

JOSH GREEN, M.D.
GOVERNOR



EDWIN H. SNIFFEN
DIRECTOR

Deputy Directors
FORD N. FUCHIGAMI
DREANALEE K. KALILI
TAMMY L. LEE
ROBIN K. SHISHIDO

STATE OF HAWAII
DEPARTMENT OF TRANSPORTATION
869 PUNCHBOWL STREET
HONOLULU, HAWAII 96813-5097

IN REPLY REFER TO:

STP 8.3622

June 1, 2023

Mr. R. Erik Soderholm
Vice-President
Soderholm Sales and Leasing, Inc.
P. O. Box 19010
Honolulu, Hawaii 96817

Dear Mr. Soderholm:

Subject: Furnishing and Delivery of Motor Vehicles for Various Non-Profit and
County Agencies Statewide
Project Number: STP-5310-22AR
Contract Number: 71242

You are hereby given Notice to Proceed for the subject project as of June 1, 2023. A copy of the contract for this project is enclosed for your use and records.

Please acknowledge receipt of this Notice to Proceed by signing and dating in the space provided below and return the original letter to the undersigned.

If you have any questions, please contact Ms. Candi N. Jefferson, Project Manager, Programming Staff of the Hawaii Department of Transportation Statewide Planning Office at (808) 831-7988 or via email at candi.n.jefferson@hawaii.gov.

Sincerely,

EDWIN H. SNIFFEN
Director of Transportation

Enclosure

Received and Concurred:

SODERHOLM SALES AND LEASING, INC.

By: Gabrielle Soderholm

Date: 06/05/23

Printed Name: Gabrielle Soderholm

Title: Corporate Officer / Assistant Operations Manager

STATE OF HAWAII
DEPARTMENT OF TRANSPORTATION
STATEWIDE TRANSPORTATION PLANNING OFFICE

SPECIAL PROVISIONS, SPECIFICATIONS,
PROPOSAL AND CONTRACT
FOR
FURNISHING AND DELIVERING OF MOTOR VEHICLES
FOR VARIOUS NON-PROFIT AND COUNTY
AGENCIES STATEWIDE

PROJECT NO. STP-5310-22AR

DECEMBER 2022

STATE OF HAWAII
DEPARTMENT OF TRANSPORTATION
STATEWIDE TRANSPORTATION PLANNING OFFICE

ADDENDUM NO. 3

FOR

FURNISHING AND DELIVERING OF
MOTOR VEHICLES FOR VARIOUS NON-PROFIT
AND COUNTY AGENCIES STATEWIDE
FEDERAL-AID PROJECT NO. STP-5310-22AR

DECEMBER 23, 2022

This Addendum shall make the following amendment to the Bid Documents.

A. NOTICE TO BIDDERS

Prospective bidders are hereby notified that receiving of sealed bids for FURNISHING AND DELIVERING OF MOTOR VEHICLES FOR VARIOUS NON-PROFIT AND COUNTY AGENCIES STATEWIDE, FEDERAL-AID PROJECT NO. STP-5310-22AR, at the Department of Transportation Contracts Office, shall be transitioned to HlePRO. Bidders will be required to register and submit bids through HlePRO only.

Prospective bidders are hereby notified that receiving of sealed bids, scheduled for 2:00 P.M. Hawaii Standard Time (HST), February 16, 2023, is **HEREBY RESCHEDULED** to **2:00 P.M. HST, January 26, 2023.**

Prospective bidders are hereby notified that the pre-bid conference, scheduled for 2:00 P.M. Hawaii Standard Time (HST), January 19, 2023, is **HEREBY RESCHEDULED** to **2:00 P.M. HST, January 10, 2023.**

Delete the NOTICE TO BIDDERS dated r11/29/2022 and replace with the attached NOTICE TO BIDDERS dated r12/23/2022.

Please acknowledge receipt of this Addendum No. 3 by recording the date of its receipt in the space provided on page PF-4 of the Proposal.



TAMMY L. LEE
Deputy Director of Transportation

NOTICE TO BIDDERS
(Chapter 103D, HRS)



The receiving of SEALED BIDS for FURNISHING AND DELIVERING OF MOTOR VEHICLES FOR VARIOUS NON-PROFIT AND COUNTY AGENCIES STATEWIDE, FEDERAL-AID PROJECT NO. STP-5310-22AR, at the Department of Transportation Contracts Office, shall be transitioned to HlePRO. Bidders will be required to register and submit bids through HlePRO only.

HlePRO posting date: **Friday December 30, 2022**

Deadline to submit bids: **January 26, 2023; 2:00 P.M., Hawaii Standard Time (HST)**

A pre-bid conference is scheduled for **January 10, 2023, 2:00 P.M. HST**, at the Statewide Transportation Planning Office, 200 Rodgers Blvd, Honolulu, HI 96819. Alternatively, bidders may participate virtually. Contact Candi Jefferson, Project Manager, by email at candi.n.jefferson@hawaii.gov to obtain the virtual meeting information no later than two working days prior to the scheduled date of the pre-bid conference. All prospective bidders or their representatives (employees) are encouraged to attend, but attendance is not mandatory. Persons needing special accommodations at the in-person pre-bid conference due to a disability may contact Candi Jefferson, Project Manager, by phone at (808) 831-7988, by facsimile at (808) 831-7995 or email at candi.n.jefferson@hawaii.gov.

Deadline to submit Request for Information (RFI) and Request for Substitution shall be no later than fourteen (14) calendar days prior to the bid opening date, not including the bid opening date.

Campaign contributions by State and County Contractors. Contractors are hereby notified of the applicability of Section 11-355, HRS, which states that campaign contributions are prohibited from specified State or county government contractors during the term of the contract if the contractors are paid with funds appropriated by a legislative body. For more

information, contact the Campaign Spending Commission at (808) 586-0285.


Any protest of this solicitation shall be submitted in writing to the Director of Transportation, in accordance with §103D-701, HRS and §3-126, HAR.

The Equal Employment Opportunity Regulations of the Secretary of Labor implementing Executive Order 11246, as amended, shall be complied with on this project.

The U.S. Department of Transportation Regulation entitled "Nondiscrimination in Federally-Assisted Programs of the U.S. Department of Transportation," Title 49, Code of Federal Regulations (CFR), Part 21 is applicable to this project. Bidders are hereby notified that the Department of Transportation will affirmatively ensure that the contract entered into pursuant to this advertisement will be awarded to the lowest responsible bidder without discrimination on the grounds of race, color, national origin or sex (as directed by 23 CFR Part 200).


The U.S. Department of Transportation Regulations entitled "Participation by Disadvantaged Business Enterprise in Department of Transportation Programs", Title 49, Code of Federal Regulations, Part 26 is applicable to this project. Bidders are hereby notified that the Department of Transportation will strictly enforce full compliance with all of the requirements of the Disadvantaged Business Enterprise (DBE) program with respect to this project.

Bidders are directed to read and be familiar with the General Information Regarding DBE Requirements, which establishes the program requirements pursuant to Title 49 Code of Federal Regulations Part 26 and, particularly, the requirements of certification, method of award, and evidence of good faith. All Bidders must e-mail the Project Manager at candi.n.jefferson@hawaii.gov, the Disadvantaged Business Enterprise (DBE) Contract Goal Verification and Good Faith Efforts (GFE) Documentation for Construction, Disadvantaged Business Enterprise (DBE) Confirmation and Commitment Agreement – Trucking Company

and Disadvantaged Business Enterprise (DBE) Confirmation and Commitment Agreement –
Subcontractor, Manufacturer, or Supplier **by the close of business, 4:30 p.m. HST, five (5)
days after bid opening.** Failure to provide these documents shall be cause for rejection of bid. 

For additional information, contact Candi Jefferson, Project Manager, by phone at (808)
831-7988 or by fax at (808) 831-7995.

The State reserves the right to reject any or all proposals and to waive any defects in said
proposals for the best interest of the public.



TAMMY L. LEE
Deputy Director of Transportation

STATE OF HAWAII
DEPARTMENT OF TRANSPORTATION
STATEWIDE TRANSPORTATION PLANNING OFFICE

ADDENDUM NO. 2

FOR

FURNISHING AND DELIVERING OF
MOTOR VEHICLES FOR VARIOUS NON-PROFIT
AND COUNTY AGENCIES STATEWIDE
PROJECT NO. STP-5310-22AR

November 29, 2022

This Addendum shall make the following amendment to the Bid Documents.

A. NOTICE TO BIDDERS

Prospective bidders are hereby notified that receiving of sealed bids, scheduled for 2:00 P.M. Hawaii Standard Time (HST), December 8, 2022, is **HEREBY POSTPONED** until **2:00 P.M. HST, February 16, 2023.**

Delete the NOTICE TO BIDDERS and replace with the attached NOTICE TO BIDDERS dated 11/29/2022.

A pre-bid conference is scheduled for 2:00 P.M. HST on January 19, 2023.

Please acknowledge receipt of this Addendum No. 2 by recording the date of its receipt in the space provided therefore on page PF-4 of the Proposal.



JADE T. BUTAY
Director of Transportation

NOTICE TO BIDDERS
(Chapter 103D, HRS)



The receiving of SEALED BIDS for FURNISHING AND DELIVERING OF MOTOR VEHICLES FOR VARIOUS NON-PROFIT AND COUNTY AGENCIES STATEWIDE, FEDERAL-AID PROJECT NO. STP-5310-22AR, scheduled for 2:00 P.M.

Hawaii Standard Time (HST), December 8, 2022, at the Contracts Office, Department of Transportation, Aliiaimoku Hale, 869 Punchbowl Street, Room 105, Honolulu, Hawaii 96813, is **HEREBY POSTPONED** until **2:00 P.M. HST, February 16, 2023**, at which time and place they will be publicly opened and read. Bids received after said due date and time shall not be considered.

***ATTENTION: ALL PUBLIC BID OPENINGS WILL BE CONDUCTED VIRTUALLY, UNTIL FURTHER NOTICE.** The viewing of the public bid openings will be available virtually through the online meeting link posted on the HDOT Contracts webpage thirty minutes before the bid opening (<https://hidot.hawaii.gov/administration/con/>).

Bidders shall allow enough time to mail or courier their bids to meet the said due date and time. If the bidder chooses to deliver their bid by United States Postal Service (USPS), please be advised the USPS does not deliver directly to the State of Hawaii, DOT, Contracts Office, but to a central mailroom before final delivery to the Contracts Office. This may cause a delay in receipt of bid(s) by the Contracts Office and the bid(s) may reach the Contracts Office after the said due date and time, resulting in automatic rejection and return of bid. The DOT shall not be responsible for bids not received by the said due date and time due to mail or courier delivery delays. Electronic bids shall not be accepted. Bid envelopes shall be clearly marked "SEALED BID" with complete mailing address to the DOT,

Contracts Office.

FURNISHING AND DELIVERING
OF MOTOR VEHICLES FOR
VARIOUS NON-PROFIT AND
COUNTY AGENCIES STATEWIDE
PROJECT NO. STP-5310-22AR

ADDENDUM NO. 2
r11/29/2022
PAGE 1 OF 4

Bids will be opened and read in the lobby of the DOT Aliiaimoku Hale promptly at said time. All bids will be scanned and emailed to all bidders within 24 hours of bid opening.

The scope of work consists of FURNISHING AND DELIVERING OF MOTOR VEHICLES FOR VARIOUS NON-PROFIT AND COUNTY AGENCIES STATEWIDE.

Bid documents are available at: <http://hidot.hawaii.gov/administration/con/>

Bids (hard copy) shall be submitted in a sealed envelope and shall be on the Proposal Form provided in the bid documents furnished by the Department.



A pre-bid conference is scheduled for 2:00 p.m. HST on January 19, 2023, at the Statewide Transportation Planning Office, 200 Rodgers Blvd, Honolulu, HI 96819. Alternatively, bidders may participate virtually. Contact Candi Jefferson, Project Manager, by email at candi.n.jefferson@hawaii.gov to obtain the virtual meeting information no later than two days prior to the scheduled date of the pre-bid conference. All prospective bidders or their representatives (employees) are encouraged to attend, but attendance is not mandatory. Persons needing special accommodations at the in-person pre-bid conference due to a disability may contact Candi Jefferson, Project Manager, by phone at (808) 831-7988, by facsimile at (808) 831-7995 or email at candi.n.jefferson@hawaii.gov.

Deadline to submit Request for Information (RFI) and Request for Substitution shall be no later than fourteen (14) calendar days prior to the bid opening date, not including the bid opening date.

Campaign contributions by State and County Contractors. Contractors are hereby notified of the applicability of Section 11-355, HRS, which states that campaign contributions are prohibited from specified State or county government contractors during the term of the contract if the contractors are paid with funds appropriated by a legislative

body. For more information, contact the Campaign Spending Commission at (808) 586-0285.

Any protest of this solicitation shall be submitted in writing to the Director of Transportation, in accordance with §103D-701, HRS and §3-126, HAR.

The Equal Employment Opportunity Regulations of the Secretary of Labor implementing Executive Order 11246, as amended, shall be complied with on this project.

The U.S. Department of Transportation Regulation entitled "Nondiscrimination in Federally-Assisted Programs of the U.S. Department of Transportation," Title 49, Code of Federal Regulations (CFR), Part 21 is applicable to this project. Bidders are hereby notified that the Department of Transportation will affirmatively ensure that the contract entered into pursuant to this advertisement will be awarded to the lowest responsible bidder without discrimination on the grounds of race, color, national origin or sex (as directed by 23 CFR Part 200).

The U.S. Department of Transportation Regulations entitled "Participation by Disadvantaged Business Enterprise in Department of Transportation Programs", Title 49, Code of Federal Regulations, Part 26 is applicable to this project. Bidders are hereby notified that the Department of Transportation will strictly enforce full compliance with all of the requirements of the Disadvantaged Business Enterprise (DBE) program with respect to this project.

Bidders are directed to read and be familiar with the General Information Regarding DBE Requirements, which establishes the program requirements pursuant to Title 49 Code of Federal Regulations Part 26 and, particularly, the requirements of certification, method of award, and evidence of good faith. All Bidders must e-mail the Project Manager at candi.n.jefferson@hawaii.gov, the Disadvantaged Business Enterprise (DBE)

Contract Goal Verification and Good Faith Efforts (GFE) Documentation for Construction, Disadvantaged Business Enterprise (DBE) Confirmation and Commitment Agreement – Trucking Company and Disadvantaged Business Enterprise (DBE) Confirmation and Commitment Agreement –Subcontractor, Manufacturer, or Supplier **by the close of business, 4:30 p.m. HST, five (5) days after bid opening.** Failure to provide these documents shall be cause for bid/proposal rejection.

For additional information, contact Candi Jefferson, Project Manager, by phone at (808) 831-7988 or by fax at (808) 831-7995.

The State reserves the right to reject any or all proposals and to waive any defects in said proposals for the best interest of the public.



JADE T. BUTAY
Director of Transportation

STATE OF HAWAII
DEPARTMENT OF TRANSPORTATION
STATEWIDE TRANSPORTATION PLANNING OFFICE

ADDENDUM NO. 1

FOR

FURNISHING AND DELIVERING OF
MOTOR VEHICLES FOR VARIOUS NON-PROFIT
AND COUNTY AGENCIES STATEWIDE
PROJECT NO. STP-5310-22AR


NOVEMBER 7, 2022

The following is provided for information.

A. PRE-BID MEETING MINUTES

See attached Pre-Bid Meeting Minutes and Attendance Sheets dated November 3, 2022.

Please acknowledge receipt of this Addendum No. 1 by recording the date of its receipt in the space provided on Page PF-4 of the Proposal.



JADE T. BUTAY
Director of Transportation

**DEPARTMENT OF TRANSPORTATION
STATEWIDE TRANSPORTATION PLANNING OFFICE**

PRE-BID MEETING MINUTES

DATE: NOVEMBER 3, 2022

TIME: 2:00 PM

LOCATION: State of Hawaii Department of Transportation
Statewide Transportation Planning Offices
HDOT STP-OCR Conference Room
200 Rodgers Boulevard, Honolulu Hawaii 96819

Microsoft-Teams Web-Conference
Web attendance via email invitation
Call in Phone No.: 808-829-4853
Phone Conference ID: 877 775 055#

PROJECT: Furnishing and Delivering of Motor Vehicles for Various Non-profit and
County Agencies Statewide
State Project No. STP-5310-22AR

PRESENT: No Bidders Attended

SUBJECT: Pre-Bid Meeting

MEETING SUMMARY:

I. GENERAL DISCUSSION

1. This meeting is to clarify general questions only. If there is a conflict between what was stated in this meeting and the bid documents, the bid documents shall govern.
2. This is a federally - funded project. Prospective bidders must comply with all federal requirements, in addition to *applicable State requirements*.
3. Prospective bidders must read all requirements set forth in the bid document. All required documents must be completed and submitted with the sealed bid. Incomplete, inaccurate, illegible or missing documents will result in rejection of the bid.
4. Sealed bids must be sent to the *Contracts Office* for Hawaii Department of Transportation located at 869 Punchbowl St., Room 105 in Honolulu, Hawaii 96813.

5. Bids will be received until 2:00 p.m., Hawaii Standard Time (HST), December 8, 2022, at which time they will be *publicly opened* and read. Bids received after said due date and time shall not be considered.
6. The deadline to submit Request for Information (RFI) and Request for Substitution will be no later than fourteen (14) calendar days prior to the bid opening date, not including the bid opening date. (Wednesday, November 23, 2022).
7. Vehicles are to be *delivered within 270 calendar days* from issuance of the Notice to Proceed (NTP). A fifty-dollar (\$50) penalty for each calendar day late that the Contractor has a delay in delivery of the vehicles, will be assessed at contract completion, if deemed applicable.
8. The lowest responsive and responsible bidder for the noted bid items will be issued a Notice to Proceed within sixty (60) calendar days from Bid Opening date (December 8, 2022) or by no later than February 6, 2023.
9. Should an extension to the sixty (60) day contract award period be deemed necessary, then the successful bidder(s) will be notified in writing of the delay. In such case, the Department may request the bidders hold their bid price. Agreement to such an extension must be made by a bidder in writing. Only bidders who have agreed to such an extension will be eligible for the award.
10. Any additional follow-up questions must be received in writing and sent to Candi Jefferson, Project Manager, by no later than the close of business (4:30pm HST) on November 23, 2022. Questions can also be faxed to (808) 831-7995 or emailed to candi.n.jefferson@hawaii.gov.
11. Any and all responses to questions will be posted on the Hawaii Awards & Notices Data System (HANDS) in the form of an addendum. (Visit the following link: <https://hands.ehawaii.gov/hands/opportunities/opportunity-details/22132>)
12. The minutes from this Pre-bid meeting will also be available and publicly accessible on HANDS within one (1) week of the bid-opening date, if not earlier (or by no later than Thursday, December 1, 2022).

II. DBE DISCUSSION

1. Policy of the State of Hawaii, Department of Transportation's (HDOT) DBE Program: To ensure equal opportunity and non-discrimination in the award and administration of United States DOT-assisted contracts. Contractors shall take all necessary and reasonable steps in accordance with the regulations (49 CFR, Part 26) to ensure that DBE's have an equal opportunity to compete for and perform on contracts.

2. DBE Goal for this project: Non-specific
 - a. Be sure to document discussions, phone calls, faxes or memos relating to your efforts in meeting the DBE goal.
 - b. DBEs must be certified by the bid opening date.
 - c. DBE subcontractors, manufacturers, suppliers, trucking companies and any second-tier subcontractors shall be listed on the respective DBE forms in order to receive credit.
3. The following forms are due by the close of business (i.e. 4:30 pm HST) five (5) days after bid opening:
 - a. DBE Confirmation and Commitment Agreement. This form must be **signed by the bidder/offeror and each DBE** subcontractor, manufacturer, supplier, or trucking company and submitted to the Project Manager. Information to be provided on the form shall include, among other things, the project number, the DBE's NAICS codes, description of work, bid items with corresponding price information, prime contractor name and contact information DBE name and contact information and subcontractor name and contact information if the DBE is a second-tier subcontractor. *To count toward meeting a goal, each DBE firm must be certified in a NAICS code applicable to the kind of work the firm would perform on the contract.*
 - b. DBE Contract Goal Verification and Good Faith Efforts (GFE) Documentation for Construction. List the dollar amount of all subcontractors, manufacturers, suppliers, and trucking companies (both DBE and non-DBE firms). Bidder/offeror must also list the DBE project goal on this form. The bidder/offeror must submit documentation demonstrating how the DBE goal was met or how the bidder/offeror attempted to meet the goal if the goal was not met. This documentation shall include quotations for both DBE and non-DBE subcontractors when a non-DBE is selected over a DBE for the project. *Documentation of good faith efforts is required irrespective of whether the bidder/offeror met the DBE project goal.*
4. The forms in item number 3 above must be complete and provide the necessary information to properly evaluate bids/proposals. Failure to provide any of the above shall be cause for bid/proposal rejection.
5. In determining calendar days, the day from which the period begins to run is not counted, and when the last day of the period is a Saturday, Sunday, or Federal or State holiday, the period extends to the next day that is not a Saturday, Sunday, or holiday.
6. Calculation of the DBE contract goal for this project is the proportionate contract dollar value of work performed, materials, and goods to be supplied by DBEs. DBE credit shall not be given for mobilization, force account items and allowance items. This DBE contract goal is applicable to all the contract work performed for this project.

7. DBE contract goal percentage = Contract Dollar Value of the work to be performed by DBE subcontractors and manufacturers, plus 60% of the contract dollar value of DBE suppliers, divided by the sum of all contract items (sum of all contract items is the total amount for comparison of bids less mobilization, force account items, and allowance items).
8. The Department shall adjust the bidder's/offeror's DBE contract goal to the amount of the project goal if it finds that the bidder/offeror met the goal but erroneously calculated a lower percentage. If the amount the bidder/offeror submits as its contract goal exceeds the project goal, the bidder/offeror shall be held to the higher goal.
9. In the bid documents, be sure to refer to DBE Requirements section and pay special attention to Section VIII. Demonstration of Good Faith Efforts for Contract Award, which summarizes the kinds of efforts that will be considered demonstrative of good faith efforts.
10. All federally funded projects awarded after October 1, 2017 are required to use the Certification and Contract Compliance Management System program, an online payment tracking system. This project will be required to use the Certification and Contract Compliance Management System program. HDOT OCR will work with the Project Engineer and selected bidder to get the contract information to create a contract record for the project. Subcontractors, suppliers, manufacturers, trucking companies, etc. that are selected to work on this project are expected to log in (on a regular basis) and indicate if payment was prompt and provide all required information.
11. BIDDER REGISTRATION FORM. All firms bidding or quoting on DOT projects, including vendors, subcontractors, manufacturers, truckers, etc., must register as a bidder. Certified DBEs are automatically registered as a bidder with the HDOT. Bidder Registration Form can be found at: <https://hidot.hawaii.gov/administration/files/2019/03/Bidder-Registration-Fillable-Form.pdf>
12. Be sure to check the DBE Directory online at: <https://hdot.dbesystem.com/> to ensure the DBEs listed are certified.

III. QUESTIONS

No bidders registered or were present for the pre-bid. Meeting cancelled.

Meeting adjourned at: CANCELLED

Cc: All Attendees (see attached sign-in sheets)

STP-5310-22AR

Furnishing and Delivering of Motor Vehicles for Various Non-Profit and County Agencies Statewide

Statewide Transportation Planning Office
HDOT ADMIN STP-OCR CONFERENCE ROOM
200 Rodgers Blvd, Honolulu, HI 96819

PRE-BID MEETING

November 3, 2022, 2:00 PM

On-Site Attendees (In-Person)				
Name/Title	Agency	Telephone	Fax	Email Address
1 Daniel Williams / DBE Program Supervisor	HDOT (OCR)	808-831-7914	808-831-7944	Daniel.K.Williams@hawaii.gov
2 Candi Jefferson / Program Manager	HDOT (STP)	808-831-7988	808-831-7995	Candi.N.Jefferson@hawaii.gov
3 Ryan Sugamoto / Programming Section Manager	HDOT (STP)	808-831-7980	808-831-7995	Ryan.S.Sugamoto@hawaii.gov
4				
5				
6				
7				
8				
9				
10				
11				
12				

STP-5310-22AR

Furnishing and Delivering of Motor Vehicles for Various Non-Profit and County Agencies Statewide

Statewide Transportation Planning Office
HDOT ADMIN STP-OCR CONFERENCE ROOM
200 Rodgers Blvd, Honolulu, HI 96819

PRE-BID MEETING

November 3, 2022, 2:00 PM

Virtual Attendees (Teams Conference Call)					
	Name/Title	Agency	Telephone	Fax	Email Address
1	N/A	N/A	N/A	N/A	N/A
2					
3					
4					
5					
6					
7					
8					
9					
10					
11					
12					

TABLE OF CONTENTS

	PAGE
Notice to Bidders	NTB-1-NTB-4
Federal Transit Administration (FTA) Federal Clauses.....	FED-1 – FED-21
Federal Transit Administration (FTA) Federal Certifications.....	FED-22 – FED-26
Disadvantaged Business Enterprise (DBE) Compliance.....	DBE-1 – DBE-26
Special Provisions	SP-1 - SP-6
Specifications	
Section 1 - Definition of Terms.....	1-1 - 1-3
Section 2 - Proposal Requirements and Conditions.....	2-1 - 2-2
Section 3 - Award and Execution of Contract.....	3-1 - 3-3
Section 4- Scope of Work	4-1 - 4-2
Section 5 - Control of Work	5-1 – 5-2
Section 6 - Control of Material and Equipment.....	6-1 - 6-2
Section 7 - Legal Relations and Responsibility.....	7-1 - 7-3
Section 8 - Prosecution and Progress.....	8-1 – 8-6
Section 9 - Payment.....	9-1 - 9-2
Section 10 - General Specifications for Motor Vehicles.....	10-1 - 10-6
Vehicle Specifications	
Item 1 - Low Floor Minivan; One (1) Wheelchair Position for The Arc of Hilo.....	11-1 - 11-3
Item 2 – Fourteen (14) Passenger Van; Three (3) Wheelchair Positions for Hawaii County Economic Opportunity Council (Nutrition Program)	12-1 - 12-3
Item 3 - Fourteen (14) Passenger Van; Three (3) Wheelchair Positions for Hawaii County Economic Opportunity Council	13-1 - 13-3
Item 4 - Ten (10) Passenger Van; Two (2) Wheelchair Positions for Hawaii Island Adult Care.....	14-1 - 14-2
Item 5 - Fourteen (14) Passenger Van; Three (3) Wheelchair Positions for The Arc of Maui County	15-1 - 15-3
Item 6 - Fourteen (14) Passenger Van; Three (3) Wheelchair Positions for Kaunoa Senior Services, County of Maui.....	16-1 - 16-3

TABLE OF CONTENTS

	PAGE
Item 7 - Fourteen (14) Passenger Van; Three (3) Wheelchair Positions for Catholic Charities of Hawaii.....	17-1 - 17-3
Item 8 - Fourteen (14) Passenger Van; Three (3) Wheelchair Positions for Responsive Caregivers of Hawaii.....	18-1 - 18-3
Item 9 - Fourteen (14) Passenger Van; Three (3) Wheelchair Positions for Responsive Caregivers of Hawaii.....	19-1 - 19-3
Item 10 - Fourteen (14) Passenger Van; Three (3) Wheelchair Positions for Kilohana Senior Enrichment Center.....	20-1 - 20-3
Item 11 - Ten (10) Passenger Van; Two (2) Wheelchair Positions for Hawaii County Economic Opportunity Council.....	21-1 - 21-2
Item 12 - Ten (10) Passenger Van; Two (2) Wheelchair Positions for Hawaii County Economic Opportunity Council	22-1 - 22-2
Item 13 - Ten (10) Passenger Van; Two (2) Wheelchair Positions for Arc of Maui County	23-1 - 23-2
Item 14 - Fourteen (14) Passenger Van; Three (3) Wheelchair Positions for Hale Makua Health Services.....	24-1 - 24-3
Item 15 - Fourteen (14) Passenger Van; Three (3) Wheelchair Positions for Maui Economic Opportunity, Inc	25-1 - 25-3
Item 16 - Fourteen (14) Passenger Van; Three (3) Wheelchair Positions for Catholic Charities of Hawaii.....	26-1 - 26-3
Item 17 - Low Floor Minivan; Two (2) Wheelchair Positions for Opportunities and Resources, Inc	27-1 - 27-3
Item 18 - Low Floor Minivan; Two (2) Wheelchair Positions for ORI Anuenue Hale, Inc	28-1 - 28-3
Item 19 - Ten (10) Passenger Van; Two (2) Wheelchair Positions for Responsive Caregivers of Hawaii.....	29-1 - 29-2
Item 20 - Ten (10) Passenger Van; Two (2) Wheelchair Positions for Responsive Caregivers of Hawaii.....	30-1 - 30-2
Item 21 - Fourteen (14) Passenger Van; Three (3) Wheelchair Positions for The Arc of Kona	31-1 - 31-3
Item 22 - Fourteen (14) Passenger Van; Three (3) Wheelchair Positions for County of Kauai Transportation Agency	32-1 - 32-3
Item 23 - Ten (10) Passenger Van; Two (2) Wheelchair Positions for Maui Adult Day Care Centers	33-1 - 33-2

TABLE OF CONTENTS

	PAGE
Item 24 – Low Floor Minivan; Two (2) Wheelchair Positions for Arc of Maui County	34-1 - 34-3
Item 25 - Ten (10) Passenger Van; Two (2) Wheelchair Positions for Hale Makua Health Services	35-1 - 35-2
Item 26 – Fourteen (14) Passenger Van; Three (3) Wheelchair Positions for Maui Adult Care Centers.....	36-1 - 36-3
Item 27 - Fourteen (14) Passenger Van; Three (3) Wheelchair Positions for Maui Economic Opportunity, Inc.....	37-1 - 37-3
Item 28 - Fourteen (14) Passenger Van; Three (3) Wheelchair Positions for Catholic Charities of Hawaii	38-1 - 38-3
Item 29 – Low Floor Minivan; Two (2) Wheelchair Positions for Opportunities and Resources Inc.....	39-1 - 39-3
Item 30 - Fourteen (14) Passenger Van; Three (3) Wheelchair Positions for ORI Anuenue Hale, Inc	40-1 - 40-3
Item 31 – Ten (10) Passenger Van; Two (2) Wheelchair Positions for Responsive Caregivers of Hawaii.....	41-1 - 41-3
Item 32 - Ten (10) Passenger Van; Two (2) Wheelchair Positions for Responsive Caregivers of Hawaii.....	42-1 - 42-3
Item 33 – Low Floor Minivan; One (1) Wheelchair Position for The Arc of Hilo	43-1 - 43-3
Item 34 - Fourteen (14) Passenger Van; Three (3) Wheelchair Positions for Arc of Maui County	44-1 - 44-4
Item 35 - Fourteen (14) Passenger Van; Three (3) Wheelchair Positions for Arc of Maui County	45-1 - 45-3
Item 36 – Fourteen (14) Passenger Van; Three (3) Wheelchair Positions for Hale Makua Health Services.....	46-1 - 46-3
Item 37 - Fourteen (14) Passenger Van; Three (3) Wheelchair Positions for Hawaii County Economic Opportunity Council	47-1 - 47-3
Item 38 - Ten (10) Passenger Van; Two (2) Wheelchair Positions for Hawaii County Economic Opportunity Council.....	48-1 - 48-2
Item 39 - Fourteen (14) Passenger Van; Three (3) Wheelchair Positions for The Arc of Kona.....	49-1 - 49-3
Item 40 - Fourteen (14) Passenger Van; Three (3) Wheelchair Positions for Maui Economic Opportunity, Inc	50-1 - 50-3

PAGE

TABLE OF CONTENTS

Item 41 – Fourteen (14) Passenger Van; Three (3) Wheelchair Positions
for Responsive Caregivers of Hawaii..... 51-1 - 51-3

Item 42 - Fourteen (14) Passenger Van; Three (3) Wheelchair
Positions for Responsive Caregivers of Hawaii..... 52-1 - 52-3

Item 43 - Fourteen (14) Passenger Van; Three (3) Wheelchair
Positions for Catholic Charities of Hawaii 53-1 - 53-3

Attachment A.....A-1 - A-6

Proposal.PF-1 - PF-5

Proposal Schedule..... PF-6 - PF-92

Forms

ContractKF-1 – KF3

NOTICE TO BIDDERS
(Chapter 103D, HRS)

SEALED BIDS for FURNISHING AND DELIVERING OF MOTOR VEHICLES FOR VARIOUS NON-PROFIT AND COUNTY AGENCIES STATEWIDE, FEDERAL-AID PROJECT NO. STP-5310-22AR, will be received at the Contracts Office, Department of Transportation, Aliiaimoku Hale, 869 Punchbowl Street, Room 105, Honolulu, Hawaii 96813, until 2:00 p.m., Hawaii Standard Time (HST), December 8, 2022, at which time and place they will be publicly opened and read. Bids received after said due date and time shall not be considered.

***ATTENTION: ALL PUBLIC BID OPENINGS WILL BE CONDUCTED VIRTUALLY, UNTIL FURTHER NOTICE.** The viewing of the public bid openings will be available virtually through the online meeting link posted on the HDOT Contract webpage thirty minutes before the bid opening (<https://hidot.hawaii.gov/administration/con/>).

Bidders shall allow enough time to mail or courier their bids to meet the said due date and time. If the bidder chooses to deliver their bid by United States Postal Service (USPS), please be advised the USPS does not deliver directly to the State of Hawaii, DOT, Contracts Office, but to a central mailroom before final delivery to the Contracts Office. This may cause a delay in receipt of bid(s) by the Contracts Office and the bid(s) may reach the Contracts Office after the said due date and time, resulting in automatic rejection and return of bid. The DOT shall not be responsible for bids not received by the said due date and time due to mail or courier delivery delays. Electronic bids shall not be accepted. Bid envelopes shall be clearly marked "SEALED BID" with complete mailing address to the DOT, Contracts Office.

Bids will be opened and read in the lobby of the DOT Aliiaimoku Hale promptly at said time. All bids will be scanned and emailed to all bidders within 24 hours of bid opening.

The scope of work consists of FURNISHING AND DELIVERING OF MOTOR VEHICLES FOR VARIOUS NON-PROFIT AND COUNTY AGENCIES STATEWIDE.

Bid documents are available at: <http://hidot.hawaii.gov/administration/con/>

Bids (hard copy) shall be submitted in a sealed envelope and shall be on the Proposal Form provided in the bid documents furnished by the Department.

A pre-bid conference is scheduled for 2:00 p.m. HST on November 3, 2022, at the Statewide Transportation Planning Office, 200 Rodgers Blvd, Honolulu, HI 96819. Alternatively, bidders may participate virtually. Contact Candi Jefferson, Project Manager, by email at candi.n.jefferson@hawaii.gov to obtain the virtual meeting information no later than two days prior to the scheduled date of the pre-bid conference. All prospective bidders or their representatives (employees) are encouraged to attend, but attendance is not mandatory. Persons needing special accommodations at the in-person pre-bid conference due to a disability may contact Candi Jefferson, Project Manager, by phone at (808) 831-7988, by facsimile at (808) 831-7995 or email at candi.n.jefferson@hawaii.gov.

Deadline to submit Request for Information (RFI) and Request for Substitution shall be no later than fourteen (14) calendar days prior to the bid opening date, not including the bid opening date.

Campaign contributions by State and County Contractors. Contractors are hereby notified of the applicability of Section 11-355, HRS, which states that campaign contributions are prohibited from specified State or county government contractors during the term of the contract if the contractors are paid with funds appropriated by a legislative body. For more information, contact the Campaign Spending Commission at (808) 586-0285.

Any protest of this solicitation shall be submitted in writing to the Director of Transportation, in accordance with §103D-701, HRS and §3-126, HAR.

The Equal Employment Opportunity Regulations of the Secretary of Labor implementing Executive Order 11246, as amended, shall be complied with on this project. The U.S. Department of Transportation Regulation entitled "Nondiscrimination in Federally-Assisted Programs of the U.S. Department of Transportation," Title 49, Code of Federal Regulations (CFR), Part 21 is applicable to this project. Bidders are hereby notified that the Department of Transportation will affirmatively ensure that the contract entered into pursuant to this advertisement will be awarded to the lowest responsible bidder without discrimination on the grounds of race, color, national origin or sex (as directed by 23 CFR Part 200).

The U.S. Department of Transportation Regulations entitled "Participation by Disadvantaged Business Enterprise in Department of Transportation Programs", Title 49, Code of Federal Regulations, Part 26 is applicable to this project. Bidders are hereby notified that the Department of Transportation will strictly enforce full compliance with all of the requirements of the Disadvantaged Business Enterprise (DBE) program with respect to this project.

Bidders are directed to read and be familiar with the General Information Regarding DBE Requirements, which establishes the program requirements pursuant to Title 49 Code of Federal Regulations Part 26 and, particularly, the requirements of certification, method of award, and evidence of good faith. All Bidders must e-mail the Project Manager at candi.n.jefferson@hawaii.gov, the Disadvantaged Business Enterprise (DBE) Contract Goal Verification and Good Faith Efforts (GFE) Documentation for Construction, Disadvantaged Business Enterprise (DBE) Confirmation and Commitment Agreement – Trucking Company and Disadvantaged Business Enterprise (DBE) Confirmation and Commitment Agreement – Subcontractor, Manufacturer, or Supplier **by the close of business, 4:30 p.m. HST, five (5) days after bid opening**. Failure to provide these documents shall be cause for rejection of bid.

For additional information, contact Candi Jefferson, Project Manager, by phone at (808) 831-7988 or by fax at (808) 831-7995.

The State reserves the right to reject any or all proposals and to waive any defects in said proposals for the best interest of the public.



JADE T. BUTAY
Director of Transportation

Posted: October 27, 2022

STATE OF HAWAII
DEPARTMENT OF TRANSPORTATION
STATEWIDE TRANSPORTATION PLANNING OFFICE

FEDERAL TRANSIT ADMINISTRATION
FEDERAL CLAUSES

FEDERAL CLAUSES

ACCESS TO RECORDS AND REPORTS

a. Record Retention. The Contractor will retain, and will require its subcontractors of all tiers to retain, complete and readily accessible records related in whole or in part to the contract, including, but not limited to, data, documents, reports, statistics, sub-Contracts, leases, subcontracts, arrangements, other third party Contracts of any type, and supporting materials related to those records.

b. Retention Period. The Contractor agrees to comply with the record retention requirements in accordance with 2 C.F.R. § 200.333. The Contractor shall maintain all books, records, accounts and reports required under this Contract for a period of at not less than three (3) years after the date of termination or expiration of this Contract, except in the event of litigation or settlement of claims arising from the performance of this Contract, in which case records shall be maintained until the disposition of all such litigation, appeals, claims or exceptions related thereto.

c. Access to Records. The Contractor agrees to provide sufficient access to FTA and its contractors to inspect and audit records and information related to performance of this contract as reasonably may be required.

d. Access to the Sites of Performance. The Contractor agrees to permit FTA and its contractors access to the sites of performance under this contract as reasonably may be required.

AMERICANS WITH DISABILITIES ACT(ADA)

The contractor agrees to comply with the requirements of 49 U.S.C. § 5301 (d), which states the Federal policy that the elderly and persons with disabilities have the same right as other persons to use mass transportation service and facilities, and that special efforts shall be made in planning and designing those services and facilities to implement that policy. The contractor also agrees to comply with all applicable requirements of section 504 of the Rehabilitation Act of 1973, as amended, 29 U.S.C. § 794, which prohibits discrimination on the basis of handicaps, with the Americans with Disabilities Act of 1990 (ADA), as amended, 42 U.S.C. §§ 12101 et seq., which requires that accessible facilities and services be made available to persons with disabilities, including any subsequent amendments to that Act, and with the Architectural Barriers act of 1968, as amended, 42 U.S.C. §§ 4151 et seq., which requires that buildings and public accommodations be accessible to persons with disabilities, including any subsequent amendments to that Act. In addition, the contractor agrees to comply with any and all applicable requirements issued by the FTA, DOT, DOJ, U.S. GSA, U.S. EEOC, U.S. FCC, any subsequent amendments thereto and any other nondiscrimination statute(s) that may apply to the Project.

BUS TESTING

The operator of the bus testing facility is required to provide the resulting test report to the entity that submits the bus for testing. The manufacturer or dealer of a new bus model or a bus produced with a major change in component or configuration is required to provide a copy of the corresponding full bus testing report and any applicable partial testing report(s) to the Agency during the point in the procurement process specified by the Agency, but in all cases before final acceptance of the first bus by the Agency. The complete bus testing reporting requirements are provided in 49 C.F.R. § 665.11.

BUY AMERICA REQUIREMENTS

The contractor agrees to comply with 49 U.S.C. 5323(j) and 49 C.F.R. part 661 and 2 CFR § 200.322 Domestic preferences for procurements, which provide that Federal funds may not be obligated unless all steel, iron, and manufactured products used in FTA funded projects are produced in the United States, unless a waiver has been granted by FTA or the product is subject to a general waiver. General waivers are listed in 49 C.F.R. § 661.7. Separate requirements for rolling stock are set out at 49 U.S.C. 5323(j)(2)(C), 49 U.S.C. § 5323(u) and 49 C.F.R. § 661.11. The bidder or offeror must submit to the Agency the appropriate Buy America certification. Bids or offers that are not accompanied by a completed Buy America certification will be rejected as nonresponsive.

BYRD ANTI-LOBBYING AMENDMENT

Contractors who apply or bid for an award of \$100,000 or more shall file the required certification. Each tier certifies to the tier above that it will not and has not used Federal appropriated funds to pay any person or organization for influencing or attempting to influence an officer or employee of any agency, a member of Congress, officer or employee of Congress, or an employee of a member of Congress in connection with obtaining any Federal contract, grant, or any other award covered by 31 U.S.C. § 1352. Each tier shall also disclose any lobbying with non-Federal funds that takes place in connection with obtaining any Federal award. Such disclosures are forwarded from tier to tier up to the Agency.”

CARGO PREFERENCE REQUIREMENTS

The contractor agrees:

- a. to use privately owned United States-Flag commercial vessels to ship at least 50 percent of the gross tonnage (computed separately for dry bulk carriers, dry cargo liners, and tankers) involved, whenever shipping any equipment, material, or commodities pursuant to the underlying contract to the extent such vessels are available at fair and reasonable rates for United States-Flag commercial vessels;
- b. to furnish within 20 working days following the date of loading for shipments originating within the United States or within 30 working days following the date of loading for shipments originating outside the United States, a legible copy of a rated, "on-board" commercial ocean bill-of-lading in English for each shipment of

cargo described in the preceding paragraph to the Division of National Cargo, Office of Market Development, Maritime Administration, Washington, DC 20590 and to the FTA Recipient (through the contractor in the case of a subcontractor's bill-of-lading.); and

- c. to include these requirements in all subcontracts issued pursuant to this contract when the subcontract may involve the transport of equipment, material, or commodities by ocean vessel.

CIVIL RIGHTS LAWS AND REGULATIONS

The following Federal Civil Rights laws and regulations apply to all contracts.

1 Federal Equal Employment Opportunity (EEO) Requirements. These include, but are not limited to:

- a) Nondiscrimination in Federal Public Transportation Programs. 49 U.S.C. § 5332, covering projects, programs, and activities financed under 49 U.S.C. Chapter 53, prohibits discrimination on the basis of race, color, religion, national origin, sex (including sexual orientation and gender identity), disability, or age, and prohibits discrimination in employment or business opportunity.
- b) Prohibition against Employment Discrimination. Title VII of the Civil Rights Act of 1964, as amended, 42 U.S.C. § 2000e, and Executive Order No. 11246, "Equal Employment Opportunity," September 24, 1965, as amended, prohibit discrimination in employment on the basis of race, color, religion, sex, or national origin.

2 Nondiscrimination on the Basis of Sex. Title IX of the Education Amendments of 1972, as amended, 20 U.S.C. § 1681 et seq. and implementing Federal regulations, "Nondiscrimination on the Basis of Sex in Education Programs or Activities Receiving Federal Financial Assistance," 49 C.F.R. part 25 prohibit discrimination on the basis of sex.

3 Nondiscrimination on the Basis of Age. The "Age Discrimination Act of 1975," as amended, 42 U.S.C. § 6101 et seq., and Department of Health and Human Services implementing regulations, "Nondiscrimination on the Basis of Age in Programs or Activities Receiving Federal Financial Assistance," 45 C.F.R. part 90, prohibit discrimination by participants in federally assisted programs against individuals on the basis of age. The Age Discrimination in Employment Act (ADEA), 29 U.S.C. § 621 et seq., and Equal Employment Opportunity Commission (EEOC) implementing regulations, "Age Discrimination in Employment Act," 29 C.F.R. part 1625, also prohibit employment discrimination against individuals age 40 and over on the basis of age.

4 Federal Protections for Individuals with Disabilities. The Americans with Disabilities Act of 1990, as amended (ADA), 42 U.S.C. § 12101 et seq., prohibits discrimination against qualified individuals with disabilities in programs, activities, and services, and imposes specific requirements on public and private entities. Third party

contractors must comply with their responsibilities under Titles I, II, III, IV, and V of the ADA in employment, public services, public accommodations, telecommunications, and other provisions, many of which are subject to regulations issued by other Federal agencies.

Civil Rights and Equal Opportunity

The Agency is an Equal Opportunity Employer. As such, the Agency agrees to comply with all applicable Federal civil rights laws and implementing regulations. Apart from inconsistent requirements imposed by Federal laws or regulations, the Agency agrees to comply with the requirements of 49 U.S.C.

§ 5323(h) (3) by not using any Federal assistance awarded by FTA to support procurements using exclusionary or discriminatory specifications. Under this Contract, the Contractor shall at all times comply with the following requirements and shall include these requirements in each subcontract entered into as part thereof.

1. Nondiscrimination. In accordance with Federal transit law at 49 U.S.C. § 5332, the Contractor agrees that it will not discriminate against any employee or applicant for employment because of race, color, religion, national origin, sex, disability, or age. In addition, the Contractor agrees to comply with applicable Federal implementing regulations and other implementing requirements FTA may issue.

2. Race, Color, Religion, National Origin, Sex. In accordance with Title VII of the Civil Rights Act, as amended, 42 U.S.C. § 2000e et seq., and Federal transit laws at 49 U.S.C. § 5332, the Contractor agrees to comply with all applicable equal employment opportunity requirements of U.S. Department of Labor (U.S. DOL) regulations, "Office of Federal Contract Compliance Programs, Equal Employment Opportunity, Department of Labor," 41 C.F.R. chapter 60, and Executive Order No. 11246, "Equal Employment Opportunity in Federal Employment," September 24, 1965, 42 U.S.C. § 2000e note, as amended by any later Executive Order that amends or supersedes it, referenced in 42 U.S.C. § 2000e note. The Contractor agrees to take affirmative action to ensure that applicants are employed, and that employees are treated during employment, without regard to their race, color, religion, national origin, or sex (including sexual orientation and gender identity). Such action shall include, but not be limited to, the following: employment, promotion, demotion or transfer, recruitment or recruitment advertising, layoff or termination; rates of pay or other forms of compensation; and selection for training, including apprenticeship. In addition, the Contractor agrees to comply with any implementing requirements FTA may issue.

3. Age. In accordance with the Age Discrimination in Employment Act, 29 U.S.C. §§ 621-634, U.S. Equal Employment Opportunity Commission (U.S. EEOC) regulations, "Age Discrimination in Employment Act," 29 C.F.R. part 1625, the Age Discrimination Act of 1975, as amended, 42 U.S.C. § 6101 et seq., U.S. Health and Human Services regulations, "Nondiscrimination on the Basis of Age in Programs or Activities Receiving Federal Financial Assistance," 45 C.F.R. part 90, and Federal transit law at 49 U.S.C. § 5332, the Contractor agrees to refrain from discrimination against present and prospective employees for reason of age. In addition, the Contractor agrees to

comply with any Implementing requirements FTA may issue.

4.Disabilities. In accordance with section 504 of the Rehabilitation Act of 1973, as amended, 29 U.S.C. § 794, the Americans with Disabilities Act of 1990, as amended, 42 U.S.C. § 12101 et seq., the Architectural Barriers Act of 1968, as amended, 42 U.S.C. § 4151 et seq., and Federal transit law at 49 U.S.C. § 5332, the Contractor agrees that it will not discriminate against individuals on the basis of disability. In addition, the Contractor agrees to comply with any implementing requirements FTA may issue.

5.Promoting Free Speech and Religious Liberty. The Contractor shall ensure that Federal funding is expended in full accordance with the U.S. Constitution, Federal Law, and statutory and public policy requirements: including, but not limited to, those protecting free speech, religious liberty, public welfare, the environment, and prohibiting discrimination.

CLEAN AIR ACT AND FEDERAL WATER POLLUTION CONTROL ACT

The Contractor agrees to comply with all applicable standards, orders, or regulations issued pursuant to the Clean Air Act (42 U.S.C. § 7401-7671q) and the Federal Water Pollution Control Act as amended (33 U.S.C. § 1251-1387). Violations must be reported to FTA and the Regional Office of the Environmental Protection Agency. The following applies for contracts of amounts in excess of \$150,000:

Clean Air Act

- (1) The contractor agrees to comply with all applicable standards, orders or regulations issued pursuant to the Clean Air Act, as amended, 42 U.S.C. § 7401 et seq.
- (2) The contractor agrees to report each violation to the Agency and understands and agrees that the Agency will, in turn, report each violation as required to assure notification to the Agency, Federal Emergency Management Agency, and the appropriate Environmental Protection Agency Regional Office.
- (3) The contractor agrees to include these requirements in each subcontract exceeding \$150,000 financed in whole or in part with Federal assistance provided by FTA.

Federal Water Pollution Control Act

- (1) The contractor agrees to comply with all applicable standards, orders or regulations issued pursuant to the Federal Water Pollution Control Act, as amended, 33 U.S.C. 1251 et seq.
- (2) The contractor agrees to report each violation to the Agency and understands and agrees that the Agency will, in turn, report each violation as required to assure notification to the Agency, Federal Emergency Management Agency, and the appropriate Environmental Protection Agency Regional Office.
- (3) The contractor agrees to include these requirements in each subcontract exceeding \$150,000 financed in whole or in part with Federal assistance provided by FTA.”

CONFORMANCE WITH ITS NATIONAL ARCHITECTURE

Intelligent Transportation Systems (ITS) projects shall conform to the National ITS Architecture and standards. Conformance with the National ITS Architecture is interpreted to mean the use of the National ITS Architecture to develop a regional ITS architecture in support of integration and the subsequent adherence of all ITS projects to that regional ITS architecture. Development of the regional ITS architecture should be consistent with the transportation planning process for Statewide and Metropolitan Transportation Planning (49 CFR Part 613 and 621).

CONTRACT WORK HOURS AND SAFETY STANDARDS ACT

- a. **Applicability:** This requirement applies to all FTA grant and cooperative agreement programs.
- b. Where applicable (see 40 U.S.C. § 3701), all contracts awarded by the non-Federal entity in excess of \$100,000 that involve the employment of mechanics or laborers must include a provision for compliance with 40 U.S.C. §§ 3702 and 3704, as supplemented by Department of Labor regulations at 29 C.F.R. Part 5. See 2 C.F.R. Part 200, Appendix II.
- c. Under 40 U.S.C. § 3702, each contractor must be required to compute the wages of every mechanic and laborer on the basis of a standard work week of 40 hours. Work in excess of the standard work week is permissible provided that the worker is compensated at a rate of not less than one and a half times the basic rate of pay for all hours worked in excess of 40 hours in the work week.
- d. The requirements of 40 U.S.C. § 3704 are applicable to construction work and provide that no laborer or mechanic must be required to work in surroundings or under working conditions which are unsanitary, hazardous or dangerous. These requirements do not apply to the purchases of supplies or materials or articles ordinarily available on the open market, or contracts for transportation or transmission of intelligence.
- e. The regulation at 29 C.F.R. § 5.5(b) provides the required contract clause concerning compliance with the Contract Work Hours and Safety Standards Act:

Compliance with the Contract Work Hours and Safety Standards Act.

(1) Overtime requirements. No contractor or subcontractor contracting for any part of the contract work which may require or involve the employment of laborers or mechanics shall require or permit any such laborer or mechanic in any workweek in which he or she is employed on such work to work in excess of forty hours in such workweek unless such laborer or mechanic receives compensation at a rate not less than one and one-half times the basic rate of pay for all hours worked in excess of forty hours in such workweek.

(2) Violation; liability for unpaid wages; liquidated damages. In the event of any violation of the clause set forth in paragraph (1) of this section the contractor and any subcontractor responsible therefor shall be liable for the unpaid wages. In addition, such contractor and subcontractor shall be liable to the United States (in the case of work done under contract for the District of Columbia or a territory, to such District or to such territory), for liquidated damages. Such liquidated damages shall be computed with respect to each individual laborer or mechanic, including watchmen and guards, employed in violation of the clause set forth in paragraph (1) of this section, in the sum of \$10 for each calendar day on which such individual was required or permitted to work in excess of the standard workweek of forty hours without payment of the overtime wages required by the clause set forth in paragraph (1) of this section.

(3) Withholding for unpaid wages and liquidated damages. The agency shall upon its own action or upon written request of an authorized representative of the Department of Labor withhold or cause to be withheld, from any moneys payable on account of work performed by the contractor or subcontractor under any such contract or any other Federal contract with the same prime contractor, or any other federally-assisted contract subject to the Contract Work Hours and Safety Standards Act, which is held by the same prime contractor, such sums as may be determined to be necessary to satisfy any liabilities of such contractor or subcontractor for unpaid wages and liquidated damages as provided in the clause set forth in paragraph (2) of this section.

(4) Subcontracts. The contractor or subcontractor shall insert in any subcontracts the clauses set forth in paragraph (1) through (4) of this section and also a clause requiring the subcontractors to include these clauses in any lower tier subcontracts. The prime contractor shall be responsible for compliance by any subcontractor or lower tier subcontractor with the clauses set forth in paragraphs (1) through (4) of this section.”

DEBARMENT AND SUSPENSION

a. Applicability: This requirement applies to all FTA grant and cooperative agreement programs for a contract in the amount of at least \$25,000

(1) This contract is a covered transaction for purposes of 2 C.F.R. pt. 180 and 2 C.F.R. pt. 3000. As such the contractor is required to verify that none of the contractor, its principals (defined at 2 C.F.R. § 180.995), or its affiliates (defined at 2 C.F.R. § 180.905) are excluded (defined at 2 C.F.R. § 180.940) or disqualified (defined at 2 C.F.R. § 180.935).

(2) C.F.R. pt. 3000, subpart C and must include a requirement to comply with these regulations in any lower tier covered transaction it enters into.

(3) The accompanying certification is a material representation of fact relied upon by the subrecipient. If it is later determined that the contractor did not comply with 2 C.F.R. pt. 180, subpart C and 2 C.F.R. pt. 3000, subpart C, in addition to remedies available to the Agency and subrecipient, the Federal Government may pursue available remedies,

including but not limited to suspension and/or debarment.

The bidder or proposer agrees to comply with the requirements of 2 C.F.R. pt. 180, subpart C and 2 C.F.R. pt. 3000, subpart C while this offer is valid and throughout the period of any contract that may arise from this offer. The bidder or proposer further agrees to include a provision requiring such compliance in its lower tier covered transactions.”

DISADVANTAGED BUSINESS ENTERPRISE (DBE)

The contractor or subcontractor shall not discriminate on the basis of race, color, national origin, or sex in the performance of this contract. The contractor shall carry out applicable requirements of 49 C.F.R. part 26 in the award and administration of DOT-assisted contracts. Failure by the contractor to carry out these requirements is a material breach of this contract, which may result in the termination of this contract or such other remedy as the Agency deems appropriate, which may include, but is not limited to:

(1) Withholding monthly progress payments; (2) Assessing sanctions; (3) Liquidated damages; and/or (4) Disqualifying the contractor from future bidding as non-responsible. 49 C.F.R. § 26.13(b).

Prime contractors are required to pay subcontractors for satisfactory performance of their contracts no later than 30 days from receipt of each payment the Agency makes to the prime contractor. 49 C.F.R. § 26.29(a).

Finally, for contracts with defined DBE contract goals, each FTA Recipient must include in each prime contract a provision stating that the contractor shall utilize the specific DBEs listed unless the contractor obtains the Agency’s written consent; and that, unless the Agency’s consent is provided, the contractor shall not be entitled to any payment for work or material unless it is performed or supplied by the listed DBE. 49 C.F.R. § 26.53(f) (1).

It is the policy of the Agency and the United States Department of Transportation (“DOT”) that Disadvantaged Business Enterprises (“DBE’s”), as defined herein and in the Federal regulations published at 49 C.F.R. part 26, shall have an equal opportunity to participate in DOT-assisted contracts.

ENERGY CONSERVATION

The contractor agrees to comply with mandatory standards and policies relating to energy efficiency, which are contained in the state energy conservation plan issued in compliance with the Energy Policy and Conservation Act.

EQUAL EMPLOYMENT OPPORTUNITY

During the performance of this contract, the contractor agrees as follows:

(1) The contractor will not discriminate against any employee or applicant for employment because of race, color, religion, sex, sexual orientation, gender identity,

or national origin. The contractor will take affirmative action to ensure that applicants are employed, and that employees are treated during employment, without regard to their race, color, religion, sex, sexual orientation, gender identity, or national origin. Such action shall include, but not be limited to the following: Employment, upgrading, demotion, or transfer, recruitment or recruitment advertising; layoff or termination; rates of pay or other forms of compensation; and selection for training, including apprenticeship. The contractor agrees to post in conspicuous places, available to employees and applicants for employment, notices to be provided by the contracting officer setting forth the provisions of this nondiscrimination clause.

(2) The contractor will, in all solicitations or advertisements for employees placed by or on behalf of the contractor, state that all qualified applicants will receive consideration for employment without regard to race, color, religion, sex, sexual orientation, gender identity, or national origin.

(3) The contractor will not discharge or in any other manner discriminate against any employee or applicant for employment because such employee or applicant has inquired about, discussed, or disclosed the compensation of the employee or applicant or another employee or applicant. This provision shall not apply to instances in which an employee who has access to the compensation information of other employees or applicants as a part of such employee's essential job functions discloses the compensation of such other employees or applicants to individuals who do not otherwise have access to such information, unless such disclosure is in response to a formal complaint or charge, in furtherance of an investigation, proceeding, hearing, or action, including an investigation conducted by the employer, or is consistent with the contractor's legal duty to furnish information.

(4) The contractor will send to each labor union or representative of workers with which it has a collective bargaining agreement or other contract or understanding, a notice to be provided by the agency contracting officer, advising the labor union or workers' representative of the contractor's commitments under section 202 of Executive Order 11246 of September 24, 1965, and shall post copies of the notice in conspicuous places available to employees and applicants for employment.

(5) The contractor will comply with all provisions of Executive Order 11246 of September 24, 1965, and of the rules, regulations, and relevant orders of the Secretary of Labor.

(6) The contractor will furnish all information and reports required by Executive Order 11246 of September 24, 1965, and by the rules, regulations, and orders of the Secretary of Labor, or pursuant thereto, and will permit access to his books, records, and accounts by the contracting agency and the Secretary of Labor for purposes of investigation to ascertain compliance with such rules, regulations, and orders.

(7) In the event of the contractor's non-compliance with the nondiscrimination clauses of this contract or with any of such rules, regulations, or orders, this contract may be canceled, terminated or suspended in whole or in part and the contractor may be declared ineligible for further Government contracts in accordance with procedures authorized in Executive Order 11246 of September 24, 1965, and such other sanctions

may be imposed and remedies invoked as provided in Executive Order 11246 of September 24, 1965, or by rule, regulation, or order of the Secretary of Labor, or as otherwise provided by law.

(8) The contractor will include the provisions of paragraphs (1) through (8) in every subcontract or purchase order unless exempted by rules, regulations, or orders of the Secretary of Labor issued pursuant to section 204 of Executive Order 11246 of September 24, 1965, so that such provisions will be binding upon each subcontractor or vendor. The contractor will take such action with respect to any subcontract or purchase order as may be directed by the Secretary of Labor as a means of enforcing such provisions including sanctions for noncompliance: Provided, however, that in the event the contractor becomes involved in, or is threatened with, litigation with a subcontractor or vendor as a result of such direction, the contractor may request the United States to enter into such litigation to protect the interests of the United States.

FEDERAL CHANGES

49 CFR Part 18 Federal Changes - Contractor shall at all times comply with all applicable FTA regulations, policies, procedures and directives, including without limitation those listed directly or by reference in the Master Agreement between Purchaser and FTA, as they may be amended or promulgated from time to time during the term of this contract. Contractor's failure to so comply shall constitute a material breach of this contract.

FLY AMERICA

a) Definitions. As used in this clause—

1) "International air transportation" means transportation by air between a place in the United States and a place outside the United States or between two places both of which are outside the United States. 2) "United States" means the 50 States, the District of Columbia, and outlying areas. 3) "U.S.-flag air carrier" means an air carrier holding a certificate under 49 U.S.C. Chapter 411.

b) When Federal funds are used to fund travel, Section 5 of the International Air Transportation Fair Competitive Practices Act of 1974 (49 U.S.C. 40118) (Fly America Act) requires contractors, Agencies, and others use U.S.-flag air carriers for U.S. Government-financed international air transportation of personnel (and their personal effects) or property, to the extent that service by those carriers is available. It requires the Comptroller General of the United States, in the absence of satisfactory proof of the necessity for foreign-flag air transportation, to disallow expenditures from funds, appropriated or otherwise established for the account of the United States, for international air transportation secured aboard a foreign-flag air carrier if a U.S.-flag air carrier is available to provide such services.

c) If available, the Contractor, in performing work under this contract, shall use U.S.-flag carriers for international air transportation of personnel (and their personal effects) or property.

d) In the event that the Contractor selects a carrier other than a U.S.-flag air carrier for international air transportation, the Contractor shall include a statement on vouchers involving such transportation essentially as follows:

Statement of Unavailability of U.S.-Flag Air Carriers

International air transportation of persons (and their personal effects) or property by U.S.-flag air carrier was not available or it was necessary to use foreign- flag air carrier service for the following reasons. See FAR § 47.403. [State reasons]:

e) Contractor shall include the substance of this clause, including this paragraph (e), in each subcontract or purchase under this contract that may involve international air transportation.

INCORPORATION OF FEDERAL TRANSIT ADMINISTRATION (FTA) TERMS

Incorporation of Federal Transit Administration (FTA) Terms - The provisions within include, in part, certain Standard Terms and Conditions required by DOT, whether or not expressly set forth in the preceding contract provisions. All contractual provisions required by DOT, as set forth in the current FTA Circular 4220 are hereby incorporated by reference. Anything to the contrary herein notwithstanding, all FTA mandated terms shall be deemed to control in the event of a conflict with other provisions contained in this Contract. The Contractor shall not perform any act, fail to perform any act, or refuse to comply with any request which would cause a violation of the FTA terms and conditions.

NO GOVERNMENT OBLIGATION TO THIRD PARTIES

The Agency and Contractor acknowledge and agree that, notwithstanding any concurrence by the Federal Government in or approval of the solicitation or award of the underlying Contract, absent the express written consent by the Federal Government, the Federal Government is not a party to this Contract and shall not be subject to any obligations or liabilities to the Agency, Contractor or any other party (whether or not a party to that contract) pertaining to any matter resulting from the underlying Contract. The Contractor agrees to include the above clause in each subcontract financed in whole or in part with Federal assistance provided by the FTA. It is further agreed that the clause shall not be modified, except to identify the subcontractor who will be subject to its provisions.

NOTIFICATION TO FTA

If a current or prospective legal matter that may affect the Federal Government emerges, the Recipient must promptly notify the FTA Chief Counsel and FTA Regional Counsel for the Region in which the Recipient is located. The Recipient must include a similar notification requirement in its Third Party Agreements and must require each Third Party Participant to include an equivalent provision in its sub agreements at every tier, for any agreement that is a "covered transaction" according to 2 C.F.R. §§ 180.220 and 1200.220.

(1) The types of legal matters that require notification include, but are not limited to, a major dispute, breach, default, litigation, or naming the Federal Government as a party

to litigation or a legal disagreement in any forum for any reason.

(2) Matters that may affect the Federal Government include, but are not limited to, the Federal Government's interests in the Award, the accompanying Underlying Agreement, and any Amendments thereto, or the Federal Government's administration or enforcement of federal laws, regulations, and requirements.

(3) The Recipient must promptly notify the U.S. DOT Inspector General in addition to the FTA Chief Counsel or Regional Counsel for the Region in which the Recipient is located, if the Recipient has knowledge of potential fraud, waste, or abuse occurring on a Project receiving assistance from FTA. The notification provision applies if a person has or may have submitted a false claim under the False Claims Act, 31 U.S.C. § 3729 et seq., or has or may have committed a criminal or civil violation of law pertaining to such matters as fraud, conflict of interest, bribery, gratuity, or similar misconduct. This responsibility occurs whether the Project is subject to this Agreement or another agreement between the Recipient and FTA, or an agreement involving a principal, officer, employee, agent, or Third Party Participant of the Recipient. It also applies to subcontractors at any tier. Knowledge, as used in this paragraph, includes, but is not limited to, knowledge of a criminal or civil investigation by a Federal, state, or local law enforcement or other investigative agency, a criminal indictment or civil complaint, or probable cause that could support a criminal indictment, or any other credible information in the possession of the Recipient.

PRE-AWARD AND POST-DELIVERY AUDITS OF ROLLING STOCK PURCHASES

The Contractor agrees to comply with 49 U.S.C. § 5323(m) and FTA's implementing regulation at 49 C.F.R. part 663. The Contractor shall comply with the Buy America certification(s) submitted with its proposal/bid. The Contractor agrees to participate and cooperate in any pre-award and post-delivery audits performed pursuant to 49 C.F.R. part 663 and related FTA guidance.

PROGRAM FRAUD AND FALSE OR FRAUDULENT STATEMENTS AND RELATED ACTS

The contractor acknowledges that 31 U.S.C. Chap. 38 (Administrative Remedies for False Claims and Statements) applies to the contractor's actions pertaining to this contract."

PROHIBITION ON CERTAIN TELECOMMUNICATIONS AND VIDEO SURVEILLANCE SERVICES OR EQUIPMENT.

- a. Recipients and subrecipients are prohibited from obligating or expending loan or grant funds to:
 1. Procure or obtain;
 2. Extend or renew a contract to procure or obtain; or
 3. Enter into a contract (or extend or renew a contract) to procure or obtain

equipment, services, or systems that uses covered telecommunications equipment or services as a substantial or essential component of any system, or as critical technology as part of any system. As described in Public Law 115-232, section 889, covered telecommunications equipment is telecommunications equipment produced by Huawei Technologies Company or ZTE Corporation (or any subsidiary or affiliate of such entities).

- i. For the purpose of public safety, security of government facilities, physical security surveillance of critical infrastructure, and other national security purposes, video surveillance and telecommunications equipment produced by Hytera Communications Corporation, Hangzhou Hikvision Digital Technology Company, or Dahua Technology Company (or any subsidiary or affiliate of such entities).
 - ii. Telecommunications or video surveillance services provided by such entities or using such equipment.
 - iii. Telecommunications or video surveillance equipment or services produced or provided by an entity that the Secretary of Defense, in consultation with the Director of the National Intelligence or the Director of the Federal Bureau of Investigation, reasonably believes to be an entity owned or controlled by, or otherwise connected to, the government of a covered foreign country.
- b. In implementing the prohibition under Public Law 115-232, section 889, subsection (f), paragraph (1), heads of executive agencies administering loan, grant, or subsidy programs shall prioritize available funding and technical support to assist affected businesses, institutions and organizations as is reasonably necessary for those affected entities to transition from covered communications equipment and services, to procure replacement equipment and services, and to ensure that communications service to users and customers is sustained.
- c. See Public Law 115-232, section 889 for additional information.
- d. See also § 200.471.

PROMPT PAYMENT

The contractor is required to pay its subcontractors performing work related to this contract for satisfactory performance of that work no later than 30 days after the contractor's receipt of payment for that work. In addition, the contractor is required to return any retainage payments to those subcontractors within 30 days after the subcontractor's work related to this contract is satisfactorily completed.

The contractor must promptly notify the Agency, whenever a DBE subcontractor performing work related to this contract is terminated or fails to complete its work and must make good faith efforts to engage another DBE subcontractor to perform at least

the same amount of work. The contractor may not terminate any DBE subcontractor and perform that work through its own forces or those of an affiliate without prior written consent of the Agency.

SAFE OPERATION OF MOTOR VEHICLES

Seat Belt Use

The Contractor is encouraged to adopt and promote on-the-job seat belt use policies and programs for its employees and other personnel that operate company-owned vehicles, company rented vehicles, or personally operated vehicles. The terms "company-owned" and "company-leased" refer to vehicles owned or leased either by the Contractor or Agency.

Distracted Driving

The Contractor agrees to adopt and enforce workplace safety policies to decrease crashes caused by distracted drivers, including policies to ban text messaging while using an electronic device supplied by an employer, and driving a vehicle the driver owns or rents, a vehicle Contractor owns, leases, or rents, or a privately-owned vehicle when on official business in connection with the work performed under this Contract.

SPECIAL NOTIFICATION REQUIREMENTS FOR STATES

Applies to States –

a. To the extent required under federal law, the State, as the Recipient, agrees to provide the following information about federal assistance awarded for its State Program, Project, or related activities:

- (1) The Identification of FTA as the federal agency providing the federal assistance for a State Program or Project;
- (2) The Catalog of Federal Domestic Assistance Number of the program from which the federal assistance for a State Program or Project is authorized; and
- (3) The amount of federal assistance FTA has provided for a State Program or Project.

b. Documents - The State agrees to provide the information required under this provision in the following documents: (1) applications for federal assistance, (2) requests for proposals or solicitations, (3) forms, (4) notifications, (5) press releases, and (6) other publications.

SIMPLIFIED ACQUISITION THRESHOLD

Contracts for more than the simplified acquisition threshold, which is the inflation adjusted amount determined by the Civilian Agency Acquisition Council and the Defense Acquisition Regulations Council (Councils) as authorized by 41 U.S.C. § 1908, or otherwise set by law, must address administrative, contractual, or legal remedies in instances where contractors violate or breach contract terms, and provide for such sanctions and penalties as appropriate. (Note that the simplified acquisition threshold determines the procurement procedures that must be employed pursuant to 2 C.F.R. §§ 200.317–200.327.

The simplified acquisition threshold does not exempt a procurement from other

eligibility or processes requirements that may apply. For example, Buy America's eligibility and process requirements apply to any procurement in excess of \$150,000. 49 U.S.C. § 5323(j)(13).

TERMINATION

Termination for Convenience (General Provision)

The Agency may terminate this contract, in whole or in part, at any time by written notice to the Contractor when it is in the Agency's best interest. The Contractor shall be paid its costs, including contract close-out costs, and profit on work performed up to the time of termination. The Contractor shall promptly submit its termination claim to Agency to be paid the Contractor. If the Contractor has any property in its possession belonging to Agency, the Contractor will account for the same, and dispose of it in the manner Agency directs.

Termination for Default [Breach or Cause] (General Provision)

If the Contractor does not deliver supplies in accordance with the contract delivery schedule, or if the contract is for services, the Contractor fails to perform in the manner called for in the contract, or if the Contractor fails to comply with any other provisions of the contract, the Agency may terminate this contract for default. Termination shall be effected by serving a Notice of Termination on the Contractor setting forth the manner in which the Contractor is in default. The Contractor will be paid only the contract price for supplies delivered and accepted, or services performed in accordance with the manner of performance set forth in the contract. If it is later determined by the Agency that the Contractor had an excusable reason for not performing, such as a strike, fire, or flood, events which are not the fault of or are beyond the control of the Contractor, the Agency, after setting up a new delivery of performance schedule, may allow the Contractor to continue work, or treat the termination as a Termination for Convenience.

Opportunity to Cure (General Provision)

The Agency, in its sole discretion may, in the case of a termination for breach or default, allow the Contractor [an appropriately short period of time] in which to cure the defect. In such case, the Notice of Termination will state the time period in which cure is permitted and other appropriate conditions

If Contractor fails to remedy to Agency's satisfaction the breach or default of any of the terms, covenants, or conditions of this Contract within [10 days] after receipt by Contractor of written notice from Agency setting forth the nature of said breach or default, Agency shall have the right to terminate the contract without any further obligation to Contractor. Any such termination for default shall not in any way operate to preclude Agency from also pursuing all available remedies against Contractor and its sureties for said breach or default.

Waiver of Remedies for any Breach

In the event that Agency elects to waive its remedies for any breach by Contractor of any covenant, term or condition of this contract, such waiver by Agency shall not limit Agency's remedies for any succeeding breach of that or of any other covenant, term, or

condition of this contract.

Termination for Convenience (Professional or Transit Service Contracts)

The Agency, by written notice, may terminate this contract, in whole or in part, when it is in the Agency's interest. If this contract is terminated, the Agency shall be liable only for payment under the payment provisions of this contract for services rendered before the effective date of termination.

Termination for Default (Supplies and Service)

If the Contractor fails to deliver supplies or to perform the services within the time specified in this contract or any extension, or if the Contractor fails to comply with any other provisions of this contract, the Agency may terminate this contract for default. The Agency shall terminate by delivering to the Contractor a Notice of Termination specifying the nature of the default. The Contractor will only be paid the contract price for supplies delivered and accepted, or services performed in accordance with the manner or performance set forth in this contract. If, after termination for failure to fulfill contract obligations, it is determined that the Contractor was not in default, the rights and obligations of the parties shall be the same as if the termination had been issued for the convenience of the Agency.

Termination for Default (Transportation Services)

If the Contractor fails to pick up the commodities or to perform the services, including delivery services, within the time specified in this contract or any extension, or if the Contractor fails to comply with any other provisions of this contract, the Agency may terminate this contract for default. The Agency shall terminate by delivering to the Contractor a Notice of Termination specifying the nature of default. The Contractor will only be paid the contract price for services performed in accordance with the manner of performance set forth in this contract.

If this contract is terminated while the Contractor has possession of Agency goods, the Contractor shall, upon direction of the Agency, protect and preserve the goods until surrendered to the Agency or its agent. The Contractor and Agency shall agree on payment for the preservation and protection of goods.

Failure to agree on an amount will be resolved under the Dispute clause.

If, after termination for failure to fulfill contract obligations, it is determined that the Contractor was not in default, the rights and obligations of the parties shall be the same as if the termination had been issued for the convenience of the Agency.

Termination for Default (Construction)

If the Contractor refuses or fails to prosecute the work or any separable part, with the diligence that will ensure its completion within the time specified in this contract or any extension or fails to complete the work within this time, or if the Contractor fails to comply with any other provision of this contract, Agency may terminate this contract for default. The Agency shall terminate by delivering to the Contractor a Notice of Termination specifying the nature of the default. In this event, the Agency may take over the work and complete it by contract or otherwise, and may take possession of and use any materials, appliances, and plant on the work site necessary for

completing the work. The Contractor and its sureties shall be liable for any damage to the Agency resulting from the Contractor's refusal or failure to complete the work within specified time, whether or not the Contractor's right to proceed with the work is terminated. This liability includes any increased costs incurred by the Agency in completing the work.

The Contractor's right to proceed shall not be terminated nor shall the Contractor be charged with damages under this clause if: 1. The delay in completing the work arises from unforeseeable causes beyond the control and without the fault or negligence of the Contractor. Examples of such causes include: acts of God, acts of Agency, acts of another contractor in the performance of a contract with Agency, epidemics, quarantine restrictions, strikes, freight embargoes; and 2. The Contractor, within [10] days from the beginning of any delay, notifies Agency in writing of the causes of delay. If, in the judgment of Agency, the delay is excusable, the time for completing the work shall be extended. The judgment of Agency shall be final and conclusive for the parties, but subject to appeal under the Disputes clause(s) of this contract. 3. If, after termination of the Contractor's right to proceed, it is determined that the Contractor was not in default, or that the delay was excusable, the rights and obligations of the parties will be the same as if the termination had been issued for the convenience of Agency.

Termination for Convenience or Default (Architect and Engineering)

The Agency may terminate this contract in whole or in part, for the Agency's convenience or because of the failure of the Contractor to fulfill the contract obligations. The Agency shall terminate by delivering to the Contractor a Notice of Termination specifying the nature, extent, and effective date of the termination. Upon receipt of the notice, the Contractor shall (1) immediately discontinue all services affected (unless the notice directs otherwise), and (2) deliver to the Agency 's Contracting Officer all data, drawings, specifications, reports, estimates, summaries, and other information and materials accumulated in performing this contract, whether completed or in process. Agency has a royalty-free, nonexclusive, and irrevocable license to reproduce, publish or otherwise use, all such data, drawings, specifications, reports, estimates, summaries, and other information and materials.

If the termination is for the convenience of the Agency, the Agency's Contracting Officer shall make an equitable adjustment in the contract price but shall allow no anticipated profit on unperformed services. If the termination is for failure of the Contractor to fulfill the contract obligations, the Agency may complete the work by contact or otherwise and the Contractor shall be liable for any additional cost incurred by the Agency. If, after termination for failure to fulfill contract obligations, it is determined that the Contractor was not in default, the rights and obligations of the parties shall be the same as if the termination had been issued for the convenience of Agency.

Termination for Convenience or Default (Cost-Type Contracts)

The Agency may terminate this contract, or any portion of it, by serving a Notice of Termination on the Contractor. The notice shall state whether the termination is for convenience of Agency or for the default of the Contractor. If the termination is for

default, the notice shall state the manner in which the Contractor has failed to perform the requirements of the contract. The Contractor shall account for any property in its possession paid for from funds received from the Agency, or property supplied to the Contractor by the Agency. If the termination is for default, the Agency may fix the fee, if the contract provides for a fee, to be paid the Contractor in proportion to the value, if any, of work performed up to the time of termination. The Contractor shall promptly submit its termination claim to the Agency and the parties shall negotiate the termination settlement to be paid the Contractor.

If the termination is for the convenience of Agency, the Contractor shall be paid its contract close-out costs, and a fee, if the contract provided for payment of a fee, in proportion to the work performed up to the time of termination.

If, after serving a Notice of Termination for Default, the Agency determines that the Contractor has an excusable reason for not performing, the Agency, after setting up a new work schedule, may allow the Contractor to continue work, or treat the termination as a Termination for Convenience.

VIOLATION AND BREACH OF CONTRACT

Rights and Remedies of the Agency

The Agency shall have the following rights in the event that the Agency deems the Contractor guilty of a breach of any term under the Contract.

1. The right to take over and complete the work or any part thereof as agency for and at the expense of the Contractor, either directly or through other contractors;
2. The right to cancel this Contract as to any or all of the work yet to be performed;
3. The right to specific performance, an injunction or any other appropriate equitable remedy; and
4. The right to money damages.

For purposes of this Contract, breach shall include the following:

Rights and Remedies of Contractor

Inasmuch as the Contractor can be adequately compensated by money damages for any breach of this Contract, which may be committed by the Agency, the Contractor expressly agrees that no default, act or omission of the Agency shall constitute a material breach of this Contract, entitling Contractor to cancel or rescind the Contract (unless the Agency directs Contractor to do so) or to suspend or abandon performance.

Remedies

Substantial failure of the Contractor to complete the Project in accordance with the terms of this Contract will be a default of this Contract. In the event of a default, the Agency will have all remedies in law and equity, including the right to specific performance, without further assistance, and the rights to termination or suspension as provided herein. The Contractor recognizes that in the event of a breach of this

Contract by the Contractor before the Agency takes action contemplated herein, the Agency will provide the Contractor with sixty (60) days written notice that the Agency considers that such a breach has occurred and will provide the Contractor a reasonable period of time to respond and to take necessary corrective action.

Disputes

Disputes arising in the performance of this Contract that are not resolved by agreement of the parties shall be decided in writing by an authorized representative of Agency. This decision shall be final and conclusive unless within [10] days from the date of receipt of its copy, the Contractor mails or otherwise furnishes a written appeal to the Agency's authorized representative. In connection with any such appeal, the Contractor shall be afforded an opportunity to be heard and to offer evidence in support of its position. The decision of the Agency's authorized representative shall be binding upon the Contractor and the Contractor shall abide by the decision.

In the event that a resolution of the dispute is not mutually agreed upon, the parties can agree to mediate the dispute or proceed with litigation. Notwithstanding any provision of this section, or any other provision of this Contract, it is expressly agreed and understood that any court proceeding arising out of a dispute under the Contract shall be heard by a Court de novo and the court shall not be limited in such proceeding to the issue of whether the Authority acted in an arbitrary, capricious or grossly erroneous manner.

Pending final settlement of any dispute, the parties shall proceed diligently with the performance of the Contract, and in accordance with the Agency's direction or decisions made thereof.

Performance during Dispute

Unless otherwise directed by Agency, Contractor shall continue performance under this Contract while matters in dispute are being resolved.

Claims for Damages

Should either party to the Contract suffer injury or damage to person or property because of any act or omission of the party or of any of its employees, agents or others for whose acts it is legally liable, a claim for damages therefor shall be made in writing to such other party within a reasonable time after the first observance of such injury or damage.

Remedies

Unless this Contract provides otherwise, all claims, counterclaims, disputes and other matters in question between the Agency and the Contractor arising out of or relating to this Contract or its breach will be decided by arbitration if the parties mutually agree, or in a court of competent jurisdiction within the State in which the Agency is located.

Rights and Remedies

The duties and obligations imposed by the Contract documents and the rights and remedies available thereunder shall be in addition to and not a limitation of any duties,

obligations, rights and remedies otherwise imposed or available by law. No action or failure to act by the Agency or Contractor shall constitute a waiver of any right or duty afforded any of them under the Contract, nor shall any such action or failure to act constitute an approval of or acquiescence in any breach thereunder, except as may be specifically agreed in writing.

Federal Certifications

CERTIFICATION AND RESTRICTIONS ON LOBBYING

I, _____ hereby certify
(Name and title of official)

On behalf of _____ that:
(Name of Bidder/Company Name)

- No federal appropriated funds have been paid or will be paid, by or on behalf of the undersigned, to any person for influencing or attempting to influence an officer or employee of any agency, a Member of Congress, and officer or employee of Congress, or an employee of a Member of Congress in connection with the awarding of any federal contract, the making of any federal grant, the making of any federal loan, the entering into of any cooperative agreement, and the extension, continuation, renewal, amendment, or modification of any federal contract, grant, loan, or cooperative agreement.
- If any funds other than federal appropriated funds have been paid or will be paid to any person influencing or attempting to influence an officer or employee of any agency, a Member of Congress, and officer or employee of Congress, or an employee of a Member of Congress in connection with the federal contract, grant, loan, or cooperative agreement, the undersigned shall complete and submit Standard Form – LLL, "Disclosure Form to Report Lobbying," in accordance with its instructions.
- The undersigned shall require that the language of this certification be included in the award documents for all sub-awards at all tiers (including sub-contracts, sub-grants and contracts under grants, loans, and cooperative agreements) and that all sub-recipients shall certify and disclose accordingly.

This certification is a material representation of fact upon which reliance was placed when this transaction was made or entered into. Submission of this certification is a prerequisite for making or entering into this transaction imposed by 31 U.S.C. § 1352 (as amended by the Lobbying Disclosure Act of 1995). Any person who fails to file the required certification shall be subject to a civil penalty of not less than \$10,000 and not more than \$100,000 for each such failure.

The undersigned certifies or affirms the truthfulness and accuracy of the contents of the statements submitted on or with this certification and understands that the provisions of 31 U.S.C. Section 3801, et seq., are applicable thereto.

Certification

Name of Bidder/Company Name: _____

Type or print name: _____

Signature of authorized representative: _____ Date: ____/____/____

GOVERNMENT-WIDE DEBARMENT AND SUSPENSION (NONPROCUREMENT)

Instructions for Certification: By signing and submitting this bid or proposal, the prospective lower tier participant is providing the signed certification set out below.

- (1) It will comply and facilitate compliance with U.S. DOT regulations, "Nonprocurement Suspension and Debarment," 2 CFR part 1200, which adopts and supplements the U.S. Office of Management and Budget (U.S. OMB) "Guidelines to Agencies on Governmentwide Debarment and Suspension (Nonprocurement)," 2 CFR part 180,
- (2) To the best of its knowledge and belief, that its Principals and Subrecipients at the first tier:
- a. Are eligible to participate in covered transactions of any Federal department or agency and are not presently:
 - 1. Debarred,
 - 2. Suspended,
 - 3. Proposed for debarment,
 - 4. Declared ineligible,
 - 5. Voluntarily excluded, or
 - 6. Disqualified,
 - b. Its management has not within a three-year period preceding its latest application or proposal been convicted of or had a civil judgment rendered against any of them for:
 - 1. Commission of fraud or a criminal offense in connection with obtaining, attempting to obtain, or performing a public (Federal, State, or local) transaction, or contract under a public transaction,
 - 2. Violation of any Federal or State antitrust statute, or,
 - 3. Commission of embezzlement, theft, forgery, bribery, falsification or destruction of records, making any false statement, or receiving stolen property,
 - c. It is not presently indicted for, or otherwise criminally or civilly charged by a governmental entity (Federal, State, or local) with commission of any of the offenses listed in the preceding subsection 2.b of this Certification,
 - d. It has not had one or more public transactions (Federal, State, or local) terminated for cause or default within a three-year period preceding this Certification,
 - e. If, at a later time, it receives any information that contradicts the statements of subsections 2.a – 2.d above, it will promptly provide that information to FTA,
 - f. It will treat each lower tier contract or lower tier subcontract under its Project as a covered lower tier contract for purposes of 2 CFR part 1200 and 2 CFR part 180 if it:
 - 1. Equals or exceeds \$25,000,,
 - 2. Is for audit services, or,
 - 3. Requires the consent of a Federal official, and
 - g. It will require that each covered lower tier contractor and subcontractor:
 - 1. Comply and facilitate compliance with the Federal requirements of 2 CFR parts 180 and 1200, and
 - 2. Assure that each lower tier participant in its Project is not presently declared by any Federal department or agency to be:
 - a. Debarred from participation in its federally funded Project,
 - b. Suspended from participation in its federally funded Project,
 - c. Proposed for debarment from participation in its federally funded Project,
 - d. Declared ineligible to participate in its federally funded Project,
 - e. Voluntarily excluded from participation in its federally funded Project, or
 - f. Disqualified from participation in its federally funded Project, and
 - 3. It will provide a written explanation as indicated on a page attached in FTA's TrAMS platform or the Signature Page if it or any of its principals, including any of its first tier Subrecipients or its Third-Party Participants at a lower tier, is unable to certify compliance with the preceding statements in this Certification Group.
- (3) It will provide a written explanation as indicated on a page attached in FTA's TrAMS platform or the Signature Page if it or any of its principals, including any of its first tier Subrecipients or its Third-Party Participants at a lower tier, is unable to certify compliance with the preceding statements in this Certification Group.

Certification

Contractor: _____

Signature of Authorized Official: _____ Date: ____/____/____

Name and Title of Contractor's Authorized Official: _____

BUS TESTING CERTIFICATION

The undersigned bidder [Contractor/Manufacturer] certifies that the vehicle model or vehicle models offered in this bid submission complies with 49 U.S.C 5318(e) and FTA's implementation regulation at 49 CFR Part 665.

A copy of the test report (for each bid ITEM) prepared by the Federal Transit Administration's (FTA) Altoona, Pennsylvania Bus Testing Center is attached to this certification and is a true and correct copy of the test report as prepared by the facility.

The undersigned understands that misrepresenting the testing status of a vehicle acquired with Federal financial assistance may subject the undersigned to civil penalties as outlined in the U.S. Department of Transportation's regulation on Program Fraud Civil Remedies, 49 CFR Part 31. In addition, the undersigned understands that FTA may suspend or debar a manufacturer under the procedures in 49 CFR Part 29.

Certification

Name of Bidder/Company Name: _____

Type or print name: _____

Signature of authorized representative: _____

Date of Signature: ____/____/____

PRE-AWARD CERTIFICATION FOR PROCUREMENT OF ROLLING STOCK (VENDOR)

PRE-AWARD AUDIT REQUIREMENTS: A recipient purchasing revenue service rolling stock with FTA funds must ensure that a pre-award audit under this part is complete before the recipient enters into a formal contract for the purchase of such rolling stock.

DESCRIPTION OF PRE-AWARD AUDIT: A pre-award audit under this part includes— (a) A Buy America certification; (b) A purchaser's requirements certification; and (c) Where appropriate, a manufacturer's Federal Motor Vehicle Safety certification information.

PRE-AWARD BUY AMERICA CERTIFICATION: For purposes of this part, a pre-award Buy America certification is a certification that the recipient keeps on file that:

- a. There is a letter from FTA which grants a waiver to the rolling stock to be purchased from the Buy America requirements under section 165(b)(1), (b)(2), or (b)(4) of the Surface Transportation Assistance Act of 1982, as amended; or
- b. The recipient is satisfied that the rolling stock to be purchased meets the requirements of section 165(a) or (b)(3) of the Surface Transportation Assistance Act of 1982, as amended, after having reviewed itself or through an audit prepared by someone other than the manufacturer or its agent documentation provided by the manufacturer which lists:
 1. The Component and subcomponent parts of the rolling stock that are produced in the United States is more than sixty percent (60%) of the cost of all components and subcomponents of the vehicle identified by the manufacturer; and
 2. The location of the final assembly must take place in the United States (49 CFR 661.11), including a description of the activities that will take place at the final assembly point and the cost of final assembly.

PRE-AWARD PURCHASERS REQUIREMENTS CERTIFICATION: For purposes of this part, a pre-award purchaser's requirements certification is a certification a recipient keeps on file that:

- a. The rolling stock the recipient is contracting for is the same product described in the purchaser's solicitation specification; and
- b. The proposed manufacturer is a responsible manufacturer with the capability to produce a vehicle that meets the recipient's specification set forth in the recipient's solicitation.

If buses or other rolling stock (including train control, communication, and traction power equipment) are being procured, the appropriate certificate as set forth below shall be completed and submitted by each bidder in accordance with the requirements in 49 CFR 661.13(b).

PRE-AWARD FMVSS COMPLIANCE CERTIFICATION: As required by Title 49 of the CFR, Part 663 – Subpart D, the recipient certifies that it received, at the pre-award stage, a copy of the manufacturers self-certification information stating that the buses will comply with the relevant Federal Motor Vehicle Safety Standards issued by the National Highway Traffic Safety Administration in Title 49 of the Code of Federal Regulations, Part 571.

Bidder or Offeror Certificate of COMPLIANCE with Buy America and FMVSS Rolling Stock Requirements

As required by 49 CFR Part 663, the bidder or offeror hereby certifies that it will comply with the requirements of 49 U.S.C. 5323(j), and the applicable regulations of 49 CFR 661.11.

Company _____
Name _____ Title _____
Signature _____ Date ____/____/____

Bidder or Offeror Certificate of NON-COMPLIANCE with Buy America and FMVSS Rolling Stock Requirements

As required by 49 CFR Part 663, the bidder or offeror hereby certifies that it cannot comply with the requirements of 49 U.S.C. 5323(j), but may qualify for an exception to the requirement consistent with 49 U.S.C. 5323(j)(2), as amended, and the applicable regulations in 49 CFR 661.7.

Certification

Company _____
Name _____ Title _____
Signature _____ Date ____/____/____

TRANSIT VEHICLE MANUFACTURER (TVM) CERTIFICATION

Pursuant to the provisions of Section 105(f) of the Surface Transportation Assistance Act of 1982, each bidder for this contract must certify that it has complied with the requirements of 49 CFR Part 26.49, regarding the participation of Disadvantaged Business Enterprises (DBE) in FTA assisted procurements of transit vehicles. Absent this certification, properly completed and signed, a bid shall be deemed non-responsive.

Certification:

I hereby certify, for the bidder named below, that it has complied with the provisions of 49 CFR Part 26.49 and that I am duly authorized by said bidder to make this certification.

BIDDER/COMPANY

Name of Bidder/Company _____

Signature of Representative _____

Type or Print Name _____

Title _____ Date : ____ / ____ / ____

T
i

tle
Date

STATE OF HAWAII
DEPARTMENT OF TRANSPORTATION
STATEWIDE TRANSPORTATION PLANNING OFFICE

DBE COMPLIANCE

DISADVANTAGED BUSINESS ENTERPRISE REQUIREMENTS

I. GENERAL

This project is subject to Title 49, Code of Federal Regulations, Part 26, entitled "Participation by Disadvantaged Business Enterprise in Department of Transportation Financial Assistance Programs," hereinafter referred to as the ("DBE Regulations") and is incorporated and made a part of this contract herein by this reference. The following shall be incorporated as part of the contract documents for compliance. If any requirements herein are in conflict with the general provisions or special provisions applicable to this project, the requirements herein shall prevail unless specifically superseded or amended in the special provisions or by addendum.

II. POLICY

It is the policy of the U.S. Department of Transportation ("USDOT") and the State of Hawaii, Department of Transportation and its political subdivisions ("Department") that Disadvantaged Business Enterprises ("DBE"), as defined in the DBE Regulations, have an equal opportunity to receive and participate in federally assisted contracts.

III. DBE ASSURANCES

Each contract signed with a prime contractor (and each subcontract the prime contractor signs with a subcontractor) shall include the following assurance:

"The contractor, sub-recipient, or subcontractor shall not discriminate on the basis of race, color, national origin, or sex in the performance of this contract. The contractor shall carry out applicable requirements of 49 CFR Part 26 in the award and administration of USDOT assisted contracts. Failure by the contractor to carry out these requirements is a material breach of this contract, which may result in the termination of this contract or such other remedy as the recipient deems appropriate which may include, but is not limited to; 1) withholding monthly progress payments; 2) assessing sanctions; 3) liquidated damages; and/or 4) disqualifying the contractor from future bidding as non- responsible."

The prime contractor agrees to include the above statements in any subsequent contracts that it enters into with other contractors and shall require those contractors to include similar statements in further agreements.

IV. BIDDER/OFFEROR RESPONSIBILITIES

All bidders/offerors are required to register with the Department's OCR, DBE Section,

using the Bidder Registration Form, which can be downloaded from the Department's website at <http://hidot.hawaii.gov/administration/ocr/dbe/dbe-program-forms/>. Certified DBEs are considered registered with the Department and are not required to submit a Bidder Registration Form. All other bidders/offerors are required to complete this form which may be faxed to (808) 831-7944, e-mailed to HDOT-DBE@hawaii.gov, or mailed to the HDOT DBE Section at 200 Rodgers Boulevard, Honolulu, Hawaii, 96819. Registered bidders/offerors are posted on the website listed above.

Bidders/offerors, subcontractors, manufacturers, vendors or suppliers, and trucking companies shall fully inform themselves with respect to the requirements of the DBE Regulations. Particular attention is directed to the following matters:

- A. Bidders/offerors shall take all necessary steps to ensure that DBEs have an opportunity to participate in this contract.
- B. DBEs may participate as a consultant, prime contractor, subcontractor, trucking company, or vendor of materials or supplies. DBEs may also team with other DBEs or non-DBE firms as part of a joint venture or partnership.
- C. Agreements between a bidder/offeror and a DBE in which an DBE promises not to provide subcontracting quotations to other bidders/offerors are strictly prohibited.
- D. A DBE shall be certified by the Department under the appropriate North American Industry Classification System (NAICS) code and work in their registered field of work in order for credit to be allowed.
- E. Information regarding the current certification status of DBEs is available on the internet at <https://hdot.dbesystem.com/>.
- F. Commercially Useful Function ("CUF"). An DBE must perform a CUF. This means that an DBE must be responsible for the execution of a distinct element of the work, must carry out its responsibility by actually performing, managing, and supervising at least 30% of the work involved by using its own employees and equipment, must negotiate price, determine quality and quantity, order and install material (when applicable), and must pay for the material itself. The use of joint checks payable to an DBE subcontractor and supplier may be allowed to purchase materials and supplies under limited circumstances. See VII USE OF JOINT CHECKS UNDER THE DBE PROGRAM .

To determine whether an DBE is performing a CUF, the Department must evaluate the amount of work subcontracted, industry practices, whether the amount the firm is to be paid under the contract is commensurate with the work it is actually performing, the DBE credit claimed for performance of the work, and other relevant factors. The prime contractor is responsible to ensure that the DBE performs a CUF.

V. PROPOSAL REQUIREMENTS

- A. DBEs must be certified by the bid opening date.
- B. DBE subcontractors, manufacturers, suppliers, trucking companies, and any second tier subcontractors shall be listed on the respective DBE forms as specified below in order to receive credit.
- C. The following forms are due to the Department's Project Manager or designee **by the close of business, 4:30 P.M. Hawaii Standard Time (HST), five (5) days after bid opening:**
1. DBE Confirmation and Commitment Agreement. This form must be signed by the bidder/offeror and each DBE subcontractor, manufacturer, supplier, or trucking company. Information to be provided on the form shall include, among other things, the project number, the DBE's NAICS codes, description of work, bid items with corresponding price information, prime contractor name and contact information DBE name and contact information and subcontractor name and contact information if the DBE is a second tier subcontractor.
 2. DBE Contract Goal Verification and Good Faith Efforts (GFE) Documentation for Construction. List the dollar amount of all subcontractors, manufacturers, suppliers, and trucking companies (both DBE and non-DBE firms). Bidder/offeror must also list the DBE project goal on this form (See paragraph D below regarding goal calculation). The bidder/offeror must submit documentation demonstrating how the DBE goal was met or how the bidder/offeror attempted to meet the goal if the goal was not met. This documentation shall include quotations for both DBE and non-DBE subcontractors when a non-DBE is selected over a DBE for the project. **Documentation of good faith efforts is required irrespective of whether the bidder/offeror met the DBE project goal.** In computing calendar days, the day from which the period begins to run is not counted, and when the last day of the period is a Saturday, Sunday, or Federal or State holiday, the period extends to the next day that is not a Saturday, Sunday, or holiday.
- The above forms must be complete and provide the necessary information to properly evaluate bids/proposals. Failure to provide any of the above shall be cause for bid/proposal rejection.**
- D. Calculation of the DBE contract goal for this project is the proportionate contract dollar value of work performed, materials, and goods to be supplied by DBEs. DBE credit shall not be given for mobilization, force

account items and allowance items. This DBE contract goal is applicable to all the contract work performed for this project and is calculated as follows:

1. DBE contract goal percentage = Contract Dollar Value of the work to be performed by DBE subcontractors and manufacturers, plus 60% of the contract dollar value of DBE suppliers, divided by the sum of all contract items (sum of all contract items is the total amount for comparison of bids less mobilization, force account items, and allowance items).
2. The Department shall adjust the bidder's/offeror's DBE contract goal to the amount of the project goal if it finds that the bidder/offeror met the goal but erroneously calculated a lower percentage. If the amount the bidder/offeror submits as its contract goal exceeds the project goal, the bidder/offeror shall be held to the higher goal.

VI. COUNTING DBE PARTICIPATION TOWARDS CONTRACT GOAL

- A. Count the entire amount of the portion of a contract (or other contract not covered by paragraph B below) that is performed by the DBE's own forces. Include the cost of supplies and materials obtained by the DBE for the work on the contract, including supplies purchased or equipment leased by the DBE (except supplies and equipment the DBE subcontractor purchases or leases from the prime contractor or its affiliate).
- B. Count the entire amount of fees or commissions charged by an DBE firm for providing a bona fide service, such as professional, technical, consultant, or managerial services, or for providing bonds or insurance specifically required for the performance of a USDOT-assisted contract, toward DBE goals, provided the Department determines the fee to be reasonable and not excessive as compared with fees customarily allowed for similar services.
- C. When an DBE subcontracts part of the work of its contract to another firm, the value of the subcontracted work may be counted toward DBE goals only if the DBE's subcontractor is itself an DBE. Work that an DBE subcontracts to a non- DBE firm does not count toward DBE goals.
- D. When an DBE performs as a participant in a joint venture, count a portion of the total dollar value of the contract equal to the distinct, clearly defined portion of the work of the contract that the DBE performs with its own forces toward DBE goals.
- E. Count expenditures to an DBE contractor toward DBE goals only if the DBE is performing a CUF on that contract.
- F. The following is a list of appropriate DBE credit to be allowed for work to be performed by an DBE subcontractor. Count expenditures with DBEs for

materials or supplies toward DBE goals as provided in the following:

1. If the materials or supplies are obtained from an DBE manufacturer, count 100 percent of the cost of the materials or supplies toward DBE goals;
2. For purposes of determining DBE goal credit, a manufacturer is a firm that operates or maintains a factory or establishment that produces (on the premises) the materials, supplies, articles, or equipment required under the contract and of the general character described by the specifications;
3. If the materials or supplies are purchased from an DBE regular dealer, count 60 percent of the cost of the materials or supplies toward DBE goals;
4. For purposes of determining DBE goal credit, a regular dealer is a firm that owns, operates, or maintains a store, warehouse, or other establishment in which the materials, supplies, articles or equipment of the general character described by the specifications and required under the contract are bought, kept in stock, and regularly sold or leased to the public in the usual course of business;
5. To be a regular dealer, the firm must be an established, regular business that engages, as its principal business and under its own name, in the purchase and sale or lease of the products in question;
6. A person may be a regular dealer in such bulk items as petroleum products, steel, cement, gravel, stone, or asphalt without owning, operating, or maintaining a place of business as provided in the DBE Regulations, if the person both owns and operates distribution equipment for the products. Any supplementing of a regular dealers' own distribution equipment shall be by a long-term lease agreement and not on an ad hoc or contract-by-contract basis;
7. Packagers, brokers, manufacturers' representatives, or other persons who arrange or expedite transactions are not regular dealers;
8. With respect to materials or supplies purchased from an DBE, which is neither a manufacturer nor a regular dealer, count the entire amount of fees or commissions charged for assistance in the procurement of the materials and supplies, or fees or transportation charges for the delivery of materials or supplies required on a job site, toward DBE goals, provided that the Department determines the fees to be reasonable and not excessive as compared with fees customarily allowed for similar services. Do not count any portion of the cost of the materials and supplies themselves toward DBE goals; however,

9. If a firm is not currently certified as an DBE in accordance with standards of this part at the time of the execution of the contract, do not count the firm's participation toward any DBE goals, except as provided for in §26.87(i);
 10. Do not count the dollar value of work performed under a contract with a firm after it has ceased to be certified toward the Department's overall goal; and
 11. Do not count the participation of an DBE subcontractor toward a contractor's final compliance with its DBE obligations on a contract until the amount being counted has actually been paid to the DBE.
- G. The following factors are used in counting DBE participation for trucking companies:
1. The DBE must be responsible for the management and supervision of the entire trucking operation for which it is responsible on a particular contract, and there cannot be a contrived arrangement for the purpose of meeting DBE goals;
 2. The DBE must itself own and operate at least one (1) fully licensed, insured, and operational truck used on the contract;
 3. The DBE receives credit for the total value of the transportation services it provides on the contract using trucks it owns, insures, and operates using drivers it employs;
 4. The DBE may lease trucks from another DBE firm, including an owner-operator who is certified as an DBE. The DBE who leases trucks from another DBE receives credit for the total value of the transportation services the lessee DBE provides on the contract;
 5. The DBE may also lease trucks from a non-DBE firm, including from an owner-operator. The DBE that leases trucks equipped with drivers from a non-DBE is entitled to credit for the total value of transportation services provided by non-DBE leased trucks equipped with drivers not to exceed the value of transportation services on the contract provided by DBE-owned trucks or leased trucks with DBE employee drivers. Additional participation by non-DBE owned trucks equipped with drivers receives credit only for the fee or commission it receives as a result of the lease arrangement. If a recipient chooses this approach, it must obtain written consent from the appropriate Department operating administration. EXAMPLE: DBE firm X uses two (2) of its own trucks on a contract, leases two (2) trucks from DBE Firm Y and six (6) trucks from non-DBE Firm Z. DBE credit would be awarded for the total value of transportation services provided by Firm X and Firm Y, and may also be awarded for the total value of transportation services provided by four (4) of the six

(6) trucks provided by Firm Z. In all, full credit would be allowed for the participation of eight (8) trucks. With respect to the other two (2) trucks provided by Firm Z, DBE credit could be awarded only for the fees or commissions pertaining to those trucks Firm X receives as a result of the lease with Firm Z;

6. The DBE may lease trucks without drivers from a non-DBE truck leasing company. If the DBE leases trucks from a non-DBE truck leasing company and uses its own employees as drivers, it is entitled to credit for the total value of these hauling services.

EXAMPLE: DBE Firm X uses two (2) of its own trucks on a contract. It leases two (2) additional trucks from non-DBE Firm Z. Firm X uses its own employees to drive the trucks leased from Firm Z. DBE credit would be awarded for the total value of the transportation services provided by all four (4) trucks; and

7. For purposes of determining whether a trucking firm performs a CUF, a lease must indicate that the DBE has exclusive use of and control over the truck. This does not preclude the leased truck from working for others during the term of the lease with the consent of the DBE, so long as the lease gives the DBE absolute priority for use of the leased truck. Leased trucks must display the name and identification number of the DBE.

- H. The bidder/offeror may be a joint venture or partnership that has a certified DBE as a partner. A "Joint Venture" means an association between an DBE firm and one (1) or more other firms to carry out a single, for-profit, business enterprise for which the parties combine their property, capital, efforts, skills and knowledge, and in which the DBE is responsible for a distinct, clearly defined portion of the work of the contract, and whose share in the capital contribution, control, management, risks and profits are commensurate with its ownership interest.
- I. Effects of a Summary Suspension of an DBE. When an DBE's certification is suspended, the DBE may not be considered to meet a contract goal on a new contract and any work it does on a contract received during the suspension shall not be counted towards the overall goal. The DBE may continue to perform work under an existing contract executed before the DBE received a Notice of Suspension and may be counted towards the contract goal during the period of suspension as long as the DBE is performing a CUF under the existing contract.
- J. Effects of Decertification of an DBE. Should an DBE become decertified during the term of the subcontract for reasons beyond the control of and with no fault or negligence on the part of the contractor, the work remaining under the subcontract may be credited towards the contract goal, but are not included in the overall accomplishments.

Should the DBE be decertified after contract award and before notice to proceed, the contractor must still meet the DBE goal by either: a) withdrawing the subcontract from the DBE and expending good faith efforts to replace it with an DBE that is currently certified for that same work; or b) continuing with the subcontract with the decertified firm and expending good faith efforts to find other work not already subcontracted out to DBEs in an amount to meet the DBE goal either by; 1) increasing the participation of other DBEs on the project; 2) documenting good faith efforts; or 3) by a combination of the above.

VII. USE OF JOINT CHECKS UNDER THE DBE PROGRAM

- A. The following guidelines apply to the use of joint checks:
1. The second party (typically the prime contractor) acts solely as a guarantor;
 2. The DBE must release the check to the supplier;
 3. The use of joint checks is a commonly recognized business practice;
 4. The Department must approve the use of joint checks prior to use by contractors and/or DBEs. As part of this approval process the Department will analyze industry practice to confirm that the use of joint checks is commonly employed outside of the DBE program for non-DBE subcontractors on both federal and state funded contracts. Using joint checks shall not be approved if it conflicts with other aspects of the DBE Regulations regarding CUF; and
 5. The Department will monitor the use of joint checks closely to avoid abuse.
- B. Contractors and DBEs should review the following general guidelines when determining whether to use joint checks closely to avoid abuse:
1. That standard industry practice applies to all contractors (federal and state contracts);
 2. Use of joint checks must be available to all subcontractors;
 3. Material industry sets the standard industry practice, not prime contractors;
 4. Short term, not to exceed reasonable time (i.e., one (1) year, two (2) years) to establish/increase a credit line with the material supplier;
 5. No exclusive arrangement between one (1) prime and one (1) DBE in the use of joint checks that might bring the independence of the DBE into question;
 6. Non-proportionate ratio of DBE's normal capacity to size of contract and quantity of material to be provided under the contract;
 7. The DBE is normally responsible to install and furnish the work item; and
 8. The DBE must be more than an extra participant in releasing the check to the material supplier.

- C. The Department shall allow the use of joint checks if the following general conditions are met:
1. DBE submits request to the Department for action;
 2. There is a formalized agreement between all parties that specify the conditions under which the arrangement shall be permitted;
 3. There is a full and prompt disclosure of the expected use of joint checks;
 4. The Department will provide prior approval;
 5. DBE remains responsible for all other elements of 49 CFR 26.55(c)(1);
 6. The agreement states clearly and determines that independence is not threatened because the DBE retains final decision making responsibility;
 7. The Department will determine that the request is not an attempt to artificially inflate DBE participation;
 8. Standard industry practice is only one (1) factor;
 9. The Department will monitor and maintain oversight of the arrangement by reviewing cancelled checks and/or certification statement of payment; and
 10. The Department will verify there is no requirement by prime contractor that the DBE is to use a specific supplier nor the prime contractor's negotiated unit price.

VIII. DEMONSTRATION OF GOOD FAITH EFFORTS FOR CONTRACT AWARD

- A. When a project goal is not met, the Department shall conduct the initial review of GFE submitted by the bidder/offeror and shall determine whether the bidder/offeror has performed the quality, quantity, and intensity of efforts that demonstrate a reasonably active and aggressive attempt to meet the contract goal in accordance with 49 CFR Part 26, Appendix A.
- B. The bidder/offeror bears the responsibility of demonstrating that it met the contract goal, or if the contract goal was not met, by documenting the GFE it made in an attempt to meet the goal. It is the sole responsibility of the bidder/offeror to submit any and all documents, logs, correspondence, and any other records or information to the Department that will demonstrate that the bidder/offeror made good faith efforts to meet the DBE goal.
- C. In its good faith evaluation, the Department shall perform the following as part of its evaluation: a) compare the bidder's/offeror's bid against the bids/offers of other bidders/offerors, and compare the DBEs and DBE work areas utilized by the bidder/offeror with the DBEs listed in other bids/offers submitted for this contract (If other bidders obtained DBEs in a particular work area in which the low bidder did not, the Department shall take this into consideration in its evaluation); b) verify contacts by bidders/offerors with DBEs; and c) compare the DBE and the categories of DBE work targeted by the bidder/offeror for participation in the contract, with the total pool of

available DBEs ready, willing and able to perform work on each particular subcontract targeted by the bidder/offeror.

- D. Actions on the part of the bidder/offeror that will be considered demonstrative of good faith efforts include, but are not limited to, the following:
1. Whether the bidder/offeror submitted the required information (i.e., DBE name, address, NAICS code, description of work, project name, and number), and dollar amounts for all subcontractors, within five (5) days of bid opening;
 2. Whether the bidder/offeror solicited through all reasonable and available means (e.g., attendance at pre-bid meetings, advertising and/or written notices) the interest of all certified DBEs who have the capability to perform part or all of the work to be included under the contract. The Department will also consider whether the bidder/offeror solicited the participation of potential DBEs as early in the procurement process as practicable, and allowed sufficient time for the DBEs to properly inquire about the project and respond to the solicitation. The Department will also review whether the bidder/offeror took appropriate steps to follow up with interested DBEs in a timely manner to facilitate participation by DBEs in this project;
 3. Whether the bidder/offeror identified and broke up portions of work that can be performed by DBEs in order to increase the likelihood that an DBE will be able to participate, and that the DBE goal could be achieved (e.g., breaking out contract items into economically feasible units to facilitate DBE participation even when the bidder/offeror might otherwise prefer to self-perform these work items with its own forces);
 4. Whether the bidder/offeror made available or provided interested DBEs with adequate information about the plans, specifications, and requirements of the project in a timely manner, and assisted them in responding to the bidder's/offeror's solicitation;
 5. Whether the bidder/offeror negotiated in good faith with interested DBEs. Evidence of such negotiations includes documenting: a) the names, addresses and telephone numbers of DBEs that were contacted; b) a description of the information that was provided to DBEs regarding the plans and specifications; and c) detailed explanation for not utilizing individual DBEs on the project;
 6. Whether the bidder/offeror solely relied on price in determining whether to use an DBE. The fact that there may be additional or higher costs associated with finding and utilizing DBEs are not, by itself, sufficient reasons for a bidder's/offeror's refusal to utilize an

DBE, or the failure to meet the DBE goal, provided that such additional costs are not unreasonable. Also, the ability or desire of a bidder/offeror to perform a portion of the work with its own forces, that could have been undertaken by an available DBE, does not relieve the bidder/offeror of the responsibility to make good faith efforts to meet the DBE goal, and to make available and solicit DBE participation in other areas of the project to meet the DBE goal;

7. Whether the bidder/offeror rejected DBEs as being unqualified without sound reasons based on a thorough investigation of their capabilities. The DBEs standing within the industry, membership in specific groups, organizations or associations, and political or social affiliation are not legitimate basis for the rejection or non-solicitation of bids from particular DBEs;
8. Whether the bidder/offeror made efforts to assist interested DBEs in obtaining bonding, lines of credit, or insurance;
9. Whether the bidder/offeror made efforts to assist interested DBEs in obtaining necessary equipment, supplies, materials or related assistance or services;
10. Whether the bidder/offeror effectively used the services of available minority/women community organizations, minority/women business groups, contractors' groups, and local, state and federal minority/women business assistance offices or other organizations to provide assistance in recruitment and placement of DBEs;
11. Whether the bidder/offeror, who selects a non-DBE over an DBE subcontractor, has quotes of each DBE and non-DBE subcontractor submitted to the bidder for work on the contract; and for each DBE that was contacted but not utilized by the bidder/offeror for a contract, the bidder/offeror has a detailed written explanation for each DBE detailing the reasons for the bidder's/offeror's failure or inability to utilize, or to allow the DBE to participate in the contract; and
12. Whether other bidders/offerors met the goal and whether the apparent successful bidder/offeror could have met the goal with additional efforts. The Department may determine that an apparent successful bidder/offeror who fell short of meeting the goal, made good faith efforts when it met or exceeded the average DBE participation obtained by other bidders/offerors.

IX. ADMINISTRATIVE RECONSIDERATION.

If it is determined by the Department that the apparent successful bidder/offeror has failed to meet the provisions of 49 CFR Section 26.53(a), the bidder/offeror may submit a request for administrative reconsideration. If under the provisions of

49 CFR, Section 26.53(d), it is determined by the Department that the apparent successful bidder/offeror has failed to meet the provisions of this subsection, the bidder/offeror may submit a written request for administrative reconsideration.

- A. Within five (5) working days of being informed in writing by the Department that the bidder/offeror has not documented sufficient GFE, a bidder/offeror may request administrative reconsideration. Bidders/offerors should make this request in writing to the following official:

Director of Transportation
Hawaii Department of Transportation
869 Punchbowl Street, Room 509
Honolulu, Hawaii 96813

- B. The reconsideration official, or his or her designee (referred to as "reconsideration official"), shall not have played any role in the original determination that the bidder/offeror failed to meet the goal or make adequate good faith efforts to do so.
- C. As part of this reconsideration, the bidder/offeror will have the opportunity to provide written documentation or argument concerning the issue of whether it met the goal or made adequate GFE to do so. The bidder/offeror will have the opportunity to meet in person with the reconsideration official to discuss the issue of whether it met the goal or made adequate GFE to do so.
- D. In an administrative reconsideration, the reconsideration official will review all previously submitted documents, oral and written arguments, and other evidence presented in the reconsideration, in making the decision.
- E. The Department shall inform the bidder/offeror of the decision within thirty (30) days of the proceeding. The decision will state the Department's findings, and explain the basis of those findings, with respect to whether or not the bidder/offeror met the contract goal, or whether or not the bidder/offeror made adequate GFE to achieve the contract goal.
- F. The reconsideration decision is not administratively appealable to USDOT but is appealable under HRS 103D-709.

X. AWARD OF CONTRACT

- A. In a sealed bid procurement, the Department reserves the right to reject any or all bids. The award of contract, if it is awarded, will be to the lowest responsive and responsible bidder who meets or exceeds the DBE project goal, or who makes good faith efforts to meet or exceed the DBE project goal, as determined by the Department.
- B. If the lowest responsible bidder does not meet the DBE project goal and does not demonstrate to the satisfaction of the Department that it made good faith efforts to meet the DBE project goal, such bid shall be rejected as non-responsive. The Department will then consider the next lowest

responsive and responsible bidder for award in accordance with paragraph A above.

XI. REPLACEMENT OF AN DBE ON A PROJECT WITH A CONTRACT GOAL

Under this contract, the prime contractor shall utilize the specific DBE listed to perform the work and supply the materials for which each is listed unless the contractor obtains written consent from the Department to replace an DBE. If the Department's consent is not provided, the contractor shall not be entitled to any payment for work or material unless it is performed or supplied by the listed DBE. The Department reserves the right to request copies of all DBE subcontracts.

The Department will require a contractor to make good faith efforts to replace an DBE that is terminated or has otherwise failed to complete its work on a contract with another certified DBE, to the extent needed to meet the contract goal. A prime contractor's inability to find a replacement DBE at the original price is not sufficient to demonstrate that good faith efforts have been made to replace the original DBE. The fact that the contractor has the ability and/or desire to perform the contract work with its own forces does not relieve the contractor of the obligation to make good faith efforts to find a replacement DBE, and it is not a sound basis for rejecting a prospective replacement DBE's reasonable quote.

The Department will require the prime contractor to promptly provide written notice to the project manager of the DBE's inability or unwillingness to perform and provide reasonable documentation.

The written notice by the contractor must include the following:

1. The date the contractor determined the certified DBE to be unwilling, unable or ineligible to perform work on the contract;
2. The projected date that the contractor shall require a substitution or replacement DBE to commence work if consent is granted by the Department;
3. Documentation of facts that describe and cite specific actions or inactions on the part of the affected DBE that led to the contractor's conclusion that the DBE is unwilling, unable, or ineligible to perform work on the contract;
4. A brief statement of the affected DBE's capacity and ability or inability to perform the work as determined by the contractor;
5. Documentation of contractor's good faith efforts to enable affected DBE to perform the work;
6. The current percentage of work completed on each bid item by the affected DBE;
7. The total dollar amount currently paid per bid item for work performed by the affected DBE;
8. The total dollar amount per bid item remaining to be paid to the DBE for work completed but for which the DBE has not received payment, and with which the contractor has no dispute; and
9. The total dollar amount per bid item remaining to be paid to the DBE for work completed, for which the DBE has not received payment, and with which the contractor and DBE have a dispute.

The prime contractor shall send a copy of the written notice to replace a certified DBE on a contract to the affected DBE. The affected DBE may submit a written response within five (5) calendar days to the Department to explain its position on its performance on the committed work. The Department shall consider both the prime contractor's request and DBE's stated position before approving the termination or substitution request, or determining if any action shall be taken against the contractor.

There shall be no substitution or termination of an DBE subcontractor at any time without the prior written consent of the Department. The Department will provide written consent only if the contractor has good cause, as determined by the Department, to terminate the DBE. Good cause may include, but is not limited to the following circumstances:

1. The DBE subcontractor fails or refuses to execute a written contract;
2. The listed DBE subcontractor fails or refuses to perform the work of its subcontract in a way consistent with normal industry standards;
3. The listed DBE subcontractor fails or refuses to meet the prime contractor's reasonable, nondiscriminatory bond requirements;
4. The listed DBE subcontractor becomes bankrupt, insolvent, or exhibits credit unworthiness;
5. The listed DBE subcontractor is ineligible to work on public works projects because of suspension and debarment proceedings pursuant to 2 CFR Parts 180, 215 and 1200 or applicable state law;
6. The Department has determined that the listed DBE subcontractor is not a responsible contractor;
7. The listed DBE subcontractor voluntarily withdraws from the project and provides to the Department written notice of its withdrawal;
8. The listed DBE is ineligible to receive DBE credit for the type of work required; and
9. An DBE owner dies or becomes disabled with the result that the listed DBE contractor is unable to complete its work on the contract.

Upon approval from the Department to replace an DBE, the contractor's good faith efforts shall be documented and submitted to the Department within seven (7) calendar days. This time period may be extended for another seven (7) calendar days upon request by the prime contractor.

If an DBE subcontractor is unable to perform work under the contract, and is to be replaced, the contractor's failure to obtain a substitute certified DBE or to make good faith efforts to obtain such a substitute DBE subcontractor to perform said work, may constitute a breach of this contract for which the Department may terminate the contract or pursue such remedy as deemed appropriate by the Department.

XII. CONTRACT COMPLIANCE

This contract is subject to contract compliance tracking, and the prime contractor and all subcontractors are required to report payments electronically in the HDOT online Certification and Contract Compliance Management System (hereafter

referred to as "online tracking system"). The prime contractor shall report the date payment was made by the Department and shall report payment to all subcontractors for the audit period. The prime contractor and all subcontractors are responsible for responding by any noted response date or due date to any instructions or request for information, and to check the online tracking system on a regular basis to manage contact information and contract records.

The prime contractor is responsible for ensuring all subcontractors have completed all requested items and that their contact information is accurate and up-to-date. HDOT may require additional information related to the contract to be provided electronically through the online tracking system at any time before, during, or after contract award.

Information related to contractor access of the online tracking system will be provided to designated point of contact with each contractor upon award of the contract. The online tracking system is web-based and can be accessed at the following Internet address: <https://hdot.dbesystem.com/>.

XIII. PAYMENT

- A. The Department will make an estimate in writing each month based on the items of work performed and materials incorporated in the work and the value therefore at the unit prices or lump sum prices set forth in the contract. All progress estimates and payments will be approximate only and shall be subject to correction at any time prior to or in the final estimate and payment. The Department will not withhold any amount from any payment to the contractor, including retainage.
- B. The contractor shall pay all subcontractors within ten (10) calendar days after receipt of any progress payments from the Department. This clause applies to both DBE and non-DBE subcontractors, and all tiers of subcontracts.
- C. The contractor will verify that payment or retainage has been released to the subcontractors or its suppliers within the specified time through entries in the Department's online tracking system during the corresponding monthly audits. Prompt payment will be monitored and enforced through the contractor's reporting of payments to its subcontractors and suppliers in the online tracking system.

Subcontractors, including lower tier subcontractors and/or suppliers will confirm the timeliness and the payment amounts received utilizing the online tracking system. Discrepancies will be investigated by the DBE Program Office and the project engineer. Payments to the subcontractors, including lower tier subcontractors, and including retainage released after the subcontractor or lower tier subcontractor's work has been completed to the Department's satisfaction, will be reported by the Contractor or the subcontractor.

- D. When any subcontractor has satisfactorily completed its work as specified in the subcontract, and there are no bona fide disputes, the contractor shall make prompt and full payment to the subcontractor of all monies due, including retainage, within ten (10) calendar days after the subcontractor's work is satisfactorily completed. A subcontractor's work is satisfactorily completed when all the tasks called for in the subcontract have been accomplished and documented, as required by the Department. The contractor must obtain the prior written approval from the Department before it can continue to withhold retainage from any subcontractor who has completed its portion of the work. This clause applies to both DBE and non-DBE subcontractors, and all tiers of subcontracts.

XIV. RECORDS

The contractor shall maintain and keep all records necessary for the Department to determine compliance with the contractor's DBE obligations. The records shall be available at reasonable times and places for inspection by the Department and appropriate Federal agencies. The records to be kept by the contractor shall include:

The names, race/ethnicity, gender, address, phone number, and contact person of all DBE and non-DBE consultants, subcontractors, manufacturers, suppliers, truckers and vendors identified as DBEs;

1. The nature of work of each DBE and non-DBE consultant, subcontractor, manufacturer, supplier, trucker and vendor;
2. The dollar amount contracted with each DBE and non-DBE consultant, subcontractor, manufacturer, supplier, trucker and vendor; and
3. Cumulative dollar amount of all change orders to the subcontract.

XV. FAILURE TO COMPLY WITH DBE REQUIREMENTS

The contractor shall carry out applicable requirements of 49 CFR Part 26 in the award and administration of USDOT assisted contracts. All contractors, subcontractors, manufacturers and suppliers are hereby advised that failure to carry out all DBE requirements specified herein shall constitute a material breach of contract that may result in termination of the contract or such other remedy as deemed appropriate by the Department including but not limited to:

- 1) withholding monthly progress payments;
- 2) assessing sanctions;
- 3) liquidated damages; and/or
- 4) disqualifying the contractor from future bidding as non- responsible.



**Disadvantaged Business Enterprise (DBE)
Contract Goal Verification and Good Faith Efforts (GFE)
Documentation For Construction
INSTRUCTIONS**

Project #	Self-explanatory
County	County where project is located
DBE Project Goal	Indicate DBE goal listed in the proposal on P-1
Prime Contractor	Name of prime contractor
Name of Subcontractor, Supplier, Manufacturer, and Trucking Company	Company name of subcontractor, supplier, manufacturer, or trucking firm
DBE (Y/N)	Y for yes and N for no
Bid Item Number and Description	Pay item and description
Approx. Quantity/ Hours	Self-explanatory
Unit	Unit of measure
Unit Price/ Rate	Self-explanatory
Dollar Amount	Total dollar amount committed to subcontractor, supplier, manufacturer, or trucking firm
A. Dollar amount of the work to be performed by DBE subcontractors, manufacturers, and trucking companies, plus 60% of the dollar amount of DBE suppliers	Total amount of DBE participation
B. Sum of all work items less mobilization, force account items, allowance items	List total of work items minus mobilization, force accounts and allowances. DBE credit shall not be given for mobilization, force account items, and allowance items.
A/B = DBE contract goal	Self-explanatory
Name and Signature of Authorized Representative of Prime Contractor	Self-explanatory (Note: bidder must sign and date every page of form.)
Date	Date form is signed
Summary of Good Faith Efforts (GFE)	Complete by answering questions in detail and providing documentation to support how bidder demonstrated good faith efforts to meet the goal, irrespective of whether or not the goal was met.

Rev 08.10.22



Disadvantaged Business Enterprise (DBE) Contract Goal Verification and Good Faith Efforts (GFE) Documentation For Construction

Project #:	County:
DBE Project Goal:	Prime Contractor:

As required by the specifications "*Disadvantaged Business Enterprise Requirements*," the dollar amount of each subcontract (both DBE and non-DBE firms) for all subcontractors, manufacturers, suppliers, and trucking companies is due by the close of business, 4:30 P.M. Hawaii Standard Time (HST) five (5) days after bid opening. **Failure to provide required information sufficient to evaluate the bid/proposal shall be cause for bid/proposal rejection.**

Calculation of the DBE contract goal for this project is the proportionate contract dollar value of work performed, materials, and goods to be supplied by DBEs. DBE credit shall not be given for mobilization, force account items, and allowance items. This DBE contract goal is applicable to all the contract work performed for this project and is calculated as follows:

1. DBE contract goal percentage = Contract Dollar Value of the work to be performed by DBE subcontractors and manufacturers, plus 60% of the contract dollar value of DBE suppliers, divided by the sum of all contract items (sum of all contract items is the total amount for comparison of bids less mobilization, force account items, and allowance items).

2. The Department shall adjust the bidder's/offeror's DBE contract goal to the amount of the project goal if it finds that the bidder/offeror met the goal but erroneously calculated a lower percentage. If the amount the bidder/offeror submits as its contract goal exceeds the project goal, the bidder/offeror shall be held to the higher goal.

Name of Subcontractor, Supplier, Manufacturer, and Trucking Company	DBE (Y/N)	Bid Item Number and Description	Approx. Quantity/ Hours	Unit	Unit Price/ Rate	Dollar Amount

A. Dollar amount of the work to be performed by DBE subcontractors, manufacturers, and trucking companies, plus 60% of the dollar amount of DBE suppliers	
B. Sum of all work items less mobilization, force account items, allowance items	
A/B = DBE contract goal	

NAME and SIGNATURE of AUTHORIZED REPRESENTATIVE of PRIME CONTRACTOR: _____ DATE: _____

Summary of Good Faith Efforts (GFE)

As required by the specifications “*Disadvantaged Business Enterprise Requirements*,” documentation of GFE shall be submitted by the close of business, 4:30 P.M. HST five (5) days of bid opening. **The bidder/offeror shall respond to the following questions and describe efforts to obtain DBE participation whether or not the DBE project goal is met.** Responses must be sufficient to properly evaluate the bidder’s/offeror’s good faith efforts. Copies of correspondence return receipts, telephone logs, or other documentation will be required to support GFE. Attach additional sheets, if necessary. Based on responses given, HDOT shall make a determination of the bidders’ GFE. **Failure to provide required information sufficient to evaluate the bid/proposal shall be cause for bid/proposal rejection.**

1. Did you submit the required information by the close of business, 4:30 P.M. HST, five (5) days after bid opening (i.e. DBE name, address, NAICS code, description of work, project name, and number)?

2. Explain your GFE if any, to solicit through all reasonable and available means (e.g. attendance at pre-bid meetings, advertising and/or written notices) the interest of all certified DBEs who have the capability to perform part or all of the work to be included under the contract.
 - a. Explain your GFE if any, to solicit the participation of potential DBEs as early in the procurement process as practicable.

 - b. Explain your GFE if any, to allow sufficient time for the DBEs to properly inquire about the project and respond to the solicitation.

 - c. Explain your GFE if any, to take appropriate steps to follow up with interested DBEs in a timely manner to facilitate participation by DBEs in this project.

3. Explain your GFE if any, to identify and break up portions of work that can be performed by DBEs in order to increase the likelihood that a DBE will be able to participate, and that the DBE goal could be achieved (e.g. breaking out contract items into economically feasible units to facilitate DBE participation even when you might otherwise prefer to self-perform these work items).

4. Explain your GFE if any, to make available or provide interested DBEs with adequate information about the plans, specifications, and requirements of the project in a timely manner, and assist them in responding to your solicitation.

5. Explain your GFE if any, to negotiate in good faith with interested DBEs. Evidence of such negotiations includes documenting:
 - a) the names, addresses and telephone numbers of DBEs that were contacted;
 - b) a description of the information that was provided to DBEs regarding the plans and specifications; and
 - c) detailed explanation for not utilizing individual DBEs on the project.

6. Did you solely rely on price in determining whether to use a DBE? If yes please explain. The fact that there may be additional or higher costs associated with finding and utilizing DBEs are not, by themselves, sufficient reasons for your refusal to utilize a DBE or

NAME and SIGNATURE of AUTHORIZED REPRESENTATIVE of PRIME CONTRACTOR:

DATE:

failure to meet the DBE goal, provided that such additional costs are not unreasonable. Also, the ability or desire to perform a portion of the work with your own forces, that could have been undertaken by an available DBE, does not relieve you of the responsibility to make good faith efforts to meet the DBE goal, and to make available and solicit DBE participation in other areas of the project to meet the DBE goal.

7. Did you reject DBEs as being unqualified without sound reasons based on a thorough investigation of their capabilities? If yes, please explain. The DBEs standing within the industry, membership in specific groups, organizations or associates, and political or social affiliation are not legitimate basis for the rejection or non-solicitation of bids from particular DBEs.
8. Explain your GFE to assist interested DBEs in obtaining bonding, lines of credit, or insurance.
9. Explain your GFE if any, to assist interested DBEs in obtaining necessary equipment, supplies, materials or related assistance or services.
10. If you selected a non-DBE over a DBE subcontractor, please provide the quotes of each DBE and non-DBE subcontractor submitted to you for work on the contract; and for each DBE that was contacted but not utilized for a contract, provide a detailed written explanation for each DBE detailing the reasons for not utilizing or allowing the DBE to participate in the contract.
11. Explain your GFE if any, to effectively use the services of available minority/women community organizations, minority/women business groups, contractors' groups, and local, state and federal minority/women business assistance offices or other organizations to provide assistance in recruitment and placement of DBEs.

NAME and SIGNATURE of AUTHORIZED REPRESENTATIVE of PRIME CONTRACTOR:

DATE:



Disadvantaged Business Enterprise (DBE) Confirmation and Commitment Agreement Trucking Company INSTRUCTIONS

The purpose of this agreement is to secure the commitment of the bidder/offeror to utilize the listed DBE trucking company, and the DBE's confirmation that it will perform work for the bidder/offeror on this project. The information on this form shall be provided by the DBE.

Project #	Self-explanatory
County	County where project is located
NAICS Code/Description of Work	Primary North American Industry Classification System code under which DBE is certified to perform and description of work to be done
Secondary NAICS Code	List other NAICS codes firm is certified to perform
Estimated Beginning Date (Month/Year)	Date DBE shall begin work on the project
Estimated Completion Date (Month/Year)	Date DBE's work will be completed
Trucking Company	Name of DBE trucking company
Item No.	List pay item number
Item Description	Description of item
Unit	Unit of measure – e.g. weight or hours
Unit Price/Rate	Cost per unit or hourly rate
Amount	Total amount per pay item
Total Commitment Amount	Sum of all pay items and total commitment of bidder/offeror to DBE
Number of hours contracted or quantities to be hauled	Approximate number of hours or tonnage to be hauled
Number of fully operational trucks to be used:	Total number of trucks to be used for the project
Tractor/Trailers	Number of tractor trailers to be used
Dump Trucks	Number of dump trucks to be used
Number of fully operational trucks owned by DBE	Number of listed DBE's trucks to be used on this project
Name of Trucking Company	If other trucking companies (DBE or non-DBE) are to be leased, list name and information about type of trucks in this section
Estimated Dollar Amount to be Contracted	Provide information about estimated cost to lease trucks
Number of Dump Trucks, Tractor/Trailer	Self-explanatory
DBE NAME	DBE Company name
Name/Title	Name and title of DBE's representative
Address	Self-explanatory
Phone	Self-explanatory
Fax	Self-explanatory
Email	Self-explanatory
Signature	Signature of DBE's representative
Date	Date agreement is signed
Prime Contractor	Company name

Name/Title	Name and title of prime contractor's representative
Address	Self-explanatory
Phone	Self-explanatory
Fax	Self-explanatory
Email	Self-explanatory
Signature	Signature of prime contractor's representative
Date	Date agreement is signed
Subcontractor (only if the DBE will be a second tier sub):	Name of subcontractor only if the listed DBE trucking company will be performing work under this subcontractor
Name/Title	Name and title of the subcontractor's representative
Address	Self-explanatory
Phone	Self-explanatory
Fax	Self-explanatory
Email	Self-explanatory
Signature	Signature of subcontractor
Date	Date agreement is signed



Disadvantaged Business Enterprise (DBE) Confirmation and Commitment Agreement Subcontractor, Manufacturer, or Supplier INSTRUCTIONS

The purpose of this agreement is to secure the commitment of the bidder/offeror to utilize the listed DBE, and the DBE's confirmation that it will perform work for the bidder/offeror on this project. The information on this form shall be provided by the DBE.

Project #	Self-explanatory
County	County where project is located
NAICS Code/Description of Work	Primary North American Industry Classification System code under which DBE is certified to perform and description of work to be done
Secondary NAICS Code	List other NAICS codes firm is certified to perform
Estimated Beginning Date (Month/Year)	Date DBE shall begin work on the project
Estimated Completion Date (Month/Year)	Date DBE's work will be completed
Subcontractor	Name of DBE subcontractor (company name)
Item No.	List pay item number
Item	Description of item
Approx. Quantity	Self-explanatory
Unit	List unit of measure
Unit Price	Cost per unit
Amount	Total amount per pay item
Total Commitment Amount	Sum of all pay items and total commitment of bidder/offeror to DBE
Manufacturer	Name of DBE manufacturer
Supplier	Name of DBE supplier (aka regular dealer)
DBE NAME	DBE Company name
Name/Title	Name and title of DBE's representative
Address	Self-explanatory
Phone	Self-explanatory
Fax	Self-explanatory
Email	Self-explanatory
Signature	Signature of DBE's representative
Date	Date agreement is signed
Prime Contractor	Company name
Name/Title	Name and title of prime contractor's representative
Address	Self-explanatory
Phone	Self-explanatory
Fax	Self-explanatory
Email	Self-explanatory
Signature	Signature of prime contractor's representative
Date	Date agreement is signed
Subcontractor (only if the DBE will be a second tier sub):	Name of subcontractor only if the listed DBE will be performing work under this subcontractor as a second tier subcontractor/supplier/manufacturer

Name/Title	Name and title of the subcontractor's representative that the listed DBE will work under as a second tier subcontractor/supplier/manufacturer
Address	Self-explanatory
Phone	Self-explanatory
Fax	Self-explanatory
Email	Self-explanatory
Signature	Signature of subcontractor's representative
Date	Date agreement is signed



Disadvantaged Business Enterprise (DBE) Confirmation and Commitment Agreement Trucking Company

This commitment is subject to the award and receipt of a signed contract from the Hawaii Department of Transportation (HDOT) for the subject project. DBEs must be certified by the bid opening date.

Project #:	County:
NAICS CODE/DESCRIPTION OF WORK:	SECONDARY NAICS CODE:

*All quantities and units should match the bid tab item whenever possible.

The prime contractor shall inform HDOT the dates when the trucking firm starts and completes all work under the subcontract.

Estimated Beginning Date (Month/Year):	Estimated Completion Date (Month/Year):
---	--

TRUCKING COMPANY:	Item No.	Item Description	Unit	Unit Price / Rate	Amount
				\$	\$
				\$	\$
				\$	\$
TOTAL COMMITMENT AMOUNT					\$

1. Number of hours contracted or quantities to be hauled: _____
2. Number of fully operational trucks to be used: _____ Tractor/trailers: _____ Dump trucks: _____
3. Number of fully operational trucks owned by DBE: _____ Dump trucks: _____ Tractors/trailers: _____
4. If Owner Operators or additional trucking companies are to be used answer the following:

Name of Trucking Company	DBE Y/N	Estimated Dollar Amount to be Contracted	Number and Type of Trucks (specify)
		\$	
		\$	

The prime contractor certifies by signature on this agreement to utilize the DBE trucking company as listed on the agreement form. If a DBE trucking company is unable to perform the work as listed on this agreement form, the prime contractor will follow the substitution/replacement approval process as outlined in the contract DBE requirements. **IMPORTANT! The signatures of the DBE, prime contractor, and subcontractor (only if the DBE will be a second tier sub) confirms that all information on this Agreement is true and correct. Parties should sign Agreement in the order in which they are listed.**

DBE NAME:	Name/Title (please print):
Address:	Signature:
Phone: Fax:	Date:
Email:	Name/Title (please print):
Prime Contractor:	Signature:
Address:	Date:
Phone: Fax:	Name/Title (please print):
Email:	Signature:
Subcontractor (only if the DBE will be a second tier sub):	Date:
Address:	Signature:
Phone: Fax:	Date:
Email:	Date:

HDOT retains the information collected through this form. With few exceptions, you are entitled on request to be informed about the information that we collect about you.

FED
08.10.22



Disadvantaged Business Enterprise (DBE) Confirmation and Commitment Agreement

Subcontractor, Manufacturer, or Supplier

This commitment is subject to the award and receipt of a signed contract from the Hawaii Department of Transportation (HDOT) for the subject project. DBEs must be certified by the bid opening date.

Project #:	County:
NAICS CODE/DESCRIPTION OF WORK:	SECONDARY NAICS CODE:

*All quantities and units should match the bid tab item whenever possible.

The prime contractor shall inform HDOT of the dates when the subcontractor starts and completes all work under the subcontract.

Estimated Beginning Date (Month/Year):	Estimated Completion Date (Month/Year):
---	--

SUBCONTRACTOR:	Item No.	Item	Approx. Quantity	Unit	Unit Price	Amount
					\$	\$
					\$	\$
					\$	\$
					\$	\$
TOTAL COMMITMENT AMOUNT						\$

MANUFACTURER:	Item No.	Item	Approx. Quantity	Unit	Unit Price	Amount
					\$	\$
					\$	\$
TOTAL COMMITMENT AMOUNT						\$

SUPPLIER:	Item No.	Item	Approx. Quantity	Unit	Unit Price	Amount
					\$	\$
					\$	\$
TOTAL COMMITMENT AMOUNT						\$

The prime contractor certifies by signature on this agreement that subcontracts will be executed between the prime contractor and the DBE subcontractors as listed on the agreement form. If a DBE subcontractor is unable to perform the work as listed on this agreement form, the prime contractor will follow the substitution/replacement approval process as outlined in the contract DBE requirements. **IMPORTANT! The signatures of the DBE, prime contractor, and subcontractor (only if the DBE will be a second tier sub) confirms that all information on this Agreement is true and correct. Parties should sign Agreement in the order in which they are listed.**

DBE NAME:	Name/Title (please print):
Address:	Signature:
Phone: Fax:	Date:
Email:	Name/Title (please print):
Prime Contractor:	Signature:
Address:	Date:
Phone: Fax:	Name/Title (please print):
Email:	Signature:
Subcontractor (only if the DBE will be a second tier sub):	Date:
Address:	Signature:
Phone: Fax:	Date:
Email:	Date:

HDOT retains the information collected through this form. With few exceptions, you are entitled on request to be informed about the information that we collect about you.

STATE OF HAWAII
DEPARTMENT OF TRANSPORTATION
STATEWIDE TRANSPORTATION PLANNING OFFICE

SPECIAL PROVISIONS

SPECIAL PROVISIONS

The Specifications contained herein are amended as follows:

- A. SECTION 1 - DEFINITION AND TERMS is amended by deleting "1.33 Subcontractor" in its entirety and replacing it with the following:

1.33 SUBCONTRACTOR – An individual, partnership, firm, corporation, or joint venture, or other legal entity, as licensed or required to be licensed under Chapter 444, Hawaii Revised Statutes, as amended, which enters into an agreement with the Contractor to perform a portion of the work."

SECTION 1 - DEFINITION AND TERMS is amended by adding the following:

1.39 MAINTENANCE - The regular and preventative service of the vehicle or equipment after acceptance to provide for the safe operations of the vehicle or equipment as specified in the contract.

1.40 REPAIR - The unscheduled service of the vehicle or equipment after acceptance to provide for the safe operations of the vehicle or equipment as specified in the contract.

1.41 SERVICE LIFE - The length of time and mileage the motor vehicle is in service.

1.42 NEW VEHICLE - As it applies to this specification, is a vehicle which has never been owned except by a manufacturer, distributor or dealer AND has never been registered AND meets the mileage requirement in the context in which it is used."

- B. SECTION 2- PROPOSAL REQUIREMENTS AND CONDITIONS is amended by deleting "2.5 Public Opening of Proposals" in its entirety and replacing it with the following:

2.5 Public Opening of Bids – Bids will be opened, and the name of the bidder, the bid price, and such other information deemed necessary by the Department shall be read aloud publicly in the presence of one or more witnesses at the date, time, and place(s) indicated in the invitation for bids. ALL PUBLIC BID OPENINGS WILL BE CONDUCTED VIRTUALLY, UNTIL FURTHER NOTICE. The viewing of the public bid openings will be available virtually through the online meeting link posted in the Notice to Bidders.

If there is a conflict between this Special Provision and the Notice to Bidders, the Notice to Bidders shall govern."

SECTION 2- PROPOSAL REQUIREMENTS AND CONDITIONS is amended by deleting "2.8 Out-of-State Bidders" in its entirety and replacing it with the following:

"2.8. REQUIREMENT FOR APPLICABLE TAXES AND FEES TO BE INCLUDED IN PROPOSALS – Bid prices shall be inclusive of all applicable Federal, State and Local taxes and fees."

SECTION 2- PROPOSAL REQUIREMENTS AND CONDITIONS is amended by adding the following:

"2.10 QUALIFICATION OF BIDDERS – In accordance with Section 103D-310, H.R.S., the Department may require any bidder or prospective bidder (hereinafter collectively referred to in this section as "bidder") to submit answers to questions contained in a qualification questionnaire for prospective bidders, on a form furnished by the Department, properly executed and notarized, setting forth a complete statement of the experience of such prospective bidder and its organization in performing similar work and a statement of the equipment proposed to be used, together with adequate proof of the availability of such equipment. Requested qualification questionnaire shall be submitted to the State within seven (7) working days of the request. Whenever it appears to the Department, from answers to the questionnaire or otherwise, that the bidder is not fully qualified and able to perform the intended work, the Department will, after affording the bidder an opportunity to be heard and if still of the opinion that the bidder is not fully qualified to perform the work, make a written determination of non-responsibility and refuse to consider any bid offered by the bidder. All information contained in the answers to the questionnaire shall be kept confidential except disclosure may be made to law enforcement agencies as provided in Chapter 92F, H.R.S.

Failure to return the qualification questionnaire in the allotted time or failure to complete the qualification questionnaire shall result in rejection of bid by Department of Transportation.

The Department, in its sole discretion, may declare a bidder to be non-responsible if (1) the bidder; (2) a corporation or other business entity owned substantially by the bidder; (3) a substantial stockholder or an officer of the bidder; or (4) a partner or substantial investor of the bidder is in arrears in payments owed to the State of Hawaii or its political subdivisions, is in default as a surety, or has failed or is failing to properly perform existing or previous contracts with the State."

"2.11 EXAMINATION OF PLANS, SPECIFICATIONS, AND PATENT AMBIGUITIES; REQUEST FOR CLARIFICATION - A bidder has an obligation to carefully review the plans, specs, and other contract documents. If a bidder discovers a patent ambiguity, i.e., any discrepancy, omission, conflict, or other obvious error or ambiguity in the contract documents that affects its ability to prepare a complete and accurate bid, it must submit a written request for clarification as described in the subsection below.

A written request for clarification shall be submitted to the Department Project Manager designated on PF-1 for review at the earliest date possible; but, in any

event, such request must be received by the Department not later than fourteen (14) calendar days before the bid opening date, not including the bid opening date. It shall be titled "Request for Clarification". Bidders will be notified of all Departmental responses by an addendum to the invitation for bids.

If a patent ambiguity is not brought to the attention of the Department within the timeframe specified herein, the Department reserves the right to deny the successful bidder any adjustment in contract price or time in order to meet contract requirements as determined by the Department."

"2.12 REQUEST FOR SUBSTITUTION OF SPECIFIED MATERIALS AND EQUIPMENT BEFORE BID OPENING – When the invitation for bids specifies materials or equipment by size, type, or configuration to indicate a quality, style, appearance, or performance, the bidder will be assumed to have based its bid on the specified size, type or configuration. Where a bidder intends to use a material or equipment of an alternate size, type or configuration, the bidder must submit a request to the Department Project Manager designated on PF-1 for review and approval at the earliest date possible; but, in any event, such request must be received by the Department not later than fourteen (14) calendar days before the bid opening date, not including the bid opening date.

It shall be the responsibility of the bidder to submit sufficient evidence based upon which a determination can be made by the Department that the alternate materials or equipment is a qualified equivalent. The bidder must list in its submission all deviations and variances from the requirements of the contract documents. The Department reserves the right to reject an approved substitution if it discovers unlisted deviations or variances that result in noncompliance with the contract requirements. In the event of such rejection, the bidder will not be entitled to any adjustment in contract price or time to meet contract requirements.

If the evidence accompanying a request for substitution is insufficient to qualify the alternate materials or equipment, the request shall be denied. Bidders will be notified of all approved substitution requests by an addendum to the invitation for bids."

"2.13 ACCEPTANCE OF PROPOSALS; CORRECTION OF MISTAKES

- A. Proposals shall be unconditionally accepted without alteration or correction.
- B. A bid containing a mistake discovered after the deadline for receipt of bids but prior to award may be:
 - 1. Corrected or the mistake waived under the following conditions:
 - a) If the mistake is attributable to an arithmetical error, the Department shall so correct the mistake with or without a request or concurrence by the affected bidder. In case of error in the extension of the bid price, the unit price shall govern;
 - b) If the mistake is a minor informality which shall not affect price, quantity, quality, delivery, or contractual conditions, the Department may waive the informalities or allow the bidder to request correction

- by submitting documentation that demonstrates a mistake was made. Examples of mistakes include:
 - (i) Typographical errors;
 - (ii) Transposition errors;
 - (iii) Failure of a bidder to sign the bid or provide an original signature, but only if the unsigned bid or photocopy is accompanied by other material indicating the bidder's intent to be bound; or
 - c) The Department may correct or waive the mistake if it is not allowable under subparagraphs a) and b) but is an obvious mistake that if allowed to be corrected or waived is in the best interest of the Department and is fair to other bidders.
- 2. Withdrawn, if the mistake is attributable to an obvious error that shall affect price, quantity, quality, delivery, or contractual conditions, provided:
 - a) The bidder requests withdrawal by submitting documentation that demonstrates a mistake was made; and
 - b) The Department prepares a written approval or denial in response to this request.
- C. A mistake in a bid discovered after award of contract may be corrected or withdrawn if the Department makes a written determination that it would be unreasonable not to allow the mistake to be remedied or withdrawn.
- D. Any determination required by this section shall be final and conclusive unless clearly erroneous, arbitrary, capricious, or contrary to law."

"2.14 CANCELLATION OF INVITATION FOR BIDS AFTER BID OPENING -
An invitation for bids may be cancelled after bid opening but prior to award for reasons including, but not limited to, the following:

- A. The item(s) being procured are no longer required.
- B. Ambiguous or otherwise inadequate specifications were part of the invitation for bids.
- C. The invitation for bids did not provide for consideration of all factors of significance to the Department.
- D. Prices exceed available funds and it would not be appropriate to adjust the scope of work to come within available funds;
- E. All otherwise acceptable offers received are at clearly unreasonable prices.
- F. There is reason to believe that the proposals may not have been independently arrived at in open competition, may have been collusive, or may have been submitted in bad faith; or
- G. A determination by the Department that a cancellation is in the public interest."

- C. SECTION 3.1 - AWARD OF CONTRACT is amended by deleting the second paragraph and replacing it with the following:

"The awarding of the contract(s) will be made by individual vehicle listed in the proposal schedule and be given to the lowest responsible bidder(s) for each vehicle whose proposal complies with all the requirements prescribed.

The award of contract, if awarded, will be made within sixty (60) calendar days after the opening of bids. The successful bidder(s) will be notified by letter mailed to the address shown on their proposal, that their proposal has been accepted and that they have been awarded the contract for particular vehicle(s). The Department may request the bidders to allow the Department to consider the bids for the issuance of an award beyond the 60-day period. Agreement to such an extension must be made by a bidder in writing. Only bidders who have agreed to such an extension will be eligible for the award."

SECTION 3 - AWARD AND EXECUTION OF CONTRACT is amended by adding the following:

"3.5 FEDERAL PARTICIPATION - The Contractor's attention is directed to the fact that pursuant to the provisions of the Act of Congress known as the Fixing America's Surface Transportation (FAST) Act, the United States Government may pay a portion of the cost of this project. The above Act of Congress provides that the procurement in each State shall be done in accordance with applicable State and Federal rules and regulations pursuant to said Act. The procurement process, therefore, will be subject to such inspection by the Federal Transit Administration or its representative as may be deemed necessary to meet with the above requirements when Federal Funds are used, but such inspection will in no case make the Federal Government a party to this contract and will in no way interfere with the rights of either party hereunder."

D. SECTION 4.1 – WORK TO BE DONE is amended by adding the following:

"Within ten (10) calendar days of official commencement date of Notice to Proceed, the Contractor shall submit to the Statewide Transportation Planning Office the following: 1) a written confirmation of the order(s) placed with the factory for each item awarded and 2) a production schedule including tentative manufacture start and completion dates."

E. The last sentence of the first paragraph of SECTION 6.2.A - QUALIFICATION BEFORE BID OPENING is amended to read as follows:

"Bidders requesting qualification of alternate proprietary products must submit a request to the Director for review and approval at the earliest date possible, but in any event, such request must be received by the Project Manager designated on PF-1 not later than fourteen (14) calendar days before the bid opening date, not including the bid opening date."

- F. SECTION 8.2 - LIQUIDATED DAMAGES is amended by adding the following:

"Delivery extension shall be considered only with written notice prior to delivery deadline. Written notice requesting extension will not be considered without a copy of the factory order, factory confirmation of order and without documents substantiating that the cause(s) for delay is, in fact, beyond the control of the Contractor. The State shall be the sole judge of whether such delay is truly beyond the control of the Contractor and whether an extension will be granted."

- G. SECTION 9.2 - PROGRESS PAYMENTS is amended by deleting the section in its entirety and replacing it with the following:

"SECTION 9.2 - PROGRESS PAYMENTS For each vehicle furnished, delivered and accepted a progress payment may be made to the Contractor, provided the requirements of these specifications have been satisfactorily met. Five percent (5%) of the amount of each progress payment shall be retained by the Department until the final acceptance of work.

Progress payments for each vehicle furnished, delivered and accepted the Contractor shall forward an original and one copy of the invoice. Each invoice shall contain the following:

- A. Vendor's name, address and phone number.
- B. Contract No.
- C. Contract Vehicle No.
- D. Name of the Non-profit Organization or County Agency the vehicle(s) is delivered.
- E. Description of motor vehicle, such as make, model, VIN, year, the quantity.
- F. Motor vehicle sum price, sub-total, taxes, and total.

The following certifications are required:

- A. Buy America, 49 USC 5323(j)
- B. Federal Motor Vehicle Safety Standards
- C. Purchaser's Requirements

All invoices shall be sent addressed to the Director at:

State of Hawaii
Department of Transportation
Statewide Transportation Planning Office
200 Rodgers Boulevard
Honolulu, Hawaii 96819"

STATE OF HAWAII
DEPARTMENT OF TRANSPORTATION
STATEWIDE TRANSPORTATION PLANNING OFFICE

SPECIFICATIONS

SECTION 1 - DEFINITION AND TERMS

Whenever the following pronouns are used in these specifications, or in any documents or instruments where these specifications govern, the intent and meaning shall be interpreted as follows:

1.1 ADDENDA - A written document which may be issued by the Director during the bidding period involving changes to the specifications and plans, if any, which shall be considered and made a part of the contract.

1.2 AIRPORTS DIVISION - Airports Division, Department of Transportation, State of Hawaii.

1.3 AWARD - The written acceptance of a proposal by the State.

1.4 BIDDER - Any individual, partnership, corporation or other legal entity, or combination thereof, submitting a proposal for the work contemplated, acting either directly or through a duly authorized representative.

1.5 CALENDAR DAY - Every day shown on the calendar. If no designation of calendar or working day is made, "day" shall mean calendar day.

1.6 CHANGE ORDER - A written order issued by the Director to the Contractor requiring the contract work to be performed in accordance with a change or changes that may involve an adjustment in contract time and price or requiring performance of any unforeseen work essential to complete the contract.

1.7 CONTRACT - The written agreement between the State and the Contractor setting forth the obligations of the parties thereunder, including, but not limited to, the performance of the work, the furnishing of labor and materials, and the basis of payment.

The contract includes the (1) notice to bidders, (2) proposal, (3) contract form and contract bond, (4) specifications, (5) special provisions and plans, if any, (6) addenda, (7) notice to proceed, and (8) change orders and agreements that are required to complete the work, all of which constitute one instrument.

1.8 CONTRACT BOND - The approved form of security, executed by the Contractor and its Surety or Sureties, guaranteeing the completion of the work in accordance with the terms of the contract, and guaranteeing full payment of all claims for labor, materials, and supplies used or incorporated in the work.

1.9 CONTRACT TIME - The number of working days or calendar days allowed for completion of the contract, including authorized time extensions.

If a calendar date is specified as the date of completion in lieu of the number of working days or calendar days, the contract shall be completed by that date.

In case the contract is for a specified period of time, the contract time shall be for said specified period of time.

1.10 CONTRACTOR - The individual, partnership, corporation or other legal entity, or combination thereof, contracting with the State for performance of the prescribed work.

1.11 DEPARTMENT - The State Department of Transportation.

1.12 DIRECTOR - The Director of Transportation, acting either directly or through the Director's duly authorized representative.

1.13 EQUAL OR APPROVED EQUAL - Whenever this term is used in the specifications and plans, if any, it means a brand or article pre-qualified in accordance with Section 6.2 Trade Names and Alternates and which may be used in place of the one specified.

1.14 H.A.R. or HAR - Hawaii Administrative Rules.

1.15 H.R.S. or HRS - Hawaii Revised Statutes.

1.16 HARBORS DIVISION - Harbors Division, Department of Transportation, State of Hawaii.

1.17 HIGHWAYS DIVISION - Highways Division, Department of Transportation, State of Hawaii.

1.18 HOLIDAYS - The days which are set apart and established as State holidays pursuant to Section 8-1, H.R.S.

1.19 INSPECTOR - The Director's authorized representative assigned to make detailed inspections of contract performance and materials supplied.

1.20 NOTICE TO BIDDERS - The public announcement, as required by law, inviting proposals for the work to be performed or materials to be furnished.

1.21 NOTICE OF FINAL ACCEPTANCE - Written notice from the Director to the Contractor that the entire contract has been completed in all respects in accordance with the specifications and plans, if any, and any changes thereof previously approved by the Director.

1.22 NOTICE TO PROCEED - Written notice from the Director to the Contractor advising the Contractor of the date on which he is to begin the prosecution of the work.

1.23 PLANS - The contract drawings approved by the Director which show the location, character, dimensions and details of the work to be done and shall be a part of the contract.

1.24 PROCUREMENT OFFICER - The Director's duly authorized representative including project managers, project engineers and contract administrators assigned to prepare, evaluate and administer contracts for the purchasing of goods and services.

1.25 PROPOSAL (OR BID) - The offer of a bidder, on the prescribed form, to perform the work and to furnish the labor and materials at the prices quoted.

1.26 PROPOSAL FORM - The approved format prepared by the Department or a facsimile thereof on which bids for the work must be prepared and submitted. (Reasonable facsimile acceptable for bidding.)

1.27 PROPOSAL GUARANTY - The security furnished with a proposal to guarantee that the bidder will enter into the contract and furnish all other requirements if the bidder's proposal is accepted.

1.28 QUALIFICATION QUESTIONNAIRE - The specified forms on which the bidder shall furnish required information as to the bidder's ability to perform and finance the work.

1.29 S.L.H. or SLH - Session Laws of Hawaii.

1.30 SPECIAL PROVISIONS - Revisions to the specifications. The specific clauses setting forth conditions or requirements peculiar to the project under consideration which are not thoroughly or satisfactorily stipulated in these specifications.

1.31 SPECIFICATIONS - The directions, provisions, and requirements pertaining to the method and manner of performing the work and to the quantities and qualities of materials to be furnished under the contract.

1.32 STATE - The State of Hawaii.

1.33 SUBCONTRACTOR - An individual, partnership, corporation, other legal entity, or any combination thereof, that enters into an agreement with the Contractor to perform a portion of the work for the Contractor.

1.34 SUPERINTENDENT - The Contractor's representative who is responsible for and in charge of the work.

1.35 SURETY - The corporation, partnership or individual, other than the Contractor, executing a bond furnished by the Contractor and guaranteeing performance by the Contractor.

1.36 TITLES (OR HEADINGS) - The titles or headings of the Sections herein are intended for convenience of reference and shall not be considered as having any bearing on their interpretation. Unless otherwise indicated, whenever the word "Section" is used, reference is being made to a Section in these specifications.

1.37 WORK - The furnishing of all labor, materials, equipment, and other incidentals necessary or convenient for the successful completion of the project and the execution of all the duties and obligations imposed by the contract.

1.38 WORKING DAY - Any day, except Saturdays, Sundays and State holidays.

SECTION 2 - PROPOSAL REQUIREMENTS AND CONDITIONS

2.1 PROPOSAL FORMS - All proposals shall be made on forms furnished by the Department. All proposals shall give the prices proposed in the spaces provided and shall be signed by the bidder, who shall fill out all blanks in the proposal form as therein required.

2.2 REJECTION OF PROPOSALS CONTAINING ALTERATIONS, ERASURES, OR IRREGULARITIES - Proposals may be rejected if they show any alterations of form, additions not called for, conditional bids, incomplete bids, erasures, or irregularities of any kind.

When proposals are signed by any agent, other than the officer or officers of a corporation authorized to sign contract on its behalf or a member of copartnership, a Power of Attorney must be on file with the Department prior to opening bids or shall be submitted with the proposal; otherwise, the proposal may be rejected as irregular and unauthorized.

Members of a joint venture may be requested to supply the Department with a copy of their joint venture agreement or each member of the joint venture may be required to sign the proposal.

2.3 DELIVERY OF PROPOSALS - Each proposal shall be placed, together with the proposal guaranty, when required, in an envelope and sealed and so marked as to indicate the identity of the project, the name and address of the bidder, and other required information and then delivered as indicated in the Notice to Bidders. Proposals will be received up to the time fixed in the Notice to Bidders for the opening of bids.

2.4 WITHDRAWAL OF PROPOSALS - Any proposal may be withdrawn at any time prior to the time fixed in the Notice to Bidders for the opening of proposals upon the filing of a written request therefor with the Department, executed by the bidder or his duly authorized representative. The withdrawal of a proposal shall not preclude a bidder from submitting a new proposal.

2.5 PUBLIC OPENING OF PROPOSALS - Proposals will be opened and read publicly at the time and place indicated in the Notice to Bidders. Bidders or their authorized agents are invited to be present.

2.6 DISQUALIFICATION OF BIDDERS - Any of the following reasons may be considered as being sufficient grounds for the disqualification of a bidder and the rejection of his proposal or proposals.

- A. More than one proposal for the same work from an individual, firm, or corporation under the same or different name.
- B. Evidence of collusion among bidders. Participants in such collusion will receive no recognition as bidders for any future work of the Department until such participant shall have been reinstated as a qualified bidder.
- C. Evidence of assistance from a person who has been an employee of the agency within the preceding two years and who participated while in State office or employment in the matter with which the contract is directly concerned, pursuant to Section 84-15, HRS.
- D. Lack of proposal guaranty.
- E. Unsigned proposal or proposal not signed in ink by person or persons legally authorized to submit a proposal on behalf of the bidder.

2.7 MATERIAL GUARANTY - The bidder may be required to furnish a complete statement of the origin, composition and manufacture of any or all materials to be used in the prosecution of the work, together with samples. Such samples may be subjected to tests to determine their quality and fitness for the work.

2.8 OUT-OF-STATE BIDDERS - Pursuant to Section 103D-1008, Hawaii Revised Statutes, on out-of-state purchases where the bidder or vendor is an out-of-state vendor, not doing business in the State, the bid price of such out-of-state vendor, for the purpose of determining the lowest price bid, shall be increased by the applicable retail rate of general excise tax and the applicable use tax. The lowest responsible bidder, taking into consideration the above increases, shall be awarded the contract, but the contract amount of any contract awarded shall be the amount of the bid offered and shall not include the amount of said increases.

Such increases will not be applied in case an out-of-state vendor specifies in its bid that its bid price includes said general excise tax; the bidder will be required to pay said general excise tax and use tax in case the bidder is awarded the contract.

2.9 TAX REQUIREMENTS - Work to be done under this contract is a taxable transaction and the bidder receiving the award for this work will be required to pay the State of Hawaii General Excise Tax (GET) and the State of Hawaii use Tax.

Additional information regarding the tax rates may be obtained from the Department of Taxation (DOTAX) website at <http://tax.hawaii.gov/geninfo/countysurcharge/>

If awardee is an out-of-state bidder not holding a Hawaii GET License, the awardee will have to obtain a Hawaii GET License and pay all taxes due to obtain a tax clearance required before final contract payment is made by the State.

To obtain the tax clearance applications, see subsection 3.1.A. Tax Clearance of these Specifications.

Vendors may apply for either a regular or a one-time GET License. Information on applying for a GET License may be found at <http://tax.hawaii.gov/geninfo/get/>

SECTION 3 - AWARD AND EXECUTION OF CONTRACT

3.1 AWARD OF CONTRACT - The State reserves the right to reject any and all proposals and to waive any defects as may be deemed to be in the best interest of the public.

The award of contract, if it be awarded, will be made within sixty (60) calendar days after the opening of bids to the lowest responsive and responsible bidder whose proposal complies with all the prescribed requirements. The successful bidder will be notified, by letter mailed to the address shown on its proposal, that its proposal has been accepted and it has been awarded the contract.

Requirement for award. To be eligible for award, the apparent low Bidder will be contacted to submit copies of the documents listed below to demonstrate compliance with Section 103D-310(c), HRS. The documents should be submitted to the Department as soon as possible. If a valid certificate/clearance is not submitted on a timely basis for award of a contract, a Bidder otherwise responsive and responsible may not receive the award.

A. Tax Clearance.

Pursuant to §103D-310(c), 103-53 and 103D-328, HRS, the successful bidder shall be required to submit a certified copy of its tax clearance issued by the Hawaii State Department of Taxation (DOTAX) and the Internal Revenue Service (IRS) to demonstrate its compliance with Chapter 237, HRS. A tax clearance is valid for six (6) months from the most recent approval stamp date on the tax clearance and must be valid on the bid's first legal advertisement date or any date thereafter up to the bid opening date.

FORM A6, TAX CLEARANCE CERTIFICATE, is available at the following website:

<http://www.hawaii.gov/tax/>

To receive DOTAX Forms by fax or mail, phone (808)587-7572 or 1-800-222-7572.

The application for the Tax Clearance Certificate is the responsibility of the bidder, and must be submitted directly to the DOTAX or IRS. The approved certificate may then be submitted to the Department.

B. DLIR Certificate of Compliance.

Pursuant to §103D-310(c), HRS, the successful bidder shall be required to submit a copy (faxed copies are acceptable) of its approved Certificate of Compliance issued by the Hawaii State Department of Labor and Industrial Relations (DLIR) to demonstrate its compliance with unemployment insurance (Chapter 383, HRS), workers' compensation (Chapter 386, HRS), temporary disability insurance (Chapter 392, HRS), and prepaid health care (Chapter 393, HRS). The certificate is valid for six (6) months from the most recent approval stamp date on the certificate and must be valid on the bid's first legal advertisement date or any date thereafter up to the bid opening date. For certificates which receive a "pending" approval stamp, a DLIR approval stamp is required prior to the issuance of the Notice to Proceed.

FORM LIR#27, APPLICATION FOR CERTIFICATE OF COMPLIANCE WITH SECTION 3-122-112, HAR, is available at the following website:

www.hawaii.gov/labor

More information is available by calling the DLIR Unemployment Insurance Division at (808) 586-8926.

Inquiries regarding the status of a LIR#27 Form may be made by calling the DLIR Disability Compensation Division at (808)586-9200.

The application for the Certificate of Compliance is the responsibility of the bidder, and must be submitted directly to the DLIR. The approved certificate may then be submitted to the Department.

C. DCCA Certificate of Good Standing.

Pursuant to §103D-310(c), HRS, the successful bidder shall be required to submit a copy (faxed copies are acceptable) of its approved Certificate of Good Standing issued by the Hawaii State Department of Commerce and Consumer Affairs (DCCA), Business Registration Division (BREG) to demonstrate that it is either:

- (1) incorporated or organized under the laws of the State; or
- (2) registered to do business in the State as a separate branch or division that is

capable of fully performing under the contract.

A Certificate of Good Standing is valid for six (6) months from the approval date on the certificate and must be valid on the bid's first legal advertisement date or any date thereafter up to the bid opening date. A Hawaii business that is a sole proprietorship, is not required to register with the BREG, and therefore not required to submit a Certificate of Good Standing. Bidders are advised that there are costs associated with registering and obtaining a Certificate of Good Standing from the DCCA.

To purchase a CERTIFICATE OF GOOD STANDING, go to On-Line Services at the following website:

www.hawaii.gov/dcca/

The application for the Certificate of Good Standing is the responsibility of the bidder, and must be submitted directly to the DCCA. The approved certificate may then be submitted to the Department.

3.2 CANCELLATION OF AWARD - The State reserves the right to cancel the award of any contract any time before the execution of said contract by all parties without any liability to the successful bidder or any other bidder.

3.3 EXECUTION OF CONTRACT - The contract shall be executed by the successful bidder and returned, together with the contract bonds, when required, within ten (10) days after the award of the contract or within such further time as the Director may allow after the bidder has received the contract for execution.

Pursuant to Section 103D-309, H.R.S., the contract shall not bind the State in any way unless said contract has been fully and properly executed by all the parties thereto and the Comptroller has endorsed thereon a certificate that there is available an unexpended appropriation over and above all outstanding contracts, sufficient to cover the amount required by the contract.

3.4 FAILURE TO EXECUTE CONTRACT - Failure to execute the contract and file acceptable bonds, when required, within ten (10) days after the award of the contract, or within such further time as the Director may allow, shall be cause for the cancellation of the award and the forfeiture of the proposal guaranty. Award of the contract may then be made to the next lowest responsible bidder.

SECTION 4 - SCOPE OF WORK

4.1 WORK TO BE DONE - The work to be done is described in the Section(s) following Section 9 of these specifications.

4.2 PERFORMANCE OF WORK - The Contractor shall employ, so far as possible, such methods and means in carrying out his work so as not to cause any interruption, disturbance, or interference with the public.

In case the Contractor is performing work in a building, the Contractor shall conduct the work in such a manner so as not to cause any interruption, disturbance, or interference with the business activities of the tenants in the building.

4.3 EXTRA WORK - New and unforeseen items of work will be classed as extra work when they cannot be covered by any of the various items for which there is a bid price.

4.4 CHANGES AND CLAIMS FOR ADJUSTMENT

A. Change order. By a written order, at any time, and without notice to any surety, the procurement officer may, subject to all appropriate adjustments, make changes within the general scope of this contract in any one or more of the following:

1. Drawings, designs, or specifications, if the goods to be furnished are to be specially manufactured for the State in accordance therewith;
2. Method of shipment or packing;
3. Place of delivery;
4. Changes in the work within the scope of the contract; or
5. Changes in the time of performance of the contract that do not alter the scope of work.

B. Adjustments of price or time for performance. If any change order increases or decreases the contractor's cost of, or the time required for, performance of any part of the work under this contract, whether or not changed by the order, an adjustment shall be made and the contract modified in writing accordingly. Any adjustment in contract price made pursuant to this clause shall be determined in accordance with the price adjustment clause of this contract. Failure of the parties to agree to an adjustment shall not excuse the contractor from proceeding with the contract as changed, provided that the procurement officer promptly and duly make the provisional adjustments in payment or time for performance as may be reasonable. By proceeding with the work, the contractor shall not be deemed to have

prejudiced any claim for additional compensation, or an extension of time for completion.

C. Time period for claim. Within thirty (30) days after receipt of a written change order under subsection (a) unless the period is extended by the procurement officer in writing, the contractor shall file notice of intent to assert a claim for an adjustment. Later notification shall not bar the contractor's claim unless the State or county is prejudiced by the delay in notification.

D. Claim barred after final payment. No claim by the contractor for an adjustment hereunder shall be allowed if notice is not given prior to final payment under this contract.

E. Other claims not barred. In the absence of a change order, nothing in this clause shall be deemed to restrict the contractor's right to pursue a claim as under the contract or for breach of contract.

4.5 PRICE ADJUSTMENT

Any adjustment in contract price pursuant to a clause in this contract shall be made in one or more of the following ways:

A. By agreement on a fixed price adjustment before commencement of the pertinent performance or as soon thereafter as practicable;

B. By unit prices specified in the contract or subsequently agreed upon;

C. By the costs attributable to the event or situation covered by the clause, plus appropriate profit or fee, all as specified in the contract or subsequently agreed upon;

D. In such other manner as the parties may mutually agree; or

E. In the absence of agreement between the parties, by a unilateral determination by the procurement officer of the costs attributable to the event or situation covered by the clause, plus appropriate profit or fee, all as computed by the procurement officer in accordance with generally accepted accounting principles and applicable sections of chapters 3-123 and 3-126 of the Hawaii Administrative Rules.

4.6 VARIATION IN QUANTITY

Upon agreement of the parties, the quantity of goods or services or both specified in this contract may be increased by a maximum of ten (10) percent provided (1) the unit prices will remain the same except for any price adjustments otherwise applicable and (2) the procurement officer makes a written determination that such an increase will either be more economical than awarding another contract or that it would not be practical to award another contract.

SECTION 5 - CONTROL OF WORK

5.1 AUTHORITY OF DIRECTOR - The Director shall decide all questions which may arise as to the quality or acceptability of materials furnished and work performed, the manner of performance and rate of progress of the work, and compensation for work performed, interpretation of the contract and fulfillment of the contract on the part of the Contractor. The Director shall have authority to enforce and make effective such decisions and orders which the Contractor fails to carry out properly and diligently. The decision of the Director shall be final.

5.2 COORDINATION OF PLANS, SPECIFICATIONS AND SPECIAL PROVISIONS - These specifications, plans, special provisions, and all supplementary documents are essential parts of the contract, and a requirement occurring in one is as binding as though occurring in all. They are intended to be complementary and to describe and provide for a complete work.

5.3 CLAIMS AND DISPUTES - The Contractor may give notice in writing to the procurement officer for claims that extra compensation, damages, or an extension of time for completion is due the Contractor for one or more of the following reasons:

- A. Requirements not clearly covered in the contract, or not ordered by the procurement officer as an extra work;
- B. Failure between the State and the Contractor to agree to an adjustment in price for a contract change order issued by the State; or
- C. An action or omission on the part of the procurement officer requiring performance changes within the scope of the contract.

The Contractor shall continue with performance of the contract in compliance with the directions or orders of the procurement officer, but by so doing, the Contractor shall not be deemed to have prejudiced any claim for additional compensation, damages, or an extension of time for completion; provided:

- A. The notice in writing be given:
 - 1. Before the commencement of the work involved, if at that time the Contractor knows of such requirements or the occurrence of such actions or omissions; or
 - 2. Within thirty (30) calendar days after the

Contractor knows of such requirements or the occurrence of such action or omission if the Contractor did not have such knowledge before the commencement of the work; or

3. Within thirty (30) calendar days after receipt of the written contract change order that was not agreed upon by both parties; or

4. Within such further time as may be allowed by the procurement officer in writing.

B. The notice shall clearly state the Contractor's intention to make claim and the reasons why the Contractor believes that additional compensation, changes or an extension of time may be remedies to which the Contractor is entitled; and afford the procurement officer every facility for keeping records of the actual cost of work. Failure on the part of the Contractor to give such notification or to afford the procurement officer proper facilities for keeping strict account of actual cost shall constitute waiver of the claim for such extra compensation. The filing of such notice by the Contractor and the keeping of costs by the procurement officer shall not in any way be construed to prove the validity of the claim.

The procurement officer will review the notice and render a decision. The procurement officer's decision shall be final and conclusive unless, within thirty (30) calendar days from the date of the decision, the Contractor mails or otherwise furnishes a written appeal to the Director. The decision of the Director shall be final. Later notification of such claims shall not bar the Contractor's claim unless the State is prejudiced by the delay in notification. No claim by the Contractor for an adjustment hereunder shall be allowed if notice is not given before final payment under this contract. Any adjustment in the contract price made pursuant to this clause shall be determined according to Section 4.5 - Price Adjustment.

The provisions of this Section shall not be construed as establishing any claims contrary to the terms of Section 4.4 - Changes and Claims for Adjustment.

Nothing herein contained, however, shall excuse the Contractor from compliance with any rules of law precluding any state officers and any Contractors from acting in collusion or bad faith in issuing or performing contract change orders which are clearly not within the scope of the contract.

SECTION 6 - CONTROL OF MATERIAL AND EQUIPMENT

6.1 DEFECTIVE MATERIALS - All materials not conforming to the requirements of these specifications or the special provisions shall be considered defective and all such materials, whether in place or not, shall be rejected. They shall be removed immediately from the site of the work, unless otherwise permitted by the Director. No rejected materials, the defects of which have been subsequently corrected, shall be used until approval in writing has been given by the Director. Upon failure on the part of the Contractor to comply promptly with any order to remove and replace defective materials, the Director may remove and replace defective material and to deduct the cost of removal and replacement from any monies due or to become due the Contractor.

6.2 TRADE NAMES AND ALTERNATES - For convenience in designation on the plans or in the specifications, certain equipment or articles or materials may be designated under a trade name or the name of a manufacturer and its information catalogue. The use of alternate equipment or an article or material which is of equal quality and of the required characteristics for the purposes intended will be permitted, subject to the written approval of the Director, in accordance with the following requirements:

A. QUALIFICATION BEFORE BID OPENING - When the specifications and/or plans specify one or more manufacturer's brand names of materials or equipment to indicate a quality, style, appearance, or performance, the bidder will be assumed to have based its bid on one of the specified named products, except where such proprietary product are specified, alternate brands may be qualified if found equal or better by the Director. Bidders requesting qualification of alternate proprietary products must submit a request to the Director for review and approval at the earliest date possible, but in any event, such request must be received at the Contracts office not later than ten (10) days before the bid opening date, not including the bid opening date.

It shall be the responsibility of the bidder to submit sufficient evidence based upon which a determination can be made by the Director that the alternate brand is qualified. The evidence shall be transmitted with a covering letter which shall list the evidence submitted and the items for which the substitution is requested.

If the evidence accompanying a request for substitution is insufficient to qualify a particular

model, the request shall be denied provided that further evidence may be submitted to qualify the item five (5) days prior to the bid opening date if the initial request was made prior to the deadline set above.

B. SUBSTITUTION AFTER BID OPENING - Substitution of material or equipment will not be allowed after the bid opening date except under the following unforeseen circumstances:

1. If a specified or pre qualified item is delayed by a lengthy strike in the factory or other unforeseeable contingency beyond the control of the Contractor which would cause an abnormal delay in the project completion.
2. If a specified or pre qualified item is found to be unusable due to change or other circumstances.
3. If the Contractor is willing to provide a more recently developed or manufactured item of material or equipment of the same manufacturer which the Director determines to be equal or better than the one specified or pre-qualified.

A substitution request, regardless of reason, shall be fully explained in writing by the Contractor and shall include its justification for said request, the quantities and unit prices involved, quotations and such other documents as are deemed necessary to support the request. Any savings in cost will accrue to the State and any additional cost for the substituted items will be paid by the Contractor.

The burden of proof as to the comparative quality and suitability of alternate equipment, articles, or materials shall be upon the bidder or Contractor and bidder or Contractor shall furnish, at its own expense, all information necessary or related thereto as required by the Director. The Director shall be the sole judge as to the comparative quality and suitability of alternate equipment, articles or materials and the Director's decisions shall be final.

The above shall not be construed to mean that substitution for brand name specified materials and equipment will be allowed; the Director reserves the right to deny any request he deems irregular or not in the best interest of the State.

6.3 ASSIGNMENT OF ANTITRUST CLAIMS FOR OVERCHARGES FOR GOODS AND MATERIALS PURCHASED

A. Vendor and purchaser recognize that in actual economic practice, overcharges resulting from antitrust violations are in fact usually borne by the purchaser. Therefore, vendor hereby assigns to purchaser any and all claims for such overcharges as to goods and materials purchased in connection with this order or contract, except as to overcharges which result from antitrust violations commencing after the price is established under this order or contract and which are not passed on to the purchaser under an escalation clause.

B. Contractor and owner recognize that in actual economic practice, overcharges resulting from antitrust violations are in fact usually borne by the owner. Therefore, contractor hereby assigns to owner any and all claims for such overcharges as to goods and materials purchased in connection with this order or contract, except as to overcharges which result from antitrust violations commencing after the price is established under this order or contract and any change order. In addition, contractor warrants and represents that each of its first tier suppliers and subcontractors shall assign any and all such claims to owner, subject to the aforementioned exception.

SECTION 7 - LEGAL RELATIONS AND RESPONSIBILITY

7.1 LAWS TO BE OBSERVED - The Contractor shall comply with all federal, state, city and county laws, ordinances, rules and regulations which in any manner affect those engaged or employed in the work, the materials used in the work, and the conduct of the work. Any reference to such laws, ordinances, rules and regulations shall include any amendments thereto effective as of the date of the call for sealed proposals.

The Contractor shall hold harmless, indemnify, defend and where appropriate, insure the State, its officers, agents and employees against any claim or liability arising from or based on the violation of any such laws, ordinances, rules or regulations. If any discrepancy or inconsistency is discovered in the contract for the work in relation to any law, ordinance, rule, regulation, order or decree, the Contractor shall forthwith report the same to the Director in writing.

7.2 PERMITS AND LICENSES - The Contractor shall procure all permits and licenses, pay all charges and fees, and give all notices necessary and incident to the due and lawful prosecution of the work.

7.3 PATENTS - The Contractor shall assume all costs arising from the use of patented materials, equipment, devices, or processes used on or incorporated in the work, and shall hold harmless, indemnify, defend and where appropriate, insure the State, its officers, agents and employees from all suits at law or actions of every nature, for or on account of the use of any patented materials, equipment, devices or processes.

7.4 RESPONSIBILITY FOR INJURY AND DAMAGE - The State, its officers, agents and employees shall not be held accountable in any manner for any loss or damage to the work or any part thereof, or for any of the materials and equipment used or employed in performing the work, or for any injury to any person or persons either workers or the public, or for any damage to property caused by the Contractor or its workers or any one employed by the Contractor. The Contractor shall be responsible for any liability imposed by law for any injury to any person or any damage to property resulting from defects or obstructions or from any cause whatsoever during the progress of the work or at any time before its completion and final acceptance. The acceptance of the completed work of the Contractor by the Director shall not relieve the Contractor from any liability which may have accrued or may accrue as a result of the performance of the work by the Contractor. The Contractor shall hold harmless, indemnify, defend and where appropriate, insure the State, its officers, agents and employees, from all suits or actions of every name, kind and description, brought for or on account of

any injuries or damages sustained by any persons or property caused by the Contractor, its servants or agents, or by or on account of any act or omission of the Contractor or its servants or agents, regardless of whether such actions or any claim is brought against them or any one of them before or after the final acceptance of the work. In addition to any remedy authorized by law, the State may withhold payment of any money due to Contractor as shall be reasonable until disposition has been made of any suits or claims for injuries or damages.

It is not the intention of the parties to this contract to make the public or any member thereof a third party beneficiary hereunder, or to authorize anyone not a party hereto to maintain a suit for personal injuries or property damage based on a contract theory of liability. In any event, the Contractor shall hold harmless, indemnify, defend and where appropriate, insure the State from suits and claims for personal injuries or property damage where such injuries or damage are caused by the negligent acts or omissions of the Contractor, its agents or employees.

7.5 COOPERATION BETWEEN CONTRACTORS - Where two or more Contractors are employed on related or adjacent work, each shall conduct its operations in such a manner as not to cause any unnecessary delay or hindrance to the other.

7.6 CONTRACTOR'S RESPONSIBILITY FOR WORK - Until the acceptance of the contract, the Contractor shall have the charge and care thereof and shall bear the risk of injury or damage to any part thereof by the action of the elements or from any other cause, whether arising from the execution or from the non-execution of the work. The Contractor shall rebuild, repair, restore, and make good all damages to any portion of the work occasioned by any of the above causes before its completion and acceptance and shall bear the expenses thereof.

7.7 NO PERSONAL LIABILITY - Neither the Director nor any other officer or authorized employee of the Department shall be personally responsible for any liability arising under the contract.

7.8 INSURANCE - Prior to commencing with the work, the Contractor shall, at its own expense, obtain and submit to the Department, Certificate of Insurance from an insurance company authorized by the laws of the State to issue such insurance in the State of Hawaii showing full policy coverage of the Contractor.

TYPES OF INSURANCE:

A. Workers' Compensation:

The Contractor shall obtain worker's compensation insurance for all persons whom they employ in carrying out the work under this contract. This insurance shall be in strict conformity with the requirements of the most current and applicable State of Hawaii Worker's Compensation Insurance laws in effect on the date of the execution of this contract and as modified during the duration of the contract. The minimum limit of liability for workers compensation is the HRS 386 statutory limit.

B. Comprehensive Automobile Liability:

The Contractor shall obtain Auto Liability Insurance covering all owned, non-owned and hired autos with a combined single Limit of not less than \$1,000,000 per accident for bodily injury and property damage with the State of Hawaii named as additional insured. The required limit of insurance may be provided by a single policy or with a combination of primary and excess policies.

C. Commercial General Liability:

The Contractor shall obtain General Liability insurance with a limit of not less than \$1,000,000 per occurrence and in the aggregates. The General liability insurance shall include the State of Hawaii as an additional insured. The required limit of insurance may be provided by a single policy or with a combination of primary and excess policies.

All policies must provide that 30 days prior written notice of cancellation or material change in coverage be given to certificate holders stated above.

Such insurance when accepted by the Director in writing shall become applicable and shall remain unmodified throughout the entire term of the contract and in no event shall be terminated or otherwise allowed to lapse prior to written certification of final acceptance of the work by the State. Such insurance aforementioned shall cover the State for all work performed under the contract, all work performed incidental thereto or directly or indirectly connected therewith, including other work performed outside of the work area, and all change orders.

Any delay in the submission and approval of insurance certificates shall not be justification of or grounds for a request by the Contractor postponing the issuance of a notice to proceed notwithstanding the fact that the Contractor shall not be allowed to proceed with the work until said certificates are submitted and approved.

Failure to obtain insurance in accordance with the Section, on the part of the Contractor, shall be considered a major breach of the contract; and should the State be forced to expend funds which would have been covered under the insurance, the Contractor agrees to assume the liability for such funds and to indemnify and hold the State harmless.

SECTION 8 - PROSECUTION AND PROGRESS

8.1 PROGRESS OF WORK - The Contractor shall diligently prosecute the work to completion within the time limit specified in the proposal. The Contractor shall give its personal attention to the fulfillment of the contract and shall keep the work under its control. Work shall commence on the date indicated in the "Notice to Proceed" letter from the State.

8.2 LIQUIDATED DAMAGES - Time is of the essence in this contract and in case the Contractor fails to complete the work within the time specified in the proposal, damages will be sustained by the State. Since the amount of damages is difficult and not possible of definite ascertainment and proof, the amount of such damages are fixed in advance at the sum shown in the proposal for each and every calendar (or working) day which the Contractor has delayed in the completion of this contract; and the Contractor shall pay such amount as liquidated damages, and not by way of penalty, and in case the same are not paid, the State may deduct such amount thereof from any monies due or that may become due the Contractor under this contract.

If the Contractor finds it impossible for reasons beyond its control to complete the work within the contract time as specified, the Contractor shall, within 10 days from the first day of notification from the manufacturer or supplier of any delay and prior to the expiration of the contract time, make a written request to the Director for an extension of time setting forth therein the reasons which the Contractor believes will justify the granting of its request.

The Contractor's plea that insufficient time was specified is not a valid reason for extension of time. If the Director finds that the work was delayed because of conditions beyond the control and without the fault of the Contractor, the Director may extend the time for completion in such extension as the conditions justify. The extended time for completion shall then be in full force and effect the same as though it were the original time for completion.

8.3 TEMPORARY SUSPENSION OF WORK

A. Order to stop work. The Director, may, by written order to the contractor, at any time, and without notice to any surety, require the contractor to stop all or any part of the work called for by this contract. This order shall be for a specified period not exceeding sixty (60) days after the order is delivered to the contractor, unless the parties agree to any further period. Any such order shall be identified specifically as a stop work order issued pursuant to this section. Upon receipt of such an order, the contractor shall forthwith comply with its terms and take all reasonable steps to minimize the occurrence of costs allocable to

the work covered by the order during the period of work stoppage. Before the stop work order expires, or within any further period to which the parties shall have agreed, the Director shall either:

1. Cancel the stop work order; or
2. Terminate the work covered by such order as provided in the "termination for default clause" or the "termination for convenience clause" of this contract.

B. Cancellation or expiration of the order. If a stop work order issued under this section is canceled or if the period of the order or any extension thereof expires, the contractor shall have the right to resume work. An appropriate adjustment shall be made in the delivery schedule or contract price, or both, and the contract shall be modified in writing accordingly; if:

1. The stop work order results in an increase in the time required for, or in the contractor's cost properly allocable to, the performance of any part of this contract; and
2. The contractor asserts a claim for such an adjustment within thirty (30) days after the end of the period of work stoppage; provided that, if the Director decides that the facts justify such action, any such claim asserted may be received and acted upon at any time prior to final payment under this contract.

C. Termination of stopped work. If a stop work order is not canceled and the work covered by such order is terminated for default or convenience, the reasonable costs resulting from the stop work order shall be allowable by adjustment or otherwise.

D. Adjustment of price. Any adjustment in contract price made pursuant to this clause shall be determined in accordance with the price adjustment clause of this contract.

8.4 DEFAULT AND TERMINATION OF CONTRACT

A. Termination by Default. If the contractor refuses or fails to perform any of the provisions of this contract with such diligence as will ensure its completion within the time specified in this contract, or any extension thereof, otherwise fails to timely satisfy the contract provisions, or commits any other substantial breach of this contract, the Director may notify the contractor in writing of the delay or non-performance and if not cured in ten (10) days or any

longer time specified in writing by the Director, such officer may terminate the contractor's right to proceed with the contract or such part of the contract as to which there has been delay or a failure to properly perform. In the event of termination in whole or in part the Director may procure similar goods or services in the manner and upon terms deemed appropriate by the Director. The contractor shall continue performance of the contract to the extent it is not terminated and shall be liable for excess costs incurred in procuring similar goods or services.

1. Contractor's duties. Notwithstanding termination of the contract and subject to any directions from the Director, the contractor shall take timely, reasonable, and necessary action to protect and preserve property in the possession of the contractor in which the State or county has an interest.

2. Compensation. Payment for completed goods delivered and accepted by the State shall be at the contract price. Payment for the protection and preservation of property shall be in an amount agreed upon by the contractor and Director; if the parties fail to agree, the Director shall set an amount subject to the contractor's rights under chapter 3-126, HAR. The State may withhold from amounts due the contractor such sums as the Director deems to be necessary to protect the State against loss because of outstanding liens or claims of former lien holders and to reimburse the State for the excess costs incurred in procuring similar goods and services.

3. Excuse for nonperformance or delayed performance. Except with respect to defaults of subcontractors, the contractor shall not be in default by reason of any failure in performance of this contract in accordance with its terms, including any failure by the contractor to make progress in the prosecution of the work hereunder which endangers such performance, if the contractor has notified the Director within fifteen (15) days after the cause of the delay and the failure arises out of causes such as: acts of God; acts of the public enemy; acts of the State and any other governmental body in its sovereign or contractual capacity; fires; floods; epidemics; quarantine restrictions; strikes or other labor disputes; freight embargoes; or unusually severe weather. If the failure to perform is caused by the failure of a subcontractor to perform or to make progress, and if such failure arises out of causes similar to those set forth above, the contractor shall not be

deemed to be in default, unless the goods or services to be furnished by the subcontractor were unreasonably obtained from other sources in sufficient time to permit the contractor to meet the contract requirements. Upon request of the contractor, the Director shall ascertain the facts and extent of such failure, and if such officer determines that any failure to perform was occasioned by any one or more of the excusable causes, and that, but for the excusable cause, the contractor's progress and performance would have met the terms of the contract, the delivery schedule shall be revised accordingly, subject to the rights of the State under the clause entitled "Termination for Convenience". As used in this paragraph of this clause, the term "subcontractor" means subcontractor at any tier.

4. Erroneous termination for default. If, after notice of termination of the contractor's right to proceed under the provisions of this clause, it is determined for any reason that the contractor was not in default under the provisions of the clause, or that the delay was excusable under the provisions of paragraph (3), Excuse for nonperformance or delayed performance of this clause, the rights and obligations of the parties shall, if the contract contains a clause providing for termination for convenience of the State, be the same as if the notice of termination had been issued pursuant to such clause.

5. Additional rights and remedies. The rights and remedies provided in this clause are in addition to any other rights and remedies provided by law or under this contract.

B. Termination for convenience. The Director may, when the interests of the State so require, terminate this contract in whole or in part, for the convenience of the State. The Director shall give written notice of the termination to the contractor specifying the part of the contract terminated and when termination becomes effective.

1. Contractor's obligation. The contractor shall incur no further obligations in connection with the terminated work and on the dates set in the notice of termination the contractor will stop work to the extent specified. The contractor shall also terminate outstanding orders and subcontracts as they relate to the terminated work. The contractor shall settle the liabilities and claims arising out of the termination of subcontracts and orders connected with the terminated work. The Director

may direct the contractor to assign the contractor's right, title, and interest under terminated orders or subcontracts to the State. The contractor must still complete the work not terminated by the notice of termination and may incur obligations as are necessary to do so.

2. Right to goods. The Director may require the contractor to transfer title and deliver to the State in the manner and to the extent directed by the procurement officer:

- a. Any completed goods; and
- b. The partially completed goods and materials, parts, tools, dies, jigs, fixtures, plans, drawings, information, and contract rights hereinafter called "manufacturing material," as the contractor has specifically produced or specially acquired for the performance of the terminated part of this contract.

The contractor shall, upon direction of the Director, protect and preserve property in the possession of the contractor in which the State has an interest. If the Director does not exercise this right, the contractor shall use the contractor's best efforts to sell such goods and manufacturing materials. Use of this section in no way implies that the State has breached the contract by exercise of the termination for convenience clause.

3. Compensation:

a. The contractor shall submit a termination claim specifying the amounts due because of the termination for convenience together with cost or pricing data to the extent required by subchapter 15, chapter 3-122, HAR, bearing on such claim. If the contractor fails to file a termination claim within one (1) year from the effective date of termination, the Director may pay the contractor, if at all, an amount set in accordance with subparagraph c. below.

b. The Director and the contractor may agree to settlement provided the contractor has filed a termination claim supported by cost or pricing data to the extent required by subchapter 15, chapter 3-122, HAR, and that the settlement does not exceed the total contract price plus settlement costs reduced by payments previously made by the State, the

proceeds of any sales of goods and manufacturing materials under paragraph (2) of this clause, and the contract price of the work not terminated.

c. Absent complete agreement under subparagraph b above, the Director shall pay the contractor the following amounts, provided payments agreed to under subparagraph b. shall not duplicate payments under this subparagraph for the following:

(i) Contract prices for goods or services accepted under the contract;

(ii) Costs incurred in preparing to perform and performing the terminated portion of the work plus a fair and reasonable profit on such portion of the work, such profit shall not include anticipatory profit or consequential damages, less amounts paid or to be paid for accepted goods or services; provided that if it appears that the contractor would have sustained a loss if the entire contract would have been completed, no profit shall be allowed or included and the amount of compensation shall be reduced to reflect the anticipated rate of loss;

(iii) Costs of settling and paying claims arising out of the termination of subcontracts or orders pursuant to paragraph (1) of this clause. These costs must not include costs paid in accordance with subparagraph (ii) above.

(iv) The reasonable settlement costs of the contractor including accounting, legal, clerical, and other expenses reasonably necessary for the preparation of settlement claims and supporting data with respect to the terminated portion of the contract and for the termination of subcontracts thereunder, together with reasonable storage, transportation, and other costs incurred in connection with the protection or disposition of property allocable to the terminated portion of this contract. The total sum to be paid the contractor under this subparagraph shall not exceed the total contract price plus the reasonable settlement cost of the contractor reduced by the amount of

payments otherwise made, the proceeds of any sales of supplies and manufacturing materials under subparagraph b. of this paragraph, and the contract price of work not terminated.

d. Cost claimed, agreed to, or established under subparagraphs b. and c. shall be in accordance with chapter 3-123, H.A.R. bearing on such claim.

8.5 TERMINATION OF CONTRACTOR'S RESPONSIBILITY - The contract will be considered complete when all work has been completed, the work accepted by the Director, and the final estimate paid. The Contractor will then be released from further obligation except as set forth in the contract and bond, when applicable.

SECTION 9 - PAYMENT

9.1 PAYMENT - The Contractor's bid price shall be inclusive of all costs, direct or indirect, including all taxes, required for the fulfillment of this contract.

Contract payments to the Contractor by the State shall be full payment, for furnishing all labor, and for furnishing and delivering all equipment, materials, supplies and other incidentals to the location(s) designated in these specifications.

9.2 PROGRESS PAYMENTS - If more than one shipment is required under these specifications, progress payments may be made to the Contractor after each shipment, provided the equipment materials, supplies, etc., furnished and delivered have satisfactorily met the requirements of these specifications. Five per cent (5%) of the amount of each progress payment shall be retained by the Department until the final acceptance of the work.

To expedite processing of all payments, for item(s) furnished and delivered to the Department, the Contractor shall forward an original and one copy of invoice with each shipment made to the recipient office.

Each invoice shall contain the following:

- A. Vendor's name, address and phone number.
- B. Contract or Purchase Order No.
- C. Description of item, the quantity, unit or lump sum price, sub-total and total.

9.3 FINAL ACCEPTANCE AND FINAL PAYMENT - Final acceptance means the acceptance in writing by the Director of the satisfactory completion of the work as provided under Section 8.5 followed by final payment in accordance with the Director's final estimate. The Department shall make final acceptance and payment promptly after the contract has been satisfactorily completed and final inspection made.

No payment will be made for any work which was not authorized by the Director in writing.

Final payment shall be made only after the issuance of the notice of final acceptance and after the Contractor has filed with the Director the following:

- A. Consent of the Contractor's surety, when applicable, of the final payment;

B. Satisfactory evidence by affidavit that all debts resulting from the contract have been fully paid or satisfactorily secured;

C. A current "Certificate of Vendor Compliance" issued by the Hawaii Compliance Express (HCE). The Certificate of Vendor Compliance is used to certify the Contractor's compliance with (a) Section 103D-328, HRS (for all contracts \$25,000 or more) which requires a current tax clearance certificate issued by the Hawaii State Department of Taxation and the Internal Revenue Service; (b) Chapters 383, 386, 392, and 393, HRS; and (c) Subsection 103D-310(c), HRS. The State reserves the right to verify that compliance is current prior to the issuance of final payment. Contractors are advised that non-compliance status will result in final payment being withheld until compliance is attained.

The filing of willfully false affidavits will disqualify the Contractor from bidding on future work of the Department.

SECTION 10-GENERAL SPECIFICATIONS FOR MOTOR VEHICLES

10.1 GENERAL DESCRIPTION

The Contractor shall furnish and deliver herein described vehicles to various agencies statewide.

10.2 GENERAL SPECIFICATIONS

A. Bid Requirements

The following requirements are due at the time of bid opening and must be submitted with bid. Failure to conform to these requirements shall result in the rejection of bid items that are missing the required information.

1. The Bidder shall complete the Year, Make, Manufacturer, Model Name and Number, the Unit Bid Price, Applicable Taxes, and the Total Amount for Comparison Bids for each bid item in the Proposal Schedule it intends to submit prices for.
2. The Bidder shall provide for warranty, maintenance and repair service information for the proposed vehicle chassis, body and equipment on the island the motor vehicle is operated. The Bidder shall complete the Warranty, Service and Repair Facility information in the Proposal Schedule for each bid item it intends to submit prices for. The maintenance and repair services shall be available for five (5) years or 100,000 miles whichever occurs first.
3. The Bidder shall comply and submit with their Bid Proposal the required certifications and documents set forth in the "FTA Federal Certifications" section of this specification. This includes the "Certification and Restrictions on Lobbying", "Government-Wide Debarment and Suspension", "Bus Testing Certification", "Pre-Award Certification for Procurement of Rolling Stock (Vendor)", and "Transit Vehicle Manufacturer (TVM) Certification".

B. Bidder Eligibility

To be eligible for award, the lowest responsive and responsible bidder must fulfill and submit the following:

1. At the time of bidding, registered on SAM.GOV without exclusions.
2. At the time of bidding, ensure the vehicle manufacture is listed on the Transit Vehicle Manufacturers (TVM) list to certify that the manufacturer has complied with Disadvantaged Business Enterprise (DBE) program requirements.

3. Prior to award, "Certificate of Vendor Compliance" issued from the Hawaii Compliance Express (HCE), which may be submitted in place of the Tax Clearance Certificate, Certificate of Compliance and Certificate of Good Standing, in accordance to the Hawaii Revised Statutes (HRS) §103D-310(c) and Hawaii Administrative Rules (HAR) §3- 122-112.
4. Prior to award, valid repair dealer license(s) as required by Chapter 437B, Hawai'i Revised Statues, for the Service and Repair Facilities listed on the Proposal Schedule.

Items 1 and 2 listed above is required at the time of bid. Items 3 and 4 listed above will not be required at the time of bid. The Department will contact the apparent low Bidder to submit copies of documents that demonstrate the eligibility requirements for items 3 and 4 are met prior to award. If valid documents are not submitted to the Department on a timely basis for award of a contract, a Bidder otherwise responsive and responsible may not receive the award.

This procurement is funded by the Federal Transit Administration, and therefore the requirement for licensing under Chapter 437-2 Hawai'i Revised Statues, shall not apply to this procurement as the State law conflicts with the Federal law defined under 49 U.S.C. Section 5325.

C. Quality of Vehicle

1. All low floor minivans furnished shall be a new vehicle with no more than 1,000 miles on the odometer, allowed for manufacturing, testing, and delivery purpose. All fourteen (14) passenger cutaway vans and ten (10) passenger vans shall be a newer vehicle with no more than 3,000 miles on the odometer, allowed for manufacturing, testing, and delivery purpose.
2. All vehicles shall comply with applicable Federal, State and Local requirements. If requested, the Contractor shall provide written documentation to substantiate compliance.
3. All vehicles and equipment furnished under these provisions and of its respective kind shall be completely assembled and free of defects.
4. All vehicles furnished shall have heavy duty undercoating and rust proofing per industry standards.
5. Any and all items of equipment, components and accessories as listed on the manufacturer's specifications as standard items of equipment, whether stated herein or not, shall be included.

D. Submittals Prior to Placing Order

1. Twenty (20) calendar days prior to placing the order, the Contractor shall submit an interior floor plan with sufficient dimensions that will allow the State to verify compliance with ADA requirements for vehicles with wheelchair positions. All wheelchair positions and lift/ramp locations must be shown.

E. Factory Inspection

1. The State reserves the right to inspect each vehicle during the assembly process at the factory. The Contractor shall notify the State once the anticipated start date is known and no later than ninety (90) calendar days prior to the anticipated completion of the vehicle(s). Compliance to Federal requirements will be reviewed and may include, but not limited to, Buy America and Federal Motor Vehicle Safety Standards (FMVSS). Vehicle assembly and fit and finish may also be inspected.
2. Inspections will be performed by the State or an authorized agent of the State. The inspection of or the failure to inspect the work shall not relieve the Contractor of obligations to fulfill the contract as prescribed, to correct defective work, and to replace unsuitable or rejected materials regardless of whether payment for such work has been made.

F. Documentation

1. Upon delivery, unless otherwise stated in the individual vehicle specifications, the Contractor shall provide the following:
 - Two (2) copies of owner-operator manual for vehicle and all add-on equipment with each vehicle. The manuals shall be provided in a hardcopy and an electronic copy (CD/DVD or latest technology).
 - One (1) copy of service manual and one (1) copy of the parts manual. Hardcopy and/or electronic copy (CD/DVD or latest technology) is acceptable.
 - Manufacturer's recommended maintenance schedule.
 - List of factory trained and authorized vendors and personnel with phone number and address, able to provide service and support.
2. The Contractor shall process, pay and provide to the recipient agency within two-hundred seventy days (270) of issuances of the Notice to Proceed (NTP):

- Registration, title of the motor vehicle and mounted license plates
- Hawaii Safety Inspection and Official Decal
- Notarized Certificate of Bill of Sale (not required for Oahu dealerships)
- Certificate of Weight and Measures (required if factory-furnished vehicle weight is unavailable; i.e. vehicles with post-factory modifications or alterations). Certificate must include year, make, model number and vehicle identification number. Verified weight in pounds must be officially machine-stamped; handwritten will not be acceptable.

G. Delivery and Acceptance

1. The Contractor shall notify the State in writing a minimum of thirty (30) calendar days in advance of the anticipated delivery date. The State will then schedule a tentative on-site delivery date with the vehicle recipient(s) within the two hundred seventy (270) calendar days of Notice to Proceed from the Department of Transportation.
2. Representatives of the Contractor, State, and vehicle recipient shall be present at the receiving agency. Vehicle deliveries to any island except the island of Oahu must be consolidated to minimize the State's inter-island travel. Contractor must coordinate vehicle deliveries with the Federal Transit Administration (FTA) 5310 Project Manager of the Statewide Transportation Planning Office.
3. The Contractor shall deliver the motor vehicle completely serviced, detailed, cleaned, in full operational condition upon delivery.
4. Upon delivery, the Contractor shall perform a demonstration of the vehicle's operational features, go through the documentation provided, and allow the recipient to test drive the vehicle prior to acceptance. The State and vehicle recipient will be allowed to thoroughly inspect the vehicle prior to acceptance. The Contractor shall plan on a minimum of 30 minutes per vehicle for this activity.
5. The Contractor must correct any deficiencies found before the vehicle is accepted.

6. Upon acceptance of a vehicle, the Contractor will be notified by the State that the vehicle has been accepted and a payment request can be submitted. See Section 9 and the SPECIAL PROVISIONS for PAYMENT procedures.

H. Delivery Extension

1. Contractor shall complete delivery within the time allowed in the contract. If Contractor fails to deliver within the time allowed; liquidated damages as specified in the Proposal Schedule on Page PF-1 shall apply.
2. Contractor shall not be held responsible for delay due to reasons beyond his control, provided that notification is provided in accordance with Section 8.2 LIQUIDATED DAMAGES, as amended by the SPECIAL PROVISIONS.
3. REQUEST FOR EXTENSIONS WILL NOT BE CONSIDERED WITHOUT A COPY OF THE FACTORY ORDER AND FACTORY CONFIRMATION OF THE ORDER AND WITHOUT DOCUMENTS SUBSTANTIATING THAT THE CAUSE(S) FOR DELAY IS, IN FACT, BEYOND THE CONTROL OF THE CONTRACTOR. The State shall be the sole judge of whether such delay is beyond the control of the contractor and whether an extension will be granted.

I. Vehicle Warranty

1. Vehicle Powertrain warranty period shall be for a minimum of five (5) years or 60,000 miles whichever occurs first. Chassis warranty shall be for a minimum of three (3) years or 36,000 miles whichever occurs first. Warranty period shall begin from the date the vehicle is accepted by the State. The mileage warranties shall begin from the odometer reading at the time of acceptance.
2. Contractor shall replace or repair defective material and workmanship at no cost to the State for parts and labor during the warranty period unless such defects are due to abuse or negligence on the part of the State.
3. If a warranty covered repair becomes necessary, the Contractor must complete all repairs within fifteen (15) working days from the date of initial notification. If the Contractor cannot complete the repair within the allotted fifteen (15) working days, Contractor must provide a loaner vehicle for use until the repaired vehicle is returned. The loaner vehicle must be able to provide the same general

transportation service as the vehicle being repaired.

4. Warranty service for all components must be made available on the island of delivery for the duration of the warranty.

J. Equipment Warranty

1. Any equipment provided with the vehicle that is not covered by the vehicle warranty shall be fully guaranteed against defects resulting from negligent workmanship and all design and manufacturing defects by the Contractor for a minimum period of one (1) year or for the period guaranteed by the manufacturer, whichever is greater.
2. Equipment warranty period shall begin from the date vehicle is accepted and placed in service.
3. Equipment warranty documents shall be delivered with vehicles and shall detail Manufacturer's obligation and warranty procedures.
4. Equipment warranty service for all components must be made available on the island of delivery for the duration of the warranty.

STATE OF HAWAII
DEPARTMENT OF TRANSPORTATION
STATEWIDE TRANSPORTATION PLANNING OFFICE

VEHICLE SPECIFICATIONS

<p align="center">Item 1 Low Floor Minivan; One (1) Wheelchair Position Manual Bi-Fold Swing-Away Ramp</p>		
Seating Capacity		6 Ambulatory (includes driver); 1 Wheelchair
Vehicle Classification:		Light Duty Motor Vehicle
Delivery Information:		The Arc of Hilo 1099 Waianuenue Ave. Hilo, Hawaii 96720
	Description	Specifications
1	CHASSIS	
A	Vehicle Dimensions	Wheelbase: 121" (min) Overall length: 202" (min) Overall height: 68" (min) Overall width: 78" (min)
B	GVWR	Not to exceed manufacturer stated GVWR and conforms to Federal Motor Vehicle Safety Standards (FMVSS)
C	Engine	minimum 3.6 L, V-6, gasoline engine with electronic fuel injection
D	Transmission	minimum 6-speed automatic, electronically controlled with overdrive
E	Tilt Wheel/ Power Steering	Equipped with power steering and a tilt steering column, adjustable for various up and down positions.
F	Electrical	Dashboard instrumentation containing but not limited to: Speedometer, odometer, fuel and oil pressure gauges, coolant temperature, ammeter or voltmeter, and door ajar indicator light. OEM tilt steering wheel and cruise control Audio - Bluetooth capable AM/FM stereo with USB port and factory installed speakers
G	Back-up Alarm	Reverse alarm and reverse sensing system
H	Reverse Camera	OEM reverse camera and dash monitor
I	Alternator	Equipped with heaviest duty alternator available from manufacturer
J	Battery	Equipped with heaviest duty battery available from manufacturer
K	Brakes	Shall be power-assisted 4-wheel disc type, anti-lock braking system. OEM parking brake assemblies and dash warning light
L	Fuel Tank	Equipped with largest available from manufacturer. Tank, fuel lines and hardware must meet all current FMVSS and EPA requirements. Fuel tank shall be full at time of delivery
M	Suspension	Front: OEM suspension and components with heavy duty shock absorbers Rear: Heavy duty load-leveling air suspension with heavy duty shock absorbers Shall maintain ground clearance and meet all ADA requirements for entry when a ramp is utilized

N	Wheels and Tires	All tires shall be from the same manufacturer and all season, tubeless, steel radial blackwall. Shall be the largest size available from the vehicle manufacturer to meet the GVWR rating and equipped with wheel covers Tire pressure monitoring sensor OEM spare tire, includes jack and tool kit
O	Radiator	OEM radiator, heaviest duty available for maximum cooling
P	Windshield Wipers	Front: 2 speed with interval option and washer Rear: wiper/washer
Q	Alignment	Shall have a four (4) wheel alignment at final point of inspection, just prior to delivery
2	BODY AND EQUIPMENT	
A	Bumpers	Front and rear bumper shall be OEM
B	Doors	OEM driver and passenger front doors with power locks Manual driver and passenger side (mobility ramp) sliding doors Rear door emergency exit with quick release, manual override for opening the locked door from inside the vehicle. Shall provide decal showing operating instructions.
C	Windows	Equipped with power windows and OEM standard tinted windows
D	Color (Paint)	OEM white exterior paint
E	Seating	All seats shall be covered with vinyl and must comply with FMVSS. Seat colors shall match the OEM seats color of beige or grey. Driver seat: OEM power and fixed Front passenger seat: OEM and removable to roll out for mobility aid access/securement. 2nd row seat: forward facing 2-passenger fold-away seat with seat belts and shall be positioned in the wheelchair securement area. 3rd row rear bench seat to accommodate 2 passengers with foot rest
F	Grab Handles	Factory installed OEM
G	Mobility Aid Ramp	Side or rear entry, fold-out manual wheelchair ramp Shall have minimum usable width of 30" and a slope meeting the requirements of ADA, 49 CFR Surface shall be continuous and made skid resistant through powder coating and a rated capacity of 800 lb. or greater.
H	Lighting	All vehicle lighting shall conform to ADA 49 CFR, Part 38, Subpart B OEM interior and exterior lights Daytime running lights
I	Air conditioning	OEM heating/defrosting and air conditioning system with vents front and rear
J	Flooring	Anti-slip ADA flooring. Gray Altro or equivalent.
K	Mirrors	Interior rear view: manufacturer standard OEM left and right exterior manual folding mirror
L	Sun Visor	Driver/front-passenger sun visors-vinyl trimmed

3	SAFETY EQUIPMENT	
A	Emergency Reflectors	Mounted and removable kit containing three reflective warning triangles
B	First Aid Kit	Kit with metal case mounted securely to the inside of the vehicle near driver 10 unit conforms to DOT and OSHA requirements
C	Fire Extinguishers	Metal body 2.5 lb., 2A10BC, dry chemical, mounted for easy access to driver but not impede the ingress and egress of passengers
4	WHEELCHAIR SECUREMENT AREA	
A	Wheelchair Position(s)	One (1) Wheelchair Position
B	Wheelchair Securement System	Shall be installed according to ADA requirements. Securement location shall be located in one (1) position; wheelchair position shall be in the center of the vehicle behind the driver and passenger seats. Q'Straint wheelchair restraint track system or approved equal Provide storage method for tie downs when not in use
C	Lap and Shoulder Restraint	All belt components shall meet ADA requirements. See Attachment A.

<p align="center">Item 2 Fourteen (14) Passenger; Three (3) Wheelchair Positions Lift Located Curbside Immediately Rear of Front Entrance</p>		
Seating Capacity	14 Ambulatory; 3 Wheelchairs	
Vehicle Classification:	Light Duty Motor Vehicle	
Delivery Information:	<p align="center">Hawaii County Economic Opportunity Council Nutrition Program 47 Rainbow Drive Hilo, Hawaii 96720</p>	
	Description	Specifications
1	CHASSIS	
A	Vehicle dimensions	Wheelbase: 158" (min) Exterior width: 94" (min)
B	GVWR	Not to exceed manufacturer stated GVWR and conforms to Federal Motor Vehicle Safety Standards (FMVSS)
C	Engine	Minimum 7.3L V-8 gasoline engine
D	Transmission	minimum 6-speed automatic transmission with overdrive and auxiliary cooler
E	Tilt Wheel/ Power Steering	Equipped with power steering and a tilt steering column
F	Electrical	Dashboard instrumentation containing but not limited to: Speedometer, odometer, fuel and oil pressure gauges, coolant temperature, ammeter or voltmeter, and door ajar indicator Intermotive or approved equal, wheelchair interlock and fast idle system with both automatic and manual fast idle functions
G	Sound System	Bluetooth capable AM/FM stereo radio with clock, USB port and factory installed front and rear speakers
H	Alternator	Equipped with the heaviest duty alternator available from manufacturer
I	Battery	Dual batteries, 600 CCA (min), in body compartment on slide out tray with stainless steel roller bearings
J	Brakes	Power dual hydraulic front and rear disc with ABS anti-lock brakes Parking brake with foot pedal apply
K	Fuel Tank	Fifty (55) gallon with key locking fuel door Fuel tank shall be full at time of delivery
L	Axle GAWR	Front: 5,000 lbs (min) or manufacturer's GAWR (whichever is greater) Rear: 8,500 lbs (min) or manufacturer's GAWR (whichever is greater) Axle ratio suitable for use in both city and highway driving
M	Drive Shaft	Protective metal guard(s) for the driveline shaft(s) installed
N	Suspension	Suspension system shall be heavy duty and meet manufacturer and Federal GAWR requirements for GVWR of the vehicle Front suspension shall be OEM with shock absorbers and stabilizer bar Heavy duty multi leaf spring rear suspension with shock absorbers and MORryde rear add-on rubber suspension or equal
O	Wheels and Tires	Six (6) radial tires, single front, dual rear, highway tread and rating suitable for GVWR No spare tire needed Tires to be 4-point aligned after vehicle arrives on island. Copy of alignment report with weight distribution analysis to be provided upon delivery
P	Radiator	OEM heavy-duty radiator available for maximum cooling
Q	Windshield Wipers	Two (2) speed with interval option and washer

2	BODY (EXTERIOR)	
A	Structure	Meets all applicable FMVSS
B	Insulation	Minimum 1" insulation in body sides, rear, and roof.
C	Doors	Curbside front entrance: Power operated door with a two (2) panel design. The entry door frame to be constructed with stainless steel. Control from the driver's seat. Rear emergency door: Glass in upper and lower sections Labeled "EMERGENCY DOOR" with 2" lettering inside and outside side Sliding bar latch with buzzer and door lock that disables starter and buzzes when door is locked Arrow indicating direction of door handle action inside and outside Decals or lettering indicating location and opening instructions
D	Step Wells	Individual step risers shall be a maximum of 9.5" in height with step tread a minimum of 8.5" deep Bottom step tread shall not exceed 12.5" from the the ground unloaded Equipped with LED stepwell light.
E	Handrails	Stainless steel sloping grab rails located both sides of the entrance door
F	Windows	All tinted including shaded windshield Passenger windows: Horizontal sliding sash or "T type" Factory tinted Two (2) push out emergency windows per side with buzzers and lettering or decals to indicate location and opening instructions
G	Bumpers	Front OEM chrome and rear painted steel bump
H	Color (Paint)	OEM white finish
3	BODY (INTERIOR)	
A	Dimensions	Headroom: 75" (min) Interior width: 85" (min) Aisle width: 16" (min) for the entire length of passenger compartment
B	Seating	Driver's: High back, adjustable fore and aft with right armrest Retractable 3 point seat belt Level 4 upholstery (min.) With the following adjustments: Forward and back Backrest pitch All Passenger's: Forward facing foldaway seats with arm rests, contoured foam seat cushion and back. Seat cushion depth shall be a minimum of 15". All seats lock to secure in place when in use, integrated 3-point retractable seat belt system that meets or exceeds all FMVSS requirements, and two (2) padded grab/assist handles shall be mounted on top of seats. All seats shall be spaced on a minimum of 30" seat centers allowing 17.5" (min) leg space between the front of the bottom cushion and the back of the next forward seat. All seats shall be covered with Level 4 vinyl upholstery (min.). Two (2) seat belt extenders to be of same manufacturer as main belt.
C	Flooring	Shall be covered with a minimum of 5/8" marine grade plywood, treated to resist moisture and decomposition, over high grade steel subfloor. Altro Transfer Meta or Gerflor Sirius flooring or equal throughout the passenger compartment and on the stoptreads. Cove flooring to sidewalls

4	EQUIPMENT	
A	Interior Lights	All interior lighting is to be LED type Driver dome, passenger courtesy and stepwell lights Light at emergency exit Light to illuminate wheelchair lift operated by opening of lift door
B	Exterior Lights	All exterior lighting is to be LED type Three (3) front amber identification lights Three (3) rear red identification lights Daytime running lights
C	Air conditioning	Front OEM with defroster and heater Separate rear air conditioning system, 60,000 BTU (min). The BTU rating of the rear <i>axle unit</i> is to be rated as a stand alone system and not be included in the BTU rating of the OEM dash <i>axle unit</i> . The <i>axle system</i> shall include the OEM compressor and an additional 13 cubic inch compressor for the passenger area axle. Separate controls located in the driver's area for front and rear unit
D	Mirrors	7" min. rear view mirror that switches into a reverse camera when reversing Exterior side view: dual mirrors with electric remote control functions for both lenses
E	Reverse Backup Sensor	Backup warning signal and sonar warning system that gives both an audible signal and a visual digital distance readout in the driver's area.
F	Reverse Camera	Backup camera with monitor built into the rear view mirror
5	SAFETY EQUIPMENT	
A	Emergency Reflectors	Mounted and removable kit containing 3 reflective warning triangles
B	First Aid Kit	Kit with metal case mounted securely to the inside of the vehicle near driver 16 unit conforms to DOT and OSHA requirements
C	Fire Extinguisher	Metal body fire extinguisher: Mounted for easy access to driver but not impede the ingress and egress of passengers 5 lb., 2A10BC, dry chemical
6	WHEELCHAIR SECUREMENT AREA	
A	Wheelchair Position(s)	Three (3) wheelchair positions - See Attachment A
B	Wheelchair Securement System	Three (3) sets of wheelchair securement system equal to the Q-Strait 8100 deluxe utilizing L track - See Attachment A Restraint system with retractable and adjustable shoulder harness. All foldaway seats shall have the tie down storage system for the w/c securements. Each w/c position shall include webbing loops.
C	Lap and Shoulder Restraint	All belt components shall meet ADA requirements. See Attachment A. Written and video instructions on how to use lap and shoulder restraints
D	Wheelchair Lift	Shall have a rating of 1000 lbs., a platform size of 34" x 54". Braun Century or approved equal. Vehicle shall be equipped with a wheelchair interlock system.
E	Wheelchair Lift Location	Rear of passenger entry door on right side of the vehicle

<p style="text-align: center;">Item 3 Fourteen (14) Passenger; Three (3) Wheelchair Positions Lift Located Curbside Immediately Rear of Front Entrance</p>		
Seating Capacity	14 Ambulatory; 3 Wheelchairs	
Vehicle Classification:	Light Duty Motor Vehicle	
Delivery Information:	Hawaii County Economic Opportunity Council 47 Rainbow Drive Hilo, Hawaii 96720	
	Description	Specifications
1	CHASSIS	
A	Vehicle dimensions	Wheelbase: 158" (min) Exterior width: 94" (min)
B	GVWR	Not to exceed manufacturer stated GVWR and conforms to Federal Motor Vehicle Safety Standards (FMVSS)
C	Engine	Minimum 7.3L V-8 gasoline engine
D	Transmission	minimum 6-speed automatic transmission with overdrive and auxiliary cooler
E	Tilt Wheel/ Power Steering	Equipped with power steering and a tilt steering column
F	Electrical	Dashboard instrumentation containing but not limited to: Speedometer, odometer, fuel and oil pressure gauges, coolant temperature, ammeter or voltmeter, and door ajar indicator Intermotive or approved equal, wheelchair interlock and fast idle system with both automatic and manual fast idle functions
G	Sound System	Bluetooth capable AM/FM stereo radio with clock, USB port and factory installed front and rear speakers
H	Alternator	Equipped with the heaviest duty alternator available from manufacturer
I	Battery	Dual batteries, 600 CCA (min), in body compartment on slide out tray with stainless steel roller bearings
J	Brakes	Power dual hydraulic front and rear disc with ABS anti-lock brakes Parking brake with foot pedal apply
K	Fuel Tank	Fifty (55) gallon with key locking fuel door Fuel tank shall be full at time of delivery
L	Axle GAWR	Front: 5,000 lbs (min) or manufacturer's GAWR (whichever is greater) Rear: 8,500 lbs (min) or manufacturer's GAWR (whichever is greater) Axle ratio suitable for use in both city and highway driving
M	Drive Shaft	Protective metal guard(s) for the driveline shaft(s) installed
N	Suspension	Suspension system shall be heavy duty and meet manufacturer and Federal GAWR requirements for GVWR of the vehicle Front suspension shall be OEM with shock absorbers and stabilizer bar Heavy duty multi leaf spring rear suspension with shock absorbers and MORryde rear add-on rubber suspension or equal
O	Wheels and Tires	Six (6) radial tires, single front, dual rear, highway tread and rating suitable for GVWR No spare tire needed Tires to be 4-point aligned after vehicle arrives on island. Copy of alignment report with weight distribution analysis to be provided upon delivery

P	Radiator	OEM heavy-duty radiator available for maximum cooling
Q	Windshield Wipers	Two (2) speed with interval option and washer
2	BODY (EXTERIOR)	
A	Structure	Meets all applicable FMVSS
B	Insulation	Minimum 1" insulation in body sides, rear, and roof.
C	Doors	<p>Curbside front entrance: Power operated door with a two (2) panel design. The entry door frame to be constructed with stainless steel. Control from the driver's seat.</p> <p>Rear emergency door: Glass in upper and lower sections Labeled "EMERGENCY DOOR" with 2" lettering inside and outside side Sliding bar latch with buzzer and door lock that disables starter and buzzes when door is locked Arrow indicating direction of door handle action inside and outside Decals or lettering indicating location and opening instructions</p>
D	Step Wells	<p>Individual step risers shall be a maximum of 9.5" in height with step tread a minimum of 8.5" deep Bottom step tread shall not exceed 12.5" from the the ground unloaded Equipped with LED stepwell light</p>
E	Handrails	Stainless steel sloping grab rails located both sides of the entrance door
F	Windows	<p>All tinted including shaded windshield Passenger windows: Horizontal sliding sash or "T type" Factory tinted Two (2) push out emergency windows per side with buzzers and lettering or decals to indicate location and opening instructions</p>
G	Bumpers	Front OEM chrome and rear painted steel bump
H	Color (Paint)	OEM white finish
3	BODY (INTERIOR)	
A	Dimensions	<p>Headroom: 75" (min) Interior width: 85" (min) Aisle width: 16" (min) for the entire length of passenger compartment</p>
B	Seating	<p>Driver's: High back, adjustable fore and aft with right armrest Retractable 3 point seat belt Level 4 upholstery (min.) With the following adjustments: Forward and back Backrest pitch</p> <p>All Passenger's: Forward facing foldaway seats with arm rests, contoured foam seat cushion and back. Seat cushion depth shall be a minimum of 15". All seats lock to secure in place when in use, integrated 3-point retractable seat belt system that meets or exceeds all FMVSS requirements, and two (2) padded grab/assist handles shall be mounted on top of seats. All seats shall be spaced on a minimum of 30" seat centers allowing 17.5" (min) leg space between the front of the bottom cushion and the back of the next forward seat. All seats shall be covered with Level 4 vinyl upholstery (min.). Two (2) seat belt extenders to be of same manufacturer as main belt.</p>

C	Flooring	Shall be covered with a minimum of 5/8" marine grade plywood, treated to resist moisture and decomposition, over high grade steel subfloor. Altro Transfer Meta or Gerflor Sirius flooring or equal throughout the passenger compartment and on the stoptreads. Cove flooring to sidewalls
---	----------	--

4	EQUIPMENT	
----------	------------------	--

A	Interior Lights	All interior lighting is to be LED type Driver dome, passenger courtesy and stepwell lights Light at emergency exit Light to illuminate wheelchair lift operated by opening of lift door
B	Exterior Lights	All exterior lighting is to be LED type Three (3) front amber identification lights Three (3) rear red identification lights Daytime running lights
C	Air conditioning	Front OEM with defroster and heater Separate rear air conditioning system, 60,000 BTU (min). The BTU rating of the rear <i>axle unit</i> is to be rated as a stand alone system and not be included in the BTU rating of the OEM dash <i>axle unit</i> . The <i>axle system</i> shall include the OEM compressor and an additional 13 cubic inch compressor for the passenger area axle. Separate controls located in the driver's area for front and rear unit
D	Mirrors	7" min. rear view mirror that switches into a reverse camera when reversing Exterior side view: dual mirrors with electric remote control functions for both lenses
E	Reverse Backup Sensor	Backup warning signal and sonar warning system that gives both an audible signal and a visual digital distance readout in the driver's area.
F	Reverse Camera	Backup camera with monitor built into the rear view mirror

5	SAFETY EQUIPMENT	
----------	-------------------------	--

A	Emergency Reflectors	Mounted and removable kit containing 3 reflective warning triangles
B	First Aid Kit	Kit with metal case mounted securely to the inside of the vehicle near driver 16 unit conforms to DOT and OSHA requirements
C	Fire Extinguisher	Metal body fire extinguisher: Mounted for easy access to driver but not impede the ingress and egress of passengers 5 lb., 2A10BC, dry chemical

6	WHEELCHAIR SECUREMENT AREA	
----------	-----------------------------------	--

A	Wheelchair Position(s)	Three (3) wheelchair positions - See Attachment A
B	Wheelchair Securement System	Three (3) sets of wheelchair securement system equal to the Q-Strait 8100 deluxe utilizing L track - See Attachment A Restraint system with retractable and adjustable shoulder harness. All foldaway seats shall have the tie down storage system for the w/c securements. Each w/c position shall include webbing loops.
C	Lap and Shoulder Restraint	All belt components shall meet ADA requirements. See Attachment A. Written and video instructions on how to use lap and shoulder restraints
D	Wheelchair Lift	Shall have a rating of 1000 lbs., a platform size of 34" x 54". Braun Century or approved equal. Vehicle shall be equipped with a wheelchair interlock system.
E	Wheelchair Lift Location	Rear of passenger entry door on right side of the vehicle

<p align="center">Item 4 Ten (10) Passenger Van; Mid Roof; Two (2) Wheelchair Positions Lift Located Rear of Vehicle</p>		
Seating Capacity		10 Ambulatory (includes driver); 2 Wheelchairs
Vehicle Classification:		Light Duty Motor Vehicle
Delivery Information:		Hawaii Island Adult Care 34 Rainbow Drive Hilo, Hawaii 96720
	Description	Specifications
1	CHASSIS	
A	Vehicle Dimensions	Wheelbase: 130" (maximum) Overall length: 220" (maximum) Overall height: 98" (minimum) to 100" (maximum) Overall width: 81" (minimum)
B	GVWR	Not to exceed manufacturer stated GVWR and conforms to Federal Motor Vehicle Safety Standards (FMVSS)
C	Engine	Minimum, 3.5L V6 engine
D	Transmission	OEM automatic 10 speed with overdrive, minimum
E	Tilt Wheel / Power Steering	Equipped with power steering and a tilt steering column
F	Electrical	Dashboard instrumentation containing but not limited to: Speedometer, odometer, fuel and oil pressure gauges, coolant temperature and ammeter or voltmeter Audio - Bluetooth capable AM/FM stereo radio with USB port and factory installed front and rear speakers
G	Alternator	Equipped with the heaviest duty alternator available from manufacturer
H	Battery	Dual (2) heavy duty, maintenance free OEM batteries
I	Brakes	Power assisted hydraulic front and rear disc with ABS anti-lock brakes Transmission mounted parking brake with hand activated
j	Fuel Tank	25 gallon (minimum) Fuel tank shall be full at time of delivery
K	Suspension	Suspension system shall be heavy duty and meet manufacturer and Federal GAWR requirements for GVWR of the vehicle Front - Independent Macpherson-strut & stabilizer bar or approved equal Rear - Leaf spring and heavy duty gas shock absorbers or approved equal
L	Wheels and Tires	All season radial tires and wheels. Shall meet manufacturer and Federal GAWR requirements for GVWR of the vehicle. Tires shall be 235/65R16 black sidewall (BSW) all season or approved equal. Full size spare tire and wheel mounted on vehicle, 4-ton jack and tool kit Tires to be 4-point aligned after vehicle arrives on island. Copy of alignment report with weight distribution analysis to be provide upon delivery.
M	Radiator	Heavy-duty OEM radiator available for maximum cooling
N	Windshield Wipers	Variable intermittent
2	BODY (EXTERIOR)	
A	Insulation	Insulation in sides, roof, and rear that meets or exceeds all FMVSS requirements
B	Doors	OEM driver and passenger front doors with power locks, windows and mirrors Full height sliding OEM passenger side entry door and rear dual doors
C	Running Board	Full length powder coated aluminum, galvanized, or high grade stainless steel running board that extends from the rear passenger sliding door to the front passenger door or approved equal. See Attachment A

D	Driver's Step	Powdered coated aluminum, galvanized, or high grade stainless steel driver step or approved equal. See Attachment A
E	Windows	OEM seamless solid pane windows and OEM chassis manufacturer provided privacy tinted windows. Must meet all applicable FMVSS requirements
F	Emergency Signs	Red "EXIT" signs placed at emergency exits to meet FMVSS
G	Bumpers	Front and rear bumpers must be OEM manufacturer standards
H	Color (Paint)	OEM white finish
3	BODY {INTERIOR}	
A	Seating	OEM recliner driver & co-pilot seats with retractable seatbelt and shoulder harness Foldaway black or gray vinyl seats that meet FMVSS 302 burn resistance requirements. Seating shall consist of three (3) foldaways on the street side and 2 single fixed seats on the curb side. All three (3) foldaway seats shall be equipped with aisle side arm rests, wheelchair securement storage equal to Freedman TOSS on the bottom of seat. Two sets of seat belt extensions shall be provided
B	Air Bags	Driver and co-pilot seat air bags. Shall have additional OEM side curtain air bags throughout.
C	Grab Rails	Stainless steel grab rails located on left and right side of passenger entry
D	Panels	Interior wall and ceiling panels are to be OEM chassis manufacturer
E	Flooring	Steel reinforced wood floor on steel OEM floor or approved equal
4	EQUIPMENT	
A	Lights	Meets all Federal Motor Vehicle Safety Standards (FMVSS) OEM interior and exterior lights Driver dome, passenger courtesy & step well lights Step well light operated by door opener and/or driver with override switch on control panel Light to illuminate wheelchair lift operated by opening of lift door
B	Air conditioning	Front and rear OEM dash and ducted rear air conditioning, defroster, and heat
C	Mirrors	Interior rear view: manufacturer standard Right and left exterior: power adjustable from driver's seat
D	Sun Visor	Driver/front-passenger sun visors-vinyl trimmed
E	Back-up Alarm	Reverse alarm and reverse sensing system
F	Reverse Camera	OEM Reverse camera and dash monitor
G	Spare Keys	Four (4) ignition keys are to be included with vehicle
5	SAFETY EQUIPMENT	
A	Emergency Reflectors	Mounted and removable kit containing three (3) reflective warning triangles
B	First Aid Kit	Kit with metal case mounted securely to the inside of the vehicle near driver 16 unit conforms to DOT and OSHA requirements
C	Fire Extinguisher	Metal body 2.5 lb., 2A10BC, dry chemical, mounted for easy access to driver but not impede the ingress and egress of passengers
6	WHEELCHAIR SECUREMENT AREA	
A	Wheelchair Position(s)	Two (2) wheelchair positions - See Attachment A
B	Wheelchair Securement System	Two (2) sets of wheelchair securement devices, Q-Straint model 8100 deluxe with L track or approved equal. See Attachment A
C	Lap and Shoulder Restraint	All lap and shoulder restraint shall match up with the Q-Straint model 8100 retractor or approved equal. See Attachment A. Written and video instructions on how to use lap and shoulder restraints
D	Wheelchair Lift	Shall have a rating of 1000 lbs., Braun Century or approved equal. Located at the rear of vehicle - See Attachment A

<p align="center">Item 5 Fourteen (14) Passenger; Three (3) Wheelchair Positions Lift Located Curbside Immediately Rear of Front Entrance</p>		
Seating Capacity		14 Ambulatory; 3 Wheelchairs
Vehicle Classification:		Light Duty Motor Vehicle
Delivery Information:		The Arc of Maui County 140 N. Market St. Wailuku, Hawaii 96793
	Description	Specifications
1	CHASSIS	
A	Vehicle dimensions	Wheelbase: 158" (min) Exterior width: 94" (min)
B	GVWR	Not to exceed manufacturer stated GVWR and conforms to Federal Motor Vehicle Safety Standards (FMVSS)
C	Engine	Minimum 7.3L V-8 gasoline engine
D	Transmission	minimum 6-speed automatic transmission with overdrive and auxiliary cooler
E	Tilt Wheel/ Power Steering	Equipped with power steering and a tilt steering column
F	Electrical	Dashboard instrumentation containing but not limited to: Speedometer, odometer, fuel and oil pressure gauges, coolant temperature, ammeter or voltmeter, and door ajar indicator Intermotive or approved equal, wheelchair interlock and fast idle system with both automatic and manual fast idle functions
G	Sound System	Bluetooth capable AM/FM stereo radio with clock, USB port and factory installed front and rear speakers
H	Alternator	Equipped with the heaviest duty alternator available from manufacturer
I	Battery	Dual batteries, 600 CCA (min), in body compartment on slide out tray with stainless steel roller bearings
J	Brakes	Power dual hydraulic front and rear disc with ABS anti-lock brakes Parking brake with foot pedal apply
K	Fuel Tank	Fifty (55) gallon with key locking fuel door Fuel tank shall be full at time of delivery
L	Axle GAWR	Front: 5,000 lbs (min) or manufacturer's GAWR (whichever is greater) Rear: 8,500 lbs (min) or manufacturer's GAWR (whichever is greater) Axle ratio suitable for use in both city and highway driving
M	Drive Shaft	Protective metal guard(s) for the driveline shaft(s) installed
N	Suspension	Suspension system shall be heavy duty and meet manufacturer and Federal GAWR requirements for GVWR of the vehicle Front suspension shall be OEM with shock absorbers and stabilizer bar Heavy duty multi leaf spring rear suspension with shock absorbers and MORryde rear add-on rubber suspension or equal
O	Wheels and Tires	Six (6) radial tires, single front, dual rear, highway tread and rating suitable for GVWR No spare tire needed Tires to be 4-point aligned after vehicle arrives on island. Copy of alignment report with weight distribution analysis to be provided upon delivery
P	Radiator	OEM heavy-duty radiator available for maximum cooling
Q	Windshield Wipers	Two (2) speed with interval option and washer

2	BODY (EXTERIOR)	
A	Structure	Meets all applicable FMVSS
B	Insulation	Minimum 1" insulation in body sides, rear, and roof.
C	Doors	<p>Curbside front entrance: Power operated door with a two (2) panel design. The entry door frame to be constructed with stainless steel. Control from the driver's seat.</p> <p>Rear emergency door: Glass in upper and lower sections Labeled "EMERGENCY DOOR" with 2" lettering inside and outside side Sliding bar latch with buzzer and door lock that disables starter and buzzes when door is locked Arrow indicating direction of door handle action inside and outside Decals or lettering indicating location and opening instructions</p>
D	Step Wells	<p>Individual step risers shall be a maximum of 9.5" in height with step tread a minimum of 8.5" deep Bottom step tread shall not exceed 12.5" from the the ground unloaded Equipped with LED stepwell light</p>
E	Handrails	Stainless steel sloping grab rails located both sides of the entrance door
F	Windows	<p>All tinted including shaded windshield Passenger windows: Horizontal sliding sash or "T type" Factory tinted Two (2) push out emergency windows per side with buzzers and lettering or decals to indicate location and opening instructions</p>
G	Bumpers	Front OEM chrome and rear painted steel bump
H	Color (Paint)	OEM white finish
3	BODY (INTERIOR)	
A	Dimensions	<p>Headroom: 75" (min) Interior width: 85" (min) Aisle width: 16" (min) for the entire length of passenger compartment</p>
B	Seating	<p>Driver's: High back, adjustable fore and aft with right armrest Retractable 3 point seat belt Level 4 upholstery (min.) With the following adjustments: Forward and back Backrest pitch</p> <p>All Passenger's: Forward facing foldaway seats with arm rests, contoured foam seat cushion and back. Seat cushion depth shall be a minimum of 15". All seats lock to secure in place when in use, integrated 3-point retractable seat belt system that meets or exceeds all FMVSS requirements, and two (2) padded grab/assist handles shall be mounted on top of seats. All seats shall be spaced on a minimum of 30" seat centers allowing 17.5" (min) leg space between the front of the bottom cushion and the back of the next forward seat. All seats shall be covered with Level 4 vinyl upholstery (min.). Two (2) seat belt extenders to be of same manufacturer as main belt.</p>
C	Flooring	<p>Shall be covered with a minimum of 5/8" marine grade plywood, treated to resist moisture and decomposition, over high grade steel subfloor. Altro Transfer Meta or Gerflor Sirius flooring or equal throughout the passenger compartment and on the stoptreads. Cove flooring to sidewalls</p>

4	EQUIPMENT	
A	Interior Lights	All interior lighting is to be LED type Driver dome, passenger courtesy and stepwell lights Light at emergency exit Light to illuminate wheelchair lift operated by opening of lift door
B	Exterior Lights	All exterior lighting is to be LED type Three (3) front amber identification lights Three (3) rear red identification lights Daytime running lights
C	Air conditioning	Front OEM with defroster and heater Separate rear air conditioning system, 60,000 BTU (min). The BTU rating of the rear <i>axle unit</i> is to be rated as a stand alone system and not be included in the BTU rating of the OEM dash <i>axle unit</i> . The <i>axle system</i> shall include the OEM compressor and an additional 13 cubic inch compressor for the passenger area axle. Separate controls located in the driver's area for front and rear unit
D	Mirrors	7" min. rear view mirror that switches into a reverse camera when reversing Exterior side view: dual mirrors with electric remote control functions for both lenses
E	Reverse Backup Sensor	Backup warning signal and sonar warning system that gives both an audible signal and a visual digital distance readout in the driver's area.
F	Reverse Camera	Backup camera with monitor built into the rear view mirror
5	SAFETY EQUIPMENT	
A	Emergency Reflectors	Mounted and removable kit containing 3 reflective warning triangles
B	First Aid Kit	Kit with metal case mounted securely to the inside of the vehicle near driver 16 unit conforms to DOT and OSHA requirements
C	Fire Extinguisher	Metal body fire extinguisher: Mounted for easy access to driver but not impede the ingress and egress of passengers 5 lb., 2A10BC, dry chemical
6	WHEELCHAIR SECUREMENT AREA	
A	Wheelchair Position(s)	Three (3) wheelchair positions - See Attachment A
B	Wheelchair Securement System	Three (3) sets of wheelchair securement system equal to the Q-Strait 8100 deluxe utilizing L track - See Attachment A Restraint system with retractable and adjustable shoulder harness. All foldaway seats shall have the tie down storage system for the w/c securements. Each w/c position shall include webbing loops.
C	Lap and Shoulder Restraint	All belt components shall meet ADA requirements. See Attachment A. Written and video instructions on how to use lap and shoulder restraints
D	Wheelchair Lift	Shall have a rating of 1000 lbs., a platform size of 34" x 54". Braun Century or approved equal. Vehicle shall be equipped with a wheelchair interlock system.
E	Wheelchair Lift Location	Rear of passenger entry door on right side of the vehicle

Item 6		
Fourteen (14) Passenger; Three (3) Wheelchair Positions Lift Located Curbside Immediately Rear of Front Entrance		
Seating Capacity	14 Ambulatory; 3 Wheelchairs	
Vehicle Classification:	Light Duty Motor Vehicle	
Delivery Information:	Kaunoa Senior Services, County of Maui 401 Alakapa Place Paia, Hawaii 96779	
	Description	Specifications
1	CHASSIS	
A	Vehicle dimensions	Wheelbase: 158" (min) Exterior width: 94" (min)
B	GVWR	Not to exceed manufacturer stated GVWR and conforms to Federal Motor Vehicle Safety Standards (FMVSS)
C	Engine	Minimum 7.3L V-8 gasoline engine
D	Transmission	minimum 6-speed automatic transmission with overdrive and auxiliary cooler
E	Tilt Wheel/ Power Steering	Equipped with power steering and a tilt steering column
F	Electrical	Dashboard instrumentation containing but not limited to: Speedometer, odometer, fuel and oil pressure gauges, coolant temperature, ammeter or voltmeter, and door ajar indicator Intermotive or approved equal, wheelchair interlock and fast idle system with both automatic and manual fast idle functions
G	Sound System	Bluetooth capable AM/FM stereo radio with clock, USB port and factory installed front and rear speakers
H	Alternator	Equipped with the heaviest duty alternator available from manufacturer
I	Battery	Dual batteries, 600 CCA (min), in body compartment on slide out tray with stainless steel roller bearings
J	Brakes	Power dual hydraulic front and rear disc with ABS anti-lock brakes Parking brake with foot pedal apply
K	Fuel Tank	Fifty (55) gallon with key locking fuel door Fuel tank shall be full at time of delivery
L	Axle GAWR	Front: 5,000 lbs (min) or manufacturer's GAWR (whichever is greater) Rear: 8,500 lbs (min) or manufacturer's GAWR (whichever is greater) Axle ratio suitable for use in both city and highway driving
M	Drive Shaft	Protective metal guard(s) for the driveline shaft(s) installed
N	Suspension	Suspension system shall be heavy duty and meet manufacturer and Federal GAWR requirements for GVWR of the vehicle Front suspension shall be OEM with shock absorbers and stabilizer bar Heavy duty multi leaf spring rear suspension with shock absorbers and MORryde rear add-on rubber suspension or equal
O	Wheels and Tires	Six (6) radial tires, single front, dual rear, highway tread and rating suitable for GVWR No spare tire needed Tires to be 4-point aligned after vehicle arrives on island. Copy of alignment report with weight distribution analysis to be provided upon delivery
P	Radiator	OEM heavy-duty radiator available for maximum cooling
Q	Windshield Wipers	Two (2) speed with interval option and washer

2	BODY (EXTERIOR)	
A	Structure	Meets all applicable FMVSS
B	Insulation	Minimum 1" insulation in body sides, rear, and roof.
C	Doors	Curbside front entrance: Power operated door with a two (2) panel design. The entry door frame to be constructed with stainless steel. Control from the driver's seat. Rear emergency door: Glass in upper and lower sections Labeled "EMERGENCY DOOR" with 2" lettering inside and outside side Sliding bar latch with buzzer and door lock that disables starter and buzzes when door is locked Arrow indicating direction of door handle action inside and outside Decals or lettering indicating location and opening instructions
D	Step Wells	Individual step risers shall be a maximum of 9.5" in height with step tread a minimum of 8.5" deep Bottom step tread shall not exceed 12.5" from the the ground unloaded Equipped with LED stepwell light
E	Handrails	Stainless steel sloping grab rails located both sides of the entrance door
F	Windows	All tinted including shaded windshield Passenger windows: Horizontal sliding sash or "T type" Factory tinted Two (2) push out emergency windows per side with buzzers and lettering or decals to indicate location and opening instructions
G	Bumpers	Front OEM chrome and rear painted steel bump
H	Color (Paint)	OEM white finish
3	BODY (INTERIOR)	
A	Dimensions	Headroom: 75" (min) Interior width: 85" (min) Aisle width: 16" (min) for the entire length of passenger compartment
B	Seating	Driver's: High back, adjustable fore and aft with right armrest Retractable 3 point seat belt Level 4 upholstery (min.) With the following adjustments: Forward and back Backrest pitch All Passenger's: Forward facing foldaway seats with arm rests, contoured foam seat cushion and back. Seat cushion depth shall be a minimum of 15". All seats lock to secure in place when in use, integrated 3-point retractable seat belt system that meets or exceeds all FMVSS requirements, and two (2) padded grab/assist handles shall be mounted on top of seats. All seats shall be spaced on a minimum of 30" seat centers allowing 17.5" (min) leg space between the front of the bottom cushion and the back of the next forward seat. All seats shall be covered with Level 4 vinyl upholstery (min.). Two (2) seat belt extenders to be of same manufacturer as main belt.
C	Flooring	Shall be covered with a minimum of 5/8" marine grade plywood, treated to resist moisture and decomposition, over high grade steel subfloor. Altro Transfer Meta or Gerflor Sirius flooring or equal throughout the passenger compartment and on the stoptreads. Cove flooring to sidewalls

4	EQUIPMENT	
A	Interior Lights	All interior lighting is to be LED type Driver dome, passenger courtesy and stepwell lights Light at emergency exit Light to illuminate wheelchair lift operated by opening of lift door
B	Exterior Lights	All exterior lighting is to be LED type Three (3) front amber identification lights Three (3) rear red identification lights Daytime running lights
C	Air conditioning	Front OEM with defroster and heater Separate rear air conditioning system, 60,000 BTU (min). The BTU rating of the rear <i>axle unit</i> is to be rated as a stand alone system and not be included in the BTU rating of the OEM dash <i>axle unit</i> . The <i>axle system</i> shall include the OEM compressor and an additional 13 cubic inch compressor for the passenger area axle. Separate controls located in the driver's area for front and rear unit
D	Mirrors	7" min. rear view mirror that switches into a reverse camera when reversing Exterior side view: dual mirrors with electric remote control functions for both lenses
E	Reverse Backup Sensor	Backup warning signal and sonar warning system that gives both an audible signal and a visual digital distance readout in the driver's area.
F	Reverse Camera	Backup camera with monitor built into the rear view mirror
5	SAFETY EQUIPMENT	
A	Emergency Reflectors	Mounted and removable kit containing 3 reflective warning triangles
B	First Aid Kit	Kit with metal case mounted securely to the inside of the vehicle near driver 16 unit conforms to DOT and OSHA requirements
C	Fire Extinguisher	Metal body fire extinguisher: Mounted for easy access to driver but not impede the ingress and egress of passengers 5 lb., 2A10BC, dry chemical
6	WHEELCHAIR SECUREMENT AREA	
A	Wheelchair Position(s)	Three (3) wheelchair positions - See Attachment A
B	Wheelchair Securement System	Three (3) sets of wheelchair securement system equal to the Q-Straint 8100 deluxe utilizing L track - See Attachment A Restraint system with retractable and adjustable shoulder harness. All foldaway seats shall have the tie down storage system for the w/c securements. Each w/c position shall include webbing loops.
C	Lap and Shoulder Restraint	All belt components shall meet ADA requirements. See Attachment A. Written and video instructions on how to use lap and shoulder restraints
D	Wheelchair Lift	Shall have a rating of 1000 lbs., a platform size of 34" x 54". Braun Century or approved equal. Vehicle shall be equipped with a wheelchair interlock system.
E	Wheelchair Lift Location	Rear of passenger entry door on right side of the vehicle

Item 7		
Fourteen (14) Passenger; Three (3) Wheelchair Positions Lift Located Curbside Immediately Rear of Front Entrance		
Seating Capacity	14 Ambulatory; 3 Wheelchairs	
Vehicle Classification:	Light Duty Motor Vehicle	
Delivery Information:	Catholic Charities of Hawaii 1822 Keeaumoku Street Honolulu, Hawaii 96822	
	Description	Specifications
1	CHASSIS	
A	Vehicle dimensions	Wheelbase: 158" (min) Exterior width: 94" (min)
B	GVWR	Not to exceed manufacturer stated GVWR and conforms to Federal Motor Vehicle Safety Standards (FMVSS)
C	Engine	Minimum 7.3L V-8 gasoline engine
D	Transmission	minimum 6-speed automatic transmission with overdrive and auxiliary cooler
E	Tilt Wheel/ Power Steering	Equipped with power steering and a tilt steering column
F	Electrical	Dashboard instrumentation containing but not limited to: Speedometer, odometer, fuel and oil pressure gauges, coolant temperature, ammeter or voltmeter, and door ajar indicator Intermotive or approved equal, wheelchair interlock and fast idle system with both automatic and manual fast idle functions
G	Sound System	Bluetooth capable AM/FM stereo radio with clock, USB port and factory installed front and rear speakers
H	Alternator	Equipped with the heaviest duty alternator available from manufacturer
I	Battery	Dual batteries, 600 CCA (min), in body compartment on slide out tray with stainless steel roller bearings
J	Brakes	Power dual hydraulic front and rear disc with ABS anti-lock brakes Parking brake with foot pedal apply
K	Fuel Tank	Fifty (55) gallon with key locking fuel door Fuel tank shall be full at time of delivery
L	Axle GAWR	Front: 5,000 lbs (min) or manufacturer's GAWR (whichever is greater) Rear: 8,500 lbs (min) or manufacturer's GAWR (whichever is greater) Axle ratio suitable for use in both city and highway driving
M	Drive Shaft	Protective metal guard(s) for the driveline shaft(s) installed
N	Suspension	Suspension system shall be heavy duty and meet manufacturer and Federal GAWR requirements for GVWR of the vehicle Front suspension shall be OEM with shock absorbers and stabilizer bar Heavy duty multi leaf spring rear suspension with shock absorbers and MORryde rear add-on rubber suspension or equal
O	Wheels and Tires	Six (6) radial tires, single front, dual rear, highway tread and rating suitable for GVWR No spare tire needed Tires to be 4-point aligned after vehicle arrives on island. Copy of alignment report with weight distribution analysis to be provided upon delivery
P	Radiator	OEM heavy-duty radiator available for maximum cooling
Q	Windshield Wipers	Two (2) speed with interval option and washer

2	BODY (EXTERIOR)	
A	Structure	Meets all applicable FMVSS
B	Insulation	Minimum 1" insulation in body sides, rear, and roof.
C	Doors	Curbside front entrance: Power operated door with a two (2) panel design. The entry door frame to be constructed with stainless steel. Control from the driver's seat. Rear emergency door: Glass in upper and lower sections Labeled "EMERGENCY DOOR" with 2" lettering inside and outside side Sliding bar latch with buzzer and door lock that disables starter and buzzes when door is locked Arrow indicating direction of door handle action inside and outside Decals or lettering indicating location and opening instructions
D	Step Wells	Individual step risers shall be a maximum of 9.5" in height with step tread a minimum of 8.5" deep Bottom step tread shall not exceed 12.5" from the the ground unloaded Equipped with LED stepwell light
E	Handrails	Stainless steel sloping grab rails located both sides of the entrance door
F	Windows	All tinted including shaded windshield Passenger windows: Horizontal sliding sash or "T type" Factory tinted Two (2) push out emergency windows per side with buzzers and lettering or decals to indicate location and opening instructions
G	Bumpers	Front OEM chrome and rear painted steel bump
H	Color (Paint)	OEM white finish
3	BODY (INTERIOR)	
A	Dimensions	Headroom: 75" (min) Interior width: 85" (min) Aisle width: 16" (min) for the entire length of passenger compartment
B	Seating	Driver's: High back, adjustable fore and aft with right armrest Retractable 3 point seat belt Level 4 upholstery (min.) With the following adjustments: Forward and back Backrest pitch All Passenger's: Forward facing foldaway seats with arm rests, contoured foam seat cushion and back. Seat cushion depth shall be a minimum of 15". All seats lock to secure in place when in use, integrated 3-point retractable seat belt system that meets or exceeds all FMVSS requirements, and two (2) padded grab/assist handles shall be mounted on top of seats. All seats shall be spaced on a minimum of 30" seat centers allowing 17.5" (min) leg space between the front of the bottom cushion and the back of the next forward seat. All seats shall be covered with Level 4 vinyl upholstery (min.). Two (2) seat belt extenders to be of same manufacturer as main belt.
C	Flooring	Shall be covered with a minimum of 5/8" marine grade plywood, treated to resist moisture and decomposition, over high grade steel subfloor. Altro Transfer Meta or Gerflor Sirius flooring or equal throughout the passenger compartment and on the stepreads. Cove flooring to sidewalls

4	EQUIPMENT	
A	Interior Lights	All interior lighting is to be LED type Driver dome, passenger courtesy and stepwell lights Light at emergency exit Light to illuminate wheelchair lift operated by opening of lift door
B	Exterior Lights	All exterior lighting is to be LED type Three (3) front amber identification lights Three (3) rear red identification lights Daytime running lights
C	Air conditioning	Front OEM with defroster and heater Separate rear air conditioning system, 60,000 BTU (min). The BTU rating of the rear <i>axle unit</i> is to be rated as a stand alone system and not be included in the BTU rating of the OEM dash <i>axle unit</i> . The <i>axle system</i> shall include the OEM compressor and an additional 13 cubic inch compressor for the passenger area axle. Separate controls located in the driver's area for front and rear unit
D	Mirrors	7" min. rear view mirror that switches into a reverse camera when reversing Exterior side view: dual mirrors with electric remote control functions for both lenses
E	Reverse Backup Sensor	Backup warning signal and sonar warning system that gives both an audible signal and a visual digital distance readout in the driver's area.
F	Reverse Camera	Backup camera with monitor built into the rear view mirror
5	SAFETY EQUIPMENT	
A	Emergency Reflectors	Mounted and removable kit containing 3 reflective warning triangles
B	First Aid Kit	Kit with metal case mounted securely to the inside of the vehicle near driver 16 unit conforms to DOT and OSHA requirements
C	Fire Extinguisher	Metal body fire extinguisher: Mounted for easy access to driver but not impede the ingress and egress of passengers 5 lb., 2A10BC, dry chemical
6	WHEELCHAIR SECUREMENT AREA	
A	Wheelchair Position(s)	Three (3) wheelchair positions - See Attachment A
B	Wheelchair Securement System	Three (3) sets of wheelchair securement system equal to the Q-Strait 8100 deluxe utilizing L track - See Attachment A Restraint system with retractable and adjustable shoulder harness. All foldaway seats shall have the tie down storage system for the w/c securements. Each w/c position shall include webbing loops.
C	Lap and Shoulder Restraint	All belt components shall meet ADA requirements. See Attachment A. Written and video instructions on how to use lap and shoulder restraints
D	Wheelchair Lift	Shall have a rating of 1000 lbs., a platform size of 34" x 54". Braun Century or approved equal. Vehicle shall be equipped with a wheelchair interlock system.
E	Wheelchair Lift Location	Rear of passenger entry door on right side of the vehicle

Item 8		
Fourteen (14) Passenger; Three (3) Wheelchair Positions Lift Located Curbside Immediately Rear of Front Entrance		
Seating Capacity	14 Ambulatory; 3 Wheelchairs	
Vehicle Classification:	Light Duty Motor Vehicle	
Delivery Information:	Responsive Caregivers of Hawaii 91-1241 Saratoga Avenue Kapolei, Hawaii 96707	
	Description	Specifications
1	CHASSIS	
A	Vehicle dimensions	Wheelbase: 158" (min) Exterior width: 94" (min)
8	GVWR	Not to exceed manufacturer stated GVWR and conforms to Federal Motor Vehicle Safety Standards (FMVSS)
C	Engine	Minimum 7.3L V-8 gasoline engine
D	Transmission	minimum 6-speed automatic transmission with overdrive and auxiliary cooler
E	Tilt Wheel/ Power Steering	Equipped with power steering and a tilt steering column
F	Electrical	Dashboard instrumentation containing but not limited to: Speedometer, odometer, fuel and oil pressure gauges, coolant temperature, ammeter or voltmeter, and door ajar indicator Intermotive or approved equal, wheelchair interlock and fast idle system with both automatic and manual fast idle functions
G	Sound System	Bluetooth capable AM/FM stereo radio with clock, USB port and factory installed front and rear speakers
H	Alternator	Equipped with the heaviest duty alternator available from manufacturer
I	Battery	Dual batteries, 600 CCA (min), in body compartment on slide out tray with stainless steel roller bearings
J	Brakes	Power dual hydraulic front and rear disc with ABS anti-lock brakes Parking brake with foot pedal apply
K	Fuel Tank	Fifty (55) gallon with key locking fuel door Fuel tank shall be full at time of delivery
L	Axle GAWR	Front: 5,000 lbs (min) or manufacturer's GAWR (whichever is greater) Rear: 8,500 lbs (min) or manufacturer's GAWR (whichever is greater) Axle ratio suitable for use in both city and highway driving
M	Drive Shaft	Protective metal guard(s) for the driveline shaft(s) installed
N	Suspension	Suspension system shall be heavy duty and meet manufacturer and Federal GAWR requirements for GVWR of the vehicle Front suspension shall be OEM with shock absorbers and stabilizer bar Heavy duty multi leaf spring rear suspension with shock absorbers and MORryde rear add-on rubber suspension or equal
O	Wheels and Tires	Six (6) radial tires, single front, dual rear, highway tread and rating suitable for GVWR No spare tire needed Tires to be 4-point aligned after vehicle arrives on island. Copy of alignment report with weight distribution analysis to be provided upon delivery
P	Radiator	OEM heavy-duty radiator available for maximum cooling
Q	Windshield Wipers	Two (2) speed with interval option and washer

2	BODY (EXTERIOR)	
A	Structure	Meets all applicable FMVSS
B	Insulation	Minimum 1" insulation in body sides, rear, and roof.
C	Doors	<p>Curbside front entrance: Power operated door with a two (2) panel design. The entry door frame to be constructed with stainless steel. Control from the driver's seat.</p> <p>Rear emergency door: Glass in upper and lower sections Labeled "EMERGENCY DOOR" with 2" lettering inside and outside side Sliding bar latch with buzzer and door lock that disables starter and buzzes when door is locked Arrow indicating direction of door handle action inside and outside Decals or lettering indicating location and opening instructions</p>
D	Step Wells	<p>Individual step risers shall be a maximum of 9.5" in height with step tread a minimum of 8.5" deep Bottom step tread shall not exceed 12.5" from the the ground unloaded Equipped with LED stepwell light</p>
E	Handrails	Stainless steel sloping grab rails located both sides of the entrance door
F	Windows	<p>All tinted including shaded windshield Passenger windows: Horizontal sliding sash or "T type" Factory tinted Two (2) push out emergency windows per side with buzzers and lettering or decals to indicate location and opening instructions</p>
G	'Bumpers	Front OEM chrome and rear painted steel bump
H	Color (Paint)	OEM white finish
3	BODY (INTERIOR)	
A	Dimensions	<p>Headroom: 75" (min) Interior width: 85" (min) Aisle width: 16" (min) for the entire length of passenger compartment</p>
B	Seating	<p>Driver's: High back, adjustable fore and aft with right armrest Retractable 3 point seat belt Level 4 upholstery (min.) With the following adjustments: Forward and back Backrest pitch</p> <p>All Passenger's: Forward facing foldaway seats with arm rests, contoured foam seat cushion and back. Seat cushion depth shall be a minimum of 15". All seats lock to secure in place when in use, integrated 3-point retractable seat belt system that meets or exceeds all FMVSS requirements, and two (2) padded grab/assist handles shall be mounted on top of seats. All seats shall be spaced on a minimum of 30" seat centers allowing 17.5" (min) leg space between the front of the bottom cushion and the back of the next forward seat. All seats shall be covered with Level 4 vinyl upholstery (min.). Two (2) seat belt extenders to be of same manufacturer as main belt.</p>
C	Flooring	<p>Shall be covered with a minimum of 5/8" marine grade plywood, treated to resist moisture and decomposition, over high grade steel subfloor. Altro Transfer Meta or Gerflor Sirius flooring or equal throughout the passenger compartment and on the stepreads. Cove flooring to sidewalls</p>

4	EQUIPMENT	
A	Interior Lights	All interior lighting is to be LED type Driver dome, passenger courtesy and stepwell lights Light at emergency exit Light to illuminate wheelchair lift operated by opening of lift door
B	Exterior Lights	All exterior lighting is to be LED type Three (3) front amber identification lights Three (3) rear red identification lights Daytime running lights
C	Air conditioning	Front OEM with defroster and heater Separate rear air conditioning system, 60,000 BTU (min). The BTU rating of the rear <i>axle unit</i> is to be rated as a stand alone system and not be included in the BTU rating of the OEM dash <i>axle unit</i> . The <i>axle system</i> shall include the OEM compressor and an additional 13 cubic inch compressor for the passenger area axle. Separate controls located in the driver's area for front and rear unit
D	Mirrors	7" min. rear view mirror that switches into a reverse camera when reversing Exterior side view: dual mirrors with electric remote control functions for both lenses
E	Reverse Backup Sensor	Backup warning signal and sonar warning system that gives both an audible signal and a visual digital distance readout in the driver's area.
F	Reverse Camera	Backup camera with monitor built into the rear view mirror
5	SAFETY EQUIPMENT	
A	Emergency Reflectors	Mounted and removable kit containing 3 reflective warning triangles
B	First Aid Kit	Kit with metal case mounted securely to the inside of the vehicle near driver 16 unit conforms to DOT and OSHA requirements
C	Fire Extinguisher	Metal body fire extinguisher: Mounted for easy access to driver but not impede the ingress and egress of passengers 5 lb., 2A10BC, dry chemical
6	WHEELCHAIR SECUREMENT AREA	
A	Wheelchair Position(s)	Three (3) wheelchair positions - See Attachment A
B	Wheelchair Securement System	Three (3) sets of wheelchair securement system equal to the Q-Strait 8100 deluxe utilizing L track - See Attachment A Restraint system with retractable and adjustable shoulder harness. All foldaway seats shall have the tie down storage system for the w/c securements. Each w/c position shall include webbing loops.
C	Lap and Shoulder Restraint	All belt components shall meet ADA requirements. See Attachment A. Written and video instructions on how to use lap and shoulder restraints
D	Wheelchair Lift	Shall have a rating of 1000 lbs., a platform size of 34" x 54". Braun Century or approved equal. Vehicle shall be equipped with a wheelchair interlock system.
E	Wheelchair Lift Location	Rear of passenger entry door on right side of the vehicle

Item 9		
Fourteen (14) Passenger; Three (3) Wheelchair Positions Lift Located Curbside Immediately Rear of Front Entrance		
Seating Capacity	14 Ambulatory; 3 Wheelchairs	
Vehicle Classification:	Light Duty Motor Vehicle	
Delivery Information:	Responsive Caregivers of Hawaii 91-1241 Saratoga Avenue Kapolei, Hawaii 96707	
	Description	Specifications
1	CHASSIS	
A	Vehicle dimensions	Wheelbase: 158" (min) Exterior width: 94" (min)
B	GVWR	Not to exceed manufacturer stated GVWR and conforms to Federal Motor Vehicle Safety Standards (FMVSS)
C	Engine	Minimum 7.3L V-8 gasoline engine
D	Transmission	minimum 6-speed automatic transmission with overdrive and auxiliary cooler
E	Tilt Wheel/ Power Steering	Equipped with power steering and a tilt steering column
F	Electrical	Dashboard instrumentation containing but not limited to: Speedometer, odometer, fuel and oil pressure gauges, coolant temperature, ammeter or voltmeter, and door ajar indicator Intermotive or approved equal, wheelchair interlock and fast idle system with both automatic and manual fast idle functions
G	Sound System	Bluetooth capable AM/FM stereo radio with clock, USB port and factory installed front and rear speakers
H	Alternator	Equipped with the heaviest duty alternator available from manufacturer
I	Battery	Dual batteries, 600 CCA (min), in body compartment on slide out tray with stainless steel roller bearings
J	Brakes	Power dual hydraulic front and rear disc with ABS anti-lock brakes Parking brake with foot pedal apply
K	Fuel Tank	Fifty (55) gallon with key locking fuel door Fuel tank shall be full at time of delivery
L	Axle GAWR	Front: 5,000 lbs (min) or manufacturer's GAWR (whichever is greater) Rear: 8,500 lbs (min) or manufacturer's GAWR (whichever is greater) Axle ratio suitable for use in both city and highway driving
M	Drive Shaft	Protective metal guard(s) for the driveline shaft(s) installed
N	Suspension	Suspension system shall be heavy duty and meet manufacturer and Federal GAWR requirements for GVWR of the vehicle Front suspension shall be OEM with shock absorbers and stabilizer bar Heavy duty multi leaf spring rear suspension with shock absorbers and MORryde rear add-on rubber suspension or equal
O	Wheels and Tires	Six (6) radial tires, single front, dual rear, highway tread and rating suitable for GVWR No spare tire needed Tires to be 4-point aligned after vehicle arrives on island. Copy of alignment report with weight distribution analysis to be provided upon delivery
P	Radiator	OEM heavy-duty radiator available for maximum cooling
Q	Windshield Wipers	Two (2) speed with interval option and washer

2	BODY (EXTERIOR)	
A	Structure	Meets all applicable FMVSS
B	Insulation	Minimum 1" insulation in body sides, rear, and roof.
C	Doors	<p>Curbside front entrance: Power operated door with a two (2) panel design. The entry door frame to be constructed with stainless steel. Control from the driver's seat.</p> <p>Rear emergency door: Glass in upper and lower sections Labeled "EMERGENCY DOOR" with 2" lettering inside and outside side Sliding bar latch with buzzer and door lock that disables starter and buzzes when door is locked Arrow indicating direction of door handle action inside and outside Decals or lettering indicating location and opening instructions</p>
D	Step Wells	<p>Individual step risers shall be a maximum of 9.5" in height with step tread a minimum of 8.5" deep Bottom step tread shall not exceed 12.5" from the the ground unloaded Equipped with LED stepwell light</p>
E	Handrails	Stainless steel sloping grab rails located both sides of the entrance door
F	Windows	<p>All tinted including shaded windshield Passenger windows: Horizontal sliding sash or "T type" Factory tinted Two (2) push out emergency windows per side with buzzers and lettering or decals to indicate location and opening instructions</p>
G	'Bumpers	Front OEM chrome and rear painted steel bump
H	Color (Paint)	OEM white finish
3	BODY (INTERIOR)	
A	Dimensions	<p>Headroom: 75" (min) Interior width: 85" (min) Aisle width: 16" (min) for the entire length of passenger compartment</p>
B	Seating	<p>Driver's: High back, adjustable fore and aft with right armrest Retractable 3 point seat belt Level 4 upholstery (min.) With the following adjustments: Forward and back Backrest pitch</p> <p>All Passenger's: Forward facing foldaway seats with arm rests, contoured foam seat cushion and back. Seat cushion depth shall be a minimum of 15". All seats lock to secure in place when in use, integrated 3-point retractable seat belt system that meets or exceeds all FMVSS requirements, and two (2) padded grab/assist handles shall be mounted on top of seats. All seats shall be spaced on a minimum of 30" seat centers allowing 17.5" (min) leg space between the front of the bottom cushion and the back of the next forward seat. All seats shall be covered with Level 4 vinyl upholstery (min.). Two (2) seat belt extenders to be of same manufacturer as main belt.</p>
C	Flooring	<p>Shall be covered with a minimum of 5/8" marine grade plywood, treated to resist moisture and decomposition, over high grade steel subfloor. Altro Transfer Meta or Gerflor Sirius flooring or equal throughout the passenger compartment and on the steptreads. Cove flooring to sidewalls</p>

4	EQUIPMENT	
A	Interior Lights	All interior lighting is to be LED type Driver dome, passenger courtesy and stepwell lights Light at emergency exit Light to illuminate wheelchair lift operated by opening of lift door
B	Exterior Lights	All exterior lighting is to be LED type Three (3) front amber identification lights Three (3) rear red identification lights Daytime running lights
C	Air conditioning	Front OEM with defroster and heater Separate rear air conditioning system, 60,000 BTU (min). The BTU rating of the rear <i>axle unit</i> is to be rated as a stand alone system and not be included in the BTU rating of the OEM dash <i>axle unit</i> . The <i>axle system</i> shall include the OEM compressor and an additional 13 cubic inch compressor for the passenger area axle. Separate controls located in the driver's area for front and rear unit
D	Mirrors	7" min. rear view mirror that switches into a reverse camera when reversing Exterior side view: dual mirrors with electric remote control functions for both lenses
E	Reverse Backup Sensor	Backup warning signal and sonar warning system that gives both an audible signal and a visual digital distance readout in the driver's area.
F	Reverse Camera	Backup camera with monitor built into the rear view mirror
5	SAFETY EQUIPMENT	
A	Emergency Reflectors	Mounted and removable kit containing 3 reflective warning triangles
B	First Aid Kit	Kit with metal case mounted securely to the inside of the vehicle near driver 16 unit conforms to DOT and OSHA requirements
C	Fire Extinguisher	Metal body fire extinguisher: Mounted for easy access to driver but not impede the ingress and egress of passengers 5 lb., 2A10BC, dry chemical
6	WHEELCHAIR SECUREMENT AREA	
A	Wheelchair Position(s)	Three (3) wheelchair positions - See Attachment A
B	Wheelchair Securement System	Three (3) sets of wheelchair securement system equal to the Q-Straint 8100 deluxe utilizing L track - See Attachment A Restraint system with retractable and adjustable shoulder harness. All foldaway seats shall have the tie down storage system for the w/c securements. Each w/c position shall include webbing loops.
C	Lap and Shoulder Restraint	All belt components shall meet ADA requirements. See Attachment A. Written and video instructions on how to use lap and shoulder restraints
D	Wheelchair Lift	Shall have a rating of 1000 lbs., a platform size of 34" x 54". Braun Century or approved equal. Vehicle shall be equipped with a wheelchair interlock system.
E	Wheelchair Lift Location	Rear of passenger entry door on right side of the vehicle

<p align="center">Item 10 Fourteen (14) Passenger; Three (3) Wheelchair Positions Lift Located Curbside Immediately Rear of Front Entrance</p>		
Seating Capacity	14 Ambulatory; 3 Wheelchairs	
Vehicle Classification:	Light Duty Motor Vehicle	
Delivery Information:	<p align="center">Kiiohana Senior Enrichment Center 5829 Mahimahi St Honolulu, Hawaii 96821</p>	
	Description	Specifications
1	CHASSIS	
A	Vehicle dimensions	Wheelbase: 158" (min) Exterior width: 94" (min)
B	GVWR	Not to exceed manufacturer stated GVWR and conforms to Federal Motor Vehicle Safety Standards (FMVSS)
C	Engine	Minimum 7.3L V-8 gasoline engine
D	Transmission	minimum 6-speed automatic transmission with overdrive and auxiliary cooler
E	Tilt Wheel/ Power Steering	Equipped with power steering and a tilt steering column
F	Electrical	Dashboard instrumentation containing but not limited to: Speedometer, odometer, fuel and oil pressure gauges, coolant temperature, ammeter or voltmeter, and door ajar indicator Intermotive or approved equal, wheelchair interlock and fast idle system with both automatic and manual fast idle functions
G	Sound System	Bluetooth capable AM/FM stereo radio with clock, USB port and factory installed front and rear speakers
H	Alternator	Equipped with the heaviest duty alternator available from manufacturer
I	Battery	Dual batteries, 600 CCA (min), in body compartment on slide out tray with stainless steel roller bearings
J	Brakes	Power dual hydraulic front and rear disc with ABS anti-lock brakes Parking brake with foot pedal apply
K	Fuel Tank	Fifty (55) gallon with key locking fuel door Fuel tank shall be full at time of delivery
L	Axle GAWR	Front: 5,000 lbs (min) or manufacturer's GAWR (whichever is greater) Rear: 8,500 lbs (min) or manufacturer's GAWR (whichever is greater) Axle ratio suitable for use in both city and highway driving
M	Drive Shaft	Protective metal guard(s) for the driveline shaft(s) installed
N	Suspension	Suspension system shall be heavy duty and meet manufacturer and Federal GAWR requirements for GVWR of the vehicle Front suspension shall be OEM with shock absorbers and stabilizer bar Heavy duty multi leaf spring rear suspension with shock absorbers and MORryde rear add-on rubber suspension or equal
O	Wheels and Tires	Six (6) radial tires, single front, dual rear, highway tread and rating suitable for GVWR No spare tire needed Tires to be 4-point aligned after vehicle arrives on island. Copy of alignment report with weight distribution analysis to be provided upon delivery
P	Radiator	OEM heavy-duty radiator available for maximum cooling
Q	Windshield Wipers	Two (2) speed with interval option and washer

2	BODY (EXTERIOR)	
A	Structure	Meets all applicable FMVSS
B	Insulation	Minimum 1" insulation in body sides, rear, and roof.
C	Doors	<p>Curbside front entrance: Power operated door with a two (2) panel design. The entry door frame to be constructed with stainless steel. Control from the driver's seat.</p> <p>Rear emergency door: Glass in upper and lower sections Labeled "EMERGENCY DOOR" with 2" lettering inside and outside side Sliding bar latch with buzzer and door lock that disables starter and buzzes when door is locked Arrow indicating direction of door handle action inside and outside Decals or lettering indicating location and opening instructions</p>
D	Step Wells	<p>Individual step risers shall be a maximum of 9.5" in height with step tread a minimum of 8.5" deep Bottom step tread shall not exceed 12.5" from the the ground unloaded Equipped with LED stepwell light</p>
E	Handrails	Stainless steel sloping grab rails located both sides of the entrance door
F	Windows	<p>All tinted including shaded windshield Passenger windows: Horizontal sliding sash or "T type" Factory tinted Two (2) push out emergency windows per side with buzzers and lettering or decals to indicate location and opening instructions</p>
G	Bumpers	Front OEM chrome and rear painted steel bump
H	Color (Paint)	OEM white finish
3	BODY (INTERIOR)	
A	Dimensions	<p>Headroom: 75" (min) Interior width: 85" (min) Aisle width: 16" (min) for the entire length of passenger compartment</p>
B	Seating	<p>Driver's: High back, adjustable fore and aft with right armrest Retractable 3 point seat belt Level 4 upholstery (min.) With the following adjustments: Forward and back Backrest pitch</p> <p>All Passenger's: Forward facing foldaway seats with arm rests, contoured foam seat cushion and back. Seat cushion depth shall be a minimum of 15". All seats lock to secure in place when in use, integrated 3-point retractable seat belt system that meets or exceeds all FMVSS requirements, and two (2) padded grab/assist handles shall be mounted on top of seats. All seats shall be spaced on a minimum of 30" seat centers allowing 17.5" (min) leg space between the front of the bottom cushion and the back of the next forward seat. All seats shall be covered with Level 4 vinyl upholstery (min.). Two (2) seat belt extenders to be of same manufacturer as main belt.</p>
C	Flooring	<p>Shall be covered with a minimum of 5/8" marine grade plywood, treated to resist moisture and decomposition, over high grade steel subfloor. Altro Transfer Meta or Gerflor Sirius flooring or equal throughout the passenger compartment and on the stepreads. Cove flooring to sidewalls</p>

4	EQUIPMENT	
A	Interior Lights	All interior lighting is to be LED type Driver dome, passenger courtesy and stepwell lights Light at emergency exit Light to illuminate wheelchair lift operated by opening of lift door
B	Exterior Lights	All exterior lighting is to be LED type Three (3) front amber identification lights Three (3) rear red identification lights Daytime running lights
C	Air conditioning	Front OEM with defroster and heater Separate rear air conditioning system, 60,000 BTU (min). The BTU rating of the rear axle unit is to be rated as a stand alone system and not be included in the BTU rating of the OEM dash axle unit. The axle system shall include the OEM compressor and an additional 13 cubic inch compressor for the passenger area axle. Separate controls located in the driver's area for front and rear unit
D	Mirrors	7" min. rear view mirror that switches into a reverse camera when reversing Exterior side view: dual mirrors with electric remote control functions for both lenses
E	Reverse Backup Sensor	Backup warning signal and sonar warning system that gives both an audible signal and a visual digital distance readout in the driver's area.
F	Reverse Camera	Backup camera with monitor built into the rear view mirror
5	SAFETY EQUIPMENT	
A	Emergency Reflectors	Mounted and removable kit containing 3 reflective warning triangles
B	First Aid Kit	Kit with metal case mounted securely to the inside of the vehicle near driver 16 unit conforms to DOT and OSHA requirements
C	Fire Extinguisher	Metal body fire extinguisher: Mounted for easy access to driver but not impede the ingress and egress of passengers 5 lb., 2A10BC, dry chemical
6	WHEELCHAIR SECUREMENT AREA	
A	Wheelchair Position(s)	Three (3) wheelchair positions - See Attachment A
B	Wheelchair Securement System	Three (3) sets of wheelchair securement system equal to the Q-Straint 8100 deluxe utilizing L track - See Attachment A Restraint system with retractable and adjustable shoulder harness. All foldaway seats shall have the tie down storage system for the w/c securements. Each w/c position shall include webbing loops.
C	Lap and Shoulder Restraint	All belt components shall meet ADA requirements. See Attachment A. Written and video instructions on how to use lap and shoulder restraints
D	Wheelchair Lift	Shall have a rating of 1000 lbs., a platform size of 34" x 54". Braun Century or approved equal. Vehicle shall be equipped with a wheelchair interlock system.
E	Wheelchair Lift Location	Rear of passenger entry door on right side of the vehicle

<p align="center">Item 11 Ten (10) Passenger Van; Mid Roof; Two (2) Wheelchair Positions Lift Located Rear of Vehicle</p>		
Seating Capacity		10 Ambulatory (includes driver); 2 Wheelchairs
Vehicle Classification:		Light Duty Motor Vehicle
Delivery Information:		Hawaii County Economic Opportunity Council 47 Rainbow Drive Hilo, Hawaii 96720
	Description	Specifications
1	CHASSIS	
A	Vehicle Dimensions	Wheelbase: 130" (maximum) Overall length: 220" (maximum) Overall height: 98" (minimum) to 100" (maximum) Overall width: 81" (minimum)
B	GVWR	Not to exceed manufacturer stated GVWR and conforms to Federal Motor Vehicle Safety Standards (FMVSS)
C	Engine	Minimum, 3.5L V6 engine
D	Transmission	OEM automatic 10 speed with overdrive, minimum
E	Tilt Wheel / Power Steering	Equipped with power steering and a tilt steering column
F	Electrical	Dashboard instrumentation containing but not limited to: Speedometer, odometer, fuel and oil pressure gauges, coolant temperature and ammeter or voltmeter Audio - Bluetooth capable AM/FM stereo radio with USB port and factory installed front and rear speakers
G	Alternator	Equipped with the heaviest duty alternator available from manufacturer
H	Battery	Dual (2) heavy duty, maintenance free OEM batteries
I	Brakes	Power assisted hydraulic front and rear disc with ABS anti-lock brakes Transmission mounted Parking brake with hand activated
J	Fuel Tank	25 gallon (minimum) Fuel tank shall be full at time of delivery
K	Suspension	Suspension system shall be heavy duty and meet manufacturer and Federal GAWR requirements for GVWR of the vehicle Front - Independent Macpherson-strut & stabilizer bar or approved equal Rear - Leaf spring and heavy duty gas shock absorbers or approved equal
L	Wheels and Tires	All season radial tires and wheels. Shall meet manufacturer and Federal GAWR requirements for GVWR of the vehicle. Tires shall be 235/65R16 black sidewall (BSW) all season or approved equal. Full size spare tire and wheel mounted on vehicle, 4-ton jack and tool kit Tires to be 4-point aligned after vehicle arrives on island. Copy of alignment report with weight distribution analysis to be provide upon delivery.
M	Radiator	Heavy-duty OEM radiator available for maximum cooling
N	Windshield Wipers	Variable intermittent
2	BODY (EXTERIOR)	
A	Insulation	Insulation in sides, roof, and rear that meets or exceeds all FMVSS requirements
B	Doors	OEM driver and passenger front doors with power locks, windows and mirrors Full height sliding OEM passenger side entry door and rear dual doors
C	Running Board	Full length powder coated aluminum, galvanized, or high grade stainless steel running board that extends from the rear passenger sliding door to the front passenger door or approved equal. See Attachment A

D	Driver's Step	Powdered coated aluminum, galvanized, or high grade stainless steel driver step or approved equal. See Attachment A
E	Windows	OEM seamless solid pane windows and OEM chassis manufacturer provided privacy tinted windows. Must meet all applicable FMVSS requirements
F	Emergency Signs	Red "EXIT" signs placed at emergency exits to meet FMVSS
G	Bumpers	Front and rear bumpers must be OEM manufacturer standards
H	Color (Paint)	OEM white finish
3 BODY (INTERIOR)		
A	Seating	OEM recliner driver & co-pilot seats with retractable seatbelt and shoulder harness Foldaway black or gray vinyl seats that meet FMVSS 302 burn resistance requirements. Seating shall consist of three (3) foldaways on the street side and 2 single fixed seats on the curb side. All three (3) foldaway seats shall be equipped with aisle side arm rests, wheelchair securement storage equal to Freedman TOSS on the bottom of seat. Two sets of seat belt extensions shall be provided
B	Air Bags	Driver and co-pilot seat air bags. Shall have additional OEM side curtain air bags throughout.
C	Grab Rails	Stainless steel grab rails located on left and right side of passenger entry
D	Panels	Interior wall and ceiling panels are to be OEM chassis manufacturer
E	Flooring	Steel reinforced wood floor on steel OEM floor or approved equal
4 EQUIPMENT		
A	Lights	Meets all Federal Motor Vehicle Safety Standards (FMVSS) OEM interior and exterior lights Driver dome, passenger courtesy & step well lights Step well light operated by door opener and/or driver with override switch on control panel Light to illuminate wheelchair lift operated by opening of lift door
B	Air conditioning	Front and rear OEM dash and ducted rear air conditioning, defroster, and heat
C	Mirrors	Interior rear view: manufacturer standard Right and left exterior: power adjustable from driver's seat
D	Sun Visor	Driver/front-passenger sun visors-vinyl trimmed
E	Back-up Alarm	Reverse alarm and reverse sensing system
F	Reverse Camera	OEM Reverse camera and dash monitor
G	Spare Keys	Four (4) ignition keys are to be included with vehicle
5 SAFETY EQUIPMENT		
A	Emergency Reflectors	Mounted and removable kit containing three (3) reflective warning triangles
B	First Aid Kit	Kit with metal case mounted securely to the inside of the vehicle near driver 16 unit conforms to DOT and OSHA requirements
C	Fire Extinguisher	Metal body 2.5 lb., 2A10BC, dry chemical, mounted for easy access to driver but not impede the ingress and egress of passengers
6 WHEELCHAIR SECUREMENT AREA		
A	Wheelchair Position(s)	Two (2) wheelchair positions - See Attachment A
B	Wheelchair Securement System	Two (2) sets of wheelchair securement devices, Q-Straint model 8100 deluxe with L track or approved equal. See Attachment A
C	Lap and Shoulder Restraint	All lap and shoulder restraint shall match up with the Q-Straint model 8100 retractor or approved equal. See Attachment A. Written and video instructions on how to use lap and shoulder restraints
D	Wheelchair Lift	Shall have a rating of 1000 lbs., Braun Century or approved equal. Located at the rear of vehicle - See Attachment A

<p align="center">Item 12 Ten (10) Passenger Van; Mid Roof; Two (2) Wheelchair Positions Lift Located Rear of Vehicle</p>		
Seating Capacity		10 Ambulatory (includes driver); 2 Wheelchairs
Vehicle Classification:		Light Duty Motor Vehicle
Delivery Information:		Hawaii County Economic Opportunity Council 47 Rainbow Drive Hilo, Hawaii 96720
	Description	Specifications
1	CHASSIS	
A	Vehicle Dimensions	Wheelbase: 130" (maximum) Overall length: 220" (maximum) Overall height: 98" (minimum) to 100" (maximum) Overall width: 81" (minimum)
B	GVWR	Not to exceed manufacturer stated GVWR and conforms to Federal Motor Vehicle Safety Standards (FMVSS)
C	Engine	Minimum, 3.5L V6 engine
D	Transmission	OEM automatic 10 speed with overdrive, minimum
E	Tilt Wheel / Power Steering	Equipped with power steering and a tilt steering column
F	Electrical	Dashboard instrumentation containing but not limited to: Speedometer, odometer, fuel and oil pressure gauges, coolant temperature and ammeter or voltmeter Audio - Bluetooth capable AM/FM stereo radio with USB port and factory installed front and rear speakers
G	Alternator	Equipped with the heaviest duty alternator available from manufacturer
H	Battery	Dual (2) heavy duty, maintenance free OEM batteries
I	Brakes	Power assisted hydraulic front and rear disc with ABS anti-lock brakes Transmission mounted Parking brake with hand activated
J	Fuel Tank	25 gallon (minimum) Fuel tank shall be full at time of delivery
K	Suspension	Suspension system shall be heavy duty and meet manufacturer and Federal GAWR requirements for GVWR of the vehicle Front - Independent Macpherson-strut & stabilizer bar or approved equal Rear - Leaf spring and heavy duty gas shock absorbers or approved equal
L	Wheels and Tires	All season radial tires and wheels. Shall meet manufacturer and Federal GAWR requirements for GVWR of the vehicle. Tires shall be 235/65R16 black sidewall (BSW) all season or approved equal. Full size spare tire and wheel mounted on vehicle, 4-ton jack and tool kit Tires to be 4-point aligned after vehicle arrives on island. Copy of alignment report with weight distribution analysis to be provide upon delivery.
M	Radiator	Heavy-duty OEM radiator available for maximum cooling
N	Windshield Wipers	Variable intermittent
2	BODY (EXTERIOR)	
A	Insulation	Insulation in sides, roof, and rear that meets or exceeds all FMVSS requirements
B	Doors	OEM driver and passenger front doors with power locks, windows and mirrors Full height sliding OEM passenger side entry door and rear dual doors
C	Running Board	Full length powder coated aluminum, galvanized, or high grade stainless steel running board that extends from the rear passenger sliding door to the front passenger door or approved equal. See Attachment A

D	Driver's Step	Powdered coated aluminum, galvanized, or high grade stainless steel driver step or approved equal. See Attachment A
E	Windows	OEM seamless solid pane windows and OEM chassis manufacturer provided privacy tinted windows. Must meet all applicable FMVSS requirements
F	Emergency Signs	Red "EXIT" signs placed at emergency exits to meet FMVSS
G	Bumpers	Front and rear bumpers must be OEM manufacturer standards
H	Color (Paint)	OEM white finish
3	BODY (INTERIOR)	
A	Seating	OEM recliner driver & co-pilot seats with retractable seatbelt and shoulder harness Foldaway black or gray vinyl seats that meet FMVSS 302 burn resistance requirements. Seating shall consist of three (3) foldaways on the street side and 2 single fixed seats on the curb side. All three (3) foldaway seats shall be equipped with aisle side arm rests, wheelchair securement storage equal to Freedman TOSS on the bottom of seat. Two sets of seat belt extensions shall be provided
B	Air Bags	Driver and co-pilot seat air bags. Shall have additional OEM side curtain air bags throughout.
C	Grab Rails	Stainless steel grab rails located on left and right side of passenger entry
D	Panels	Interior wall and ceiling panels are to be OEM chassis manufacturer
E	Flooring	Steel reinforced wood floor on steel OEM floor or approved equal
4	EQUIPMENT	
A	Lights	Meets all Federal Motor Vehicle Safety Standards (FMVSS) OEM interior and exterior lights Driver dome, passenger courtesy & step well lights Step well light operated by door opener and/or driver with override switch on control panel Light to illuminate wheelchair lift operated by opening of lift door
B	Air conditioning	Front and rear OEM dash and ducted rear air conditioning, defroster, and heat
C	Mirrors	Interior rear view: manufacturer standard Right and left exterior: power adjustable from driver's seat
D	Sun Visor	Driver/front-passenger sun visors-vinyl trimmed
E	Back-up Alarm	Reverse alarm and reverse sensing system
F	Reverse Camera	OEM Reverse camera and dash monitor
G	Spare Keys	Four (4) ignition keys are to be included with vehicle
5	SAFETY EQUIPMENT	
A	Emergency Reflectors	Mounted and removable kit containing three (3) reflective warning triangles
B	First Aid Kit	Kit with metal case mounted securely to the inside of the vehicle near driver 16 unit conforms to DOT and OSHA requirements
C	Fire Extinguisher	Metal body 2.5 lb., 2A10BC, dry chemical, mounted for easy access to driver but not impede the ingress and egress of passengers
6	WHEELCHAIR SECUREMENT AREA	
A	Wheelchair Position(s)	Two (2) wheelchair positions - See Attachment A
B	Wheelchair Securement System	Two (2) sets of wheelchair securement devices, Q-Straint model 8100 deluxe with L track or approved equal. See Attachment A
C	Lap and Shoulder Restraint	All lap and shoulder restraint shall match up with the Q-Straint model 8100 retractor or approved equal. See Attachment A. Written and video instructions on how to use lap and shoulder restraints
D	Wheelchair Lift	Shall have a rating of 1000 lbs., Braun Century or approved equal. Located at the rear of vehicle - See Attachment A

<p align="center">Item 13 Ten (10) Passenger Van; Mid Roof; Two (2) Wheelchair Positions Lift Located Rear of Vehicle</p>		
Seating Capacity		10 Ambulatory (includes driver); 2 Wheelchairs
Vehicle Classification:		Light Duty Motor Vehicle
Delivery Information:		Arc of Maui County 140 N. Market St. Wailuku, Hawaii 96793
	Description	Specifications
1	CHASSIS	
A	Vehicle Dimensions	Wheelbase: 130" (maximum) Overall length: 220" (maximum) Overall height: 98" (minimum) to 100" (maximum) Overall width: 81" (minimum)
B	GVWR	Not to exceed manufacturer stated GVWR and conforms to Federal Motor Vehicle Safety Standards (FMVSS)
C	Engine	Minimum, 3.5L V6 engine
D	Transmission	OEM automatic 10 speed with overdrive, minimum
E	Tilt Wheel / Power Steering	Equipped with power steering and a tilt steering column
F	Electrical	Dashboard instrumentation containing but not limited to: Speedometer, odometer, fuel and oil pressure gauges, coolant temperature and ammeter or voltmeter Audio - Bluetooth capable AM/FM stereo radio with USB port and factory installed front and rear speakers
G	Alternator	Equipped with the heaviest duty alternator available from manufacturer
H	Battery	Dual (2) heavy duty, maintenance free OEM batteries
I	Brakes	Power assisted hydraulic front and rear disc with ABS anti-lock brakes Transmission mounted Parking brake with hand activated
j	Fuel Tank	25 gallon (minimum) Fuel tank shall be full at time of delivery
K	Suspension	Suspension system shall be heavy duty and meet manufacturer and Federal GAWR requirements for GVWR of the vehicle Front - Independent Macpherson-strut & stabilizer bar or approved equal Rear - Leaf spring and heavy duty gas shock absorbers or approved equal
L	Wheels and Tires	All season radial tires and wheels. Shall meet manufacturer and Federal GAWR requirements for GVWR of the vehicle. Tires shall be 235/65R16 black sidewall (BSW) all season or approved equal. Full size spare tire and wheel mounted on vehicle, 4-ton jack and tool kit Tires to be 4-point aligned after vehicle arrives on island. Copy of alignment report with weight distribution analysis to be provide upon delivery.
M	Radiator	Heavy-duty OEM radiator available for maximum cooling
N	Windshield Wipers	Variable intermittent
2	BODY (EXTERIOR)	
A	Insulation	Insulation in sides, roof, and rear that meets or exceeds all FMVSS requirements
B	Doors	OEM driver and passenger front doors with power locks, windows and mirrors Full height sliding OEM passenger side entry door and rear dual doors
C	Running Board	Full length powder coated aluminum, galvanized, or high grade stainless steel running board that extends from the rear passenger sliding door to the front passenger door or approved equal. See Attachment A

D	Driver's Step	Powdered coated aluminum, galvanized, or high grade stainless steel driver step or approved equal. See Attachment A
E	Windows	OEM seamless solid pane windows and OEM chassis manufacturer provided privacy tinted windows. Must meet all applicable FMVSS requirements
F	Emergency Signs	Red "EXIT" signs placed at emergency exits to meet FMVSS
G	Bumpers	Front and rear bumpers must be OEM manufacturer standards
H	Color (Paint)	OEM white finish
3	BODY (INTERIOR)	
A	Seating	OEM recliner driver & co-pilot seats with retractable seatbelt and shoulder harness Foldaway black or gray vinyl seats that meet FMVSS 302 burn resistance requirements. Seating shall consist of three (3) foldaways on the street side and 2 single fixed seats on the curb side. All three (3) foldaway seats shall be equipped with aisle side arm rests, wheelchair securement storage equal to Freedman TOSS on the bottom of seat. Two sets of seat belt extensions shall be provided
B	Air Bags	Driver and co-pilot seat air bags. Shall have additional OEM side curtain air bags throughout.
C	Grab Rails	Stainless steel grab rails located on left and right side of passenger entry
D	Panels	Interior wall and ceiling panels are to be OEM chassis manufacturer
E	Flooring	Steel reinforced wood floor on steel OEM floor or approved equal
4	EQUIPMENT	
A	Lights	Meets all Federal Motor Vehicle Safety Standards (FMVSS) OEM interior and exterior lights Driver dome, passenger courtesy & step well lights Step well light operated by door opener and/or driver with override switch on control panel Light to illuminate wheelchair lift operated by opening of lift door
B	Air conditioning	Front and rear OEM dash and ducted rear air conditioning, defroster, and heat
C	Mirrors	Interior rear view: manufacturer standard Right and left exterior: power adjustable from driver's seat
D	Sun Visor	Driver/front-passenger sun visors-vinyl trimmed
E	Back-up Alarm	Reverse alarm and reverse sensing system
F	Reverse Camera	OEM Reverse camera and dash monitor
G	Spare Keys	Four (4) ignition keys are to be included with vehicle
5	SAFETY EQUIPMENT	
A	Emergency Reflectors	Mounted and removable kit containing three (3) reflective warning triangles
B	First Aid Kit	Kit with metal case mounted securely to the inside of the vehicle near driver 16 unit conforms to DOT and OSHA requirements
C	Fire Extinguisher	Metal body 2.5 lb., 2A10BC, dry chemical, mounted for easy access to driver but not impede the ingress and egress of passengers
6	WHEELCHAIR SECUREMENT AREA	
A	Wheelchair Position(s)	Two (2) wheelchair positions - See Attachment A
B	Wheelchair Securement System	Two (2) sets of wheelchair securement devices, Q-Straint model 8100 deluxe with L track or approved equal. See Attachment A
C	Lap and Shoulder Restraint	All lap and shoulder restraint shall match up with the Q-Straint model 8100 retractor or approved equal. See Attachment A. Written and video instructions on how to use lap and shoulder restraints
D	Wheelchair Lift	Shall have a rating of 1000 lbs., Braun Century or approved equal. Located at the rear of vehicle - See Attachment A

<p style="text-align: center;">Item 14 Fourteen (14) Passenger; Three (3) Wheelchair Positions Lift Located Curbside Immediately Rear of Front Entrance</p>		
Seating Capacity		14 Ambulatory; 3 Wheelchairs
Vehicle Classification:		Light Duty Motor Vehicle
Delivery Information:		Hale Makua Health Services 472 Kaulana Street Kahului, Hawaii 96732
	Description	Specifications
1	CHASSIS	
A	Vehicle dimensions	Wheelbase: 158" (min) Exterior width: 94" (min)
B	GVWR	Not to exceed manufacturer stated GVWR and conforms to Federal Motor Vehicle Safety Standards (FMVSS)
C	Engine	Minimum 7.3L V-8 gasoline engine
D	Transmission	minimum 6-speed automatic transmission with overdrive and auxiliary cooler
E	Tilt Wheel/ Power Steering	Equipped with power steering and a tilt steering column
F	Electrical	Dashboard instrumentation containing but not limited to: Speedometer, odometer, fuel and oil pressure gauges, coolant temperature, ammeter or voltmeter, and door ajar indicator Intermotive or approved equal, wheelchair interlock and fast idle system with both automatic and manual fast idle functions
G	Sound System	Bluetooth capable AM/FM stereo radio with clock, USB port and factory installed front and rear speakers
H	Alternator	Equipped with the heaviest duty alternator available from manufacturer
I	Battery	Dual batteries, 600 CCA (min), in body compartment on slide out tray with stainless steel roller bearings
J	Brakes	Power dual hydraulic front and rear disc with ABS anti-lock brakes Parking brake with foot pedal apply
K	Fuel Tank	Fifty (55) gallon with key locking fuel door Fuel tank shall be full at time of delivery
L	Axle GAWR	Front: 5,000 lbs (min) or manufacturer's GAWR (whichever is greater) Rear: 8,500 lbs (min) or manufacturer's GAWR (whichever is greater) Axle ratio suitable for use in both city and highway driving
M	Drive Shaft	Protective metal guard(s) for the driveline shaft(s) installed
N	Suspension	Suspension system shall be heavy duty and meet manufacturer and Federal GAWR requirements for GVWR of the vehicle Front suspension shall be OEM with shock absorbers and stabilizer bar Heavy duty multi leaf spring rear suspension with shock absorbers and MORryde rear add-on rubber suspension or equal
O	Wheels and Tires	Six (6) radial tires, single front, dual rear, highway tread and rating suitable for GVWR No spare tire needed Tires to be 4-point aligned after vehicle arrives on island. Copy of alignment report with weight distribution analysis to be provided upon delivery
P	Radiator	OEM heavy-duty radiator available for maximum cooling
Q	Windshield Wipers	Two (2) speed with interval option and washer

2	BODY (EXTERIOR)	
A	Structure	Meets all applicable FMVSS
B	Insulation	Minimum 1" insulation in body sides, rear, and roof.
C	Doors	<p>Curbside front entrance: Power operated door with a two (2) panel design. The entry door frame to be constructed with stainless steel. Control from the driver's seat.</p> <p>Rear emergency door: Glass in upper and lower sections Labeled "EMERGENCY DOOR" with 2" lettering inside and outside side Sliding bar latch with buzzer and door lock that disables starter and buzzes when door is locked Arrow indicating direction of door handle action inside and outside Decals or lettering indicating location and opening instructions</p>
D	Step Wells	<p>Individual step risers shall be a maximum of 9.5" in height with step tread a minimum of 8.5" deep Bottom step tread shall not exceed 12.5" from the the ground unloaded Equipped with LED stepwell light</p>
E	Handrails	Stainless steel sloping grab rails located both sides of the entrance door
F	Windows	<p>All tinted including shaded windshield Passenger windows: Horizontal sliding sash or "T type" Factory tinted Two (2) push out emergency windows per side with buzzers and lettering or decals to indicate location and opening instructions</p>
G	Bumpers	Front OEM chrome and rear painted steel bump
H	Color (Paint)	OEM white finish
3	BODY (INTERIOR)	
A	Dimensions	<p>Headroom: 75" (min) Interior width: 85" (min) Aisle width: 16" (min) for the entire length of passenger compartment</p>
B	Seating	<p>Driver's: High back, adjustable fore and aft with right armrest Retractable 3 point seat belt Level 4 upholstery (min.) With the following adjustments: Forward and back Backrest pitch</p> <p>All Passenger's: Forward facing foldaway seats with arm rests, contoured foam seat cushion and back. Seat cushion depth shall be a minimum of 15". All seats lock to secure in place when in use, integrated 3-point retractable seat belt system that meets or exceeds all FMVSS requirements, and two (2) padded grab/assist handles shall be mounted on top of seats. All seats shall be spaced on a minimum of 30" seat centers allowing 17.5" (min) leg space between the front of the bottom cushion and the back of the next forward seat. All seats shall be covered with Level 4 vinyl upholstery (min.). Two (2) seat belt extenders to be of same manufacturer as main belt.</p>
C	Flooring	<p>Shall be covered with a minimum of 5/8" marine grade plywood, treated to resist moisture and decomposition, over high grade steel subfloor. Altro Transfer Meta or Gerflor Sirius flooring or equal throughout the passenger compartment and on the steptreads. Cove flooring to sidewalls</p>

4	EQUIPMENT	
A	Interior Lights	All interior lighting is to be LED type Driver dome, passenger courtesy and stepwell lights Light at emergency exit Light to illuminate wheelchair lift operated by opening of lift door
B	Exterior Lights	All exterior lighting is to be LED type Three (3) front amber identification lights Three (3) rear red identification lights Daytime running lights
C	Air conditioning	Front OEM with defroster and heater Separate rear air conditioning system, 60,000 BTU (min). The BTU rating of the rear axle unit is to be rated as a stand alone system and not be included in the BTU rating of the OEM dash axle unit. The axle system shall include the OEM compressor and an additional 13 cubic inch compressor for the passenger area axle. Separate controls located in the driver's area for front and rear unit
D	Mirrors	7" min. rear view mirror that switches into a reverse camera when reversing Exterior side view: dual mirrors with electric remote control functions for both lenses
E	Reverse Backup Sensor	Backup warning signal and sonar warning system that gives both an audible signal and a visual digital distance readout in the driver's area.
F	Reverse Camera	Backup camera with monitor built into the rear view mirror
5	SAFETY EQUIPMENT	
A	Emergency Reflectors	Mounted and removable kit containing 3 reflective warning triangles
B	First Aid Kit	Kit with metal case mounted securely to the inside of the vehicle near driver 16 unit conforms to DOT and OSHA requirements
C	Fire Extinguisher	Metal body fire extinguisher: Mounted for easy access to driver but not impede the ingress and egress of passengers 5 lb., 2A10BC, dry chemical
6	WHEELCHAIR SECUREMENT AREA	
A	Wheelchair Position(s)	Three (3) wheelchair positions - See Attachment A
B	Wheelchair Securement System	Three (3) sets of wheelchair securement system equal to the Q-Straint 8100 deluxe utilizing L track - See Attachment A Restraint system with retractable and adjustable shoulder harness. All foldaway seats shall have the tie down storage system for the w/c securements. Each w/c position shall include webbing loops.
C	Lap and Shoulder Restraint	All belt components shall meet ADA requirements. See Attachment A. Written and video instructions on how to use lap and shoulder restraints
D	Wheelchair Lift	Shall have a rating of 1000 lbs., a platform size of 34" x 54". Braun Century or approved equal. Vehicle shall be equipped with a wheelchair interlock system.
E	Wheelchair Lift Location	Rear of passenger entry door on right side of the vehicle

<p align="center">Item 15 Fourteen (14) Passenger; Three (3) Wheelchair Positions Lift Located Curbside Immediately Rear of Front Entrance</p>		
Seating Capacity	14 Ambulatory; 3 Wheelchairs	
Vehicle Classification:	Light Duty Motor Vehicle	
Delivery Information:	<p align="center">Maui Economic Opportunity, Inc. 99 Mahalani Street Wailuku, Hawaii 96793</p>	
	Description	Specifications
1	CHASSIS	
A	Vehicle dimensions	Wheelbase: 158" (min) Exterior width: 94" (min)
B	GVWR	Not to exceed manufacturer stated GVWR and conforms to Federal Motor Vehicle Safety Standards (FMVSS)
C	Engine	Minimum 7.3L V-8 gasoline engine
D	Transmission	minimum 6-speed automatic transmission with overdrive and auxiliary cooler
E	Tilt Wheel/ Power Steering	Equipped with power steering and a tilt steering column
F	Electrical	Dashboard instrumentation containing but not limited to: Speedometer, odometer, fuel and oil pressure gauges, coolant temperature, ammeter or voltmeter, and door ajar indicator Intermotive or approved equal, wheelchair interlock and fast idle system with both automatic and manual fast idle functions
G	Sound System	Bluetooth capable AM/FM stereo radio with clock, USB port and factory installed front and rear speakers
H	Alternator	Equipped with the heaviest duty alternator available from manufacturer
I	Battery	Dual batteries, 600 CCA (min), in body compartment on slide out tray with stainless steel roller bearings
J	Brakes	Power dual hydraulic front and rear disc with ABS anti-lock brakes Parking brake with foot pedal apply
K	Fuel Tank	Fifty (55) gallon with key locking fuel door Fuel tank shall be full at time of delivery
L	Axle GAWR	Front: 5,000 lbs (min) or manufacturer's GAWR (whichever is greater) Rear: 8,500 lbs (min) or manufacturer's GAWR (whichever is greater) Axle ratio suitable for use in both city and highway driving
M	Drive Shaft	Protective metal guard(s) for the driveline shaft(s) installed
N	Suspension	Suspension system shall be heavy duty and meet manufacturer and Federal GAWR requirements for GVWR of the vehicle Front suspension shall be OEM with shock absorbers and stabilizer bar Heavy duty multi leaf spring rear suspension with shock absorbers and MORryde rear add-on rubber suspension or equal
O	Wheels and Tires	Six (6) radial tires, single front, dual rear, highway tread and rating suitable for GVWR No spare tire needed Tires to be 4-point aligned after vehicle arrives on island. Copy of alignment report with weight distribution analysis to be provided upon delivery
P	Radiator	OEM heavy-duty radiator available for maximum cooling
Q	Windshield Wipers	Two (2) speed with interval option and washer

2	BODY (EXTERIOR)	
A	Structure	Meets all applicable FMVSS
B	Insulation	Minimum 1" insulation in body sides, rear, and roof.
C	Doors	<p>Curbside front entrance: Power operated door with a two (2) panel design. The entry door frame to be constructed with stainless steel. Control from the driver's seat.</p> <p>Rear emergency door: Glass in upper and lower sections Labeled "EMERGENCY DOOR" with 2" lettering inside and outside side Sliding bar latch with buzzer and door lock that disables starter and buzzes when door is locked Arrow indicating direction of door handle action inside and outside Decals or lettering indicating location and opening instructions</p>
D	Step Wells	<p>Individual step risers shall be a maximum of 9.5" in height with step tread a minimum of 8.5" deep Bottom step tread shall not exceed 12.5" from the the ground unloaded Equipped with LED stepwell light</p>
E	Handrails	Stainless steel sloping grab rails located both sides of the entrance door
F	Windows	<p>All tinted including shaded windshield Passenger windows: Horizontal sliding sash or "T type" Factory tinted Two (2) push out emergency windows per side with buzzers and lettering or decals to indicate location and opening instructions</p>
G	Bumpers	Front OEM chrome and rear painted steel bump
H	Color (Paint)	OEM white finish
3	BODY (INTERIOR)	
A	Dimensions	<p>Headroom: 75" (min) Interior width: 85" (min) Aisle width: 16" (min) for the entire length of passenger compartment</p>
B	Seating	<p>Driver's: High back, adjustable fore and aft with right armrest Retractable 3 point seat belt Level 4 upholstery (min.) With the following adjustments: Forward and back Backrest pitch</p> <p>All Passenger's: Forward facing foldaway seats with arm rests, contoured foam seat cushion and back. Seat cushion depth shall be a minimum of 15". All seats lock to secure in place when in use, integrated 3-point retractable seat belt system that meets or exceeds all FMVSS requirements, and two (2) padded grab/assist handles shall be mounted on top of seats. All seats shall be spaced on a minimum of 30" seat centers allowing 17.5" (min) leg space between the front of the bottom cushion and the back of the next forward seat. All seats shall be covered with Level 4 vinyl upholstery (min.). Two (2) seat belt extenders to be of same manufacturer as main belt.</p>
C	Flooring	<p>Shall be covered with a minimum of 5/8" marine grade plywood, treated to resist moisture and decomposition, over high grade steel subfloor. Altro Transfer Meta or Gerflor Sirius flooring or equal throughout the passenger compartment and on the stepreads. Cove flooring to sidewalls</p>

4	EQUIPMENT	
A	Interior Lights	All interior lighting is to be LED type Driver dome, passenger courtesy and stepwell lights Light at emergency exit Light to illuminate wheelchair lift operated by opening of lift door
B	Exterior Lights	All exterior lighting is to be LED type Three (3) front amber identification lights Three (3) rear red identification lights Daytime running lights
C	Air conditioning	Front OEM with defroster and heater Separate rear air conditioning system, 60,000 BTU (min). The BTU rating of the rear axle unit is to be rated as a stand alone system and not be included in the BTU rating of the OEM dash axle unit. The axle system shall include the OEM compressor and an additional 13 cubic inch compressor for the passenger area axle. Separate controls located in the driver's area for front and rear unit
D	Mirrors	7" min. rear view mirror that switches into a reverse camera when reversing Exterior side view: dual mirrors with electric remote control functions for both lenses
E	Reverse Backup Sensor	Backup warning signal and sonar warning system that gives both an audible signal and a visual digital distance readout in the driver's area.
F	Reverse Camera	Backup camera with monitor built into the rear view mirror
5	SAFETY EQUIPMENT	
A	Emergency Reflectors	Mounted and removable kit containing 3 reflective warning triangles
B	First Aid Kit	Kit with metal case mounted securely to the inside of the vehicle near driver 16 unit conforms to DOT and OSHA requirements
C	Fire Extinguisher	Metal body fire extinguisher: Mounted for easy access to driver but not impede the ingress and egress of passengers 5 lb., 2A10BC, dry chemical
6	WHEELCHAIR SECUREMENT AREA	
A	Wheelchair Position(s)	Three (3) wheelchair positions - See Attachment A
B	Wheelchair Securement System	Three (3) sets of wheelchair securement system equal to the Q-Strait 8100 deluxe utilizing L track - See Attachment A Restraint system with retractable and adjustable shoulder harness. All foldaway seats shall have the tie down storage system for the w/c securements. Each w/c position shall include webbing loops.
C	Lap and Shoulder Restraint	All belt components shall meet ADA requirements. See Attachment A. Written and video instructions on how to use lap and shoulder restraints
D	Wheelchair Lift	Shall have a rating of 1000 lbs., a platform size of 34" x 54". Braun Century or approved equal. Vehicle shall be equipped with a wheelchair interlock system.
E	Wheelchair Lift Location	Rear of passenger entry door on right side of the vehicle

<p align="center">Item16 Fourteen (14) Passenger; Three (3) Wheelchair Positions Lift Located Curbside Immediately Rear of Front Entrance</p>		
Seating Capacity	14 Ambulatory; 3 Wheelchairs	
Vehicle Classification:	Light Duty Motor Vehicle	
Delivery Information:	<p align="center">Catholic Charities Hawaii 1822 Keeaumoku St. Honolulu, Hawaii 96822</p>	
	Description	Specifications
1	CHASSIS	
A	Vehicle dimensions	Wheelbase: 158" (min) Exterior width: 94" (min)
B	GVWR	Not to exceed manufacturer stated GVWR and conforms to Federal Motor Vehicle Safety Standards (FMVSS)
C	Engine	Minimum 7.3L V-8 gasoline engine
D	Transmission	minimum 6-speed automatic transmission with overdrive and auxiliary cooler
E	Tilt Wheel/ Power Steering	Equipped with power steering and a tilt steering column
F	Electrical	Dashboard instrumentation containing but not limited to: Speedometer, odometer, fuel and oil pressure gauges, coolant temperature, ammeter or voltmeter, and door ajar indicator Intermotive or approved equal, wheelchair interlock and fast idle system with both automatic and manual fast idle functions
G	Sound System	Bluetooth capable AM/FM stereo radio with clock, USB port and factory installed front and rear speakers
H	Alternator	Equipped with the heaviest duty alternator available from manufacturer
I	Battery	Dual batteries, 600 CCA (min), in body compartment on slide out tray with stainless steel roller bearings
J	Brakes	Power dual hydraulic front and rear disc with ABS anti-lock brakes Parking brake with foot pedal apply
K	Fuel Tank	Fifty (55) gallon with key locking fuel door Fuel tank shall be full at time of delivery
L	Axle GAWR	Front: 5,000 lbs (min) or manufacturer's GAWR (whichever is greater) Rear: 8,500 lbs (min) or manufacturer's GAWR (whichever is greater) Axle ratio suitable for use in both city and highway driving
M	Drive Shaft	Protective metal guard(s) for the driveline shaft(s) installed
N	Suspension	Suspension system shall be heavy duty and meet manufacturer and Federal GAWR requirements for GVWR of the vehicle Front suspension shall be OEM with shock absorbers and stabilizer bar Heavy duty multi leaf spring rear suspension with shock absorbers and MORryde rear add-on rubber suspension or equal
O	Wheels and Tires	Six (6) radial tires, single front, dual rear, highway tread and rating suitable for GVWR No spare tire needed Tires to be 4-point aligned after vehicle arrives on island. Copy of alignment report with weight distribution analysis to be provided upon delivery
P	Radiator	OEM heavy-duty radiator available for maximum cooling
Q	Windshield Wipers	Two (2) speed with interval option and washer

2	BODY (EXTERIOR)	
A	Structure	Meets all applicable FMVSS
B	Insulation	Minimum 1" insulation in body sides, rear, and roof.
C	Doors	<p>Curbside front entrance: Power operated door with a two (2) panel design. The entry door frame to be constructed with stainless steel. Control from the driver's seat.</p> <p>Rear emergency door: Glass in upper and lower sections Labeled "EMERGENCY DOOR" with 2" lettering inside and outside side Sliding bar latch with buzzer and door lock that disables starter and buzzes when door is locked Arrow indicating direction of door handle action inside and outside Decals or lettering indicating location and opening instructions</p>
D	Step Wells	<p>Individual step risers shall be a maximum of 9.5" in height with step tread a minimum of 8.5" deep Bottom step tread shall not exceed 12.5" from the the ground unloaded Equipped with LED stepwell light</p>
E	Handrails	Stainless steel sloping grab rails located both sides of the entrance door
F	Windows	<p>All tinted including shaded windshield Passenger windows: Horizontal sliding sash or "T type" Factory tinted Two (2) push out emergency windows per side with buzzers and lettering or decals to indicate location and opening instructions</p>
G	Bumpers	Front OEM chrome and rear painted steel bump
H	Color (Paint)	OEM white finish
3	BODY (INTERIOR)	
A	Dimensions	<p>Headroom: 75" (min) Interior width: 85" (min) Aisle width: 16" (min) for the entire length of passenger compartment</p>
B	Seating	<p>Driver's: High back, adjustable fore and aft with right armrest Retractable 3 point seat belt Level 4 upholstery (min.) With the following adjustments: Forward and back Backrest pitch</p> <p>All Passenger's: Forward facing foldaway seats with arm rests, contoured foam seat cushion and back. Seat cushion depth shall be a minimum of 15". All seats lock to secure in place when in use, integrated 3-point retractable seat belt system that meets or exceeds all FMVSS requirements, and two (2) padded grab/assist handles shall be mounted on top of seats. All seats shall be spaced on a minimum of 30" seat centers allowing 17.5" (min) leg space between the front of the bottom cushion and the back of the next forward seat. All seats shall be covered with Level 4 vinyl upholstery (min.). Two (2) seat belt extenders to be of same manufacturer as main belt.</p>
C	Flooring	<p>Shall be covered with a minimum of 5/8" marine grade plywood, treated to resist moisture and decomposition, over high grade steel subfloor. Altro Transfor Meta or Gerflor Sirius flooring or equal throughout the passenger compartment and on the stepreads. Cove flooring to sidewalls</p>

4	EQUIPMENT	
A	Interior Lights	All interior lighting is to be LED type Driver dome, passenger courtesy and stepwell lights Light at emergency exit Light to illuminate wheelchair lift operated by opening of lift door
B	Exterior Lights	All exterior lighting is to be LED type Three (3) front amber identification lights Three (3) rear red identification lights Daytime running lights
C	Air conditioning	Front OEM with defroster and heater Separate rear air conditioning system, 60,000 BTU (min). The BTU rating of the rear <i>axle unit</i> is to be rated as a stand alone system and not be included in the BTU rating of the OEM dash <i>axle unit</i> . The <i>axle system</i> shall include the OEM compressor and an additional 13 cubic inch compressor for the passenger area axle. Separate controls located in the driver's area for front and rear unit
D	Mirrors	7" min. rear view mirror that switches into a reverse camera when reversing Exterior side view: dual mirrors with electric remote control functions for both lenses
E	Reverse Backup Sensor	Backup warning signal and sonar warning system that gives both an audible signal and a visual digital distance readout in the driver's area.
F	Reverse Camera	Backup camera with monitor built into the rear view mirror
5	SAFETY EQUIPMENT	
A	Emergency Reflectors	Mounted and removable kit containing 3 reflective warning triangles
B	First Aid Kit	Kit with metal case mounted securely to the inside of the vehicle near driver 16 unit conforms to DOT and OSHA requirements
C	Fire Extinguisher	Metal body fire extinguisher: Mounted for easy access to driver but not impede the ingress and egress of passengers 5 lb., 2A10BC, dry chemical
6	WHEELCHAIR SECUREMENT AREA	
A	Wheelchair Position(s)	Three (3) wheelchair positions - See Attachment A
B	Wheelchair Securement System	Three (3) sets of wheelchair securement system equal to the Q-Strait 8100 deluxe utilizing L track - See Attachment A Restraint system with retractable and adjustable shoulder harness. All foldaway seats shall have the tie down storage system for the w/c securements. Each w/c position shall include webbing loops.
C	Lap and Shoulder Restraint	All belt components shall meet ADA requirements. See Attachment A. Written and video instructions on how to use lap and shoulder restraints
D	Wheelchair Lift	Shall have a rating of 1000 lbs., a platform size of 34" x 54". Braun Century or approved equal. Vehicle shall be equipped with a wheelchair interlock system.
E	Wheelchair Lift Location	Rear of passenger entry door on right side of the vehicle

<p align="center">Item 17 Low Floor Minivan; Two (2) Wheelchair Positions Manual Bi-Fold Swing-Away Ramp</p>		
Seating Capacity		6 Ambulatory (includes driver); 2 Wheelchairs
Vehicle Classification:		Light Duty Motor Vehicle
Delivery Information:		Opportunities and Resources, Inc. 64-1510 Kamehameha Hwy Wahiawa, Hawaii 96786
	Description	Specifications
1 CHASSIS		
A	Vehicle Dimensions	Wheelbase: 121" (min) Overall length: 202" (min) Overall height: 68" (min) Overall width: 78" (min)
B	GVWR	Not to exceed manufacturer stated GVWR and conforms to Federal Motor Vehicle Safety Standards (FMVSS)
C	Engine	minimum 3.6 L, V-6, gasoline engine with electronic fuel injection
D	Transmission	minimum 6-speed automatic, electronically controlled with overdrive
E	Tilt Wheel/ Power Steering	Equipped with power steering and a tilt steering column, adjustable for various up and down positions.
F	Electrical	Dashboard instrumentation containing but not limited to: Speedometer, odometer, fuel and oil pressure gauges, coolant temperature, ammeter or voltmeter, and door ajar indicator light. OEM tilt steering wheel and cruise control Audio - Bluetooth capable AM/FM stereo with USB port and factory installed speakers
G	Back-up Alarm	Reverse alarm and reverse sensing system
H	Reverse Camera	OEM reverse camera and dash monitor
I	Alternator	Equipped with heaviest duty alternator available from manufacturer
J	Battery	Equipped with heaviest duty battery available from manufacturer
K	Brakes	Shall be power-assisted 4-wheel disc type, anti-lock braking system. OEM parking brake assemblies and dash warning light
L	Fuel Tank	Equipped with largest available from manufacturer. Tank, fuel lines and hardware must meet all current FMVSS and EPA requirements. Fuel tank shall be full at time of delivery
M	Suspension	Front: OEM suspension and components with heavy duty shock absorbers Rear: Heavy duty load-leveling air suspension with heavy duty shock absorbers Shall maintain ground clearance and meet all ADA requirements for entry when a ramp is utilized

N	Wheels and Tires	All tires shall be from the same manufacturer and all season, tubeless, steel radial blackwall. Shall be the largest size available from the vehicle manufacturer to meet the GVWR rating and equipped with wheel covers Tire pressure monitoring sensor OEM spare tire, includes jack and tool kit
O	Radiator	OEM radiator, heaviest duty available for maximum cooling
P	Windshield Wipers	Front: 2 speed with interval option and washer Rear: wiper/washer
Q	Alignment	Shall have a four (4) wheel alignment at final point of inspection, just prior to delivery
2	BODY AND EQUIPMENT	
A	Bumpers	Front and rear bumper shall be OEM
B	Doors	OEM driver and passenger front doors with power locks Manual driver and passenger side (mobility ramp) sliding doors Rear door emergency exit with quick release, manual override for opening the locked door from inside the vehicle. Shall provide decal showing operating instructions.
C	Windows	Equipped with power windows and OEM standard tinted windows
D	Color (Paint)	OEM white exterior paint
E	Seating	All seats shall be covered with viny and must comply with FMVSS. Seat colors shall match the OEM seats color of beige or grey. Driver seat: OEM power and fixed Front passenger seat: OEM and removable to roll out for mobility aid access/securement. 2nd row seat: forward facing 2-passenger fold-away seat with seat belts and shall be positioned in the wheelchair securement area. 3rd row rear bench seat to accommodate 2 passengers with foot rest
F	Grab Handles	Factory installed OEM
G	Mobility Aid Ramp	Side or rear entry, fold-out manual wheelchair ramp Shall have minimum usable width of 30" and a slope meeting the requirements of ADA, 49 CFR Surface shall be continuous and made skid resistant through powder coating and a rated capacity of 800 lb. or greater.
H	Lighting	All vehicle lighting shall conform to ADA 49 CFR, Part 38, Subpart B OEM interior and exterior lights Daytime running lights
I	Air conditioning	OEM heating/defrosting and air conditioning system with vents front and rear
J	Flooring	Anti-slip ADA flooring. Gray Altro or equivalent.
K	Mirrors	Interior rear view: manufacturer standard OEM left and right exterior manual folding mirror
L	Sun Visor	Driver/front-passenger sun visors-vinyl trimmed

3	SAFETY EQUIPMENT	
A	Emergency Reflectors	Mounted and removable kit containing three reflective warning triangles
B	First Aid Kit	Kit with metal case mounted securely to the inside of the vehicle near driver 10 unit conforms to DOT and OSHA requirements
C	Fire Extinguishers	Metal body 2.5 lb., 2A10BC, dry chemical, mounted for easy access to driver but not impede the ingress and egress of passengers
4	WHEELCHAIR SECUREMENT AREA	
A	Wheelchair Position(s)	Two (2) Wheelchair Positions. See Attachment A.
B	Wheelchair Securement System	Shall be installed according to ADA requirements. See Attachment A Securement location shall be located in two (2) positions: one (1) position shall be next to the driver and the second (2nd) position shall be in the center of the vehicle behind the driver and passenger seats. Q'Straint wheelchair restraint track system or approved equal Provide storage method for tie downs when not in use
C	Lap and Shoulder Restraint	All belt components shall meet ADA requirements. See Attachment A

<p align="center">Item 18 Low Floor Minivan; Two (2) Wheelchair Positions Manual Bi-Fold Swing-Away Ramp</p>		
Seating Capacity		6 Ambulatory (includes driver); 2 Wheelchairs
Vehicle Classification:		Light Duty Motor Vehicle
Delivery Information:		<p align="center">ORI Anuenue Hale, Inc. 64-1488 Kamehameha Hwy Wahiawa, Hawaii 96786</p>
	Description	Specifications
1	CHASSIS	
A	Vehicle Dimensions	Wheelbase: 121" (min) Overall length: 202" (min) Overall height: 68" (min) Overall width: 78" (min)
B	GVWR	Not to exceed manufacturer stated GVWR and conforms to Federal Motor Vehicle Safety Standards (FMVSS)
C	Engine	minimum 3.6 L, V-6, gasoline engine with electronic fuel injection
D	Transmission	minimum 6-speed automatic, electronically controlled with overdrive.
E	Tilt Wheel/ Power Steering	Equipped with power steering and a tilt steering column, adjustable for various up and down positions.
F	Electrical	Dashboard instrumentation containing but not limited to: Speedometer, odometer, fuel and oil pressure gauges, coolant temperature, ammeter or voltmeter, and door ajar indicator light. OEM tilt steering wheel and cruise control Audio - Bluetooth capable AM/FM stereo with USB port and factory installed speakers
G	Back-up Alarm	Reverse alarm and reverse sensing system
H	Reverse Camera	OEM reverse camera and dash monitor
I	Alternator	Equipped with heaviest duty alternator available from manufacturer
J	Battery	Equipped with heaviest duty battery available from manufacturer
K	Brakes	Shall be power-assisted 4-wheel disc type, anti-lock braking system. OEM parking brake assemblies and dash warning light
L	Fuel Tank	Equipped with largest available from manufacturer. Tank, fuel lines and hardware must meet all current FMVSS and EPA requirements. Fuel tank shall be full at time of delivery
M	Suspension	Front: OEM suspension and components with heavy duty shock absorbers Rear: Heavy duty load-leveling air suspension with heavy duty shock absorbers Shall maintain ground clearance and meet all ADA requirements for entry when a ramp is utilized

N	Wheels and Tires	All tires shall be from the same manufacturer and all season, tubeless, steel radial blackwall. Shall be the largest size available from the vehicle manufacturer to meet the GVWR rating and equipped with wheel covers Tire pressure monitoring sensor OEM spare tire, includes jack and tool kit
O	Radiator	OEM radiator, heaviest duty available for maximum cooling
P	Windshield Wipers	Front: 2 speed with interval option and washer Rear: wiper/washer
Q	Alignment	Shall have a four (4) wheel alignment at final point of inspection, just prior to delivery
2	BODY AND EQUIPMENT	
A	Bumpers	Front and rear bumper shall be OEM
B	Doors	OEM driver and passenger front doors with power locks Manual driver and passenger side (mobility ramp) sliding doors Rear door emergency exit with quick release, manual override for opening the locked door from inside the vehicle. Shall provide decal showing operating instructions.
C	Windows	Equipped with power windows and OEM standard tinted windows
D	Color (Paint)	OEM white exterior paint
E	Seating	All seats shall be covered with viny and must comply with FMVSS. Seat colors shall match the OEM seats color of beige or grey. Driver seat: OEM power and fixed Front passenger seat: OEM and removable to roll out for mobility aid access/securement. 2nd row seat: forward facing 2-passenger fold-away seat with seat belts and shall be positioned in the wheelchair securement area. 3rd row rear bench seat to accommodate 2 passengers with foot rest
F	Grab Handles	Factory installed OEM
G	Mobility Aid Ramp	Side or rear entry, fold-out manual wheelchair ramp Shall have minimum usable width of 30" and a slope meeting the requirements of ADA, 49 CFR Surface shall be continuous and made skid resistant through powder coating and a rated capacity of 800 lb. or greater.
H	Lighting	All vehicle lighting shall conform to ADA 49 CFR, Part 38, Subpart B OEM interior and exterior lights Daytime running lights
I	Air conditioning	OEM heating/defrosting and air conditioning system with vents front and rear
J	Flooring	Anti-slip ADA flooring. Gray Altro or equivalent.
K	Mirrors	Interior rear view: manufacturer standard OEM left and right exterior manual folding mirror
L	Sun Visor	Driver/front-passenger sun visors-vinyl trimmed

3	SAFETY EQUIPMENT	
A	Emergency Reflectors	Mounted and removable kit containing three reflective warning triangles
B	First Aid Kit	Kit with metal case mounted securely to the inside of the vehicle near driver 10 unit conforms to DOT and OSHA requirements
C	Fire Extinguishers	Metal body 2.5 lb., 2A10BC, dry chemical, mounted for easy access to driver but not impede the ingress and egress of passengers
4	WHEELCHAIR SECUREMENT AREA	
A	Wheelchair Position(s)	Two (2) Wheelchair Positions. See Attachment A.
B	Wheelchair Securement System	Shall be installed according to ADA requirements. See Attachment A Securement location shall be located in two (2) positions: one (1) position shall be next to the driver and the second (2nd) position shall be in the center of the vehicle behind the driver and passenger seats. Q'Straint wheelchair restraint track system or approved equal Provide storage method for tie downs when not in use
C	Lap and Shoulder Restraint	All belt components shall meet ADA requirements. See Attachment A

<p align="center">Item 19 Ten (10) Passenger Van; Mid Roof; Two (2) Wheelchair Positions Lift Located Rear of Vehicle</p>		
Seating Capacity		10 Ambulatory (includes driver); 2 Wheelchairs
Vehicle Classification:		Light Duty Motor Vehicle
Delivery Information:		Responsive Caregivers of Hawaii 91-1241 Saratoga Avenue Kapolei, Hawaii 96707
	Description	Specifications
1	CHASSIS	
A	Vehicle Dimensions	Wheelbase: 130" (maximum) Overall length: 220" (maximum) Overall height: 98" (minimum) to 100" (maximum) Overall width: 81" (minimum)
B	GVWR	Not to exceed manufacturer stated GVWR and conforms to Federal Motor Vehicle Safety Standards (FMVSS)
C	Engine	Minimum, 3.5L V6 engine
D	Transmission	OEM automatic 10 speed with overdrive, minimum
E	Tilt Wheel / Power Steering	Equipped with power steering and a tilt steering column
F	Electrical	Dashboard instrumentation containing but not limited to: Speedometer, odometer, fuel and oil pressure gauges, coolant temperature and ammeter or voltmeter Audio - Bluetooth capable AM/FM stereo radio with USB port and factory installed front and rear speakers
G	Alternator	Equipped with the heaviest duty alternator available from manufacturer
H	Battery	Dual (2) heavy duty, maintenance free OEM batteries
I	Brakes	Power assisted hydraulic front and rear disc with ABS anti-lock brakes Transmission mounted Parking brake with hand activated
j	Fuel Tank	25 gallon (minimum) Fuel tank shall be full at time of delivery
K	Suspension	Suspension system shall be heavy duty and meet manufacturer and Federal GAWR requirements for GVWR of the vehicle Front - Independent Macpherson-strut & stabilizer bar or approved equal Rear - Leaf spring and heavy duty gas shock absorbers or approved equal
L	Wheels and Tires	All season radial tires and wheels. Shall meet manufacturer and Federal GAWR requirements for GVWR of the vehicle. Tires shall be 235/65R16 black sidewall (BSW) all season or approved equal. Full size spare tire and wheel mounted on vehicle, 4-ton jack and tool kit Tires to be 4-point aligned after vehicle arrives on island. Copy of alignment report with weight distribution analysis to be provide upon delivery.
M	Radiator	Heavy-duty OEM radiator available for maximum cooling
N	Windshield Wipers	Variable intermittent
2	BODY (EXTERIOR)	
A	Insulation	Insulation in sides, roof, and rear that meets or exceeds all FMVSS requirements
B	Doors	OEM driver and passenger front doors with power locks, windows and mirrors Full height sliding OEM passenger side entry door and rear dual doors
C	Running Board	Full length powder coated aluminum, galvanized, or high grade stainless steel running board that extends from the rear passenger sliding door to the front passenger door or approved equal. See Attachment A

D	Driver's Step	Powdered coated aluminum, galvanized, or high grade stainless steel driver step or approved equal. See Attachment A
E	Windows	OEM seamless solid pane windows and OEM chassis manufacturer provided privacy tinted windows. Must meet all applicable FMVSS requirements
F	Emergency Signs	Red "EXIT" signs placed at emergency exits to meet FMVSS
G	Bumpers	Front and rear bumpers must be OEM manufacturer standards
H	Color (Paint)	OEM white finish
3	BODY (INTERIOR)	
A	Seating	OEM recliner driver & co-pilot seats with retractable seatbelt and shoulder harness Foldaway black or gray vinyl seats that meet FMVSS 302 burn resistance requirements. Seating shall consist of three (3) foldaways on the street side and 2 single fixed seats on the curb side. All three (3) foldaway seats shall be equipped with aisle side arm rests, wheelchair securement storage equal to Freedman TOSS on the bottom of seat. Two sets of seat belt extensions shall be provided
B	Air Bags	Driver and co-pilot seat air bags. Shall have additional OEM side curtain air bags throughout.
C	Grab Rails	Stainless steel grab rails located on left and right side of passenger entry
D	Panels	Interior wall and ceiling panels are to be OEM chassis manufacturer
E	Flooring	Steel reinforced wood floor on steel OEM floor or approved equal
4	EQUIPMENT	
A	Lights	Meets all Federal Motor Vehicle Safety Standards (FMVSS) OEM interior and exterior lights Driver dome, passenger courtesy & step well lights Step well light operated by door opener and/or driver with override switch on control panel Light to illuminate wheelchair lift operated by opening of lift door
B	Air conditioning	Front and rear OEM dash and ducted rear air conditioning, defroster, and heat
C	Mirrors	Interior rear view: manufacturer standard Right and left exterior: power adjustable from driver's seat
D	Sun Visor	Driver/front-passenger sun visors-vinyl trimmed
E	Back-up Alarm	Reverse alarm and reverse sensing system
F	Reverse Camera	OEM Reverse camera and dash monitor
G	Spare Keys	Four (4) ignition keys are to be included with vehicle
5	SAFETY EQUIPMENT	
A	Emergency Reflectors	Mounted and removable kit containing three (3) reflective warning triangles
B	First Aid Kit	Kit with metal case mounted securely to the inside of the vehicle near driver 16 unit conforms to DOT and OSHA requirements
C	Fire Extinguisher	Metal body 2.5 lb., 2A10BC, dry chemical, mounted for easy access to driver but not impede the ingress and egress of passengers
6	WHEELCHAIR SECUREMENT AREA	
A	Wheelchair Position(s)	Two (2) wheelchair positions - See Attachment A
B	Wheelchair Securement System	Two (2) sets of wheelchair securement devices, Q-Strait model 8100 deluxe with L track or approved equal. See Attachment A
C	Lap and Shoulder Restraint	All lap and shoulder restraint shall match up with the Q-Strait model 8100 retractor or approved equal. See Attachment A. Written and video instructions on how to use lap and shoulder restraints
D	Wheelchair Lift	Shall have a rating of 1000 lbs., Braun Century or approved equal. Located at the rear of vehicle - See Attachment A

Item 20 Ten (10) Passenger Van; Mid Roof; Two (2) Wheelchair Positions Lift Located Rear of Vehicle		
Seating Capacity		10 Ambulatory (includes driver); 2 Wheelchairs
Vehicle Classification:		Light Duty Motor Vehicle
Delivery Information:		Responsive Caregivers of Hawaii 91-1241 Saratoga Avenue Kapolei, Hawaii 96707
	Description	Specifications
1	CHASSIS	
A	Vehicle Dimensions	Wheelbase: 130" (maximum) Overall length: 220" (maximum) Overall height: 98" (minimum) to 100" (maximum) Overall width: 81" (minimum)
B	GVWR	Not to exceed manufacturer stated GVWR and conforms to Federal Motor Vehicle Safety Standards (FMVSS)
C	Engine	Minimum, 3.5L V6 engine
D	Transmission	OEM automatic 10 speed with overdrive, minimum
E	Tilt Wheel / Power Steering	Equipped with power steering and a tilt steering column
F	Electrical	Dashboard instrumentation containing but not limited to: Speedometer, odometer, fuel and oil pressure gauges, coolant temperature and ammeter or voltmeter Audio - Bluetooth capable AM/FM stereo radio with USB port and factory installed front and rear speakers
G	Alternator	Equipped with the heaviest duty alternator available from manufacturer
H	Battery	Dual (2) heavy duty, maintenance free OEM batteries
I	Brakes	Power assisted hydraulic front and rear disc with ABS anti-lock brakes Transmission mounted Parking brake with hand activated
j	Fuel Tank	25 gallon (minimum) Fuel tank shall be full at time of delivery
K	Suspension	Suspension system shall be heavy duty and meet manufacturer and Federal GAWR requirements for GVWR of the vehicle Front - Independent Macpherson-strut & stabilizer bar or approved equal Rear - Leaf spring and heavy duty gas shock absorbers or approved equal
L	Wheels and Tires	All season radial tires and wheels. Shall meet manufacturer and Federal GAWR requirements for GVWR of the vehicle. Tires shall be 235/65R16 black sidewall (BSW) all season or approved equal. Full size spare tire and wheel mounted on vehicle, 4-ton jack and tool kit Tires to be 4-point aligned after vehicle arrives on island. Copy of alignment report with weight distribution analysis to be provide upon delivery.
M	Radiator	Heavy-duty OEM radiator available for maximum cooling
N	Windshield Wipers	Variable intermittent
2	BODY (EXTERIOR)	
A	Insulation	Insulation in sides, roof, and rear that meets or exceeds all FMVSS requirements
B	Doors	OEM driver and passenger front doors with power locks, windows and mirrors Full height sliding OEM passenger side entry door and rear dual doors
C	Running Board	Full length powder coated aluminum, galvanized, or high grade stainless steel running board that extends from the rear passenger sliding door to the front passenger door or approved equal. See Attachment A

D	Driver's Step	Powdered coated aluminum, galvanized, or high grade stainless steel driver step or approved equal. See Attachment A
E	Windows	OEM seamless solid pane windows and OEM chassis manufacturer provided privacy tinted windows. Must meet all applicable FMVSS requirements
F	Emergency Signs	Red "EXIT" signs placed at emergency exits to meet FMVSS
G	Bumpers	Front and rear bumpers must be OEM manufacturer standards
H	Color (Paint)	OEM white finish
3	BODY (INTERIOR)	
A	Seating	OEM recliner driver & co-pilot seats with retractable seatbelt and shoulder harness Foldaway black or gray vinyl seats that meet FMVSS 302 burn resistance requirements. Seating shall consist of three (3) foldaways on the street side and 2 single fixed seats on the curb side. All three (3) foldaway seats shall be equipped with aisle side arm rests, wheelchair securement storage equal to Freedman TOSS on the bottom of seat. Two sets of seat belt extensions shall be provided
B	Air Bags	Driver and co-pilot seat air bags. Shall have additional OEM side curtain air bags throughout.
C	Grab Rails	Stainless steel grab rails located on left and right side of passenger entry
D	Panels	Interior wall and ceiling panels are to be OEM chassis manufacturer
E	Flooring	Steel reinforced wood floor on steel OEM floor or approved equal
4	EQUIPMENT	
A	Lights	Meets all Federal Motor Vehicle Safety Standards (FMVSS) OEM interior and exterior lights Driver dome, passenger courtesy & step well lights Step well light operated by door opener and/or driver with override switch on control panel Light to illuminate wheelchair lift operated by opening of lift door
B	Air conditioning	Front and rear OEM dash and ducted rear air conditioning, defroster, and heat
C	Mirrors	Interior rear view: manufacturer standard Right and left exterior: power adjustable from driver's seat
D	Sun Visor	Driver/front-passenger sun visors-vinyl trimmed
E	Back-up Alarm	Reverse alarm and reverse sensing system
F	Reverse Camera	OEM Reverse camera and dash monitor
G	Spare Keys	Four (4) ignition keys are to be included with vehicle
5	SAFETY EQUIPMENT	
A	Emergency Reflectors	Mounted and removable kit containing three (3) reflective warning triangles
B	First Aid Kit	Kit with metal case mounted securely to the inside of the vehicle near driver 16 unit conforms to DOT and OSHA requirements
C	Fire Extinguisher	Metal body 2.5 lb., 2A10BC, dry chemical, mounted for easy access to driver but not impede the ingress and egress of passengers
6	WHEELCHAIR SECUREMENT AREA	
A	Wheelchair Position(s)	Two (2) wheelchair positions - See Attachment A
B	Wheelchair Securement System	Two (2) sets of wheelchair securement devices, Q-Straint model 8100 deluxe with L track or approved equal. See Attachment A
C	Lap and Shoulder Restraint	All lap and shoulder restraint shall match up with the Q-Straint model 8100 retractor or approved equal. See Attachment A. Written and video instructions on how to use lap and shoulder restraints
D	Wheelchair Lift	Shall have a rating of 1000 lbs., Braun Century or approved equal. Located at the rear of vehicle - See Attachment A

Item 21		
Fourteen (14) Passenger; Three (3) Wheelchair Positions Lift Located Curbside Immediately Rear of Front Entrance		
Seating Capacity	14 Ambulatory; 3 Wheelchairs	
Vehicle Classification:	Light Duty Motor Vehicle	
Delivery Information:	Kona Association for Retarded Citizens dba The Arc of Kona 81-1065 Konawaena School Road Kealahou, Hawaii 96750	
	Description	Specifications
1	CHASSIS	
A	Vehicle dimensions	Wheelbase: 158" (min) Exterior width: 94" (min)
B	GVWR	Not to exceed manufacturer stated GVWR and conforms to Federal Motor Vehicle Safety Standards (FMVSS)
C	Engine	Minimum 7.3L V-8 gasoline engine
D	Transmission	minimum 6-speed automatic transmission with overdrive and auxiliary cooler
E	Tilt Wheel/ Power Steering	Equipped with power steering and a tilt steering column
F	Electrical	Dashboard instrumentation containing but not limited to: Speedometer, odometer, fuel and oil pressure gauges, coolant temperature, ammeter or voltmeter, and door ajar indicator Intermotive or approved equal, wheelchair interlock and fast idle system with both automatic and manual fast idle functions
G	Sound System	Bluetooth capable AM/FM stereo radio with clock, USB port and factory installed front and rear speakers
H	Alternator	Equipped with the heaviest duty alternator available from manufacturer
I	Battery	Dual batteries, 600 CCA (min), in body compartment on slide out tray with stainless steel roller bearings
J	Brakes	Power dual hydraulic front and rear disc with ABS anti-lock brakes Parking brake with foot pedal apply
K	Fuel Tank	Fifty (55) gallon with key locking fuel door Fuel tank shall be full at time of delivery
L	AxleGAWR	Front: 5,000 lbs (min) or manufacturer's GAWR (whichever is greater) Rear: 8,500 lbs (min) or manufacturer's GAWR (whichever is greater) Axle ratio suitable for use in both city and highway driving
M	Drive Shaft	Protective metal guard(s) for the driveline shaft(s) installed
N	Suspension	Suspension system shall be heavy duty and meet manufacturer and Federal GAWR requirements for GVWR of the vehicle Front suspension shall be OEM with shock absorbers and stabilizer bar Heavy duty multi leaf spring rear suspension with shock absorbers and MORryde rear add-on rubber suspension or equal
O	Wheels and Tires	Six (6) radial tires, single front, dual rear, highway tread and rating suitable for GVWR No spare tire needed Tires to be 4-point aligned after vehicle arrives on island. Copy of alignment report with weight distribution analysis to be provided upon delivery
P	Radiator	OEM heavy-duty radiator available for maximum cooling
Q	Windshield Wipers	Two (2) speed with interval option and washer

2	BODY (EXTERIOR)	
A	Structure	Meets all applicable FMVSS
B	Insulation	Minimum 1" insulation in body sides, rear, and roof.
C	Doors	<p>Curbside front entrance: Power operated door with a two (2) panel design. The entry door frame to be constructed with stainless steel. Control from the driver's seat.</p> <p>Rear emergency door: Glass in upper and lower sections Labeled "EMERGENCY DOOR" with 2" lettering inside and outside side Sliding bar latch with buzzer and door lock that disables starter and buzzes when door is locked Arrow indicating direction of door handle action inside and outside Decals or lettering indicating location and opening instructions</p>
D	Step Wells	<p>Individual step risers shall be a maximum of 9.5" in height with step tread a minimum of 8.5" deep Bottom step tread shall not exceed 12.5" from the the ground unloaded Equipped with LED stepwell light</p>
E	Handrails	Stainless steel sloping grab rails located both sides of the entrance door
F	Windows	<p>All tinted including shaded windshield Passenger windows: Horizontal sliding sash or "T type" Factory tinted Two (2) push out emergency windows per side with buzzers and lettering or decals to indicate location and opening instructions</p>
G	'Bumpers	Front OEM chrome and rear painted steel bump
H	Color (Paint)	OEM white finish
3	BODY (INTERIOR)	
A	Dimensions	<p>Headroom: 75" (min) Interior width: 85" (min) Aisle width: 16" (min) for the entire length of passenger compartment</p>
B	Seating	<p>Driver's: High back, adjustable fore and aft with right armrest Retractable 3 point seat belt Level 4 upholstery (min.) With the following adjustments: Forward and back Backrest pitch</p> <p>All Passenger's: Forward facing foldaway seats with arm rests, contoured foam seat cushion and back. Seat cushion depth shall be a minimum of 15". All seats lock to secure in place when in use, integrated 3-point retractable seat belt system that meets or exceeds all FMVSS requirements, and two (2) padded grab/assist handles shall be mounted on top of seats. All seats shall be spaced on a minimum of 30" seat centers allowing 17.5" (min) leg space between the front of the bottom cushion and the back of the next forward seat. All seats shall be covered with Level 4 vinyl upholstery (min.). Two (2) seat belt extenders to be of same manufacturer as main belt.</p>
C	Flooring	<p>Shall be covered with a minimum of 5/8" marine grade plywood, treated to resist moisture and decomposition, over high grade steel subfloor. Altro Transfer Meta or Gerflor Sirius flooring or equal throughout the passenger compartment and on the stepreads. Cove flooring to sidewalls</p>

4	EQUIPMENT	
A	Interior Lights	All interior lighting is to be LED type Driver dome, passenger courtesy and stepwell lights Light at emergency exit Light to illuminate wheelchair lift operated by opening of lift door
B	Exterior Lights	All exterior lighting is to be LED type Three (3) front amber identification lights Three (3) rear red identification lights Daytime running lights
C	Air conditioning	Front OEM with defroster and heater Separate rear air conditioning system, 60,000 BTU (min). The BTU rating of the rear <i>axle unit</i> is to be rated as a stand alone system and not be included in the BTU rating of the OEM dash <i>axle unit</i> . The <i>axle system</i> shall include the OEM compressor and an additional 13 cubic inch compressor for the passenger area axle. Separate controls located in the driver's area for front and rear unit
D	Mirrors	7" min. rear view mirror that switches into a reverse camera when reversing Exterior side view: dual mirrors with electric remote control functions for both lenses
E	Reverse Backup Sensor	Backup warning signal and sonar warning system that gives both an audible signal and a visual digital distance readout in the driver's area.
F	Reverse Camera	Backup camera with monitor built into the rear view mirror
5	SAFETY EQUIPMENT	
A	Emergency Reflectors	Mounted and removable kit containing 3 reflective warning triangles
B	First Aid Kit	Kit with metal case mounted securely to the inside of the vehicle near driver 16 unit conforms to DOT and OSHA requirements
C	Fire Extinguisher	Metal body fire extinguisher: Mounted for easy access to driver but not impede the ingress and egress of passengers 5 lb., 2A10BC, dry chemical
6	WHEELCHAIR SECUREMENT AREA	
A	Wheelchair Position(s)	Three (3) wheelchair positions - See Attachment A
B	Wheelchair Securement System	Three (3) sets of wheelchair securement system equal to the Q-Strait 8100 deluxe utilizing L track - See Attachment A Restraint system with retractable and adjustable shoulder harness. All foldaway seats shall have the tie down storage system for the w/c securements. Each w/c position shall include webbing loops.
C	Lap and Shoulder Restraint	All belt components shall meet ADA requirements. See Attachment A. Written and video instructions on how to use lap and shoulder restraints
D	Wheelchair Lift	Shall have a rating of 1000 lbs., a platform size of 34" x 54". Braun Century or approved equal. Vehicle shall be equipped with a wheelchair interlock system.
E	Wheelchair Lift Location	Rear of passenger entry door on right side of the vehicle

Item 22		
Fourteen (14) Passenger; Three (3) Wheelchair Positions Lift Located Curbside Immediately Rear of Front Entrance		
Seating Capacity	14 Ambulatory; 3 Wheelchairs	
Vehicle Classification:	Light Duty Motor Vehicle	
Delivery Information:	County of Kauai Transportation Agency 3220 Hoolako St. Lihue, Hawaii 96766	
	Description	Specifications
1	CHASSIS	
A	Vehicle dimensions	Wheelbase: 158" (min) Exterior width: 94" (min)
B	GVWR	Not to exceed manufacturer stated GVWR and conforms to Federal Motor Vehicle Safety Standards (FMVSS)
C	Engine	Minimum 7.3L V-8 gasoline engine
D	Transmission	minimum 6-speed automatic transmission with overdrive and auxiliary cooler
E	Tilt Wheel/ Power Steering	Equipped with power steering and a tilt steering column
F	Electrical	Dashboard instrumentation containing but not limited to: Speedometer, odometer, fuel and oil pressure gauges, coolant temperature, ammeter or voltmeter, and door ajar indicator Intermotive or approved equal, wheelchair interlock and fast idle system with both automatic and manual fast idle functions
G	Sound System	Bluetooth capable AM/FM stereo radio with clock, USB port and factory installed front and rear speakers
H	Alternator	Equipped with the heaviest duty alternator available from manufacturer
I	Battery	Dual batteries, 600 CCA (min), in body compartment on slide out tray with stainless steel roller bearings
J	Brakes	Power dual hydraulic front and rear disc with ABS anti-lock brakes Parking brake with foot pedal apply
K	Fuel Tank	Fifty (55) gallon with key locking fuel door Fuel tank shall be full at time of delivery
L	Axle GAWR	Front: 5,000 lbs (min) or manufacturer's GAWR (whichever is greater) Rear: 8,500 lbs (min) or manufacturer's GAWR (whichever is greater) Axle ratio suitable for use in both city and highway driving
M	Drive Shaft	Protective metal guard(s) for the driveline shaft(s) installed
N	Suspension	Suspension system shall be heavy duty and meet manufacturer and Federal GAWR requirements for GVWR of the vehicle Front suspension shall be OEM with shock absorbers and stabilizer bar Heavy duty multi leaf spring rear suspension with shock absorbers and MORryde rear add-on rubber suspension or equal
O	Wheels and Tires	Six (6) radial tires, single front, dual rear, highway tread and rating suitable for GVWR No spare tire needed Tires to be 4-point aligned after vehicle arrives on island. Copy of alignment report with weight distribution analysis to be provided upon delivery
P	Radiator	OEM heavy-duty radiator available for maximum cooling
Q	Windshield Wipers	Two (2) speed with interval option and washer

2	BODY (EXTERIOR)	
A	Structure	Meets all applicable FMVSS
B	Insulation	Minimum 1" insulation in body sides, rear, and roof.
C	Doors	<p>Curbside front entrance: Power operated door with a two (2) panel design. The entry door frame to be constructed with stainless steel. Control from the driver's seat.</p> <p>Rear emergency door: Glass in upper and lower sections Labeled "EMERGENCY DOOR" with 2" lettering inside and outside side Sliding bar latch with buzzer and door lock that disables starter and buzzes when door is locked Arrow indicating direction of door handle action inside and outside Decals or lettering indicating location and opening instructions</p>
D	Step Wells	<p>Individual step risers shall be a maximum of 9.5" in height with step tread a minimum of 8.5" deep Bottom step tread shall not exceed 12.5" from the the ground unloaded Equipped with LED stepwell light</p>
E	Handrails	Stainless steel sloping grab rails located both sides of the entrance door
F	Windows	<p>All tinted including shaded windshield Passenger windows: Horizontal sliding sash or "T type" Factory tinted Two (2) push out emergency windows per side with buzzers and lettering or decals to indicate location and opening instructions</p>
G	Bumpers	Front OEM chrome and rear painted steel bump
H	Color (Paint)	OEM white finish
3	BODY (INTERIOR)	
A	Dimensions	<p>Headroom: 75" (min) Interior width: 85" (min) Aisle width: 16" (min) for the entire length of passenger compartment</p>
B	Seating	<p>Driver's: High back, adjustable fore and aft with right armrest Retractable 3 point seat belt Level 4 upholstery (min.) With the following adjustments: Forward and back Backrest pitch</p> <p>All Passenger's: Forward facing foldaway seats with arm rests, contoured foam seat cushion and back. Seat cushion depth shall be a minimum of 15". All seats lock to secure in place when in use, integrated 3-point retractable seat belt system that meets or exceeds all FMVSS requirements, and two (2) padded grab/assist handles shall be mounted on top of seats. All seats shall be spaced on a minimum of 30" seat centers allowing 17.5" (min) leg space between the front of the bottom cushion and the back of the next forward seat. All seats shall be covered with Level 4 vinyl upholstery (min.). Two (2) seat belt extenders to be of same manufacturer as main belt.</p>
C	Flooring	<p>Shall be covered with a minimum of 5/8" marine grade plywood, treated to resist moisture and decomposition, over high grade steel subfloor. Altro Transfer Meta or Gerflor Sirius flooring or equal throughout the passenger compartment and on the stepreads. Cove flooring to sidewalls</p>

4	EQUIPMENT	
A	Interior Lights	All interior lighting is to be LED type Driver dome, passenger courtesy and stepwell lights Light at emergency exit Light to illuminate wheelchair lift operated by opening of lift door
B	Exterior Lights	All exterior lighting is to be LED type Three (3) front amber identification lights Three (3) rear red identification lights Daytime running lights
C	Air conditioning	Front OEM with defroster and heater Separate rear air conditioning system, 60,000 BTU (min). The BTU rating of the rear <i>axle unit</i> is to be rated as a stand alone system and not be included in the BTU rating of the OEM dash <i>axle unit</i> . The <i>axle system</i> shall include the OEM compressor and an additional 13 cubic inch compressor for the passenger area axle. Separate controls located in the driver's area for front and rear unit
D	Mirrors	7" min. rear view mirror that switches into a reverse camera when reversing Exterior side view: dual mirrors with electric remote control functions for both lenses
E	Reverse Backup Sensor	Backup warning signal and sonar warning system that gives both an audible signal and a visual digital distance readout in the driver's area.
F	Reverse Camera	Backup camera with monitor built into the rear view mirror
5	SAFETY EQUIPMENT	
A	Emergency Reflectors	Mounted and removable kit containing 3 reflective warning triangles
B	First Aid Kit	Kit with metal case mounted securely to the inside of the vehicle near driver 16 unit conforms to DOT and OSHA requirements
C	Fire Extinguisher	Metal body fire extinguisher: Mounted for easy access to driver but not impede the ingress and egress of passengers 5 lb., 2A10BC, dry chemical
6	WHEELCHAIR SECUREMENT AREA	
A	Wheelchair Position(s)	Three (3) wheelchair positions - See Attachment A
B	Wheelchair Securement System	Three (3) sets of wheelchair securement system equal to the Q-Strait 8100 deluxe utilizing L track - See Attachment A Restraint system with retractable and adjustable shoulder harness. All foldaway seats shall have the tie down storage system for the w/c securements. Each w/c position shall include webbing loops.
C	Lap and Shoulder Restraint	All belt components shall meet ADA requirements. See Attachment A. Written and video instructions on how to use lap and shoulder restraints
D	Wheelchair Lift	Shall have a rating of 1000 lbs., a platform size of 34" x 54". Braun Century or approved equal. Vehicle shall be equipped with a wheelchair interlock system.
E	Wheelchair Lift Location	Rear of passenger entry door on right side of the vehicle

<p align="center">Item 23 Ten (10) Passenger Van; Mid Roof; Two (2) Wheelchair Positions Lift Located Rear of Vehicle</p>		
Seating Capacity		10 Ambulatory (includes driver); 2 Wheelchairs
Vehicle Classification:		Light Duty Motor Vehicle
Delivery Information:		Maui Adult Day Care Centers 11 Mahaolu St Ste B Kahului, Hawaii 96732
	Description	Specifications
1	CHASSIS	
A	Vehicle Dimensions	Wheelbase: 130" (maximum) Overall length: 220" (maximum) Overall height: 98" (minimum) to 100" (maximum) Overall width: 81" (minimum)
B	GVWR	Not to exceed manufacturer stated GVWR and conforms to Federal Motor Vehicle Safety Standards (FMVSS)
C	Engine	Minimum, 3.5L V6 engine
D	Transmission	OEM automatic 10 speed with overdrive, minimum
E	Tilt Wheel / Power Steering	Equipped with power steering and a tilt steering column
F	Electrical	Dashboard instrumentation containing but not limited to: Speedometer, odometer, fuel and oil pressure gauges, coolant temperature and ammeter or voltmeter Audio - Bluetooth capable AM/FM stereo radio with USB port and factory installed front and rear speakers
G	Alternator	Equipped with the heaviest duty alternator available from manufacturer
H	Battery	Dual (2) heavy duty, maintenance free OEM batteries
I	Brakes	Power assisted hydraulic front and rear disc with ABS anti-lock brakes Transmission mounted Parking brake with hand activated
j	Fuel Tank	25 gallon (minimum) Fuel tank shall be full at time of delivery
K	Suspension	Suspension system shall be heavy duty and meet manufacturer and Federal GAWR requirements for GVWR of the vehicle Front - Independent Macpherson-strut & stabilizer bar or approved equal Rear - Leaf spring and heavy duty gas shock absorbers or approved equal
L	Wheels and Tires	All season radial tires and wheels. Shall meet manufacturer and Federal GAWR requirements for GVWR of the vehicle. Tires shall be 235/65R16 black sidewall (BSW) all season or approved equal. Full size spare tire and wheel mounted on vehicle, 4-ton jack and tool kit Tires to be 4-point aligned after vehicle arrives on island. Copy of alignment report with weight distribution analysis to be provide upon delivery.
M	Radiator	Heavy-duty OEM radiator available for maximum cooling
N	Windshield Wipers	Variable intermittent
2	BODY (EXTERIOR)	
A	Insulation	Insulation in sides, roof, and rear that meets or exceeds all FMVSS requirements
B	Doors	OEM driver and passenger front doors with power locks, windows and mirrors Full height sliding OEM passenger side entry door and rear dual doors
C	Running Board	Full length powder coated aluminum, galvanized, or high grade stainless steel running board that extends from the rear passenger sliding door to the front passenger door or approved equal. See Attachment A

D	Driver's Step	Powdered coated aluminum, galvanized, or high grade stainless steel driver step or approved equal. See Attachment A
E	Windows	OEM seamless solid pane windows and OEM chassis manufacturer provided privacy tinted windows. Must meet all applicable FMVSS requirements
F	Emergency Signs	Red "EXIT" signs placed at emergency exits to meet FMVSS
G	Bumpers	Front and rear bumpers must be OEM manufacturer standards
H	Color (Paint)	OEM white finish
3	BODY (INTERIOR)	
A	Seating	OEM recliner driver & co-pilot seats with retractable seatbelt and shoulder harness Foldaway black or gray vinyl seats that meet FMVSS 302 burn resistance requirements. Seating shall consist of three (3) foldaways on the street side and 2 single fixed seats on the curb side. All three (3) foldaway seats shall be equipped with aisle side arm rests, wheelchair securement storage equal to Freedman TOSS on the bottom of seat. Two sets of seat belt extensions shall be provided
B	Air Bags	Driver and co-pilot seat air bags. Shall have additional OEM side curtain air bags throughout.
C	Grab Rails	Stainless steel grab rails located on left and right side of passenger entry
D	Panels	Interior wall and ceiling panels are to be OEM chassis manufacturer
E	Flooring	Steel reinforced wood floor on steel OEM floor or approved equal
4	EQUIPMENT	
A	Lights	Meets all Federal Motor Vehicle Safety Standards (FMVSS) OEM interior and exterior lights Driver dome, passenger courtesy & step well lights Step well light operated by door opener and/or driver with override switch on control panel. Light to illuminate wheelchair lift operated by opening of lift door
B	Air conditioning	Front and rear OEM dash and ducted rear air conditioning, defroster, and heat
C	Mirrors	Interior rear view: manufacturer standard Right and left exterior: power adjustable from driver's seat
D	Sun Visor	Driver/front-passenger sun visors-vinyl trimmed
E	Back-up Alarm	Reverse alarm and reverse sensing system
F	Reverse Camera	OEM Reverse camera and dash monitor
G	Spare Keys	Four (4) ignition keys are to be included with vehicle
5	SAFETY EQUIPMENT	
A	Emergency Reflectors	Mounted and removable kit containing three (3) reflective warning triangles
B	First Aid Kit	Kit with metal case mounted securely to the inside of the vehicle near driver 16 unit conforms to DOT and OSHA requirements
C	Fire Extinguisher	Metal body 2.5 lb., 2A10BC, dry chemical, mounted for easy access to driver but not impede the ingress and egress of passengers
6	WHEELCHAIR SECUREMENT AREA	
A	Wheelchair Position(s)	Two (2) wheelchair positions - See Attachment A.
B	Wheelchair Securement System	Two (2) sets of wheelchair securement devices, Q-Straint model 8100 deluxe with L track or approved equal. See Attachment A.
C	Lap and Shoulder Restraint	All lap and shoulder restraint shall match up with the Q-Straint model 8100 retractor or approved equal. See Attachment A. Written and video instructions on how to use lap and shoulder restraints
D	Wheelchair Lift	Shall have a rating of 1000 lbs., Braun Century or approved equal. Located at the rear of vehicle - See Attachment A.

<p align="center">Item 24 Low Floor Minivan; Two (2) Wheelchair Positions Manual Bi-Fold Swing-Away Ramp</p>		
Seating Capacity		6 Ambulatory (includes driver); 2 Wheelchairs
Vehicle Classification:		Light Duty Motor Vehicle
Delivery Information:		Arc of Maui County 140 N. Market St. Wailuku, Hawaii 96793
	Description	Specifications
1	CHASSIS	
A	Vehicle Dimensions	Wheelbase: 121" (min) Overall length: 202" (min) Overall height: 68" (min) Overall width: 78" (min)
B	GVWR	Not to exceed manufacturer stated GVWR and conforms to Federal Motor Vehicle Safety Standards (FMVSS)
C	Engine	minimum 3.6 L, V-6, gasoline engine with electronic fuel injection
D	Transmission	minimum 6-speed automatic, electronically controlled with overdrive.
E	Tilt Wheel/ Power Steering	Equipped with power steering and a tilt steering column, adjustable for various up and down positions.
F	Electrical	Dashboard instrumentation containing but not limited to: Speedometer, odometer, fuel and oil pressure gauges, coolant temperature, ammeter or voltmeter, and door ajar indicator light. OEM tilt steering wheel and cruise control Audio - Bluetooth capable AM/FM stereo with USB port and factory installed speakers
G	Back-up Alarm	Reverse alarm and reverse sensing system
H	Reverse Camera	OEM reverse camera and dash monitor
I	Alternator	Equipped with heaviest duty alternator available from manufacturer
J	Battery	Equipped with heaviest duty battery available from manufacturer
K	Brakes	Shall be power-assisted 4-wheel disc type, anti-lock braking system. OEM parking brake assemblies and dash warning light
L	Fuel Tank	Equipped with largest available from manufacturer. Tank, fuel lines and hardware must meet all current FMVSS and EPA requirements. Fuel tank shall be full at time of delivery
M	Suspension	Front: OEM suspension and components with heavy duty shock absorbers Rear: Heavy duty load-leveling air suspension with heavy duty shock absorbers Shall maintain ground clearance and meet all ADA requirements for entry when a ramp is utilized

N	Wheels and Tires	All tires shall be from the same manufacturer and all season, tubeless, steel radial blackwall. Shall be the largest size available from the vehicle manufacturer to meet the GVWR rating and equipped with wheel covers Tire pressure monitoring sensor OEM spare tire, includes jack and tool kit
O	Radiator	OEM radiator, heaviest duty available for maximum cooling
P	Windshield Wipers	Front: 2 speed with interval option and washer Rear: wiper/washer
Q	Alignment	Shall have a four (4) wheel alignment at final point of inspection, just prior to delivery
2	BODY AND EQUIPMENT	
A	Bumpers	Front and rear bumper shall be OEM
B	Doors	OEM driver and passenger front doors with power locks Manual driver and passenger side (mobility ramp) sliding doors Rear door emergency exit with quick release, manual override for opening the locked door from inside the vehicle. Shall provide decal showing operating instructions.
C	Windows	Equipped with power windows and OEM standard tinted windows
D	Color (Paint)	OEM white exterior paint
E	Seating	All seats shall be covered with viny and must comply with FMVSS. Seat colors shall match the OEM seats color of beige or grey. Driver seat: OEM power and fixed Front passenger seat: OEM and removable to roll out for mobility aid access/securement. 2nd row seat: forward facing 2-passenger fold-away seat with seat belts and shall be positioned in the wheelchair securement area. 3rd row rear bench seat to accommodate 2 passengers with foot rest
F	Grab Handles	Factory installed OEM
G	Mobility Aid Ramp	Side or rear entry, fold-out manual wheelchair ramp Shall have minimum usable width of 30" and a slope meeting the requirements of ADA, 49 CFR Surface shall be continuous and made skid resistant through powder coating and a rated capacity of 800 lb. or greater.
H	Lighting	All vehicle lighting shall conform to ADA 49 CFR, Part 38, Subpart B OEM interior and exterior lights Daytime running lights
I	Air conditioning	OEM heating/defrosting and air conditioning system with vents front and rear
J	Flooring	Anti-slip ADA flooring. Gray Altro or equivalent.
K	Mirrors	Interior rear view: manufacturer standard OEM left and right exterior manual folding mirror
L	Sun Visor	Driver/front-passenger sun visors-vinyl trimmed

3	SAFETY EQUIPMENT	
A	Emergency Reflectors	Mounted and removable kit containing three reflective warning triangles
B	First Aid Kit	Kit with metal case mounted securely to the inside of the vehicle near driver 10 unit conforms to DOT and OSHA requirements
C	Fire Extinguishers	Metal body 2.5 lb., 2A10BC, dry chemical, mounted for easy access to driver but not impede the ingress and egress of passengers
4	WHEELCHAIR SECUREMENT AREA	
A	Wheelchair Position(s)	Two (2) Wheelchair Positions. See Attachment A.
B	Wheelchair Securement System	Shall be installed according to ADA requirements. See Attachment A. Securement location shall be located in two (2) positions: one (1) position shall be next to the driver and the second (2nd) position shall be in the center of the vehicle behind the driver and passenger seats. Q'Straint wheelchair restraint track system or approved equal Provide storage method for tie downs when not in use
C	Lap and Shoulder Restraint	All belt components shall meet ADA requirements. See Attachment A.

Item 25		
Ten (10) Passenger Van; Mid Roof; Two (2) Wheelchair Positions Lift Located Rear of Vehicle		
Seating Capacity	10 Ambulatory (includes driver); 2 Wheelchairs	
Vehicle Classification:	Light Duty Motor Vehicle	
Delivery Information:	Hale Makua Health Services 472 Kaulana Street Kahului, Hawaii 96732	
	Description	Specifications
1	CHASSIS	
A	Vehicle Dimensions	Wheelbase: 130" (maximum) Overall length: 220" (maximum) Overall height: 98" (minimum) to 100" (maximum) Overall width: 81" (minimum)
B	GVWR	Not to exceed manufacturer stated GVWR and conforms to Federal Motor Vehicle Safety Standards (FMVSS)
C	Engine	Minimum, 3.5L V6 engine
D	Transmission	OEM automatic 10 speed with overdrive, minimum
E	Tilt Wheel / Power Steering	Equipped with power steering and a tilt steering column
F	Electrical	Dashboard instrumentation containing but not limited to: Speedometer, odometer, fuel and oil pressure gauges, coolant temperature and ammeter or voltmeter Audio - Bluetooth capable AM/FM stereo radio with USB port and factory installed front and rear speakers
G	Alternator	Equipped with the heaviest duty alternator available from manufacturer
H	Battery	Dual (2) heavy duty, maintenance free OEM batteries
I	Brakes	Power assisted hydraulic front and rear disc with ABS anti-lock brakes Transmission mounted Parking brake with hand activated
j	Fuel Tank	25 gallon (minimum) Fuel tank shall be full at time of delivery
K	Suspension	Suspension system shall be heavy duty and meet manufacturer and Federal GAWR requirements for GVWR of the vehicle Front - Independent Macpherson-strut & stabilizer bar or approved equal Rear - Leaf spring and heavy duty gas shock absorbers or approved equal
L	Wheels and Tires	All season radial tires and wheels. Shall meet manufacturer and Federal GAWR requirements for GVWR of the vehicle. Tires shall be 235/65R16 black sidewall (BSW) all season or approved equal. Full size spare tire and wheel mounted on vehicle, 4-ton jack and tool kit Tires to be 4-point aligned after vehicle arrives on island. Copy of alignment report with weight distribution analysis to be provide upon delivery.
M	Radiator	Heavy-duty OEM radiator available for maximum cooling
N	Windshield Wipers	Variable intermittent
2	BODY (EXTERIOR)	
A	Insulation	Insulation in sides, roof, and rear that meets or exceeds all FMVSS requirements
B	Doors	OEM driver and passenger front doors with power locks, windows and mirrors Full height sliding OEM passenger side entry door and rear dual doors
C	Running Board	Full length powder coated aluminum, galvanized, or high grade stainless steel running board that extends from the rear passenger sliding door to the front passenger door or approved equal. See Attachment A

D	Driver's Step	Powdered coated aluminum, galvanized, or high grade stainless steel driver step or approved equal. See Attachment A
E	Windows	OEM seamless solid pane windows and OEM chassis manufacturer provided privacy tinted windows. Must meet all applicable FMVSS requirements
F	Emergency Signs	Red "EXIT" signs placed at emergency exits to meet FMVSS
G	Bumpers	Front and rear bumpers must be OEM manufacturer standards
H	Color (Paint)	OEM white finish
3	BODY (INTERIOR)	
A	Seating	OEM recliner driver & co-pilot seats with retractable seatbelt and shoulder harness Foldaway black or gray vinyl seats that meet FMVSS 302 burn resistance requirements. Seating shall consist of three (3) foldaways on the street side and 2 single fixed seats on the curb side. All three (3) foldaway seats shall be equipped with aisle side arm rests, wheelchair securement storage equal to Freedman TOSS on the bottom of seat. Two sets of seat belt extensions shall be provided
B	Air Bags	Driver and co-pilot seat air bags. Shall have additional OEM side curtain air bags throughout.
C	Grab Rails	Stainless steel grab rails located on left and right side of passenger entry
D	Panels	Interior wall and ceiling panels are to be OEM chassis manufacturer
E	Flooring	Steel reinforced wood floor on steel OEM floor or approved equal
4	EQUIPMENT	
A	Lights	Meets all Federal Motor Vehicle Safety Standards (FMVSS) OEM interior and exterior lights Driver dome, passenger courtesy & step well lights Step well light operated by door opener and/or driver with override switch on control panel. Light to illuminate wheelchair lift operated by opening of lift door
B	Air conditioning	Front and rear OEM dash and ducted rear air conditioning, defroster, and heat
C	Mirrors	Interior rear view: manufacturer standard Right and left exterior: power adjustable from driver's seat
D	Sun Visor	Driver/front-passenger sun visors-vinyl trimmed
E	Back-up Alarm	Reverse alarm and reverse sensing system
F	Reverse Camera	OEM Reverse camera and dash monitor
G	Spare Keys	Four (4) ignition keys are to be included with vehicle
5	SAFETY EQUIPMENT	
A	Emergency Reflectors	Mounted and removable kit containing three (3) reflective warning triangles
B	First Aid Kit	Kit with metal case mounted securely to the inside of the vehicle near driver 16 unit conforms to DOT and OSHA requirements
C	Fire Extinguisher	Metal body 2.5 lb., 2A10BC, dry chemical, mounted for easy access to driver but not impede the ingress and egress of passengers
6	WHEELCHAIR SECUREMENT AREA	
A	Wheelchair Position(s)	Two (2) wheelchair positions - See Attachment A
B	Wheelchair Securement System	Two (2) sets of wheelchair securement devices, Q-Straint model 8100 deluxe with L track or approved equal. See Attachment A
C	Lap and Shoulder Restraint	All lap and shoulder restraint shall match up with the Q-Straint model 8100 retractor or approved equal. See Attachment A. Written and video instructions on how to use lap and shoulder restraints
D	Wheelchair Lift	Shall have a rating of 1000 lbs., Braun Century or approved equal. Located at the rear of vehicle - See Attachment A

Item 26		
Fourteen (14) Passenger; Three (3) Wheelchair Positions Lift Located Curbside Immediately Rear of Front Entrance		
Seating Capacity	14 Ambulatory; 3 Wheelchairs	
Vehicle Classification:	Light Duty Motor Vehicle	
Delivery Information:	Maui Adult Care Centers 11 Mahaolu St Ste B Kahului, Hawaii 96732	
	Description	Specifications
1	CHASSIS	
A	Vehicle dimensions	Wheelbase: 158" (min) Exterior width: 94" (min)
B	GVWR	Not to exceed manufacturer stated GVWR and conforms to Federal Motor Vehicle Safety Standards (FMVSS)
C	Engine	Minimum 7.3L V-8 gasoline engine
D	Transmission	minimum 6-speed automatic transmission with overdrive and auxiliary cooler
E	Tilt Wheel / Power Steering	Equipped with power steering and a tilt steering column
F	Electrical	Dashboard instrumentation containing but not limited to: Speedometer, odometer, fuel and oil pressure gauges, coolant temperature, ammeter or voltmeter, and door ajar indicator Intermotive or approved equal, wheelchair interlock and fast idle system with both automatic and manual fast idle functions
G	Sound System	Bluetooth capable AM/FM stereo radio with clock, USB port and factory installed front and rear speakers
H	Alternator	Equipped with the heaviest duty alternator available from manufacturer
I	Battery	Dual batteries, 600 CCA (min), in body compartment on slide out tray with stainless steel roller bearings
J	Brakes	Power dual hydraulic front and rear disc with ABS anti-lock brakes Parking brake with foot pedal apply
K	Fuel Tank	Fifty (55) gallon with key locking fuel door Fuel tank shall be full at time of delivery
L	Axle GAWR	Front: 5,000 lbs (min) or manufacturer's GAWR (whichever is greater) Rear: 8,500 lbs (min) or manufacturer's GAWR (whichever is greater) Axle ratio suitable for use in both city and highway driving
M	Drive Shaft	Protective metal guard(s) for the driveline shaft(s) installed
N	Suspension	Suspension system shall be heavy duty and meet manufacturer and Federal GAWR requirements for GVWR of the vehicle Front suspension shall be OEM with shock absorbers and stabilizer bar Heavy duty multi leaf spring rear suspension with shock absorbers and MORryde rear add-on rubber suspension or equal
O	Wheels and Tires	Six (6) radial tires, single front, dual rear, highway tread and rating suitable for GVWR No spare tire needed Tires to be 4-point aligned after vehicle arrives on island. Copy of alignment report with weight distribution analysis to be provided upon delivery
P	Radiator	OEM heavy-duty radiator available for maximum cooling
Q	Windshield Wipers	Two (2) speed with interval option and washer

2	BODY (EXTERIOR)	
A	Structure	Meets all applicable FMVSS
B	Insulation	Minimum 1" insulation in body sides, rear, and roof.
C	Doors	Curbside front entrance: Power operated door with a two (2) panel design. The entry door frame to be constructed with stainless steel. Control from the driver's seat. Rear emergency door: Glass in upper and lower sections Labeled "EMERGENCY DOOR" with 2" lettering inside and outside side Sliding bar latch with buzzer and door lock that disables starter and buzzes when door is locked Arrow indicating direction of door handle action inside and outside Decals or lettering indicating location and opening instructions
D	Step Wells	Individual step risers shall be a maximum of 9.5" in height with step tread a minimum of 8.5" deep Bottom step tread shall not exceed 12.5" from the the ground unloaded Equipped with LED stepwell Light
E	Handrails	Stainless steel sloping grab rails located both sides of the entrance door
F	Windows	All tinted including shaded windshield Passenger windows: Horizontal sliding sash or "T type" Factory tinted Two (2) push out emergency windows per side with buzzers and lettering or decals to indicate location and opening instructions
G	Bumpers	Front OEM chrome and rear painted steel bump
H	Color (Paint)	OEM white finish
3	BODY (INTERIOR)	
A	Dimensions	Headroom: 75" (min) Interior width: 85" (min) Aisle width: 16" (min) for the entire length of passenger compartment
B	Seating	Driver's: High back, adjustable fore and aft with right armrest Retractable 3 point seat belt Level 4 upholstery (min.) With the following adjustments: Forward and back Backrest pitch All Passengers: Forward facing foldaway seats with arm rests, contoured foam seat cushion and back. Seat cushion depth shall be a minimum of 15". All seats lock to secure in place when in use, integrated 3-point retractable seat belt system that meets or exceeds all FMVSS requirements, and two (2) padded grab/assist handles shall be mounted on top of seats. All seats shall be spaced on a minimum of 30" seat centers allowing 17.5" (min) leg space between the front of the bottom cushion and the back of the next forward seat. All seats shall be covered with Level 4 vinyl upholstery (min.). Two (2) seat belt extenders to be of same manufacturer as main belt.
C	Flooring	Shall be covered with a minimum of 5/8" marine grade plywood, treated to resist moisture and decomposition, over high grade steel subfloor. Altro Transfer Meta or Gerflor Sirius flooring or equal throughout the passenger compartment and on the stoptreads. Cove flooring to sidewalls

4	EQUIPMENT	
A	Interior Lights	All interior lighting is to be LED type Driver dome, passenger courtesy and stepwell lights Light at emergency exit Light to illuminate wheelchair lift operated by opening of lift door
B	Exterior Lights	All exterior lighting is to be LED type Three (3) front amber identification lights Three (3) rear red identification lights Daytime running lights
C	Air conditioning	Front OEM with defroster and heater Separate rear air conditioning system, 60,000 BTU (min). The BTU rating of the rear <i>axle unit</i> is to be rated as a stand alone system and not be included in the BTU rating of the OEM dash <i>axle unit</i> . The <i>axle system</i> shall include the OEM compressor and an additional 13 cubic inch compressor for the passenger area axle. Separate controls located in the driver's area for front and rear unit
D	Mirrors	7" min. rear view mirror that switches into a reverse camera when reversing Exterior side view: dual mirrors with electric remote control functions for both lenses
E	Reverse Backup Sensor	Backup warning signal and sonar warning system that gives both an audible signal and a visual digital distance readout in the driver's area.
F	Reverse Camera	Backup camera with monitor built into the rear view mirror
5	SAFETY EQUIPMENT	
A	Emergency Reflectors	Mounted and removable kit containing 3 reflective warning triangles
B	First Aid Kit	Kit with metal case mounted securely to the inside of the vehicle near driver 16 unit conforms to DOT and OSHA requirements
C	Fire Extinguisher	Metal body fire extinguisher: Mounted for easy access to driver but not impede the ingress and egress of passengers 5 lb., 2A10BC, dry chemical
6	WHEELCHAIR SECUREMENT AREA	
A	Wheelchair Positions	Three (3) wheelchair positions - See Attachment A.
B	Wheelchair Securement System	Three (3) sets of wheelchair securement system equal to the Q-Straint 8100 deluxe utilizing L track - See Attachment A. Restraint system with retractable and adjustable shoulder harness. All foldaway seats shall have the tie down storage system for the w/c securements. Each w/c position shall include webbing loops.
C	Lap and Shoulder Restraint	All belt components shall meet ADA requirements. See Attachment A. Written and video instructions on how to use lap and shoulder restraints
D	Wheelchair Lift	Shall have a rating of 1000 lbs., a platform size of 34" x 54". Braun Century or approved equal. Vehicle shall be equipped with a wheelchair interlock system.
E	Wheelchair Lift Location	Rear of passenger entry door on right side of the vehicle

Item 27		
Fourteen (14) Passenger; Three (3) Wheelchair Positions Lift Located Curbside Immediately Rear of Front Entrance		
Seating Capacity	14 Ambulatory; 3 Wheelchairs	
Vehicle Classification:	Light Duty Motor Vehicle	
Delivery Information:	Maui Economic Opportunity, Inc. 99 Mahalani Street Wailuku, Hawaii 96793	
Description	Specifications	
1	CHASSIS	
A	Vehicle dimensions	Wheelbase: 158" (min) Exterior width: 94" (min)
B	GVWR	Not to exceed manufacturer stated GVWR and conforms to Federal Motor Vehicle Safety Standards (FMVSS)
C	Engine	Minimum 7.3L V-8 gasoline engine
D	Transmission	minimum 6-speed automatic transmission with overdrive and auxiliary cooler
E	Tilt Wheel / Power Steering	Equipped with power steering and a tilt steering column
F	Electrical	Dashboard instrumentation containing but not limited to: Speedometer, odometer, fuel and oil pressure gauges, coolant temperature, ammeter or voltmeter, and door ajar indicator Intermotive or approved equal, wheelchair interlock and fast idle system with both automatic and manual fast idle functions
G	Sound System	Bluetooth capable AM/FM stereo radio with clock, USB port and factory installed front and rear speakers
H	Alternator	Equipped with the heaviest duty alternator available from manufacturer
I	Battery	Dual batteries, 600 CCA (min), in body compartment on slide out tray with stainless steel roller bearings
J	Brakes	Power dual hydraulic front and rear disc with ABS anti-lock brakes Parking brake with foot pedal apply
K	Fuel Tank	Fifty (55) gallon with key locking fuel door Fuel tank shall be full at time of delivery
L	Axle GAWR	Front: 5,000 lbs (min) or manufacturer's GAWR (whichever is greater) Rear: 8,500 lbs (min) or manufacturer's GAWR (whichever is greater) Axle ratio suitable for use in both city and highway driving
M	Drive Shaft	Protective metal guard(s) for the driveline shaft(s) installed
N	Suspension	Suspension system shall be heavy duty and meet manufacturer and Federal GAWR requirements for GVWR of the vehicle Front suspension shall be OEM with shock absorbers and stabilizer bar Heavy duty multi leaf spring rear suspension with shock absorbers and MORryde rear add-on rubber suspension or equal
O	Wheels and Tires	Six (6) radial tires, single front, dual rear, highway tread and rating suitable for GVWR No spare tire needed Tires to be 4-point aligned after vehicle arrives on island. Copy of alignment report with weight distribution analysis to be provided upon delivery
P	Radiator	OEM heavy-duty radiator available for maximum cooling
Q	Windshield Wipers	Two (2) speed with interval option and washer

2	BODY (EXTERIOR)	
A	Structure	Meets all applicable FMVSS
B	Insulation	Minimum 1" insulation in body sides, rear, and roof.
C	Doors	<p>Curbside front entrance: Power operated door with a two (2) panel design. The entry door frame to be constructed with stainless steel. Control from the driver's seat.</p> <p>Rear emergency door: Glass in upper and lower sections Labeled "EMERGENCY DOOR" with 2" lettering inside and outside side Sliding bar latch with buzzer and door lock that disables starter and buzzes when door is locked Arrow indicating direction of door handle action inside and outside Decals or lettering indicating location and opening instructions</p>
D	Step Wells	<p>Individual step risers shall be a maximum of 9.5" in height with step tread a minimum of 8.5" deep Bottom step tread shall not exceed 12.5" from the the ground unloaded Equipped with LED stepwell Light</p>
E	Handrails	Stainless steel sloping grab rails located both sides of the entrance door
F	Windows	<p>All tinted including shaded windshield Passenger windows: Horizontal sliding sash or "T type" Factory tinted Two (2) push out emergency windows per side with buzzers and lettering or decals to indicate location and opening instructions</p>
G	Bumpers	Front OEM chrome and rear painted steel bump
H	Color (Paint)	OEM white finish
3	BODY (INTERIOR)	
A	Dimensions	<p>Headroom: 75" (min) Interior width: 85" (min) Aisle width: 16" (min) for the entire length of passenger compartment</p>
B	Seating	<p>Driver's: High back, adjustable fore and aft with right armrest Retractable 3 point seat belt Level 4 upholstery (min.) With the following adjustments: Forward and back Backrest pitch</p> <p>All Passenger's: Forward facing foldaway seats with arm rests, contoured foam seat cushion and back. Seat cushion depth shall be a minimum of 15". All seats lock to secure in place when in use, integrated 3-point retractable seat belt system that meets or exceeds all FMVSS requirements, and two (2) padded grab/assist handles shall be mounted on top of seats. All seats shall be spaced on a minimum of 30" seat centers allowing 17.5" (min) leg space between the front of the bottom cushion and the back of the next forward seat. All seats shall be covered with Level 4 vinyl upholstery (min.). Two (2) seat belt extenders to be of same manufacturer as main belt.</p>
C	Flooring	<p>Shall be covered with a minimum of 5/8" marine grade plywood, treated to resist moisture and decomposition, over high grade steel subfloor. Altro Transfer Meta or Gerflor Sirius flooring or equal throughout the passenger compartment and on the stoptreads. Cove flooring to sidewalls</p>

4 EQUIPMENT		
A	Interior Lights	All interior lighting is to be LED type Driver dome, passenger courtesy and stepwell lights Light at emergency exit Light to illuminate wheelchair lift operated by opening of lift door
B	Exterior Lights	All exterior lighting is to be LED type Three (3) front amber identification lights Three (3) rear red identification lights Daytime running lights
C	Air conditioning	Front OEM with defroster and heater Separate rear air conditioning system, 60,000 BTU (min). The BTU rating of the rear <i>axle unit</i> is to be rated as a stand alone system and not be included in the BTU rating of the OEM dash <i>axle unit</i> . The <i>axle system</i> shall include the OEM compressor and an additional 13 cubic inch compressor for the passenger area axle. Separate controls located in the driver's area for front and rear unit
D	Mirrors	7" min. rear view mirror that switches into a reverse camera when reversing Exterior side view: dual mirrors with electric remote control functions for both lenses
E	Reverse Backup Sensor	Backup warning signal and sonar warning system that gives both an audible signal and a visual digital distance readout in the driver's area.
F	Reverse Camera	Backup camera with monitor built into the rear view mirror
5 SAFETY EQUIPMENT		
A	Emergency Reflectors	Mounted and removable kit containing 3 reflective warning triangles
B	First Aid Kit	Kit with metal case mounted securely to the inside of the vehicle near driver 16 unit conforms to DOT and OSHA requirements
C	Fire Extinguisher	Metal body fire extinguisher: Mounted for easy access to driver but not impede the ingress and egress of passengers 5 lb., 2A10BC, dry chemical
6 WHEELCHAIR SECUREMENT AREA		
A	Wheelchair Positions	Three (3) wheelchair positions - See Attachment A
B	Wheelchair Securement System	Three (3) sets of wheelchair securement system equal to the Q-Straint 8100 deluxe utilizing L track - See Attachment A Restraint system with retractable and adjustable shoulder harness. All foldaway seats shall have the tie down storage system for the w/c securements. Each w/c position shall include webbing loops.
C	Lap and Shoulder Restraint	All belt components shall meet ADA requirements. See Attachment A. Written and video instructions on how to use lap and shoulder restraints
D	Wheelchair Lift	Shall have a rating of 1000 lbs., a platform size of 34" x 54". Braun Century or approved equal. Vehicle shall be equipped with a wheelchair interlock system.
E	Wheelchair Lift Location	Rear of passenger entry door on right side of the vehicle

Item 28 Fourteen (14) Passenger; Three (3) Wheelchair Positions Lift Located Curbside Immediately Rear of Front Entrance		
Seating Capacity	14 Ambulatory; 3 Wheelchairs	
Vehicle Classification:	Light Duty Motor Vehicle	
Delivery Information:	Catholic Charities Hawaii 1822 Keeaumoku Street Honolulu, Hawaii 96822	
	Description	Specifications
1	CHASSIS	
A	Vehicle dimensions	Wheelbase: 158" (min) Exterior width: 94" (min)
B	GVWR	Not to exceed manufacturer stated GVWR and conforms to Federal Motor Vehicle Safety Standards (FMVSS)
C	Engine	Minimum 7.3L V-8 gasoline engine
D	Transmission	minimum 6-speed automatic transmission with overdrive and auxiliary cooler
E	Tilt Wheel / Power Steering	Equipped with power steering and a tilt steering column
F	Electrical	Dashboard instrumentation containing but not limited to: Speedometer, odometer, fuel and oil pressure gauges, coolant temperature, ammeter or voltmeter, and door ajar indicator Intermotive or approved equal, wheelchair interlock and fast idle system with both automatic and manual fast idle functions
G	Sound System	Bluetooth capable AM/FM stereo radio with clock, USB port and factory installed front and rear speakers
H	Alternator	Equipped with the heaviest duty alternator available from manufacturer
I	Battery	Dual batteries, 600 CCA (min), in body compartment on slide out tray with stainless steel roller bearings
J	Brakes	Power dual hydraulic front and rear disc with ABS anti-lock brakes Parking brake with foot pedal apply
K	Fuel Tank	Fifty (55) gallon with key locking fuel door Fuel tank shall be full at time of delivery
L	Axle GAWR	Front: 5,000 lbs (min) or manufacturer's GAWR (whichever is greater) Rear: 8,500 lbs (min) or manufacturer's GAWR (whichever is greater) Axle ratio suitable for use in both city and highway driving
M	Drive Shaft	Protective metal guard(s) for the driveline shaft(s) installed
N	Suspension	Suspension system shall be heavy duty and meet manufacturer and Federal GAWR requirements for GVWR of the vehicle Front suspension shall be OEM with shock absorbers and stabilizer bar Heavy duty multi leaf spring rear suspension with shock absorbers and MORryde rear add-on rubber suspension or equal
O	Wheels and Tires	Six (6) radial tires, single front, dual rear, highway tread and rating suitable for GVWR No spare tire needed Tires to be 4-point aligned after vehicle arrives on island. Copy of alignment report with weight distribution analysis to be provided upon delivery
P	Radiator	OEM heavy-duty radiator available for maximum cooling
Q	Windshield Wipers	Two (2) speed with interval option and washer

2	BODY (EXTERIOR)	
A	Structure	Meets all applicable FMVSS
B	Insulation	Minimum 1" insulation in body sides, rear, and roof.
C	Doors	<p>Curbside front entrance: Power operated door with a two (2) panel design. The entry door frame to be constructed with stainless steel. Control from the driver's seat.</p> <p>Rear emergency door: Glass in upper and lower sections Labeled "EMERGENCY DOOR" with 2" lettering inside and outside side Sliding bar latch with buzzer and door lock that disables starter and buzzes when door is locked Arrow indicating direction of door handle action inside and outside Decals or lettering indicating location and opening instructions</p>
D	Step Wells	<p>Individual step risers shall be a maximum of 9.5" in height with step tread a minimum of 8.5" deep Bottom step tread shall not exceed 12.5" from the the ground unloaded Equipped with LED stepwell Light</p>
E	Handrails	Stainless steel sloping grab rails located both sides of the entrance door
F	Windows	<p>All tinted including shaded windshield Passenger windows: Horizontal sliding sash or "T type" Factory tinted Two (2) push out emergency windows per side with buzzers and lettering or decals to indicate location and opening instructions</p>
G	Bumpers	Front OEM chrome and rear painted steel bump
H	Color (Paint)	OEM white finish
3	BODY (INTERIOR)	
A	Dimensions	<p>Headroom: 75" (min) Interior width: 85" (min) Aisle width: 16" (min) for the entire length of passenger compartment</p>
B	Seating	<p>Driver's: High back, adjustable fore and aft with right armrest Retractable 3 point seat belt Level 4 upholstery (min.) With the following adjustments: Forward and back Backrest pitch</p> <p>All Passenger's: Forward facing foldaway seats with arm rests, contoured foam seat cushion and back. Seat cushion depth shall be a minimum of 15". All seats lock to secure in place when in use, integrated 3-point retractable seat belt system that meets or exceeds all FMVSS requirements, and two (2) padded grab/assist handles shall be mounted on top of seats. All seats shall be spaced on a minimum of 30" seat centers allowing 17.5" (min) leg space between the front of the bottom cushion and the back of the next forward seat. All seats shall be covered with Level 4 vinyl upholstery (min.). Two (2) seat belt extenders to be of same manufacturer as main belt.</p>
C	Flooring	<p>Shall be covered with a minimum of 5/8" marine grade plywood, treated to resist moisture and decomposition, over high grade steel subfloor. Altro Transfer Meta or Gerflor Sirius flooring or equal throughout the passenger compartment and on the steptreads. Cove flooring to sidewalls</p>

4	EQUIPMENT	
A	Interior Lights	All interior lighting is to be LED type Driver dome, passenger courtesy and stepwell lights Light at emergency exit Light to illuminate wheelchair lift operated by opening of lift door
B	Exterior Lights	All exterior lighting is to be LED type Three (3) front amber identification lights Three (3) rear red identification lights Daytime running lights
C	Air conditioning	Front OEM with defroster and heater Separate rear air conditioning system, 60,000 BTU (min). The BTU rating of the rear <i>axle unit</i> is to be rated as a stand alone system and not be included in the BTU rating of the OEM dash <i>axle unit</i> . The <i>axle system</i> shall include the OEM compressor and an additional 13 cubic inch compressor for the passenger area axle. Separate controls located in the driver's area for front and rear unit
D	Mirrors	7" min. rear view mirror that switches into a reverse camera when reversing Exterior side view: dual mirrors with electric remote control functions for both lenses
E	Reverse Backup Sensor	Backup warning signal and sonar warning system that gives both an audible signal and a visual digital distance readout in the driver's area.
F	Reverse Camera	Backup camera with monitor built into the rear view mirror
5	SAFETY EQUIPMENT	
A	Emergency Reflectors	Mounted and removable kit containing 3 reflective warning triangles
B	First Aid Kit	Kit with metal case mounted securely to the inside of the vehicle near driver 16 unit conforms to DOT and OSHA requirements
C	Fire Extinguisher	Metal body fire extinguisher: Mounted for easy access to driver but not impede the ingress and egress of passengers 5 lb., 2A10BC, dry chemical
6	WHEELCHAIR SECUREMENT AREA	
A	Wheelchair Positions	Three (3) wheelchair positions - See Attachment A.
B	Wheelchair Securement System	Three (3) sets of wheelchair securement system equal to the Q-Straint 8100 deluxe utilizing L track - See Attachment A Restraint system with retractable and adjustable shoulder harness. All foldaway seats shall have the tie down storage system for the w/c securements. Each w/c position shall include webbing loops.
C	Lap and Shoulder Restraint	All belt components shall meet ADA requirements. See Attachment A. Written and video instructions on how to use lap and shoulder restraints
D	Wheelchair Lift	Shall have a rating of 1000 lbs., a platform size of 34" x 54". Braun Century or approved equal. Vehicle shall be equipped with a wheelchair interlock system.
E	Wheelchair Lift Location	Rear of passenger entry door on right side of the vehicle

<p align="center">Item 29 Low Floor Minivan; Two (2) Wheelchair Positions Manual Bi-Fold Swing-Away Ramp</p>		
Seating Capacity		6 Ambulatory (includes driver); 2 Wheelchairs
Vehicle Classification:		Light Duty Motor Vehicle
Delivery Information:		Opportunities and Resources, Inc. 64-1510 Kamehameha Hwy Wahiawa, Hawaii 96786
	Description	Specifications
1	CHASSIS	
A	Vehicle Dimensions	Wheelbase: 121" (min) Overall length: 202" (min) Overall height: 68" (min) Overall width: 78" (min)
B	GVWR	Not to exceed manufacturer stated GVWR and conforms to Federal Motor Vehicle Safety Standards (FMVSS)
C	Engine	minimum 3.6 L, V-6, gasoline engine with electronic fuel injection
D	Transmission	minimum 6-speed automatic, electronically controlled with overdrive
E	Tilt Wheel/ Power Steering	Equipped with power steering and a tilt steering column, adjustable for various up and down positions.
F	Electrical	Dashboard instrumentation containing but not limited to: Speedometer, odometer, fuel and oil pressure gauges, coolant temperature, ammeter or voltmeter, and door ajar indicator light. OEM tilt steering wheel and cruise control Audio - Bluetooth capable AM/FM stereo with USB port and factory installed speakers
G	Back-up Alarm	Reverse alarm and reverse sensing system
H	Reverse Camera	OEM reverse camera and dash monitor
I	Alternator	Equipped with heaviest duty alternator available from manufacturer
J	Battery	Equipped with heaviest duty battery available from manufacturer
K	Brakes	Shall be power-assisted 4-wheel disc type, anti-lock braking system. OEM parking brake assemblies and dash warning light
L	Fuel Tank	Equipped with largest available from manufacturer. Tank, fuel lines and hardware must meet all current FMVSS and EPA requirements. Fuel tank shall be full at time of delivery
M	Suspension	Front: OEM suspension and components with heavy duty shock absorbers Rear: Heavy duty load-leveling air suspension with heavy duty shock absorbers Shall maintain ground clearance and meet all ADA requirements for entry when a ramp is utilized

N	Wheels and Tires	All tires shall be from the same manufacturer and all season, tubeless, steel radial blackwall. Shall be the largest size available from the vehicle manufacturer to meet the GVWR rating and equipped with wheel covers Tire pressure monitoring sensor OEM spare tire, includes jack and tool kit
O	Radiator	OEM radiator, heaviest duty available for maximum cooling
P	Windshield Wipers	Front: 2 speed with interval option and washer Rear: wiper/washer
Q	Alignment	Shall have a four (4) wheel alignment at final point of inspection, just prior to delivery
2	BODY AND EQUIPMENT	
A	Bumpers	Front and rear bumper shall be OEM
B	Doors	OEM driver and passenger front doors with power locks Manual driver and passenger side (mobility ramp) sliding doors Rear door emergency exit with quick release, manual override for opening the locked door from inside the vehicle. Shall provide decal showing operating instructions.
C	Windows	Equipped with power windows and OEM standard tinted windows
D	Color (Paint)	OEM white exterior paint
E	Seating	All seats shall be covered with viny and must comply with FMVSS. Seat colors shall match the OEM seats color of beige or grey. Driver seat: OEM power and fixed Front passenger seat: OEM and removable to roll out for mobility aid access/securement. 2nd row seat: forward facing 2-passenger fold-away seat with seat belts and shall be positioned in the wheelchair securement area. 3rd row rear bench seat to accommodate 2 passengers with foot rest
F	Grab Handles	Factory installed OEM
G	Mobility Aid Ramp	Side or rear entry, fold-out manual wheelchair ramp Shall have minimum usable width of 30" and a slope meeting the requirements of ADA, 49 CFR Surface shall be continuous and made skid resistant through powder coating and a rated capacity of 800 lb. or greater.
H	Lighting	All vehicle lighting shall conform to ADA 49 CFR, Part 38, Subpart B OEM interior and exterior lights Daytime running lights
I	Air conditioning	OEM heating/defrosting and air conditioning system with vents front and rear
J	Flooring	Anti-slip ADA flooring. Gray Altro or equivalent.
K	Mirrors	Interior rear view: manufacturer standard OEM left and right exterior manual folding mirror
L	Sun Visor	Driver/front-passenger sun visors-vinyl trimmed

3	SAFETY EQUIPMENT	
A	Emergency Reflectors	Mounted and removable kit containing three reflective warning triangles
B	First Aid Kit	Kit with metal case mounted securely to the inside of the vehicle near driver 10 unit conforms to DOT and OSHA requirements
C	Fire Extinguishers	Metal body 2.5 lb., 2A10BC, dry chemical, mounted for easy access to driver but not impede the ingress and egress of passengers
4	WHEELCHAIR SECUREMENT AREA	
A	Wheelchair Position(s)	Two (2) Wheelchair Positions. See Attachment A.
B	Wheelchair Securement System	Shall be installed according to ADA requirements. See Attachment A Securement location shall be located in two (2) positions: one (1) position shall be next to the driver and the second (2nd) position shall be in the center of the vehicle behind the driver and passenger seats. Q'Straint wheelchair restraint track system or approved equal Provide storage method for tie downs when not in use
C	Lap and Shoulder Restraint	All belt components shall meet ADA requirements. See Attachment A

<p align="center">Item 30 Fourteen (14) Passenger; Three (3) Wheelchair Positions Lift Located Curbside Immediately Rear of Front Entrance</p>		
Seating Capacity	<p align="center">14 Ambulatory; 3 Wheelchairs</p>	
Vehicle Classification:	<p align="center">Light Duty Motor Vehicle</p>	
Delivery Information:	<p align="center">ORI Anuenue Hale, Inc. 64-1488 Kamehameha Hwy Wahiawa, Hawaii 96786</p>	
	Description	Specifications
1	CHASSIS	
A	Vehicle dimensions	Wheelbase: 158" (min) Exterior width: 94" (min)
B	GVWR	Not to exceed manufacturer stated GVWR and conforms to Federal Motor Vehicle Safety Standards (FMVSS)
C	Engine	Minimum 7.3L V-8 gasoline engine
D	Transmission	minimum 6-speed automatic transmission with overdrive and auxiliary cooler
E	Tilt Wheel/ Power Steering	Equipped with power steering and a tilt steering column
F	Electrical	Dashboard instrumentation containing but not limited to: Speedometer, odometer, fuel and oil pressure gauges, coolant temperature, ammeter or voltmeter, and door ajar indicator Intermotive or approved equal, wheelchair interlock and fast idle system with both automatic and manual fast idle functions
G	Sound System	Bluetooth capable AM/FM stereo radio with clock, USB port and factory installed front and rear speakers
H	Alternator	Equipped with the heaviest duty alternator available from manufacturer
I	Battery	Dual batteries, 600 CCA (min), in body compartment on slide out tray with stainless steel roller bearings
J	Brakes	Power dual hydraulic front and rear disc with ABS anti-lock brakes Parking brake with foot pedal apply
K	Fuel Tank	Fifty (55) gallon with key locking fuel door Fuel tank shall be full at time of delivery
L	Axle GAWR	Front: 5,000 lbs (min) or manufacturer's GAWR (whichever is greater) Rear: 8,500 lbs (min) or manufacturer's GAWR (whichever is greater) Axle ratio suitable for use in both city and highway driving
M	Drive Shaft	Protective metal guard(s) for the driveline shaft(s) installed
N	Suspension	Suspension system shall be heavy duty and meet manufacturer and Federal GAWR requirements for GVWR of the vehicle Front suspension shall be OEM with shock absorbers and stabilizer bar Heavy duty multi leaf spring rear suspension with shock absorbers and MORryde rear add-on rubber suspension or equal
O	Wheels and Tires	Six (6) radial tires, single front, dual rear, highway tread and rating suitable for GVWR. No spare tire needed. Tires to be 4-point aligned after vehicle arrives on island. Copy of alignment report with weight distribution analysis to be provided upon delivery.
P	Radiator	OEM heavy-duty radiator available for maximum cooling
Q	Windshield Wipers	Two (2) speed with interval option and washer

2	BODY (EXTERIOR)	
A	Structure	Meets all applicable FMVSS
B	Insulation	Minimum 1" insulation in body sides, rear, and roof.
C	Doors	<p>Curbside front entrance: Power operated door with a two (2) panel design. The entry door frame to be constructed with stainless steel. Control from the driver's seat.</p> <p>Rear emergency door: Glass in upper and lower sections Labeled "EMERGENCY DOOR" with 2" lettering inside and outside side Sliding bar latch with buzzer and door lock that disables starter and buzzes when door is locked Arrow indicating direction of door handle action inside and outside Decals or lettering indicating location and opening instructions</p>
D	Step Wells	<p>Individual step risers shall be a maximum of 9.5" in height with step tread a minimum of 8.5" deep Bottom step tread shall not exceed 12.5" from the the ground unloaded Equipped with LED stepwell light</p>
E	Handrails	Stainless steel sloping grab rails located both sides of the entrance door
F	Windows	<p>All tinted including shaded windshield Passenger windows: Horizontal sliding sash or "T type" Factory tinted Two (2) push out emergency windows per side with buzzers and lettering or decals to indicate location and opening instructions</p>
G	Bumpers	Front OEM chrome and rear painted steel bump
H	Color (Paint)	OEM white finish
3	BODY (INTERIOR)	
A	Dimensions	<p>Headroom: 75" (min) Interior width: 85" (min) Aisle width: 16" (min) for the entire length of passenger compartment</p>
B	Seating	<p>Driver's: High back, adjustable fore and aft with right armrest Retractable 3 point seat belt Level 4 upholstery (min.) With the following adjustments: Forward and back Backrest pitch</p> <p>All Passenger's: Forward facing foldaway seats with arm rests, contoured foam seat cushion and back. Seat cushion depth shall be a minimum of 15". All seats lock to secure in place when in use, integrated 3-point retractable seat belt system that meets or exceeds all FMVSS requirements, and two (2) padded grab/assist handles shall be mounted on top of seats. All seats shall be spaced on a minimum of 30" seat centers allowing 17.5" (min) leg space between the front of the bottom cushion and the back of the next forward seat. All seats shall be covered with Level 4 vinyl upholstery (min.). Two (2) seat belt extenders to be of same manufacturer as main belt.</p>
C	Flooring	<p>Shall be covered with a minimum of 5/8" marine grade plywood, treated to resist moisture and decomposition, over high grade steel subfloor. Altro Transfor Meta or Gerflor Sirius flooring or equal throughout the passenger compartment and on the steptreads. Cove flooring to sidewalls</p>

4	EQUIPMENT	
A	Interior Lights	All interior lighting is to be LED type Driver dome, passenger courtesy and stepwell lights Light at emergency exit Light to illuminate wheelchair lift operated by opening of lift door
B	Exterior Lights	All exterior lighting is to be LED type Three (3) front amber identification lights Three (3) rear red identification lights Daytime running lights
C	Air conditioning	Front OEM with defroster and heater Separate rear air conditioning system, 60,000 BTU (min). The BTU rating of the rear <i>axle unit</i> is to be rated as a stand alone system and not be included in the BTU rating of the OEM dash <i>axle unit</i> . The <i>axle system</i> shall include the OEM compressor and an additional 13 cubic inch compressor for the passenger area axle. Separate controls located in the driver's area for front and rear unit
D	Mirrors	7" min. rear view mirror that switches into a reverse camera when reversing Exterior side view: dual mirrors with electric remote control functions for both lenses
E	Reverse Backup Sensor	Backup warning signal and sonar warning system that gives both an audible signal and a visual digital distance readout in the driver's area.
F	Reverse Camera	Backup camera with monitor built into the rear view mirror
5	SAFETY EQUIPMENT	
A	Emergency Reflectors	Mounted and removable kit containing 3 reflective warning triangles
B	First Aid Kit	Kit with metal case mounted securely to the inside of the vehicle near driver 16 unit conforms to DOT and OSHA requirements
C	Fire Extinguisher	Metal body fire extinguisher: Mounted for easy access to driver but not impede the ingress and egress of passengers 5 lb., 2A10BC, dry chemical
6	WHEELCHAIR SECUREMENT AREA	
A	Wheelchair Position(s)	Three (3) wheelchair positions - See Attachment A.
B	Wheelchair Securement System	Three (3) sets of wheelchair securement system equal to the Q-Straint 8100 deluxe utilizing L track - See Attachment A Restraint system with retractable and adjustable shoulder harness. All foldaway seats shall have the tie down storage system for the w/c securements. Each w/c position shall include webbing loops.
C	Lap and Shoulder Restraint	All belt components shall meet ADA requirements. See Attachment A. Written and video instructions on how to use lap and shoulder restraints
D	Wheelchair Lift	Shall have a rating of 1000 lbs., a platform size of 34" x 54". Braun Century or approved equal. Vehicle shall be equipped with a wheelchair interlock system.
E	Wheelchair Lift Location	Rear of passenger entry door on right side of the vehicle

<p align="center">Item 31 Ten (10) Passenger; Two (2) Wheelchairs Positions Manual Bi-Fold Swing-Away Ramp</p>		
Seating Capacity	10 Ambulatory (includes driver); 2 Wheelchairs	
Vehicle Classification:	Light Duty Motor Vehicle	
Delivery Information:	Responsive Caregivers of Hawaii 91-1241 Saratoga Avenue Kapolei, Hawaii 96707	
	Description	Specifications
1	CHASSIS	
A	Vehicle Dimensions	Wheelbase: 121" (min) Overall length: 202" (min) Overall height: 68" (min) Overall width: 78" (min)
B	GVWR	Not to exceed manufacturer stated GVWR and conforms to Federal Motor Vehicle Safety Standards (FMVSS)
C	Engine	minimum 3.6 L, V-6, gasoline engine with electronic fuel injection
D	Transmission	minimum 6-speed automatic, electronically controlled with overdrive
E	Tilt Wheel/ Power Steering	Equipped with power steering and a tilt steering column, adjustable for various up and down positions.
F	Electrical	Dashboard instrumentation containing but not limited to: Speedometer, odometer, fuel and oil pressure gauges, coolant temperature, ammeter or voltmeter, and door ajar indicator light. OEM tilt steering wheel and cruise control Audio - Bluetooth capable AM/FM stereo with USB port and factory installed speakers
G	Back-up Alarm	Reverse alarm and reverse sensing system
H	Reverse Camera	OEM reverse camera and dash monitor
I	Alternator	Equipped with heaviest duty alternator available from manufacturer
J	Battery	Equipped with heaviest duty battery available from manufacturer
K	Brakes	Shall be power-assisted 4-wheel disc type, anti-lock braking system. OEM parking brake assemblies and dash warning light
L	Fuel Tank	Equipped with largest available from manufacturer. Tank, fuel lines and hardware must meet all current FMVSS and EPA requirements. Fuel tank shall be full at time of delivery
M	Suspension	Front: OEM suspension and components with heavy duty shock absorbers Rear: Heavy duty load-leveling air suspension with heavy duty shock absorbers Shall maintain ground clearance and meet all ADA requirements for entry when a ramp is utilized

N	Wheels and Tires	All tires shall be from the same manufacturer and all season, tubeless, steel radial blackwall. Shall be the largest size available from the vehicle manufacturer to meet the GVWR rating and equipped with wheel covers Tire pressure monitoring sensor OEM spare tire, includes jack and tool kit
O	Radiator	OEM radiator, heaviest duty available for maximum cooling
P	Windshield Wipers	Front: 2 speed with interval option and washer Rear: wiper/washer
Q	Alignment	Shall have a four (4) wheel alignment at final point of inspection, just prior to delivery
2	BODY AND EQUIPMENT	
A	Bumpers	Front and rear bumper shall be OEM
B	Doors	OEM driver and passenger front doors with power locks Manual driver and passenger side (mobility ramp) sliding doors Rear door emergency exit with quick release, manual override for opening the locked door from inside the vehicle. Shall provide decal showing operating instructions.
C	Windows	Equipped with power windows and OEM standard tinted windows
D	Color (Paint)	OEM white exterior paint
E	Seating	All seats shall be covered with viny and must comply with FMVSS. Seat colors shall match the OEM seats color of beige or grey. Driver seat: OEM power and fixed Front passenger seat: OEM and removable to roll out for mobility aid access/securement. 2nd row seat: forward facing 2-passenger fold-away seat with seat belts and shall be positioned in the wheelchair securement area. 3rd row rear bench seat to accommodate 2 passengers with foot rest
F	Grab Handles	Factory installed OEM
G	Mobility Aid Ramp	Side or rear entry, fold-out manual wheelchair ramp Shall have minimum usable width of 30" and a slope meeting the requirements of ADA, 49 CFR Surface shall be continuous and made skid resistant through powder coating and a rated capacity of 800 lb. or greater.
H	Lighting	All vehicle lighting shall conform to ADA 49 CFR, Part 38, Subpart B OEM interior and exterior lights Daytime running lights
I	Air conditioning	OEM heating/defrosting and air conditioning system with vents front and rear
J	Flooring	Anti-slip ADA flooring. Gray Altro or equivalent.
K	Mirrors	Interior rear view: manufacturer standard OEM left and right exterior manual folding mirror
L	Sun Visor	Driver/front-passenger sun visors-vinyl trimmed

3	SAFETY EQUIPMENT	
A	Emergency Reflectors	Mounted and removable kit containing three reflective warning triangles
B	First Aid Kit	Kit with metal case mounted securely to the inside of the vehicle near driver 10 unit conforms to DOT and OSHA requirements
C	Fire Extinguishers	Metal body 2.5 lb., 2A10BC, dry chemical, mounted for easy access to driver but not impede the ingress and egress of passengers
4	WHEELCHAIR SECUREMENT AREA	
A	Wheelchair Position(s)	Two (2) Wheelchair Positions. See Attachment A.
B	Wheelchair Securement System	Shall be installed according to ADA requirements. See Attachment A Securement location shall be located in two (2) positions: one (1) position shall be next to the driver and the second (2nd) position shall be in the center of the vehicle behind the driver and passenger seats. Q'Straint wheelchair restraint track system or approved equal Provide storage method for tie downs when not in use
C	Lap and Shoulder Restraint	All belt components shall meet ADA requirements. See Attachment A

<p style="text-align: center;">Item 32 Ten (10) Passenger; Two (2) Wheelchair Positions Manual Bi-Fold Swing-Away Ramp</p>		
Seating Capacity		10 Ambulatory (includes driver); 2 Wheelchairs
Vehicle Classification:		Light Duty Motor Vehicle
Delivery Information:		<p style="text-align: center;">Responsive Caregivers of Hawaii 91-1241 Saratoga Avenue Kapolei, Hawaii 96707</p>
	Description	Specifications
I	CHASSIS	
A	Vehicle Dimensions	Wheelbase: 121" (min) Overall length: 202" (min) Overall height: 68" (min) Overall width: 78" (min)
B	GVWR	Not to exceed manufacturer stated GVWR and conforms to Federal Motor Vehicle Safety Standards (FMVSS)
C	Engine	minimum 3.6 L, V-6, gasoline engine with electronic fuel injection
D	Transmission	minimum 6-speed automatic, electronically controlled with overdrive
E	Tilt Wheel/ Power Steering	Equipped with power steering and a tilt steering column, adjustable for various up and down positions.
F	Electrical	Dashboard instrumentation containing but not limited to: Speedometer, odometer, fuel and oil pressure gauges, coolant temperature, ammeter or voltmeter, and door ajar indicator light. OEM tilt steering wheel and cruise control Audio - Bluetooth capable AM/FM stereo with USB port and factory installed speakers
G	Back-up Alarm	Reverse alarm and reverse sensing system
H	Reverse Camera	OEM reverse camera and dash monitor
I	Alternator	Equipped with heaviest duty alternator available from manufacturer
J	Battery	Equipped with heaviest duty battery available from manufacturer
K	Brakes	Shall be power-assisted 4-wheel disc type, anti-lock braking system. OEM parking brake assemblies and dash warning light
L	Fuel Tank	Equipped with largest available from manufacturer. Tank, fuel lines and hardware must meet all current FMVSS and EPA requirements. Fuel tank shall be full at time of delivery
M	Suspension	Front: OEM suspension and components with heavy duty shock absorbers Rear: Heavy duty load-leveling air suspension with heavy duty shock absorbers Shall maintain ground clearance and meet all ADA requirements for entry when a ramp is utilized

N	Wheels and Tires	All tires shall be from the same manufacturer and all season, tubeless, steel radial blackwall. Shall be the largest size available from the vehicle manufacturer to meet the GVWR rating and equipped with wheel covers Tire pressure monitoring sensor OEM spare tire, includes jack and tool kit
O	Radiator	OEM radiator, heaviest duty available for maximum cooling
P	Windshield Wipers	Front: 2 speed with interval option and washer Rear: wiper/washer
Q	Alignment	Shall have a four (4) wheel alignment at final point of inspection, just prior to delivery
2 BODY AND EQUIPMENT		
A	Bumpers	Front and rear bumper shall be OEM
B	Doors	OEM driver and passenger front doors with power locks Manual driver and passenger side (mobility ramp) sliding doors Rear door emergency exit with quick release, manual override for opening the locked door from inside the vehicle. Shall provide decal showing operating instructions.
C	Windows	Equipped with power windows and OEM standard tinted windows
D	Color (Paint)	OEM white exterior paint
E	Seating	All seats shall be covered with viny and must comply with FMVSS. Seat colors shall match the OEM seats color of beige or grey. Driver seat: OEM power and fixed Front passenger seat: OEM and removable to roll out for mobility aid access/securement. 2nd row seat: forward facing 2-passenger fold-away seat with seat belts and shall be positioned in the wheelchair securement area. 3rd row rear bench seat to accommodate 2 passengers with foot rest
F	Grab Handles	Factory installed OEM
G	Mobility Aid Ramp	Side or rear entry, fold-out manual wheelchair ramp Shall have minimum usable width of 30" and a slope meeting the requirements of ADA, 49 CFR Surface shall be continuous and made skid resistant through powder coating and a rated capacity of 800 lb. or greater.
H	Lighting	All vehicle lighting shall conform to ADA 49 CFR, Part 38, Subpart B OEM interior and exterior lights Daytime running lights
I	Air conditioning	OEM heating/defrosting and air conditioning system with vents front and rear
J	Flooring	Anti-slip ADA flooring. Gray Altro or equivalent.
K	Mirrors	Interior rear view: manufacturer standard OEM left and right exterior manual folding mirror
L	Sun Visor	Driver/front-passenger sun visors-vinyl trimmed

3	SAFETY EQUIPMENT	
A	Emergency Reflectors	Mounted and removable kit containing three reflective warning triangles
B	First Aid Kit	Kit with metal case mounted securely to the inside of the vehicle near driver 10 unit conforms to DOT and OSHA requirements
C	Fire Extinguishers	Metal body 2.5 lb., 2A10BC, dry chemical, mounted for easy access to driver but not impede the ingress and egress of passengers
4	WHEELCHAIR SECUREMENT AREA	
A	Wheelchair Position(s)	Two (2) Wheelchair Positions. See Attachment A.
B	Wheelchair Securement System	Shall be installed according to ADA requirements. See Attachment A Securement location shall be located in two (2) positions: one (1) position shall be next to the driver and the second (2nd) position shall be in the center of the vehicle behind the driver and passenger seats. Q'Straint wheelchair restraint track system or approved equal Provide storage method for tie downs when not in use
C	Lap and Shoulder Restraint	All belt components shall meet ADA requirements. See Attachment A

<p style="text-align: center;">Item 33 Low Floor Minivan; One (1) Wheelchair Position Manual Bi-Fold Swing-Away Ramp</p>		
Seating Capacity		6 Ambulatory (includes driver); 1 Wheelchair
Vehicle Classification:		Light Duty Motor Vehicle
Delivery Information:		The Arc of Hilo 1099 Waiuanue Avenue Hilo, Hawaii 96720
	Description	Specifications
1	CHASSIS	
A	Vehicle Dimensions	Wheelbase: 121" (min) Overall length: 202" (min) Overall height: 68" (min) Overall width: 78" (min)
B	GVWR	Not to exceed manufacturer stated GVWR and conforms to Federal Motor Vehicle Safety Standards (FMVSS)
C	Engine	minimum 3.6 L, V-6, gasoline engine with electronic fuel injection
D	Transmission	minimum 6-speed automatic, electronically controlled with overdrive
E	Tilt Wheel/ Power Steering	Equipped with power steering and a tilt steering column, adjustable for various up and down positions.
F	Electrical	Dashboard instrumentation containing but not limited to: Speedometer, odometer, fuel and oil pressure gauges, coolant temperature, ammeter or voltmeter, and door ajar indicator light. OEM tilt steering wheel and cruise control Audio - Bluetooth capable AM/FM stereo with USB port and factory installed speakers
G	Back-up Alarm	Reverse alarm and reverse sensing system
H	Reverse Camera	OEM reverse camera and dash monitor
I	Alternator	Equipped with heaviest duty alternator available from manufacturer
J	Battery	Equipped with heaviest duty battery available from manufacturer
K	Brakes	Shall be power-assisted 4-wheel disc type, anti-lock braking system. OEM parking brake assemblies and dash warning light
L	Fuel Tank	Equipped with largest available from manufacturer. Tank, fuel lines and hardware must meet all current FMVSS and EPA requirements. Fuel tank shall be full at time of delivery
M	Suspension	Front: OEM suspension and components with heavy duty shock absorbers Rear: Heavy duty load-leveling air suspension with heavy duty shock absorbers Shall maintain ground clearance and meet all ADA requirements for entry when a ramp is utilized

N	Wheels and Tires	All tires shall be from the same manufacturer and all season, tubeless, steel radial blackwall. Shall be the largest size available from the vehicle manufacturer to meet the GVWR rating and equipped with wheel covers Tire pressure monitoring sensor OEM spare tire, includes jack and tool kit
O	Radiator	OEM radiator, heaviest duty available for maximum cooling
P	Windshield Wipers	Front: 2 speed with interval option and washer Rear: wiper/washer
Q	Alignment	Shall have a four (4) wheel alignment at final point of inspection, just prior to delivery
2 BODY AND EQUIPMENT		
A	Bumpers	Front and rear bumper shall be OEM
B	Doors	OEM driver and passenger front doors with power locks Manual driver and passenger side (mobility ramp) sliding doors Rear door emergency exit with quick release, manual override for opening the locked door from inside the vehicle. Shall provide decal showing operating instructions.
C	Windows	Equipped with power windows and OEM standard tinted windows
D	Color (Paint)	OEM white exterior paint
E	Seating	All seats shall be covered with viny and must comply with FMVSS. Seat colors shall match the OEM seats color of beige or grey. Driver seat: OEM power and fixed Front passenger seat: OEM and removable to roll out for mobility aid access/securement. 2nd row seat: forward facing 2-passenger fold-away seat with seat belts and shall be positioned in the wheelchair securement area. 3rd row rear bench seat to accommodate 2 passengers with foot rest
F	Grab Handles	Factory installed OEM
G	Mobility Aid Ramp	Side or rear entry, fold-out manual wheelchair ramp Shall have minimum usable width of 30" and a slope meeting the requirements of ADA, 49 CFR Surface shall be continuous and made skid resistant through powder coating and a rated capacity of 800 lb. or greater.
H	Lighting	All vehicle lighting shall conform to ADA 49 CFR, Part 38, Subpart B OEM interior and exterior lights Daytime running lights
I	Air conditioning	OEM heating/defrosting and air conditioning system with vents front and rear
J	Flooring	Anti-slip ADA flooring. Gray Altro or equivalent.
K	Mirrors	Interior rear view: manufacturer standard OEM left and right exterior manual folding mirror
L	Sun Visor	Driver/front-passenger sun visors-vinyl trimmed

3	SAFETY EQUIPMENT	
A	Emergency Reflectors	Mounted and removable kit containing three reflective warning triangles
B	First Aid Kit	Kit with metal case mounted securely to the inside of the vehicle near driver 10 unit conforms to DOT and OSHA requirements
C	Fire Extinguishers	Metal body 2.5 lb., 2A10BC, dry chemical, mounted for easy access to driver but not impede the ingress and egress of passengers
4	WHEELCHAIR SECUREMENT AREA	
A	Wheelchair Position(s)	One (1) Wheelchair Position
B	Wheelchair Securement System	Shall be installed according to ADA requirements. Securement location shall be located in one (1) position; wheelchair position shall be in the center of the vehicle behind the driver and passenger seats. Q'Straint wheelchair restraint track system or approved equal Provide storage method for tie downs when not in use
C	Lap and Shoulder Restraint	All belt components shall meet ADA requirements. See Attachment A.

Item 34		
Fourteen (14) Passenger; Three (3) Wheelchair Positions Lift Located Curbside Immediately Rear of Front Entrance		
Seating Capacity	14 Ambulatory; 3 Wheelchairs	
Vehicle Classification:	Light Duty Motor Vehicle	
Delivery Information:	Arc of Maui County (Lahaina, Maui Program) 140 N. Market St. Suite 202B Wailuku, Hawaii 96793	
	Description	Specifications
1	CHASSIS	
A	Vehicle dimensions	Wheelbase: 158" (min) Exterior width: 94" (min)
B	GVWR	Not to exceed manufacturer stated GVWR and conforms to Federal Motor Vehicle Safety Standards (FMVSS)
C	Engine	Minimum 7.3L V-8 gasoline engine
D	Transmission	minimum 6-speed automatic transmission with overdrive and auxiliary cooler
E	Tilt Wheel / Power Steering	Equipped with power steering and a tilt steering column
F	Electrical	Dashboard instrumentation containing but not limited to: Speedometer, odometer, fuel and oil pressure gauges, coolant temperature, ammeter or voltmeter, and door ajar indicator Intermotive or approved equal, wheelchair interlock and fast idle system with both automatic and manual fast idle functions
G	Sound System	Bluetooth capable AM/FM stereo radio with clock, USB port and factory installed front and rear speakers
H	Alternator	Equipped with the heaviest duty alternator available from manufacturer
I	Battery	Dual batteries, 600 CCA (min), in body compartment on slide out tray with stainless steel roller bearings
J	Brakes	Power dual hydraulic front and rear disc with ABS anti-lock brakes Parking brake with foot pedal apply
K	Fuel Tank	Fifty (55) gallon with key locking fuel door Fuel tank shall be full at time of delivery
L	Axle GAWR	Front: 5,000 lbs (min) or manufacturer's GAWR (whichever is greater) Rear: 8,500 lbs (min) or manufacturer's GAWR (whichever is greater) Axle ratio suitable for use in both city and highway driving
M	Drive Shaft	Protective metal guard(s) for the driveline shaft(s) installed
N	Suspension	Suspension system shall be heavy duty and meet manufacturer and Federal GAWR requirements for GVWR of the vehicle Front suspension shall be OEM with shock absorbers and stabilizer bar Heavy duty multi leaf spring rear suspension with shock absorbers and MORryde rear add-on rubber suspension or equal

O	Wheels and Tires	Six (6) radial tires, single front, dual rear, highway tread and rating suitable for GVWR No spare tire needed Tires to be 4-point aligned after vehicle arrives on island. Copy of alignment report with weight distribution analysis to be provided upon delivery
P	Radiator	OEM heavy-duty radiator available for maximum cooling
Q	Windshield Wipers	Two (2) speed with interval option and washer
2	BODY (EXTERIOR)	
A	Structure	Meets all applicable FMVSS
B	Insulation	Minimum 1" insulation in body sides, rear, and roof.
C	Doors	Curbside front entrance: Power operated door with a two (2) panel design. The entry door frame to be constructed with stainless steel. Control from the driver's seat. Rear emergency door: Glass in upper and lower sections Labeled "EMERGENCY DOOR" with 2" lettering inside and outside side Sliding bar latch with buzzer and door lock that disables starter and buzzes when door is locked Arrow indicating direction of door handle action inside and outside Decals or lettering indicating location and opening instructions
D	Step Wells	Individual step risers shall be a maximum of 9.5" in height with step tread a minimum of 8.5" deep Bottom step tread shall not exceed 12.5" from the the ground unloaded Equipped with LED stepwell Light
E	Handrails	Stainless steel sloping grab rails located both sides of the entrance door
F	Windows	All tinted including shaded windshield Passenger windows: Horizontal sliding sash or "T type" Factory tinted Two (2) push out emergency windows per side with buzzers and lettering or decals to indicate location and opening instructions
G	Bumpers	Front OEM chrome and rear painted steel bump
H	Color (Paint)	OEM white finish
3	BODY (INTERIOR)	
A	Dimensions	Headroom: 75" (min) Interior width: 85" (min) Aisle width: 16" (min) for the entire length of passenger compartment

B	Seating	<p>Driver's: High back, adjustable fore and aft with right armrest Retractable 3 point seat belt Level 4 upholstery (min.) With the following adjustments: Forward and back Backrest pitch</p> <p>All Passenger's: Forward facing foldaway seats with arm rests, contoured foam seat cushion and back. Seat cushion depth shall be a minimum of 15". All seats lock to secure in place when in use, integrated 3-point retractable seat belt system that meets or exceeds all FMVSS requirements, and two (2) padded grab/assist handles shall be mounted on top of seats. All seats shall be spaced on a minimum of 30" seat centers allowing 17.5" (min) leg space between the front of the bottom cushion and the back of the next forward seat. All seats shall be covered with Level 4 vinyl upholstery (min.). Two (2) seat belt extenders to be of same manufacturer as main belt.</p>
C	Flooring	<p>Shall be covered with a minimum of 5/8" marine grade plywood, treated to resist moisture and decomposition, over high grade steel subfloor. Altro Transfer Meta or Gerflor Sirius flooring or equal throughout the passenger compartment and on the steps/entry. Cove flooring to sidewalls</p>
4 EQUIPMENT		
A	Interior Lights	<p>All interior lighting is to be LED type Driver dome, passenger courtesy and stepwell lights Light at emergency exit Light to illuminate wheelchair lift operated by opening of lift door</p>
B	Exterior Lights	<p>All exterior lighting is to be LED type Three (3) front amber identification lights Three (3) rear red identification lights Daytime running lights</p>
C	Air conditioning	<p>Front OEM with defroster and heater Separate rear air conditioning system, 60,000 BTU (min). The BTU rating of the rear <i>axle unit</i> is to be rated as a stand alone system and not be included in the BTU rating of the OEM dash <i>axle unit</i>. The <i>axle system</i> shall include the OEM compressor and an additional 13 cubic inch compressor for the passenger area axle. Separate controls located in the driver's area for front and rear unit</p>
D	Mirrors	<p>7" min. rear view mirror that switches into a reverse camera when reversing Exterior side view: dual mirrors with electric remote control functions for both lenses</p>
E	Reverse Backup Sensor	Backup warning signal and sonar warning system that gives both an audible signal and a visual digital distance readout in the driver's area.
F	Reverse Camera	Backup camera with monitor built into the rear view mirror
5 SAFETY EQUIPMENT		
A	Emergency Reflectors	Mounted and removable kit containing 3 reflective warning triangles
B	First Aid Kit	Kit with metal case mounted securely to the inside of the vehicle near driver 16 unit conforms to DOT and OSHA requirements
C	Fire Extinguisher	<p>Metal body fire extinguisher: Mounted for easy access to driver but not impede the ingress and egress of passengers 5 lb., 2A10BC, dry chemical</p>

6	WHEELCHAIR SECUREMENT AREA	
A	Wheelchair Positions	Three (3) wheelchair positions - See Attachment A
B	Wheelchair Securement System	Three (3) sets of wheelchair securement system equal to the Q-Straint 8100 deluxe utilizing L track - See Attachment A Restraint system with retractable and adjustable shoulder harness. All foldaway seats shall have the tie down storage system for the w/c securements. Each w/c position shall include webbing loops.
C	Lap and Shoulder Restraint	All belt components shall meet ADA requirements. See Attachment A. Written and video instructions on how to use lap and shoulder restraints
D	Wheelchair Lift	Shall have a rating of 1000 lbs., a platform size of 34" x 54". Braun Century or approved equal. Vehicle shall be equipped with a wheelchair interlock system.
E	Wheelchair Lift Location	Rear of passenger entry door on right side of the vehicle

Item 35	
Fourteen (14) Passenger; Three (3) Wheelchair Positions Lift Located Curbside Immediately Rear of Front Entrance	
Seating Capacity	14 Ambulatory; 3 Wheelchairs
Vehicle Classification:	Light Duty Motor Vehicle
Delivery Information:	Arc of Maui County (Molokai Residence) 140 N. Market St. Suite 202B Wailuku, Hawaii 96793
Description	Specifications
1	CHASSIS
A	Vehicle dimensions Wheelbase: 158" (min) Exterior width: 94" (min)
B	GVWR Not to exceed manufacturer stated GVWR and conforms to Federal Motor Vehicle Safety Standards (FMVSS)
C	Engine Minimum 7.3L V-8 gasoline engine
D	Transmission minimum 6-speed automatic transmission with overdrive and auxiliary cooler
E	Tilt Wheel / Power Steering Equipped with power steering and a tilt steering column
F	Electrical Dashboard instrumentation containing but not limited to: Speedometer, odometer, fuel and oil pressure gauges, coolant temperature, ammeter or voltmeter, and door ajar indicator Intermotive or approved equal, wheelchair interlock and fast idle system with both automatic and manual fast idle functions
G	Sound System Bluetooth capable AM/FM stereo radio with clock, USB port and factory installed front and rear speakers
H	Alternator Equipped with the heaviest duty alternator available from manufacturer
I	Battery Dual batteries, 600 CCA (min), in body compartment on slide out tray with stainless steel roller bearings
J	Brakes Power dual hydraulic front and rear disc with ABS anti-lock brakes Parking brake with foot pedal apply
K	Fuel Tank Fifty (55) gallon with key locking fuel door Fuel tank shall be full at time of delivery
L	Axle GAWR Front: 5,000 lbs (min) or manufacturer's GAWR (whichever is greater) Rear: 8,500 lbs (min) or manufacturer's GAWR (whichever is greater) Axle ratio suitable for use in both city and highway driving
M	Drive Shaft Protective metal guard(s) for the driveline shaft(s) installed
N	Suspension Suspension system shall be heavy duty and meet manufacturer and Federal GAWR requirements for GVWR of the vehicle Front suspension shall be OEM with shock absorbers and stabilizer bar Heavy duty multi leaf spring rear suspension with shock absorbers and MORryde rear add-on rubber suspension or equal
O	Wheels and Tires Six (6) radial tires, single front, dual rear, highway tread and rating suitable for GVWR No spare tire needed Tires to be 4-point aligned after vehicle arrives on island. Copy of alignment report with weight distribution analysis to be provided upon delivery
P	Radiator OEM heavy-duty radiator available for maximum cooling
Q	Windshield Wipers Two (2) speed with interval option and washer

2	BODY (EXTERIOR)	
A	Structure	Meets all applicable FMVSS
B	Insulation	Minimum 1" insulation in body sides, rear, and roof.
C	Doors	<p>Curbside front entrance: Power operated door with a two (2) panel design. The entry door frame to be constructed with stainless steel. Control from the driver's seat.</p> <p>Rear emergency door: Glass in upper and lower sections Labeled "EMERGENCY DOOR" with 2" lettering inside and outside side Sliding bar latch with buzzer and door lock that disables starter and buzzes when door is locked Arrow indicating direction of door handle action inside and outside Decals or lettering indicating location and opening instructions</p>
D	Step Wells	<p>Individual step risers shall be a maximum of 9.5" in height with step tread a minimum of 8.5" deep Bottom step tread shall not exceed 12.5" from the the ground unloaded Equipped with LED stepwell Light</p>
E	Handrails	Stainless steel sloping grab rails located both sides of the entrance door
F	Windows	<p>All tinted including shaded windshield Passenger windows: Horizontal sliding sash or "T type" Factory tinted Two (2) push out emergency windows per side with buzzers and lettering or decals to indicate location and opening instructions</p>
G	Bumpers	Front OEM chrome and rear painted steel bump
H	Color (Paint)	OEM white finish
3	BODY (INTERIOR)	
A	Dimensions	<p>Headroom: 75" (min) Interior width: 85" (min) Aisle width: 16" (min) for the entire length of passenger compartment</p>
B	Seating	<p>Driver's: High back, adjustable fore and aft with right armrest Retractable 3 point seat belt Level 4 upholstery (min.) With the following adjustments: Forward and back Backrest pitch</p> <p>All Passenger's: Forward facing foldaway seats with arm rests, contoured foam seat cushion and back. Seat cushion depth shall be a minimum of 15". All seats lock to secure in place when in use, integrated 3-point retractable seat belt system that meets or exceeds all FMVSS requirements, and two (2) padded grab/assist handles shall be mounted on top of seats. All seats shall be spaced on a minimum of 30" seat centers allowing 17.5" (min) leg space between the front of the bottom cushion and the back of the next forward seat. All seats shall be covered with Level 4 vinyl upholstery (min.). Two (2) seat belt extenders to be of same manufacturer as main belt.</p>
C	Flooring	<p>Shall be covered with a minimum of 5/8" marine grade plywood, treated to resist moisture and decomposition, over high grade steel subfloor. Altro Transfer Meta or Gerflor Sirius flooring or equal throughout the passenger compartment and on the steptreads. Cove flooring to sidewalls</p>

4 EQUIPMENT		
A	Interior Lights	All interior lighting is to be LED type Driver dome, passenger courtesy and stepwell lights Light at emergency exit Light to illuminate wheelchair lift operated by opening of lift door
B	Exterior Lights	All exterior lighting is to be LED type Three (3) front amber identification lights Three (3) rear red identification lights Daytime running lights
C	Air conditioning	Front OEM with defroster and heater Separate rear air conditioning system, 60,000 BTU (min). The BTU rating of the rear <i>axle unit</i> is to be rated as a stand alone system and not be included in the BTU rating of the OEM dash <i>axle unit</i> . The <i>axle system</i> shall include the OEM compressor and an additional 13 cubic inch compressor for the passenger area axle. Separate controls located in the driver's area for front and rear unit
D	Mirrors	7" min. rear view mirror that switches into a reverse camera when reversing Exterior side view: dual mirrors with electric remote control functions for both lenses
E	Reverse Backup Sensor	Backup warning signal and sonar warning system that gives both an audible signal and a visual digital distance readout in the driver's area.
F	Reverse Camera	Backup camera with monitor built into the rear view mirror
5 SAFETY EQUIPMENT		
A	Emergency Reflectors	Mounted and removable kit containing 3 reflective warning triangles
B	First Aid Kit	Kit with metal case mounted securely to the inside of the vehicle near driver 16 unit conforms to DOT and OSHA requirements
C	Fire Extinguisher	Metal body fire extinguisher: Mounted for easy access to driver but not impede the ingress and egress of passengers 5 lb., 2A10BC, dry chemical
6 WHEELCHAIR SECUREMENT AREA		
A	Wheelchair Positions	Three (3) wheelchair positions - See Attachment A
B	Wheelchair Securement System	Three (3) sets of wheelchair securement system equal to the Q-Straint 8100 deluxe utilizing L track - See Attachment A Restraint system with retractable and adjustable shoulder harness. All foldaway seats shall have the tie down storage system for the w/c securements. Each w/c position shall include webbing loops.
C	Lap and Shoulder Restraint	All belt components shall meet ADA requirements. See Attachment A. Written and video instructions on how to use lap and shoulder restraints
D	Wheelchair Lift	Shall have a rating of 1000 lbs., a platform size of 34" x 54". Braun Century or approved equal. Vehicle shall be equipped with a wheelchair interlock system.
E	Wheelchair Lift Location	Rear of passenger entry door on right side of the vehicle

Item 36		
Fourteen (14) Passenger; Three (3) Wheelchair Positions Lift Located Curbside Immediately Rear of Front Entrance		
Seating Capacity	14 Ambulatory; 3 Wheelchairs	
Vehicle Classification:	Light Duty Motor Vehicle	
Delivery Information:	Hale Makua Health Services 472 Kaulana Street Kahului, Hawaii 96732	
	Description	Specifications
1	CHASSIS	
A	Vehicle dimensions	Wheelbase: 158" (min) Exterior width: 94" (min)
B	GVWR	Not to exceed manufacturer stated GVWR and conforms to Federal Motor Vehicle Safety Standards (FMVSS)
C	Engine	Minimum 7.3L V-8 gasoline engine
D	Transmission	minimum 6-speed automatic transmission with overdrive and auxiliary cooler
E	Tilt Wheel/ Power Steering	Equipped with power steering and a tilt steering column
F	Electrical	Dashboard instrumentation containing but not limited to: Speedometer, odometer, fuel and oil pressure gauges, coolant temperature, ammeter or voltmeter, and door ajar indicator Intermotive or approved equal, wheelchair interlock and fast idle system with both automatic and manual fast idle functions
G	Sound System	Bluetooth capable AM/FM stereo radio with clock, USB port and factory installed front and rear speakers
H	Alternator	Equipped with the heaviest duty alternator available from manufacturer
I	Battery	Dual batteries, 600 CCA (min), in body compartment on slide out tray with stainless steel roller bearings
J	Brakes	Power dual hydraulic front and rear disc with ABS anti-lock brakes Parking brake with foot pedal apply
K	Fuel Tank	Fifty (55) gallon with key locking fuel door Fuel tank shall be full at time of delivery
L	Axle GAWR	Front: 5,000 lbs (min) or manufacturer's GAWR (whichever is greater) Rear: 8,500 lbs (min) or manufacturer's GAWR (whichever is greater) Axle ratio suitable for use in both city and highway driving
M	Drive Shaft	Protective metal guard(s) for the driveline shaft(s) installed
N	Suspension	Suspension system shall be heavy duty and meet manufacturer and Federal GAWR requirements for GVWR of the vehicle Front suspension shall be OEM with shock absorbers and stabilizer bar Heavy duty multi leaf spring rear suspension with shock absorbers and MORryde rear add-on rubber suspension or equal
O	Wheels and Tires	Six (6) radial tires, single front, dual rear, highway tread and rating suitable for GVWR No spare tire needed Tires to be 4-point aligned after vehicle arrives on island. Copy of alignment report with weight distribution analysis to be provided upon delivery
P	Radiator	OEM heavy-duty radiator available for maximum cooling
Q	Windshield Wipers	Two (2) speed with interval option and washer

2	BODY (EXTERIOR)	
A	Structure	Meets all applicable FMVSS
B	Insulation	Minimum 1" insulation in body sides, rear, and roof.
C	Doors	<p>Curbside front entrance: Power operated door with a two (2) panel design. The entry door frame to be constructed with stainless steel. Control from the driver's seat.</p> <p>Rear emergency door: Glass in upper and lower sections Labeled "EMERGENCY DOOR" with 2" lettering inside and outside side Sliding bar latch with buzzer and door lock that disables starter and buzzes when door is locked Arrow indicating direction of door handle action inside and outside Decals or lettering indicating location and opening instructions</p>
D	Step Wells	<p>Individual step risers shall be a maximum of 9.5" in height with step tread a minimum of 8.5" deep Bottom step tread shall not exceed 12.5" from the the ground unloaded Equipped with LED stepwell light</p>
E	Handrails	Stainless steel sloping grab rails located both sides of the entrance door
F	Windows	<p>All tinted including shaded windshield Passenger windows: Horizontal sliding sash or "T type" Factory tinted Two (2) push out emergency windows per side with buzzers and lettering or decals to indicate location and opening instructions</p>
G	Bumpers	Front OEM chrome and rear painted steel bump
H	Color (Paint)	OEM white finish
3	BODY (INTERIOR)	
A	Dimensions	<p>Headroom: 75" (min) Interior width: 85" (min) Aisle width: 16" (min) for the entire length of passenger compartment</p>
B	Seating	<p>Driver's: High back, adjustable fore and aft with right armrest Retractable 3 point seat belt Level 4 upholstery (min.) With the following adjustments: Forward and back Backrest pitch</p> <p>All Passenger's: Forward facing foldaway seats with arm rests, contoured foam seat cushion and back. Seat cushion depth shall be a minimum of 15". All seats lock to secure in place when in use, integrated 3-point retractable seat belt system that meets or exceeds all FMVSS requirements, and two (2) padded grab/assist handles shall be mounted on top of seats. All seats shall be spaced on a minimum of 30" seat centers allowing 17.5" (min) leg space between the front of the bottom cushion and the back of the next forward seat. All seats shall be covered with Level 4 vinyl upholstery (min.). Two (2) seat belt extenders to be of same manufacturer as main belt.</p>
C	Flooring	<p>Shall be covered with a minimum of 5/8" marine grade plywood, treated to resist moisture and decomposition, over high grade steel subfloor. Altro Transfer Meta or Gerflor Sirius flooring or equal throughout the passenger compartment and on the stoptreads. Cove flooring to sidewalls</p>

4	EQUIPMENT	
A	Interior Lights	All interior lighting is to be LED type Driver dome, passenger courtesy and stepwell lights Light at emergency exit Light to illuminate wheelchair lift operated by opening of lift door
B	Exterior Lights	All exterior lighting is to be LED type Three (3) front amber identification lights Three (3) rear red identification lights Daytime running lights
C	Air conditioning	Front OEM with defroster and heater Separate rear air conditioning system, 60,000 BTU (min). The BTU rating of the rear <i>axle unit</i> is to be rated as a stand alone system and not be included in the BTU rating of the OEM dash <i>axle unit</i> . The <i>axle system</i> shall include the OEM compressor and an additional 13 cubic inch compressor for the passenger area axle. Separate controls located in the driver's area for front and rear unit
D	Mirrors	7" min. rear view mirror that switches into a reverse camera when reversing Exterior side view: dual mirrors with electric remote control functions for both lenses
E	Reverse Backup Sensor	Backup warning signal and sonar warning system that gives both an audible signal and a visual digital distance readout in the driver's area.
F	Reverse Camera	Backup camera with monitor built into the rear view mirror
5	SAFETY EQUIPMENT	
A	Emergency Reflectors	Mounted and removable kit containing 3 reflective warning triangles
B	First Aid Kit	Kit with metal case mounted securely to the inside of the vehicle near driver 16 unit conforms to DOT and OSHA requirements
C	Fire Extinguisher	Metal body fire extinguisher: Mounted for easy access to driver but not impede the ingress and egress of passengers 5 lb., 2A10BC, dry chemical
6	WHEELCHAIR SECUREMENT AREA	
A	Wheelchair Position(s)	Three (3) wheelchair positions - See Attachment A
B	Wheelchair Securement System	Three (3) sets of wheelchair securement system equal to the Q-Strait 8100 deluxe utilizing L track - See Attachment A Restraint system with retractable and adjustable shoulder harness. All foldaway seats shall have the tie down storage system for the w/c securements. Each w/c position shall include webbing loops.
C	Lap and Shoulder Restraint	All belt components shall meet ADA requirements. See Attachment A. Written and video instructions on how to use lap and shoulder restraints
D	Wheelchair Lift	Shall have a rating of 1000 lbs., a platform size of 34" x 54". Braun Century or approved equal. Vehicle shall be equipped with a wheelchair interlock system.
E	Wheelchair Lift Location	Rear of passenger entry door on right side of the vehicle

Item 37		
Fourteen (14) Passenger; Three (3) Wheelchair Positions Lift Located Curbside Immediately Rear of Front Entrance		
Seating Capacity	14 Ambulatory; 3 Wheelchairs	
Vehicle Classification:	Light Duty Motor Vehicle	
Delivery Information:	Hawaii County Economic Opportunity Council Elderly Transportation 47 Rainbow Drive Hilo, Hawaii 96720	
	Description	Specifications
1	CHASSIS	
A	Vehicle dimensions	Wheelbase: 158" (min) Exterior width: 94" (min)
B	GVWR	Not to exceed manufacturer stated GVWR and conforms to Federal Motor Vehicle Safety Standards (FMVSS)
C	Engine	Minimum 7.3L V-8 gasoline engine
D	Transmission	minimum 6-speed automatic transmission with overdrive and auxiliary cooler
E	Tilt Wheel/ Power Steering	Equipped with power steering and a tilt steering column
F	Electrical	Dashboard instrumentation containing but not limited to: Speedometer, odometer, fuel and oil pressure gauges, coolant temperature, ammeter or voltmeter, and door ajar indicator Intermotive or approved equal, wheelchair interlock and fast idle system with both automatic and manual fast idle functions
G	Sound System	Bluetooth capable AM/FM stereo radio with clock, USB port and factory installed front and rear speakers
H	Alternator	Equipped with the heaviest duty alternator available from manufacturer
I	Battery	Dual batteries, 600 CCA (min), in body compartment on slide out tray with stainless steel roller bearings
J	Brakes	Power dual hydraulic front and rear disc with ABS anti-lock brakes Parking brake with foot pedal apply
K	Fuel Tank	Fifty (55) gallon with key locking fuel door Fuel tank shall be full at time of delivery
L	Axle GAWR	Front: 5,000 lbs (min) or manufacturer's GAWR (whichever is greater) Rear: 8,500 lbs (min) or manufacturer's GAWR (whichever is greater) Axle ratio suitable for use in both city and highway driving
M	Drive Shaft	Protective metal guard(s) for the driveline shaft(s) installed
N	Suspension	Suspension system shall be heavy duty and meet manufacturer and Federal GAWR requirements for GVWR of the vehicle Front suspension shall be OEM with shock absorbers and stabilizer bar Heavy duty multi leaf spring rear suspension with shock absorbers and MORryde rear add-on rubber suspension or equal
O	Wheels and Tires	Six (6) radial tires, single front, dual rear, highway tread and rating suitable for GVWR No spare tire needed Tires to be 4-point aligned after vehicle arrives on island. Copy of alignment report with weight distribution analysis to be provided upon delivery
P	Radiator	OEM heavy-duty radiator available for maximum cooling
Q	Windshield Wipers	Two (2) speed with interval option and washer

2	BODY (EXTERIOR)	
A	Structure	Meets all applicable FMVSS
B	Insulation	Minimum 1" insulation in body sides, rear, and roof.
C	Doors	Curbside front entrance: Power operated door with a two (2) panel design. The entry door frame to be constructed with stainless steel. Control from the driver's seat. Rear emergency door: Glass in upper and lower sections Labeled "EMERGENCY DOOR" with 2" lettering inside and outside side Sliding bar latch with buzzer and door lock that disables starter and buzzes when door is locked Arrow indicating direction of door handle action inside and outside Decals or lettering indicating location and opening instructions
D	Step Wells	Individual step risers shall be a maximum of 9.5" in height with step tread a minimum of 8.5" deep Bottom step tread shall not exceed 12.5" from the the ground unloaded Equipped with LED stepwell light
E	Handrails	Stainless steel sloping grab rails located both sides of the entrance door
F	Windows	All tinted including shaded windshield Passenger windows: Horizontal sliding sash or "T type" Factory tinted Two (2) push out emergency windows per side with buzzers and lettering or decals to indicate location and opening instructions
G	'Bumpers	Front OEM chrome and rear painted steel bump
H	Color (Paint)	OEM white finish
3	BODY (INTERIOR)	
A	Dimensions	Headroom: 75" (min) Interior width: 85" (min) Aisle width: 16" (min) for the entire length of passenger compartment
B	Seating	Driver's: High back, adjustable fore and aft with right armrest Retractable 3 point seat belt Level 4 upholstery (min.) With the following adjustments: Forward and back Backrest pitch All Passenger's: Forward facing foldaway seats with arm rests, contoured foam seat cushion and back. Seat cushion depth shall be a minimum of 15". All seats lock to secure in place when in use, integrated 3-point retractable seat belt system that meets or exceeds all FMVSS requirements, and two (2) padded grab/assist handles shall be mounted on top of seats. All seats shall be spaced on a minimum of 30" seat centers allowing 17.5" (min) leg space between the front of the bottom cushion and the back of the next forward seat. All seats shall be covered with Level 4 vinyl upholstery (min.). Two (2) seat belt extenders to be of same manufacturer as main belt.
C	Flooring	Shall be covered with a minimum of 5/8" marine grade plywood, treated to resist moisture and decomposition, over high grade steel subfloor. Altro Transfer Meta or Gerflor Sirius flooring or equal throughout the passenger compartment and on the stepreads. Cove flooring to sidewalls

4	EQUIPMENT	
A	Interior Lights	All interior lighting is to be LED type Driver dome, passenger courtesy and stepwell lights Light at emergency exit Light to illuminate wheelchair lift operated by opening of lift door
B	Exterior Lights	All exterior lighting is to be LED type Three (3) front amber identification lights Three (3) rear red identification lights Daytime running lights
C	Air conditioning	Front OEM with defroster and heater Separate rear air conditioning system, 60,000 BTU (min). The BTU rating of the rear <i>axle unit</i> is to be rated as a stand alone system and not be included in the BTU rating of the OEM dash <i>axle unit</i> . The <i>axle system</i> shall include the OEM compressor and an additional 13 cubic inch compressor for the passenger area axle. Separate controls located in the driver's area for front and rear unit
D	Mirrors	7" min. rear view mirror that switches into a reverse camera when reversing Exterior side view: dual mirrors with electric remote control functions for both lenses
E	Reverse Backup Sensor	Backup warning signal and sonar warning system that gives both an audible signal and a visual digital distance readout in the driver's area.
F	Reverse Camera	Backup camera with monitor built into the rear view mirror
5	SAFETY EQUIPMENT	
A	Emergency Reflectors	Mounted and removable kit containing 3 reflective warning triangles
B	First Aid Kit	Kit with metal case mounted securely to the inside of the vehicle near driver 16 unit conforms to DOT and OSHA requirements
C	Fire Extinguisher	Metal body fire extinguisher: Mounted for easy access to driver but not impede the ingress and egress of passengers 5 lb., 2A10BC, dry chemical
6	WHEELCHAIR SECUREMENT AREA	
A	Wheelchair Position(s)	Three (3) wheelchair positions - See Attachment A
B	Wheelchair Securement System	Three (3) sets of wheelchair securement system equal to the Q-Strait 8100 deluxe utilizing L track - See Attachment A Restraint system with retractable and adjustable shoulder harness. All foldaway seats shall have the tie down storage system for the w/c securements. Each w/c position shall include webbing loops.
C	Lap and Shoulder Restraint	All belt components shall meet ADA requirements. See Attachment A. Written and video instructions on how to use lap and shoulder restraints
D	Wheelchair Lift	Shall have a rating of 1000 lbs., a platform size of 34" x 54". Braun Century or approved equal. Vehicle shall be equipped with a wheelchair interlock system.
E	Wheelchair Lift Location	Rear of passenger entry door on right side of the vehicle

Item 38		
Ten (10) Passenger Van; Mid Roof; Two (2) Wheelchair Positions Lift Located Rear of Vehicle		
Seating Capacity	10 Ambulatory (includes driver); 2 Wheelchairs	
Vehicle Classification:	Light Duty Motor Vehicle	
Delivery Information:	Hawaii County Economic Opportunity Council 47 Rainbow Drive Hilo, Hawaii 96720	
	Description	Specifications
1	CHASSIS	
A	Vehicle Dimensions	Wheelbase: 130" (max) Overall length: 220" (max) Overall height: 98" (min) to 100" (max) Overall width: 81" (min)
B	GVWR	Not to exceed manufacturer stated GVWR and conforms to Federal Motor Vehicle Safety Standards (FMVSS)
C	Engine	Engine minimum, 3.SL Eco Boost V6 Engine or approved equal
D	Transmission	OEM automatic 10 speed with overdrive
E	Tilt Wheel / Power Steering	Equipped with power steering and a tilt steering column
F	Electrical	Dashboard instrumentation containing but not limited to: Speedometer, odometer, fuel and oil pressure gauges, coolant temperature and ammeter or voltmeter Audio - Bluetooth capable AM/FM stereo radio with USB port and factory installed front and rear speakers
G	Alternator	Equipped with the heaviest duty alternator available from manufacturer
H	Battery	Dual (2) heavy duty, maintenance free OEM batteries
I	Brakes	Power assisted hydraulic front and rear disc with ABS anti-lock brakes Transmission mounted parking brake with hand activated
J	Fuel Tank	25 gallon (min) Fuel tank shall be full at time of delivery
K	Suspension	Suspension system shall be heavy duty and meet manufacturer and Federal GAWR requirements for GVWR of the vehicle Front - Independent Macpherson-strut & stabilizer bar or approved equal Rear - Leaf spring and heavy duty gas shock absorbers or approved equal
L	Wheels and Tires	All season radial tires and wheels. Shall meet manufacturer and Federal GAWR requirements for GVWR of the vehicle. Tires shall be 235/65R16 black sidewall (BSW) all season or approved equal. Full size spare tire and wheel mounted on vehicle, 4-ton jack and tool kit Tires to be 4-point aligned after vehicle arrives on island. Copy of alignment report with weight distribution analysis to be provide upon delivery.
M	Radiator	Heavy-duty OEM radiator available for maximum cooling
N	Windshield Wipers	Variable intermittent
2	BODY (EXTERIOR)	
A	Insulation	Insulation in sides, roof, and rear that meets or exceeds all FMVSS requirements
B	Doors	OEM driver and passenger front doors with power locks, windows and mirrors Full height sliding OEM passenger side entry door and rear dual doors
C	Running Board	Full length powder coated aluminum, galvanized, or high grade stainless steel running board that extends from the rear passenger sliding door to the front passenger door or approved equal. See Attachment A

D	Driver's Step	Powdered coated aluminum, galvanized, or high grade stainless steel driver step or approved equal. See Attachment A.
E	Windows	OEM seamless solid pane windows and OEM chassis manufacturer provided privacy tinted windows. Must meet all applicable FMVSS requirements
F	Emergency Signs	Red "EXIT" signs placed at emergency exits to meet FMVSS
G	Bumpers	Front and rear bumpers must be OEM manufacturer standards
H	Color (Paint)	OEM white finish
3	BODY (INTERIOR)	
A	Seating	OEM recliner driver & co-pilot seats with retractable seatbelt and shoulder harness Foldaway black or gray vinyl seats that meet FMVSS 302 burn resistance requirements. Seating shall consist of three (3) foldaways on the street side and 2 single fixed seats on the curb side. All three (3) foldaway seats shall be equipped with aisle side arm rests, wheelchair securement storage equal to Freedman TOSS on the bottom of seat. Two sets of seat belt extensions shall be provided
B	Air Bags	Driver and co-pilot seat air bags. Shall have additional OEM side curtain air bags throughout.
C	Grab Rails	Stainless steel grab rails located on left and right side of passenger entry
D	Panels	Interior wall and ceiling panels are to be OEM chassis manufacturer
E	Flooring	Steel reinforced wood floor on steel OEM floor or approved equal
4	EQUIPMENT	
A	Lights	Meets all Federal Motor Vehicle Safety Standards (FMVSS) OEM interior and exterior lights Driver dome, passenger courtesy & step well lights Step well light operated by door opener and/or driver with override switch on control panel Light to illuminate wheelchair lift operated by opening of lift door
B	Air conditioning	Front and rear OEM dash and ducted rear air conditioning, defroster, and heat
C	Mirrors	Interior rear view: manufacturer standard Right and left exterior: power adjustable from driver's seat
D	Sun Visor	Driver/front-passenger sun visors-vinyl trimmed
E	Back-up Alarm	Reverse alarm and reverse sensing system
F	Reverse Camera	OEM Reverse camera and dash monitor
G	Spare Keys	Four (4) ignition keys are to be included with vehicle
5	SAFETY EQUIPMENT	
A	Emergency Reflectors	Mounted and removable kit containing three (3) reflective warning triangles
B	First Aid Kit	Kit with metal case mounted securely to the inside of the vehicle near driver 16 unit conforms to DOT and OSHA requirements
C	Fire Extinguisher	Metal body 2.5 lb., 2A10BC, dry chemical, mounted for easy access to driver but not impede the ingress and egress of passengers
6	WHEELCHAIR SECUREMENT AREA	
A	Wheelchair Position(s)	Two (2) wheelchair positions - See Attachment A
B	Wheelchair Securement System	Two (2) sets of wheelchair securement devices, Q-Straint model 8100 deluxe with L track or approved equal. See Attachment A
C	Lap and Shoulder Restraint	All lap and shoulder restraint shall match up with the Q-Straint model 8100 retractor or approved equal. See Attachment A. Written and video instructions on how to use lap and shoulder restraints
D	Wheelchair Lift	Shall have a rating of 1000 lbs., Braun Century or approved equal. Located at the rear of vehicle - See Attachment A

<p align="center">Item 39 Fourteen (14) Passenger; Three (3) Wheelchair Positions Lift Located Curbside Immediately Rear of Front Entrance</p>		
Seating Capacity		14 Ambulatory; 3 Wheelchairs
Vehicle Classification:		Light Duty Motor Vehicle
Delivery Information:		Kona Association for Retarded Citizens dba The Arc of Kana 81-1065 Konawaena School Road Kealahou, Hawaii 96750
	Description	Specifications
1	CHASSIS	
A	Vehicle dimensions	Wheelbase: 158" (min) Exterior width: 94" (min)
B	GVWR	Not to exceed manufacturer stated GVWR and conforms to Federal Motor Vehicle Safety Standards (FMVSS)
C	Engine	Minimum 7.3L V-8 gasoline engine
D	Transmission	minimum 6-speed automatic transmission with overdrive and auxiliary cooler
E	Tilt Wheel/ Power Steering	Equipped with power steering and a tilt steering column
F	Electrical	Dashboard instrumentation containing but not limited to: Speedometer, odometer, fuel and oil pressure gauges, coolant temperature, ammeter or voltmeter, and door ajar indicator Intermotive or approved equal, wheelchair interlock and fast idle system with both automatic and manual fast idle functions
G	Sound System	Bluetooth capable AM/FM stereo radio with clock, USB port and factory installed front and rear speakers
H	Alternator	Equipped with the heaviest duty alternator available from manufacturer
I	Battery	Dual batteries, 600 CCA (min), in body compartment on slide out tray with stainless steel roller bearings
J	Brakes	Power dual hydraulic front and rear disc with ABS anti-lock brakes Parking brake with foot pedal apply
K	Fuel Tank	Fifty (55) gallon with key locking fuel door Fuel tank shall be full at time of delivery
L	Axle GAWR	Front: 5,000 lbs (min) or manufacturer's GAWR (whichever is greater) Rear: 8,500 lbs (min) or manufacturer's GAWR (whichever is greater) Axle ratio suitable for use in both city and highway driving
M	Drive Shaft	Protective metal guard(s) for the driveline shaft(s) installed
N	Suspension	Suspension system shall be heavy duty and meet manufacturer and Federal GAWR requirements for GVWR of the vehicle Front suspension shall be OEM with shock absorbers and stabilizer bar Heavy duty multi leaf spring rear suspension with shock absorbers and MORryde rear add-on rubber suspension or equal
O	Wheels and Tires	Six (6) radial tires, single front, dual rear, highway tread and rating suitable for GVWR No spare tire needed Tires to be 4-point aligned after vehicle arrives on island. Copy of alignment report with weight distribution analysis to be provided upon delivery
P	Radiator	OEM heavy-duty radiator available for maximum cooling
Q	Windshield Wipers	Two (2) speed with interval option and washer

2	BODY (EXTERIOR)	
A	Structure	Meets all applicable FMVSS
B	Insulation	Minimum 1" insulation in body sides, rear, and roof.
C	Doors	Curbside front entrance: Power operated door with a two (2) panel design. The entry door frame to be constructed with stainless steel. Control from the driver's seat. Rear emergency door: Glass in upper and lower sections Labeled "EMERGENCY DOOR" with 2" lettering inside and outside side Sliding bar latch with buzzer and door lock that disables starter and buzzes when door is locked Arrow indicating direction of door handle action inside and outside Decals or lettering indicating location and opening instructions
D	Step Wells	Individual step risers shall be a maximum of 9.5" in height with step tread a minimum of 8.5" deep Bottom step tread shall not exceed 12.5" from the the ground unloaded Equipped with LED stepwell light
E	Handrails	Stainless steel sloping grab rails located both sides of the entrance door
F	Windows	All tinted including shaded windshield Passenger windows: Horizontal sliding sash or "T type" Factory tinted Two (2) push out emergency windows per side with buzzers and lettering or decals to indicate location and opening instructions
G	Bumpers	Front OEM chrome and rear painted steel bump
H	Color (Paint)	OEM white finish
3	BODY (INTERIOR)	
A	Dimensions	Headroom: 75" (min) Interior width: 85" (min) Aisle width: 16" (min) for the entire length of passenger compartment
B	Seating	Driver's: High back, adjustable fore and aft with right armrest Retractable 3 point seat belt Level 4 upholstery (min.) With the following adjustments: Forward and back Backrest pitch All Passenger's: Forward facing foldaway seats with arm rests, contoured foam seat cushion and back. Seat cushion depth shall be a minimum of 15". All seats lock to secure in place when in use, integrated 3-point retractable seat belt system that meets or exceeds all FMVSS requirements, and two (2) padded grab/assist handles shall be mounted on top of seats. All seats shall be spaced on a minimum of 30" seat centers allowing 17.5" (min) leg space between the front of the bottom cushion and the back of the next forward seat. All seats shall be covered with Level 4 vinyl upholstery (min.). Two (2) seat belt extenders to be of same manufacturer as main belt.
C	Flooring	Shall be covered with a minimum of 5/8" marine grade plywood, treated to resist moisture and decomposition, over high grade steel subfloor. Altro Transfer Meta or Gerflor Sirius flooring or equal throughout the passenger compartment and on the steptreads. Cove flooring to sidewalls

4	EQUIPMENT	
A	Interior Lights	All interior lighting is to be LED type Driver dome, passenger courtesy and stepwell lights Light at emergency exit Light to illuminate wheelchair lift operated by opening of lift door
B	Exterior Lights	All exterior lighting is to be LED type Three (3) front amber identification lights Three (3) rear red identification lights Daytime running lights
C	Air conditioning	Front OEM with defroster and heater Separate rear air conditioning system, 60,000 BTU (min). The BTU rating of the rear axle unit is to be rated as a stand alone system and not be included in the BTU rating of the OEM dash axle unit. The axle system shall include the OEM compressor and an additional 13 cubic inch compressor for the passenger area axle. Separate controls located in the driver's area for front and rear unit
D	Mirrors	7" min. rear view mirror that switches into a reverse camera when reversing Exterior side view: dual mirrors with electric remote control functions for both lenses
E	Reverse Backup Sensor	Backup warning signal and sonar warning system that gives both an audible signal and a visual digital distance readout in the driver's area.
F	Reverse Camera	Backup camera with monitor built into the rear view mirror
5	SAFETY EQUIPMENT	
A	Emergency Reflectors	Mounted and removable kit containing 3 reflective warning triangles
B	First Aid Kit	Kit with metal case mounted securely to the inside of the vehicle near driver 16 unit conforms to DOT and OSHA requirements
C	Fire Extinguisher	Metal body fire extinguisher: Mounted for easy access to driver but not impede the ingress and egress of passengers 5 lb., 2A10BC, dry chemical
6	WHEELCHAIR SECUREMENT AREA	
A	Wheelchair Position(s)	Three (3) wheelchair positions - See Attachment A
B	Wheelchair Securement System	Three (3) sets of wheelchair securement system equal to the Q-Strait 8100 deluxe utilizing L track - See Attachment A Restraint system with retractable and adjustable shoulder harness. All foldaway seats shall have the tie down storage system for the w/c securements. Each w/c position shall include webbing loops.
C	Lap and Shoulder Restraint	All belt components shall meet ADA requirements. See Attachment A. Written and video instructions on how to use lap and shoulder restraints
D	Wheelchair Lift	Shall have a rating of 1000 lbs., a platform size of 34" x 54". Braun Century or approved equal. Vehicle shall be equipped with a wheelchair interlock system.
E	Wheelchair Lift Location	Rear of passenger entry door on right side of the vehicle

Item 40		
Fourteen (14) Passenger; Three (3) Wheelchair Positions Lift Located Curbside Immediately Rear of Front Entrance		
Seating Capacity	14 Ambulatory; 3 Wheelchairs	
Vehicle Classification:	Light Duty Motor Vehicle	
Delivery Information:	Maui Economic Opportunity, Inc. 99 Mahalani Street Wailuku, Hawaii 96793	
	Description	Specifications
1	CHASSIS	
A	Vehicle dimensions	Wheelbase: 158" (min) Exterior width: 94" (min)
B	GVWR	Not to exceed manufacturer stated GVWR and conforms to Federal Motor Vehicle Safety Standards (FMVSS)
C	Engine	Minimum 7.3L V-8 gasoline engine
D	Transmission	minimum 6-speed automatic transmission with overdrive and auxiliary cooler
E	Tilt Wheel/ Power Steering	Equipped with power steering and a tilt steering column
F	Electrical	Dashboard instrumentation containing but not limited to: Speedometer, odometer, fuel and oil pressure gauges, coolant temperature, ammeter or voltmeter, and door ajar indicator Intermotive or approved equal, wheelchair interlock and fast idle system with both automatic and manual fast idle functions
G	Sound System	Bluetooth capable AM/FM stereo radio with clock, USB port and factory installed front and rear speakers
H	Alternator	Equipped with the heaviest duty alternator available from manufacturer
I	Battery	Dual batteries, 600 CCA (min), in body compartment on slide out tray with stainless steel roller bearings
J	Brakes	Power dual hydraulic front and rear disc with ABS anti-lock brakes Parking brake with foot pedal apply
K	Fuel Tank	Fifty (55) gallon with key locking fuel door Fuel tank shall be full at time of delivery
L	Axle GAWR	Front: 5,000 lbs (min) or manufacturer's GAWR (whichever is greater) Rear: 8,500 lbs (min) or manufacturer's GAWR (whichever is greater) Axle ratio suitable for use in both city and highway driving
M	Drive Shaft	Protective metal guard(s) for the driveline shaft(s) installed
N	Suspension	Suspension system shall be heavy duty and meet manufacturer and Federal GAWR requirements for GVWR of the vehicle Front suspension shall be OEM with shock absorbers and stabilizer bar Heavy duty multi leaf spring rear suspension with shock absorbers and MORryde rear add-on rubber suspension or equal
O	Wheels and Tires	Six (6) radial tires, single front, dual rear, highway tread and rating suitable for GVWR No spare tire needed Tires to be 4-point aligned after vehicle arrives on island. Copy of alignment report with weight distribution analysis to be provided upon delivery
P	Radiator	OEM heavy-duty radiator available for maximum cooling
Q	Windshield Wipers	Two (2) speed with interval option and washer

2	BODY (EXTERIOR)	
A	Structure	Meets all applicable FMVSS
B	Insulation	Minimum 1" insulation in body sides, rear, and roof.
C	Doors	Curbside front entrance: Power operated door with a two (2) panel design. The entry door frame to be constructed with stainless steel. Control from the driver's seat. Rear emergency door: Glass in upper and lower sections Labeled "EMERGENCY DOOR" with 2" lettering inside and outside side Sliding bar latch with buzzer and door lock that disables starter and buzzes when door is locked Arrow indicating direction of door handle action inside and outside Decals or lettering indicating location and opening instructions
D	Step Wells	Individual step risers shall be a maximum of 9.5" in height with step tread a minimum of 8.5" deep Bottom step tread shall not exceed 12.5" from the the ground unloaded Equipped with LED stepwell light
E	Handrails	Stainless steel sloping grab rails located both sides of the entrance door
F	Windows	All tinted including shaded windshield Passenger windows: Horizontal sliding sash or "T type" Factory tinted Two (2) push out emergency windows per side with buzzers and lettering or decals to indicate location and opening instructions
G	Bumpers	Front OEM chrome and rear painted steel bump
H	Color (Paint)	OEM white finish
3	BODY (INTERIOR)	
A	Dimensions	Headroom: 75" (min) Interior width: 85" (min) Aisle width: 16" (min) for the entire length of passenger compartment
B	Seating	Driver's: High back, adjustable fore and aft with right armrest Retractable 3 point seat belt Level 4 upholstery (min.) With the following adjustments: Forward and back Backrest pitch All Passenger's: Forward facing foldaway seats with arm rests, contoured foam seat cushion and back. Seat cushion depth shall be a minimum of 15". All seats lock to secure in place when in use, integrated 3-point retractable seat belt system that meets or exceeds all FMVSS requirements, and two (2) padded grab/assist handles shall be mounted on top of seats. All seats shall be spaced on a minimum of 30" seat centers allowing 17.5" (min) leg space between the front of the bottom cushion and the back of the next forward seat. All seats shall be covered with Level 4 vinyl upholstery (min.). Two (2) seat belt extenders to be of same manufacturer as main belt.
C	Flooring	Shall be covered with a minimum of 5/8" marine grade plywood, treated to resist moisture and decomposition, over high grade steel subfloor. Altro Transfer Meta or Gerflor Sirius flooring or equal throughout the passenger compartment and on the trestle. Cove flooring to sidewalls

4	EQUIPMENT	
A	Interior Lights	All interior lighting is to be LED type Driver dome, passenger courtesy and stepwell lights Light at emergency exit Light to illuminate wheelchair lift operated by opening of lift door
B	Exterior Lights	All exterior lighting is to be LED type Three (3) front amber identification lights Three (3) rear red identification lights Daytime running lights
C	Air conditioning	Front OEM with defroster and heater Separate rear air conditioning system, 60,000 BTU (min). The BTU rating of the rear <i>axle unit</i> is to be rated as a stand alone system and not be included in the BTU rating of the OEM dash <i>axle unit</i> . The <i>axle system</i> shall include the OEM compressor and an additional 13 cubic inch compressor for the passenger area axle. Separate controls located in the driver's area for front and rear unit
D	Mirrors	7" min. rear view mirror that switches into a reverse camera when reversing Exterior side view: dual mirrors with electric remote control functions for both lenses
E	Reverse Backup Sensor	Backup warning signal and sonar warning system that gives both an audible signal and a visual digital distance readout in the driver's area.
F	Reverse Camera	Backup camera with monitor built into the rear view mirror
5	SAFETY EQUIPMENT	
A	Emergency Reflectors	Mounted and removable kit containing 3 reflective warning triangles
B	First Aid Kit	Kit with metal case mounted securely to the inside of the vehicle near driver 16 unit conforms to DOT and OSHA requirements
C	Fire Extinguisher	Metal body fire extinguisher: Mounted for easy access to driver but not impede the ingress and egress of passengers 5 lb., 2A10BC, dry chemical
6	WHEELCHAIR SECUREMENT AREA	
A	Wheelchair Position(s)	Three (3) wheelchair positions - See Attachment A
B	Wheelchair Securement System	Three (3) sets of wheelchair securement system equal to the Q-Strait 8100 deluxe utilizing L track - See Attachment A Restraint system with retractable and adjustable shoulder harness. All foldaway seats shall have the tie down storage system for the w/c securements. Each w/c position shall include webbing loops.
C	Lap and Shoulder Restraint	All belt components shall meet ADA requirements. See Attachment A. Written and video instructions on how to use lap and shoulder restraints
D	Wheelchair Lift	Shall have a rating of 1000 lbs., a platform size of 34" x 54". Braun Century or approved equal. Vehicle shall be equipped with a wheelchair interlock system.
E	Wheelchair Lift Location	Rear of passenger entry door on right side of the vehicle

<p align="center">Item 41 Fourteen (14) Passenger; Three (3) Wheelchair Positions Lift Located Curbside Immediately Rear of Front Entrance</p>		
Seating Capacity		14 Ambulatory; 3 Wheelchairs
Vehicle Classification:		Light Duty Motor Vehicle
Delivery Information:		Responsive Caregivers of Hawaii 91-1241 Saratoga Avenue Kapolei, Hawaii 96707
	Description	Specifications
1	CHASSIS	
A	Vehicle dimensions	Wheelbase: 158" (min) Exterior width: 94" (min)
B	GVWR	Not to exceed manufacturer stated GVWR and conforms to Federal Motor Vehicle Safety Standards (FMVSS)
C	Engine	Minimum 7.3L V-8 gasoline engine
D	Transmission	minimum 6-speed automatic transmission with overdrive and auxiliary cooler
E	Tilt Wheel/ Power Steering	Equipped with power steering and a tilt steering column
F	Electrical	Dashboard instrumentation containing but not limited to: Speedometer, odometer, fuel and oil pressure gauges, coolant temperature, ammeter or voltmeter, and door ajar indicator Intermotive or approved equal, wheelchair interlock and fast idle system with both automatic and manual fast idle functions
G	Sound System	Bluetooth capable AM/FM stereo radio with clock, USB port and factory installed front and rear speakers
H	Alternator	Equipped with the heaviest duty alternator available from manufacturer
I	Battery	Dual batteries, 600 CCA (min), in body compartment on slide out tray with stainless steel roller bearings
J	Brakes	Power dual hydraulic front and rear disc with ABS anti-lock brakes Parking brake with foot pedal apply
K	Fuel Tank	Fifty (55) gallon with key locking fuel door Fuel tank shall be full at time of delivery
L	Axle GAWR	Front: 5,000 lbs (min) or manufacturer's GAWR (whichever is greater) Rear: 8,500 lbs (min) or manufacturer's GAWR (whichever is greater) Axle ratio suitable for use in both city and highway driving
M	Drive Shaft	Protective metal guard(s) for the driveline shaft(s) installed
N	Suspension	Suspension system shall be heavy duty and meet manufacturer and Federal GAWR requirements for GVWR of the vehicle Front suspension shall be OEM with shock absorbers and stabilizer bar Heavy duty multi leaf spring rear suspension with shock absorbers and MORryde rear add-on rubber suspension or equal
O	Wheels and Tires	Six (6) radial tires, single front, dual rear, highway tread and rating suitable for GVWR No spare tire needed Tires to be 4-point aligned after vehicle arrives on island. Copy of alignment report with weight distribution analysis to be provided upon delivery
P	Radiator	OEM heavy-duty radiator available for maximum cooling
Q	Windshield Wipers	Two (2) speed with interval option and washer

2	BODY (EXTERIOR)	
A	Structure	Meets all applicable FMVSS
B	Insulation	Minimum 1" insulation in body sides, rear, and roof.
C	Doors	Curbside front entrance: Power operated door with a two (2) panel design. The entry door frame to be constructed with stainless steel. Control from the driver's seat. Rear emergency door: Glass in upper and lower sections Labeled "EMERGENCY DOOR" with 2" lettering inside and outside side Sliding bar latch with buzzer and door lock that disables starter and buzzes when door is locked Arrow indicating direction of door handle action inside and outside Decals or lettering indicating location and opening instructions
D	Step Wells	Individual step risers shall be a maximum of 9.5" in height with step tread a minimum of 8.5" deep Bottom step tread shall not exceed 12.5" from the the ground unloaded Equipped with LED stepwell light
E	Handrails	Stainless steel sloping grab rails located both sides of the entrance door
F	Windows	All tinted including shaded windshield Passenger windows: Horizontal sliding sash or "T type" Factory tinted Two (2) push out emergency windows per side with buzzers and lettering or decals to indicate location and opening instructions
G	Bumpers	Front OEM chrome and rear painted steel bump
H	Color (Paint)	OEM white finish
3	BODY (INTERIOR)	
A	Dimensions	Headroom: 75" (min) Interior width: 85" (min) Aisle width: 16" (min) for the entire length of passenger compartment
B	Seating	Driver's: High back, adjustable fore and aft with right armrest Retractable 3 point seat belt Level 4 upholstery (min.) With the following adjustments: Forward and back Backrest pitch All Passenger's: Forward facing foldaway seats with arm rests, contoured foam seat cushion and back. Seat cushion depth shall be a minimum of 15". All seats lock to secure in place when in use, integrated 3-point retractable seat belt system that meets or exceeds all FMVSS requirements, and two (2) padded grab/assist handles shall be mounted on top of seats. All seats shall be spaced on a minimum of 30" seat centers allowing 17.5" (min) leg space between the front of the bottom cushion and the back of the next forward seat. All seats shall be covered with Level 4 vinyl upholstery (min.). Two (2) seat belt extenders to be of same manufacturer as main belt.
C	Flooring	Shall be covered with a minimum of 5/8" marine grade plywood, treated to resist moisture and decomposition, over high grade steel subfloor. Altro Transfer Meta or Gerflor Sirius flooring or equal throughout the passenger compartment and on the stoptreads. Cove flooring to sidewalls

4	EQUIPMENT	
A	Interior Lights	All interior lighting is to be LED type Driver dome, passenger courtesy and stepwell lights Light at emergency exit Light to illuminate wheelchair lift operated by opening of lift door
B	Exterior Lights	All exterior lighting is to be LED type Three (3) front amber identification lights Three (3) rear red identification lights Daytime running lights
C	Air conditioning	Front OEM with defroster and heater Separate rear air conditioning system, 60,000 BTU (min). The BTU rating of the rear <i>axle unit</i> is to be rated as a stand alone system and not be included in the BTU rating of the OEM dash <i>axle unit</i> . The <i>axle system</i> shall include the OEM compressor and an additional 13 cubic inch compressor for the passenger area axle. Separate controls located in the driver's area for front and rear unit
D	Mirrors	7" min. rear view mirror that switches into a reverse camera when reversing Exterior side view: dual mirrors with electric remote control functions for both lenses
E	Reverse Backup Sensor	Backup warning signal and sonar warning system that gives both an audible signal and a visual digital distance readout in the driver's area.
F	Reverse Camera	Backup camera with monitor built into the rear view mirror
5	SAFETY EQUIPMENT	
A	Emergency Reflectors	Mounted and removable kit containing 3 reflective warning triangles
B	First Aid Kit	Kit with metal case mounted securely to the inside of the vehicle near driver 16 unit conforms to DOT and OSHA requirements
C	Fire Extinguisher	Metal body fire extinguisher: Mounted for easy access to driver but not impede the ingress and egress of passengers 5 lb., 2A10BC, dry chemical
6	WHEELCHAIR SECUREMENT AREA	
A	Wheelchair Position(s)	Three (3) wheelchair positions - See Attachment A
B	Wheelchair Securement System	Three (3) sets of wheelchair securement system equal to the Q-Straint 8100 deluxe utilizing L track - See Attachment A Restraint system with retractable and adjustable shoulder harness. All foldaway seats shall have the tie down storage system for the w/c securements. Each w/c Position shall include webbing loops.
C	Lap and Shoulder Restraint	All belt components shall meet ADA requirements. See Attachment A. Written and video instructions on how to use lap and shoulder restraints
D	Wheelchair Lift	Shall have a rating of 1000 lbs., a platform size of 34" x 54". Braun Century or approved equal. Vehicle shall be equipped with a wheelchair interlock system.
E	Wheelchair Lift Location	Rear of passenger entry door on right side of the vehicle

Item 42 Fourteen (14) Passenger; Three (3) Wheelchair Positions Lift Located Curbside Immediately Rear of Front Entrance		
Seating Capacity	14 Ambulatory; 3 Wheelchairs	
Vehicle Classification:	Light Duty Motor Vehicle	
Delivery Information:	Responsive Caregivers of Hawaii 91-1241 Saratoga Avenue Kapolei, Hawaii 96707	
	Description	Specifications
1	CHASSIS	
A	Vehicle dimensions	Wheelbase: 158" (min) Exterior width: 94" (min)
B	GVWR	Not to exceed manufacturer stated GVWR and conforms to Federal Motor Vehicle Safety Standards (FMVSS)
C	Engine	Minimum 7.3L V-8 gasoline engine
D	Transmission	minimum 6-speed automatic transmission with overdrive and auxiliary cooler
E	Tilt Wheel / Power Steering	Equipped with power steering and a tilt steering column
F	Electrical	Dashboard instrumentation containing but not limited to: Speedometer, odometer, fuel and oil pressure gauges, coolant temperature, ammeter or voltmeter, and door ajar indicator Intermotive or approved equal, wheelchair interlock and fast idle system with both automatic and manual fast idle functions
G	Sound System	Bluetooth capable AM/FM stereo radio with clock, USB port and factory installed front and rear speakers
H	Alternator	Equipped with the heaviest duty alternator available from manufacturer
I	Battery	Dual batteries, 600 CCA (min), in body compartment on slide out tray with stainless steel roller bearings
J	Brakes	Power dual hydraulic front and rear disc with ABS anti-lock brakes Parking brake with foot pedal apply
K	Fuel Tank	Fifty (55) gallon with key locking fuel door Fuel tank shall be full at time of delivery
L	Axle GAWR	Front: 5,000 lbs (min) or manufacturer's GAWR (whichever is greater) Rear: 8,500 lbs (min) or manufacturer's GAWR (whichever is greater) Axle ratio suitable for use in both city and highway driving
M	Drive Shaft	Protective metal guard(s) for the driveline shaft(s) installed
N	Suspension	Suspension system shall be heavy duty and meet manufacturer and Federal GAWR requirements for GVWR of the vehicle Front suspension shall be OEM with shock absorbers and stabilizer bar Heavy duty multi leaf spring rear suspension with shock absorbers and MORryde rear add-on rubber suspension or equal
O	Wheels and Tires	Six (6) radial tires, single front, dual rear, highway tread and rating suitable for GVWR No spare tire needed Tires to be 4-point aligned after vehicle arrives on island. Copy of alignment report with weight distribution analysis to be provided upon delivery
P	Radiator	OEM heavy-duty radiator available for maximum cooling
Q	Windshield Wipers	Two (2) speed with interval option and washer

2	BODY (EXTERIOR)	
A	Structure	Meets all applicable FMVSS
B	Insulation	Minimum 1" insulation in body sides, rear, and roof.
C	Doors	<p>Curbside front entrance: Power operated door with a two (2) panel design. The entry door frame to be constructed with stainless steel. Control from the driver's seat.</p> <p>Rear emergency door: Glass in upper and lower sections Labeled "EMERGENCY DOOR" with 2" lettering inside and outside side Sliding bar latch with buzzer and door lock that disables starter and buzzes when door is locked • Arrow indicating direction of door handle action inside and outside Decals or lettering indicating location and opening instructions</p>
D	Step Wells	<p>Individual step risers shall be a maximum of 9.5" in height with step tread a minimum of 8.5" deep Bottom step tread shall not exceed 12.5" from the the ground unloaded Equipped with LED stepwell Light</p>
E	Handrails	Stainless steel sloping grab rails located both sides of the entrance door
F	Windows	<p>All tinted including shaded windshield Passenger windows: Horizontal sliding sash or "T type" Factory tinted Two (2) push out emergency windows per side with buzzers and lettering or decals to indicate location and opening instructions</p>
G	Bumpers	Front OEM chrome and rear painted steel bump
H	Color (Paint)	OEM white finish
3	BODY (INTERIOR)	
A	Dimensions	<p>Headroom: 75" (min) Interior width: 85" (min) Aisle width: 16" (min) for the entire length of passenger compartment</p>
B	Seating	<p>Driver's: High back, adjustable fore and aft with right armrest Retractable 3 point seat belt Level 4 upholstery (min.) With the following adjustments: Forward and back Backrest pitch</p> <p>All Passenger's: Forward facing foldaway seats with arm rests, contoured foam seat cushion and back. Seat cushion depth shall be a minimum of 15". All seats lock to secure in place when in use, integrated 3-point retractable seat belt system that meets or exceeds all FMVSS requirements, and two (2) padded grab/assist handles shall be mounted on top of seats. All seats shall be spaced on a minimum of 30" seat centers allowing 17.5" (min) leg space between the front of the bottom cushion and the back of the next forward seat. All seats shall be covered with Level 4 vinyl upholstery (min.). Two (2) seat belt extenders to be of same manufacturer as main belt.</p>
C	Flooring	<p>Shall be covered with a minimum of 5/8" marine grade plywood, treated to resist moisture and decomposition, over high grade steel subfloor. Altro Transfer Meta or Gerflor Sirius flooring or equal throughout the passenger compartment and on the stoptreads. Cove flooring to sidewalls</p>

4 EQUIPMENT		
A	Interior Lights	All interior lighting is to be LED type Driver dome, passenger courtesy and stepwell lights Light at emergency exit Light to illuminate wheelchair lift operated by opening of lift door
B	Exterior Lights	All exterior lighting is to be LED type Three (3) front amber identification lights Three (3) rear red identification lights Daytime running lights
C	Air conditioning	Front OEM with defroster and heater Separate rear air conditioning system, 60,000 BTU (min). The BTU rating of the rear <i>axle unit</i> is to be rated as a stand alone system and not be included in the BTU rating of the OEM dash <i>axle unit</i> . The <i>axle system</i> shall include the OEM compressor and an additional 13 cubic inch compressor for the passenger area axle. Separate controls located in the driver's area for front and rear unit
D	Mirrors	7" min. rear view mirror that switches into a reverse camera when reversing Exterior side view: dual mirrors with electric remote control functions for both lenses
E	Reverse Backup Sensor	Backup warning signal and sonar warning system that gives both an audible signal and a visual digital distance readout in the driver's area.
F	Reverse Camera	Backup camera with monitor built into the rear view mirror
5 SAFETY EQUIPMENT		
A	Emergency Reflectors	Mounted and removable kit containing 3 reflective warning triangles
B	First Aid Kit	Kit with metal case mounted securely to the inside of the vehicle near driver 16 unit conforms to DOT and OSHA requirements
C	Fire Extinguisher	Metal body fire extinguisher: Mounted for easy access to driver but not impede the ingress and egress of passengers 5 lb., 2A10BC, dry chemical
6 WHEELCHAIR SECUREMENT AREA		
A	Wheelchair Positions	Three (3) wheelchair positions - See Attachment A
B	Wheelchair Securement System	Three (3) sets of wheelchair securement system equal to the Q-Strait 8100 deluxe utilizing L track - See Attachment A Restraint system with retractable and adjustable shoulder harness. All foldaway seats shall have the tie down storage system for the w/c securements. Each w/c position shall include webbing loops.
C	Lap and Shoulder Restraint	All belt components shall meet ADA requirements. See Attachment A. Written and video instructions on how to use lap and shoulder restraints
D	Wheelchair Lift	Shall have a rating of 1000 lbs., a platform size of 34" x 54". Braun Century or approved equal. Vehicle shall be equipped with a wheelchair interlock system.
E	Wheelchair Lift Location	Rear of passenger entry door on right side of the vehicle

Item 43 Fourteen (14) Passenger; Three (3) Wheelchair Positions Lift Located Curbside Immediately Rear of Front Entrance		
Seating Capacity	14 Ambulatory; 3 Wheelchairs	
Vehicle Classification:	Light Duty Motor Vehicle	
Delivery Information:	Catholic Charities Hawaii 1822 Keeaumoku St. Honolulu, Hawaii 96822	
	Description	Specifications
1	CHASSIS	
A	Vehicle dimensions	Wheelbase: 158" (min) Exterior width: 94" (min)
B	GVWR	Not to exceed manufacturer stated GVWR and conforms to Federal Motor Vehicle Safety Standards (FMVSS)
C	Engine	Minimum 7.3L V-8 gasoline engine
D	Transmission	minimum 6-speed automatic transmission with overdrive and auxiliary cooler
E	Tilt Wheel/ Power Steering	Equipped with power steering and a tilt steering column
F	Electrical	Dashboard instrumentation containing but not limited to: Speedometer, odometer, fuel and oil pressure gauges, coolant temperature, ammeter or voltmeter, and door ajar indicator Intermotive or approved equal, wheelchair interlock and fast idle system with both automatic and manual fast idle functions
G	Sound System	Bluetooth capable AM/FM stereo radio with clock, USB port and factory installed front and rear speakers
H	Alternator	Equipped with the heaviest duty alternator available from manufacturer
I	Battery	Dual batteries, 600 CCA (min), in body compartment on slide out tray with stainless steel roller bearings
J	Brakes	Power dual hydraulic front and rear disc with ABS anti-lock brakes Parking brake with foot pedal apply
K	Fuel Tank	Fifty (55) gallon with key locking fuel door Fuel tank shall be full at time of delivery
L	Axle GAWR	Front: 5,000 lbs (min) or manufacturer's GAWR (whichever is greater) Rear: 8,500 lbs (min) or manufacturer's GAWR (whichever is greater) Axle ratio suitable for use in both city and highway driving
M	Drive Shaft	Protective metal guard(s) for the driveline shaft(s) installed
N	Suspension	Suspension system shall be heavy duty and meet manufacturer and Federal GAWR requirements for GVWR of the vehicle Front suspension shall be OEM with shock absorbers and stabilizer bar Heavy duty multi leaf spring rear suspension with shock absorbers and MORryde rear add-on rubber suspension or equal
O	Wheels and Tires	Six (6) radial tires, single front, dual rear, highway tread and rating suitable for GVWR No spare tire needed Tires to be 4-point aligned after vehicle arrives on island. Copy of alignment report with weight distribution analysis to be provided upon delivery
P	Radiator	OEM heavy-duty radiator available for maximum cooling
Q	Windshield Wipers	Two (2) speed with interval option and washer

2	BODY (EXTERIOR)	
A	Structure	Meets all applicable FMVSS
B	Insulation	Minimum 1" insulation in body sides, rear, and roof.
C	Doors	<p>Curbside front entrance: Power operated door with a two (2) panel design. The entry door frame to be constructed with stainless steel. Control from the driver's seat.</p> <p>Rear emergency door: Glass in upper and lower sections Labeled "EMERGENCY DOOR" with 2" lettering inside and outside side Sliding bar latch with buzzer and door lock that disables starter and buzzes when door is locked Arrow indicating direction of door handle action inside and outside Decals or lettering indicating location and opening instructions</p>
D	Step Wells	<p>Individual step risers shall be a maximum of 9.5" in height with step tread a minimum of 8.5" deep Bottom step tread shall not exceed 12.5" from the the ground unloaded Equipped with LED stepwell light</p>
E	Handrails	Stainless steel sloping grab rails located both sides of the entrance door
F	Windows	<p>All tinted including shaded windshield Passenger windows: Horizontal sliding sash or "T type" Factory tinted Two (2) push out emergency windows per side with buzzers and lettering or decals to indicate location and opening instructions</p>
G	Bumpers	Front OEM chrome and rear painted steel bump
H	Color (Paint)	OEM white finish
3	BODY (INTERIOR)	
A	Dimensions	<p>Headroom: 75" (min) Interior width: 85" (min) Aisle width: 16" (min) for the entire length of passenger compartment</p>
B	Seating	<p>Driver's: High back, adjustable fore and aft with right armrest Retractable 3 point seat belt Level 4 upholstery (min.) With the following adjustments: Forward and back Backrest pitch</p> <p>All Passenger's: Forward facing foldaway seats with arm rests, contoured foam seat cushion and back. Seat cushion depth shall be a minimum of 15". All seats lock to secure in place when in use, integrated 3-point retractable seat belt system that meets or exceeds all FMVSS requirements, and two (2) padded grab/assist handles shall be mounted on top of seats. All seats shall be spaced on a minimum of 30" seat centers allowing 17.5" (min) leg space between the front of the bottom cushion and the back of the next forward seat. All seats shall be covered with Level 4 vinyl upholstery (min.). Two (2) seat belt extenders to be of same manufacturer as main belt.</p>
C	Flooring	<p>Shall be covered with a minimum of 5/8" marine grade plywood, treated to resist moisture and decomposition, over high grade steel subfloor. Altro Transfor Meta or Gerflor Sirius flooring or equal throughout the passenger compartment and on the stepreads. Cove flooring to sidewalls</p>

4 EQUIPMENT		
A	Interior Lights	All interior lighting is to be LED type Driver dome, passenger courtesy and stepwell lights Light at emergency exit Light to illuminate wheelchair lift operated by opening of lift door
B	Exterior Lights	All exterior lighting is to be LED type Three (3) front amber identification lights Three (3) rear red identification lights Daytime running lights
C	Air conditioning	Front OEM with defroster and heater Separate rear air conditioning system, 60,000 BTU (min). The BTU rating of the rear <i>axle unit</i> is to be rated as a stand alone system and not be included in the BTU rating of the OEM dash <i>axle unit</i> . The <i>axle system</i> shall include the OEM compressor and an additional 13 cubic inch compressor for the passenger area axle. Separate controls located in the driver's area for front and rear unit
D	Mirrors	7" min. rear view mirror that switches into a reverse camera when reversing Exterior side view: dual mirrors with electric remote control functions for both lenses
E	Reverse Backup Sensor	Backup warning signal and sonar warning system that gives both an audible signal and a visual digital distance readout in the driver's area.
F	Reverse Camera	Backup camera with monitor built into the rear view mirror
5 SAFETY EQUIPMENT		
A	Emergency Reflectors	Mounted and removable kit containing 3 reflective warning triangles
B	First Aid Kit	Kit with metal case mounted securely to the inside of the vehicle near driver 16 unit conforms to DOT and OSHA requirements
C	Fire Extinguisher	Metal body fire extinguisher: Mounted for easy access to driver but not impede the ingress and egress of passengers 5 lb., 2A10BC, dry chemical
6 WHEELCHAIR SECUREMENT AREA		
A	Wheelchair Position(s)	Three (3) wheelchair positions - See Attachment A
B	Wheelchair Securement System	Three (3) sets of wheelchair securement system equal to the Q-Straint 8100 deluxe utilizing L track - See Attachment A Restraint system with retractable and adjustable shoulder harness. All foldaway seats shall have the tie down storage system for the w/c securements. Each w/c position shall include webbing loops.
C	Lap and Shoulder Restraint	All belt components shall meet ADA requirements. See Attachment A. Written and video instructions on how to use lap and shoulder restraints
D	Wheelchair Lift	Shall have a rating of 1000 lbs., a platform size of 34" x 54". Braun Century or approved equal. Vehicle shall be equipped with a wheelchair interlock system.
E	Wheelchair Lift Location	Rear of passenger entry door on right side of the vehicle

STATE OF HAWAII
DEPARTMENT OF TRANSPORTATION
STATEWIDE TRANSPORTATION PLANNING OFFICE

ATTACHMENT A

This vehicle and all items specified under this part shall, at a minimum, meet the requirements of 49 CFR part 38 -AMERICANS WITH DISABILITIES ACT (ADA) ACCESSIBILITIES SPECIFICATIONS FOR TRANSPORTATION VEHICLES SUBPART B, except where these specifications exceed ADA minimums.

49 CFR 38.23 - Mobility aid accessibility.

§ 38.23 Mobility aid accessibility.

(a) *General.* All vehicles covered by this subpart shall provide a level-change mechanism or boarding device (e.g., lift or ramp) complying with paragraph (b) or

(c) of this section and sufficient clearances to permit a wheelchair or other mobility aid user to reach a securement location. At least two securement locations and devices, complying with paragraph (d) of this section, shall be provided on vehicles in excess of 22 feet in length; at least one securement location and device, complying with paragraph (d) of this section, shall be provided on vehicles 22 feet in length or less.

(b) Vehicle lift-

(1) *Design load.* The design load of the lift shall be at least 600 pounds. Working parts, such as cables, pulleys, and shafts, which can be expected to wear, and upon which the lift depends for support of the load, shall have a safety factor of at least **six**, based on the ultimate strength of the material. Nonworking parts, such as platform, frame, and attachment hardware which would not be expected to wear, shall have a safety factor of at least three, based on the ultimate strength of the material.

(2) Controls -

(i) *Requirements.* The controls shall be interlocked with the vehicle brakes, transmission, or door, or shall provide other appropriate mechanisms or systems, to ensure that the vehicle cannot be moved when the lift is not stowed and so the lift cannot be deployed unless the interlocks or systems are engaged. The lift shall deploy to all levels (i.e., ground, curb, and intermediate positions) normally encountered in the operating environment. Where provided, each control for deploying, lowering, raising, and stowing the lift and lowering the roll-off barrier shall be of a momentary contact type requiring continuous manual pressure by the operator and shall not allow improper lift sequencing when the lift platform is occupied. The controls shall allow reversal of the lift operation sequence, such as raising or lowering a platform that is part way down, without allowing an occupied platform to fold or retract into the stowed position.

(ii) *Exception.* Where the lift is designed to deploy with its long dimension parallel to the vehicle axis and which pivots into or out of the vehicle while occupied (i.e., "rotary lift"), the requirements of this paragraph prohibiting the lift from being stowed while occupied shall not apply if the stowed position is within the passenger compartment and the lift is intended to be stowed while occupied.

(3) *Emergency operation.* The lift shall incorporate an emergency method of deploying, lowering to ground level with a lift occupant, and raising and stowing the empty lift if the power to the lift fails. No emergency method, manual or otherwise, shall be capable of being operated in a manner that could be hazardous to the lift occupant or to the operator when operated according to manufacturer's instructions, and shall not permit the platform to be stowed or folded when occupied, unless the lift is a rotary lift and is intended to be stowed while occupied.

(4) *Power or equipment failure.* Platforms stowed in a vertical position, and deployed platforms when occupied, shall have provisions to prevent their deploying, falling, or folding any faster than 12 inches/second or their dropping of an occupant in the event of a single failure of any load carrying component.

(5) *Platform barriers.* The lift platform shall be equipped with barriers to prevent any of the wheels of a wheelchair or mobility aid from rolling off the platform during its operation. A movable barrier or inherent design feature shall prevent a wheelchair or mobility aid from rolling off the edge closest to the vehicle until the platform is in its fully raised position. Each side of the lift platform which extends beyond the vehicle in its raised position shall have a barrier a minimum 1 1/2 inches high. Such barriers shall not interfere with maneuvering into or out of the aisle. The loading-edge barrier (outer barrier) which functions as a loading ramp when the lift is at ground level, shall be sufficient when raised or closed, or a supplementary system shall be provided, to prevent a power wheelchair or mobility aid from riding over or defeating it. The outer barrier of the lift shall automatically raise or close, or a supplementary system shall automatically engage, and remain raised, closed, or engaged at all times that the platform is more than 3 inches above the roadway or sidewalk and the platform is occupied. Alternatively, a barrier or system may be raised, lowered, opened, closed, engaged, or disengaged by the lift operator, provided an interlock or inherent design feature prevents the lift from rising unless the barrier is raised or closed or the supplementary system is engaged.

(6) *Platform surface.* The platform surface shall be free of any protrusions over 1/4 inch high and shall be slip resistant. The platform shall have a minimum clear width of 28 1/2 inches at the platform, a minimum clear width of 30 inches measured from 2 inches above the platform surface to 30 inches above the platform, and a minimum clear length of 48 inches measured from 2 inches above the surface of the platform to 30 inches above the surface of the platform. (See Fig. 1)

(7) *Platform gaps.* Any openings between the platform surface and the raised barriers shall not exceed 5/8 inch in width. When the platform is at vehicle floor height with the inner barrier (if applicable) down or retracted, gaps between the forward lift platform edge and the vehicle floor shall not exceed 1/2 inch horizontally and 5/8 inch vertically. Platforms on semi-automatic lifts may have a hand hold not exceeding 1 1/2 inches by 4 1/2 inches located between the edge barriers.

(8) *Platform entrance ramp.* The entrance ramp, or loading-edge barrier used as a ramp, shall not exceed a slope of 1:8, measured on level ground, for a maximum rise of 3 inches, and the transition from roadway or sidewalk to ramp may be vertical without edge treatment up to 1/4 inch. Thresholds between 1/4 inch and 1/2 inch high shall be beveled with a slope no greater than 1:2.

(9) *Platform deflection.* The lift platform (not including the entrance ramp) shall not deflect more than 3 degrees (exclusive of vehicle roll or pitch) in any direction between its unloaded position and its position when loaded with 600 pounds applied through a 26-inch by 26-inch test pallet at the centroid of the platform.

(10) *Platform movement.* No part of the platform shall move at a rate exceeding 6 inches/second during lowering and lifting an occupant and shall not exceed 12 inches/second during deploying or stowing. This requirement does not apply to the deployment or stowage cycles of lifts that are manually deployed or stowed. The maximum platform horizontal and vertical acceleration when occupied shall be 0.3g.

(11) *Boarding direction.* The lift shall permit both inboard and outboard facing of wheelchair and mobility aid users.

(12) *Use by standees.* Lifts shall accommodate persons using walkers, crutches, canes, or braces or who otherwise have difficulty using steps. The platform may be marked to indicate a preferred standing position.

(13) *Handrails.* Platforms on lifts shall be equipped with handrails on two sides, which move in tandem with the lift, and which shall be graspable and provide support to standees throughout the entire lift operation. Handrails shall have a usable component at least 8 inches long with the lowest portion a minimum 30 inches above the platform and the highest portion a maximum 38 inches above the platform. The handrails shall be capable of withstanding a force of 100 pounds concentrated at any point on the handrail without permanent deformation of the rail or its supporting structure. The handrail shall have a cross-sectional diameter between 1 1/4 inches and 1 1/2 inches or shall provide an equivalent grasping surface and have eased edges with corner radii of not less than 1/8 inch. Handrails shall be placed to provide a minimum 1 1/2 inches knuckle clearance from the nearest adjacent surface. Handrails shall not interfere with wheelchair or mobility aid maneuverability when entering or leaving the vehicle.

(c) *Vehicle ramp -*

(1) *Design load.* Ramps 30 inches or longer shall support a load of 600 pounds, placed at the centroid of the ramp distributed over an area of 26 inches by 26 inches, with a safety factor of at least 3 based on the ultimate strength of the material. Ramps shorter than 30 inches shall support a load of 300 pounds.

(2) *Ramp surface.* The ramp surface shall be continuous and slip resistant; shall not have protrusions from the surface greater than 1/4 inch high; shall have a clear width of 30 inches; and shall accommodate both four-wheel and three-wheel mobility aids.

(3) *Ramp threshold.* The transition from roadway or sidewalk and the transition from vehicle floor to the ramp may be vertical without edge treatment up to 1/4 inch. Changes in level between 1/4 inch and 1/2 inch shall be beveled with a slope no greater than 1:2.

(4) *Ramp barriers.* Each side of the ramp shall have barriers at least 2 inches high to prevent mobility aid wheels from slipping off.

(5) *Slope.* Ramps shall have the least slope practicable and shall not exceed 1:4 when deployed to ground level. If the height of the vehicle floor from which the ramp is deployed is 3 inches or less above a 6-inch curb, a maximum slope of 1:4 is permitted; if the height of the vehicle floor from which the ramp is deployed is 6 inches or less, but greater than 3 inches, above a 6-inch curb, a maximum slope of 1:6 is permitted; if the height of the vehicle floor from which the ramp is deployed is 9 inches or less, but greater than 6 inches, above a 6-inch curb, a maximum slope of 1:8 is permitted; if the height of the vehicle floor from which the ramp is deployed is greater than 9 inches above a 6-inch curb, a slope of 1:12 shall be achieved. Folding or telescoping ramps are permitted provided they meet all structural requirements of this section.

(6) *Attachment.* When in use for boarding or alighting, the ramp shall be firmly attached to the vehicle so that it is not subject to displacement when loading or unloading a heavy power mobility aid and that no gap between vehicle and ramp exceeds 5/8 inch.

(7) *Stowage.* A compartment, securement system, or other appropriate method shall be provided to ensure that stowed ramps, including portable ramps stowed in the passenger area, do not impinge on a passenger's wheelchair or mobility aid, or pose any hazard to passengers in the event of a sudden stop or maneuver.

(8) *Handrails.* If provided, handrails shall allow persons with disabilities to grasp them from outside the vehicle while starting to board, and to continue to use them throughout the boarding process and shall have the top between 30 inches and 38 inches above the ramp surface. The handrails shall be capable of withstanding a force of 100 pounds concentrated at any point on the handrail without permanent deformation of the rail or its supporting structure. The handrail shall have a cross-sectional diameter between 1 1/4 inches and 1 1/2 inches or shall provide an equivalent grasping surface and have eased edges with corner radii of not less than 1/8 inch. Handrails shall not interfere with wheelchair or mobility aid maneuverability when entering or leaving the vehicle.

(d) *Securement devices -*

1. *Design load.* Securement systems on vehicles with GVWRs of 30,000 pounds or above, and their attachments to such vehicles, shall restrain a force in the forward longitudinal direction of up to 2,000 pounds per securement leg or

clamping mechanism and a minimum of 4,000 pounds for each mobility aid. Securement systems on vehicles with GVWRs of up to 30,000 pounds, and their attachments to such vehicles, shall restrain a force in the forward longitudinal direction of up to 2,500 pounds per securement leg or clamping mechanism and a minimum of 5,000 pounds for each mobility aid.

2. *Location and size.* The securement system shall be placed as near to the accessible entrance as practicable and shall have a clear floor area of 30 inches by 48 inches. Such space shall adjoin, and may overlap, an access path. Not more than 6 inches of the required clear floor space may be accommodated for footrests under another seat provided there is a minimum of 9 inches from the floor to the lowest part of the seat overhanging the space. Securement areas may have fold-down seats to accommodate other passengers when a wheelchair or mobility aid is not occupying the area, provided the seats, when folded up, do not obstruct the clear floor space required. (See Fig.2)

3. *Mobility aids accommodated.* The securement system shall secure common wheelchairs and mobility aids and shall either be automatic or easily attached by a person familiar with the system and mobility aid and having average dexterity.

4. *Orientation.* In vehicles in excess of 22 feet in length, at least one securement device or system required by paragraph (a) of this section shall secure the wheelchair or mobility aid facing toward the front of the vehicle. Additional securement devices or systems shall secure the wheelchair or mobility aid facing forward, or rearward with a padded barrier, extending from a height of 38 inches from the vehicle floor to a height of 56 inches from the vehicle floor with a width of 18 inches, laterally centered immediately in back of the seated individual. In vehicles 22 feet in length or less, the required securement device may secure the wheelchair or mobility aid either facing toward the front of the vehicle or facing rearward, with a padded barrier as described. Additional securement locations shall be either forward or rearward facing with a padded barrier. Such barriers need not be solid provided equivalent protection is afforded.

5. *Movement.* When the wheelchair or mobility aid is secured in accordance with manufacturer's instructions, the securement system shall limit the movement of an occupied wheelchair or mobility aid to no more than 2 inches in any direction under normal vehicle operating conditions.

6. *Stowage.* When not being used for securement, or when the securement area can be used by standees, the securement system shall not interfere with passenger movement, shall not present any hazardous condition, shall be reasonably protected from vandalism, and shall be readily accessed when needed for use.

7. *Seat belt and shoulder harness.* For each wheelchair or mobility aid securement device provided, a passenger seat belt and shoulder harness, complying with all applicable provisions of part 571 of this title, shall also be provided for use by wheelchair or mobility aid users. Such seat belts and shoulder harnesses shall not be used in lieu of a device which secures the wheelchair or

mobility aid itself.

49 CFR 38.25 - Doors, steps, and thresholds.

§ 38.25 Doors, steps, and thresholds.

(a) *Slip resistance.* All aisles, steps, floor areas where people walk and floors in securement locations shall have slip-resistant surfaces.

(b) *Contrast.* All step edges, thresholds and the boarding edge of ramps or lift platforms shall have a band of color(s) running the full width of the step or edge which contrasts from the step tread and riser, or lift or ramp surface, either light-on-dark or dark-on-light.

(c) *Door height.* For vehicles in excess of 22 feet in length, the overhead clearance between the top of the door opening and the raised lift platform, or highest point of a ramp, shall be a minimum of 68 inches. For vehicles of 22 feet in length or less, the overhead clearance between the top of the door opening and the raised lift platform, or highest point of a ramp, shall be a minimum of 56 inches.

STATE OF HAWAII
DEPARTMENT OF TRANSPORTATION
STATEWIDE TRANSPORTATION PLANNING OFFICE

PROPOSAL

PROPOSAL TO THE STATE OF HAWAII
DEPARTMENT OF TRANSPORTATION
STATEWIDE TRANSPORTATION PLANNING
OFFICE

PROJECT: FURNISHING AND DELIVERING OF
MOTOR VEHICLES - FOR VARIOUS
NON- PROFIT AND COUNTY AGENCIES
STATEWIDE

PROJECT NO.: STP-5310-22AR

DELIVERY SCHEDULE: Delivered on-site within TWO HUNDRED
SEVENTY (270) CALENDAR DAYS from
date of Notice to Proceed to the Department
of Transportation at the addresses indicated
for Item 1 to Item 43.

LIQUIDATED DAMAGES: FIFTY DOLLARS (\$50.00) for each and every
calendar day the Contractor delays in delivery
and in the completion of any item of this
contract after the required date of said
completion.

PROJECT MANAGER: Please contact Ms. Candi Jefferson via email
at candi.n.jefferson@hawaii.gov for any
questions pertaining to the technical aspects
of this bid solicitation.

ELECTRONIC
SUBMITTAL: The Proposal and supporting documents shall
be uploaded through the State of Hawaii
eProcurement System (HlePRO).

NOTE: Bid, Performance and Payment Bonds are not
required for this project.

Director of Transportation
Aliiainmoku Hale
869 Punchbowl Street
Honolulu, Hawaii 96813

Dear Sir:

The undersigned bidder declares the following:

1. It has not, either directly or indirectly, entered into any agreement, participated in any collusion, or otherwise taken any action in restraint of free competitive bidding in connection with this proposal.
2. It has not been assisted or represented on this matter by any individual who has, in a State capacity, been involved in the subject matter of this contract within the past two years.
3. It has not and will not, either directly or indirectly offered or given a gratuity (i.e. an entertainment or gift) to any State or County employee to obtain a contract or favorable treatment under a contract.

The undersigned bidder further agrees to the following:

1. If this proposal is accepted, it shall execute a contract with the Department to provide all necessary labor, machinery, tools, equipment, apparatus and any other means of construction, to do all the work and to furnish all the materials specified in the contract in the manner and within the time therein prescribed in the contract, and that it shall accept in full payment therefore the sum of the unit and/or lump sum prices as set forth in the attached proposal schedule for the actual quantities of work performed and materials furnished and furnish satisfactory security in accordance with Section 103D-324, Hawaii Revised Statutes, within 10 days after the award of the contract or within such time as the Director of Transportation may allow after the undersigned has received the contract documents for execution, and is fully aware that non-compliance with the aforementioned terms will result in the forfeiture of the full amount of the bid guarantee required under Section 103D-323, Hawaii Revised Statutes.

2. That the quantities given in the attached proposal schedule are approximate only and are intended principally to serve as a guide in determining and comparing the bids.
3. That the Department does not either expressly or by implication, agree that the actual amount of work will correspond therewith, but reserves the right to increase or decrease the amount of any class or portion of the work, or to omit portions of the work, as may be deemed necessary or advisable by the Director of Transportation, and that all increased or decreased quantities of work shall be performed at the unit prices set forth in the attached proposal schedule except as provided for in the specifications.
4. In case of a discrepancy between unit prices and the totals in said Proposal Schedule, the unit prices shall prevail.
5. Agrees to begin work within 10 working days after the date of notification to commence with the work, which date is in the notice to proceed, and shall finish the entire project within the time prescribed.
6. The Director of Transportation reserves the right to reject any or all bids and to waive any defects when in the Director's opinion such rejections or waiver will be for the best interest of the public.

Receipt is hereby acknowledged and complete examination is hereby expressly guaranteed of the following listed items: the specifications, the notice to bidders, the special provisions, if any, the proposal, the plans, if any, and the contract form.

The undersigned acknowledges receipt of any addendum, issued by recording in the space below the date of receipt.

Addendum No. 1 GS Addendum No. 2 GS
Addendum No. 3 GS Addendum No. 4 GS
Addendum No. 5 GS Addendum No. 6 GS
Addendum No. 7 _____ Addendum No. 8 _____

The undersigned hereby certifies that the bid prices contained in the attached proposal schedule have been carefully checked and are submitted as correct, final and are net prices.

SODERHOLM SALES AND LEASING, INC.
Bidder (Company Name)

By Gabrielle Soderholm
Authorized Signature

GABRIELLE SODERHOLM, CORPORATE OFFICER
Print Name and Title

PO BOX 19010 HONOLULU, HI 96817
Business Address

808-834-1417 GABI@SODERHOLMBUS.COM
Business Telephone Email

01/23/23
Date

SAME
Contact Person (If different from above)

Phone: _____ Email: _____

*Hawaii General Excise Tax License No. GE-135-984-3328-01







Söderholm Sales and Leasing, Inc.

CORPORATE RESOLUTION

I, R. Erik Soderholm, Secretary of Soderholm Sales and Leasing, Inc., a Hawaii corporation, hereby certify that set forth below is a true and correct copy of a resolution duly and legally adopted at a meeting of the Board of Directors of said Corporation, duly called, convened and held in accordance with the bylaws and the laws of the State of Hawaii on the 20th day of January, 2023 at which a quorum was present and voting and that said resolution has not in any way been modified, repealed or rescinded but is in full force and effect.

RESOLVED that any one of the following officers: President, Vice President, Secretary, Treasurer, or Corporate Officers of this Corporation is hereby authorized to execute and deliver any documents including signing requests for proposals and contracts with The State of Hawaii Department of Transportation.

I further certify that the following whose signatures appear after their respective names now hold the office referred to in the foregoing resolution:

<u>Officer</u>	<u>Name</u>	<u>Signature</u>
President	Denise L. Soderholm	
Vice President	R. Erik Soderholm	
Secretary	R. Erik Soderholm	
Treasurer	Denise L. Soderholm	
Corporate Officer	Gustaf E. Soderholm	
Corporate Officer	Gabrielle L. Soderholm	

IN WITNESS THEREOF, I have hereunder set my hand and affixed the corporate seal of said Corporation this 20th day of January, 2023.



(SEAL)

By: R. Erik Soderholm
Its: Secretary

NOTE:

If bidder is a CORPORATION, the legal name of the corporation shall be set forth above, the corporate seal affixed, together with the signature(s) of the officer(s) authorized to sign contracts on behalf of the corporation. Please attach to this page current (not more than six months old) evidence of the authority of the officer(s) to sign on behalf of the corporation.

If bidder is a PARTNERSHIP, the true name of the partnership shall be set forth above with the signature(s) of the general partner(s) authorized to sign contracts on behalf of the partnership. Please attach to this page current (not more than six months old) evidence of the authority of the partner(s) to sign on behalf of the partnership.

If bidder is an INDIVIDUAL, the bidder's signature shall be placed in the space provided therefore on page PF-4.

If signature is by an agent, other than an officer of a corporation or a partner of a partnership, a POWER OF ATTORNEY must be on file with the Department prior to the opening of bids or submitted with the bid; otherwise, the bid may be rejected as irregular and unauthorized.

*Bidder will be considered an out-of-state vendor if Hawaii General Excise Tax License No. is not indicated. See Section 2.8 Out-of-State Bidders of the Specifications.

ITEM 1

FURNISHING AND DELIVERING OF One (1) Low Floor Minivan with One (1) Wheelchair Position and Manual Bi-Fold Swing-Away Ramp for The Arc of Hilo

ITEM DESCRIPTION

One (1) Low Floor Minivan as described in the Vehicle Specifications Section, pages 11-1 thru 11-3

Year/Make: 2023 CHRYSLER VOYAGER LX

Manufacturer: BRAUNABILITY

Model Name: MANUAL SIDE-ENTRY

Model No.: N/A

a. Unit Bid Price: \$ 107,564-

b. Applicable Taxes: \$ 5,193-

TOTAL AMOUNT FOR COMPARISON OF BIDS: \$ 112,757-
(a + b)

In accordance with Section 10.2 of the General Specifications, the following must be provided by the bidder:

Warranty Facility: **BODY & COMPONENTS:**

Name: RANNIKKS SPECIALTY VEHICLES/ LICENSE #RD-2636

Address: 843-B LEILANI ST.

HILO, HI 96720

Telephone Number: 808-961-3889

Email: JAN NAKASHIMA - RANNIKKSJAN@HAWAII.RR.COM

CHASSIS: KAMAAINA MOTORS
400 E. KAWILI ST. HILO, HI 96720
808-961-2885
CHRISIREE VARIZE - CRISIREE.VARIZE@KAMAAINA MOTORS.COM

Service and Repair Facility:

Name: RANNIKKS SPECIALTY VEHICLES/ LICENSE #RD-2636

Address: 843-B LEILANI ST.

HILO, HI 96720

Telephone Number: 808-961-3889

Email: JAN NAKASHIMA - RANNIKKSJAN@HAWAII.RR.COM

ITEM 2

FURNISHING AND DELIVERING OF One (1) Fourteen (14) Passenger Van with Three (3) Wheelchair Positions and Lift Located Curbside Immediately Rear of Front Entrance for Hawaii County Economic Opportunity Council (Nutrition Program)

ITEM DESCRIPTION

One (1) Fourteen Passenger Van as described in the Vehicle Specifications Section, pages 12-1 thru 12-3

Year/Make: 2024 FORD E-450

Manufacturer: STARCRAFT

Model Name: ALLSTAR

Model No.: 22

a. Unit Bid Price: \$ 167,731 -

b. Applicable Taxes: \$ 8,360 -

TOTAL AMOUNT FOR COMPARISON OF BIDS: \$ 176,091 -
(a + b)

In accordance with Section 10.2 of the General Specifications, the following must be provided by the bidder:

Warranty Facility:

BODY & COMPONENTS:

Name: RANNIKKS SPECIALTY VEHICLES/ LICENSE #RD-2636

Address: 843-B LEILANI ST.

HILO, HI 96720

Telephone Number: 808-961-3889

Email: JAN NAKASHIMA - RANNIKKSJAN@HAWAII.RR.COM

CHASSIS: ORCHID ISLE AUTO CENTER
1030 KANOELEHUA AVE. HILO, HI 96720
808-935-1191 EXT. 106
JAY BLAKE - HILOFORD@MSN.COM

Service and Repair Facility:

Name: RANNIKKS SPECIALTY VEHICLES/ LICENSE #RD-2636

Address: 843-B LEILANI ST.

HILO, HI 96720

Telephone Number: 808-961-3889

Email: JAN NAKASHIMA - RANNIKKSJAN@HAWAII.RR.COM

ITEM 3

FURNISHING AND DELIVERING OF One (1) Fourteen (14) Passenger Van with Three (3) Wheelchair Positions and Lift Located Curbside Immediately Rear of Front Entrance for Hawaii County Economic Opportunity Council

ITEM DESCRIPTION

One (1) Fourteen (14) Passenger Van as described in the Vehicle Specification Section, pages 13-1 thru 13-3

Year/Make: 2024 FORD E-450

Manufacturer: STARCRAFT

Model Name: ALLSTAR

Model No.: 22

a. Unit Bid Price: \$167,731-

b. Applicable Taxes: \$ 8,360-

TOTAL AMOUNT FOR COMPARISON OF BIDS: \$ 176,091-
(a + b)

In accordance with Section 10.2 of the General Specifications, the following must be provided by the bidder:

Warranty Facility:

BODY & COMPONENTS:

Name: RANNIKKS SPECIALTY VEHICLES/ LICENSE #RD-2636

Address: 843-B LEILANI ST.

HILO, HI 96720

Telephone Number: 808-961-3889

Email: JAN NAKASHIMA - RANNIKKSJAN@HAWAII.RR.COM

CHASSIS: ORCHID ISLE AUTO CENTER

1030 KANOELEHUA AVE. HILO, HI 96720

808-935-1191 EXT. 106

JAY BLAKE - HILOFORD@MSN.COM

Service and Repair Facility:

Name: RANNIKKS SPECIALTY VEHICLES/ LICENSE #RD-2636

Address: 843-B LEILANI ST.

HILO, HI 96720

Telephone Number: 808-961-3889

Email: JAN NAKASHIMA - RANNIKKSJAN@HAWAII.RR.COM

ITEM 4

FURNISHING AND DELIVERING OF One (1) Ten (10) Passenger Van with Two (2) Wheelchair Positions and Lift Located Rear of Vehicle for Hawaii Island Adult Care

ITEM DESCRIPTION

One (1) Ten (10) Passenger Van as described in the Vehicle Specifications Section, pages 14-1 thru 14-2

Year/Make: 2024 FORD

Manufacturer: SUNSET VANS

Model Name: TRANSIT

Model No.: T150

a. Unit Bid Price: \$ 123,569-

b. Applicable Taxes: \$ 6,146-

TOTAL AMOUNT FOR COMPARISON OF BIDS: \$ 129,715-
(a + b)

In accordance with Section 10.2 of the General Specifications, the following must be provided by the bidder:

Warranty Facility:

BODY & COMPONENTS:

Name: RANNIKKS SPECIALTY VEHICLES/ LICENSE #RD-2636

Address: 843-B LEILANI ST.

HILO, HI 96720

Telephone Number: 808-961-3889

Email: JAN NAKASHIMA - RANNIKKSJAN@HAWAII.RR.COM

CHASSIS: ORCHID ISLE AUTO CENTER

1030 KANOELEHUA AVE. HILO, HI 96720

808-935-1191 EXT. 106

JAY BLAKE - HILOFORD@MSN.COM

Service and Repair Facility:

Name: RANNIKKS SPECIALTY VEHICLES/ LICENSE #RD-2636

Address: 843-B LEILANI ST.

HILO, HI 96720

Telephone Number: 808-961-3889

Email: JAN NAKASHIMA - RANNIKKSJAN@HAWAII.RR.COM

ITEM 5

FURNISHING AND DELIVERING OF One (1) Fourteen (14) Passenger Van with Three (3) Wheelchair Positions and Lift Located Curbside Immediately Rear of Front Entrance for The Arc of Maui County

ITEM DESCRIPTION

One (1) Fourteen (14) Passenger Van as described in the Vehicle Specifications Section, pages 15-1 thru 15-3

Year/Make: 2024 FORD E-450

Manufacturer: STARCRAFT

Model Name: ALLSTAR

Model No.: 22

a. Unit Bid Price: \$ 167,731-

b. Applicable Taxes: \$ 7,391-

TOTAL AMOUNT FOR COMPARISON OF BIDS: \$ 175,122-
(a + b)

In accordance with Section 10.2 of the General Specifications, the following must be provided by the bidder:

Warranty Facility:

BODY & COMPONENTS:

Name: TRUCK SHOP MAUI, LLC/ LICENSE #RD-4273

Address: 1188 LOWER MAIN ST.

WAILUKU, HI 96793

Telephone Number: 808-868-4809

Email: AARON SERRAO - ASERRAO1230@GMAIL.COM

CHASSIS: VALLEY ISLE MOTORS, LTD.
221 S. PUUNENE AVE. KAHULUI, HI 96732
808-877-3673
ERIC HOFER - EHOFFER@JIMFALKAUTOMOTIVEGROUP.COM

Service and Repair Facility:

Name: TRUCK SHOP MAUI, LLC/ LICENSE #RD-4273

Address: 1188 LOWER MAIN ST.
WAILUKU, HI 96793

Telephone Number: 808-868-4809

Email: AARON SERRAO - ASERRAO1230@GMAIL.COM

ITEM 6

FURNISHING AND DELIVERING OF One (1) Fourteen (14) Passenger Van with Three(3) Wheelchair Positions and Lift Located Curbside Immediately Rear of Front Entrance for Kaunoha Senior Services, County of Maui

ITEM DESCRIPTION

One (1) Fourteen (14) Passenger Van as described in the Vehicle Specifications Section, pages 16-1 thru 16-3

Year/Make: 2024 FORD E-450

Manufacturer: STARCRAFT

Model Name: ALLSTAR

Model No.: 22

a Unit Bid Price: \$167,731-

b. Applicable Taxes: \$ 7,391-

TOTAL AMOUNT FOR COMPARISON OF BIDS: \$ 175,122-
(a + b)

In accordance with Section 10.2 of the General Specifications, the following must be provided by the bidder:

Warranty Facility:

BODY & COMPONENTS:

Name: TRUCK SHOP MAUI, LLC/ LICENSE #RD-4273

Address: 1188 LOWER MAIN ST.

WAILUKU, HI 96793

Telephone Number: 808-868-4809

Email: AARON SERRAO - ASERRAO1230@GMAIL.COM

CHASSIS: VALLEY ISLE MOTORS, LTD.
221 S. PUUNENE AVE. KAHULUI, HI 96732
808-877-3673
ERIC HOFER - EHOFFER@JIMFALKAUTOMOTIVEGROUP.COM

Service and Repair Facility:

Name: TRUCK SHOP MAUI, LLC/ LICENSE #RD-4273

Address: 1188 LOWER MAIN ST.
WAILUKU, HI 96793

Telephone Number: 808-868-4809

Email: AARON SERRAO - ASERRAO1230@GMAIL.COM

ITEM 7

FURNISHING AND DELIVERING OF One (1) Fourteen (14) Passenger Van with Three (3) Wheelchair Positions and Lift Located Curbside Immediately Rear of Front Entrance for Catholic Charities Hawaii

ITEM DESCRIPTION

One (1) Fourteen (14) Passenger Van as described in the Vehicle Specification Section, pages 17-1 thru 17-3

Year/Make: 2024 FORD E-450

Manufacturer: STARCRAFT

Model Name: ALLSTAR

Model No.: 22

a. Unit Bid Price: \$165,261-

b. Applicable Taxes: \$ 8,127-

TOTAL AMOUNT FOR COMPARISON OF BIDS: \$173,388-
(a + b)

In accordance with Section 10.2 of the General Specifications, the following must be provided by the bidder:

Warranty Facility:

Name: SODERHOLM SALES AND LEASING, INC./ LICENSE #RD-4138

Address: 2044 DILLINGHAM BLVD.

HONOLULU, HI 96819

Telephone Number: 808-834-1417

Email: JASON FUKUDA - JASON@SODERHOLMBUS.COM

**CHASSIS: HONOLULU FORD
1370 N. KING ST. HONOLULU, HI 96817
808-824-3981
JOHN LE - JOHNLE@LITHIA.COM**

Service and Repair Facility:

Name: SODERHOLM SALES AND LEASING, INC./ LICENSE #RD-4138

Address: 2044 DILLINGHAM BLVD.

HONOLULU, HI 96819

Telephone Number: 808-834-1417

Email: JASON FUKUDA - JASON@SODERHOLMBUS.COM

ITEM 8

FURNISHING AND DELIVERING OF One (1) Fourteen (14) Passenger Van with Three (3) Wheelchair Positions and Lift Located Curbside Immediately Rear of Front Entrance for Responsive Caregivers of Hawaii

ITEM DESCRIPTION

One (1) Fourteen (14) Passenger Van as described in the Vehicle Specification Section, pages 18-1 thru 18-3

Year/Make: 2024 FORD E-450

Manufacturer: STARCRAFT

Model Name: ALLSTAR

Model No.: 22

a. Unit Bid Price: \$165,261-

b. Applicable Taxes: \$ 8,127-

TOTAL AMOUNT FOR COMPARISON OF BIDS: \$173,388-
(a + b)

In accordance with Section 10.2 of the General Specifications, the following must be provided by the bidder:

Warranty Facility:

Name: SODERHOLM SALES AND LEASING, INC./ LICENSE #RD-4138

Address: 2044 DILLINGHAM BLVD.

HONOLULU, HI 96819

Telephone Number: 808-834-1417

Email: JASON FUKUDA - JASON@SODERHOLMBUS.COM

**CHASSIS: HONOLULU FORD
1370 N. KING ST. HONOLULU, HI 96817
808-824-3981
JOHN LE - JOHNLE@LITHIA.COM**

Service and Repair Facility:

Name: SODERHOLM SALES AND LEASING, INC./ LICENSE #RD-4138

Address: 2044 DILLINGHAM BLVD.

HONOLULU, HI 96819

Telephone Number: 808-834-1417

Email: JASON FUKUDA - JASON@SODERHOLMBUS.COM

ITEM 9

FURNISHING AND DELIVERING OF One (1) Fourteen (14) Passenger Van with Three (3) Wheelchair Positions and Lift Located Curbside Immediately Rear of Front Entrance for Responsive Caregivers of Hawaii

ITEM DESCRIPTION

One (1) Fourteen (14) Passenger Van as described in the Vehicle Specification Section, pages 19-1 thru 19-3

Year/Make: 2024 FORD E-450

Manufacturer: STARCRAFT

Model Name: ALLSTAR

Model No.: 22

a. Unit Bid Price: \$165,261-

b. Applicable Taxes: \$ 8,127-

TOTAL AMOUNT FOR COMPARISON OF BIDS: \$ 173,388-
(a + b)

In accordance with Section 10.2 of the General Specifications, the following must be provided by the bidder:

Warranty Facility:

Name: SODERHOLM SALES AND LEASING, INC./ LICENSE #RD-4138

Address: 2044 DILLINGHAM BLVD.

HONOLULU, HI 96819

Telephone Number: 808-834-1417

Email: JASON FUKUDA - JASON@SODERHOLMBUS.COM

CHASSIS: HONOLULU FORD
1370 N. KING ST. HONOLULU, HI 96817
808-824-3981
JOHN LE - JOHNLE@LITHIA.COM

Service and Repair Facility:

Name: SODERHOLM SALES AND LEASING, INC./ LICENSE #RD-4138

Address: 2044 DILLINGHAM BLVD.

HONOLULU, HI 96819

Telephone Number: 808-834-1417

Email: JASON FUKUDA - JASON@SODERHOLMBUS.COM

ITEM 10

FURNISHING AND DELIVERING OF One (1) Fourteen (14) Passenger Van with Three (3) Wheelchair Positions and Lift Located Curbside Immediately Rear of Front Entrance for Kilohana Senior Enrichment Center

ITEM DESCRIPTION

One (1) Fourteen (14) Passenger Van as described in the Vehicle Specification Section, pages 20-1 thru 20-3

Year/Make: 2024 FORD E-450

Manufacturer: STARCRAFT

Model Name: ALLSTAR

Model No.: 22

a. Unit Bid Price: \$165,261-

b. Applicable Taxes: \$ 8,127 -

TOTAL AMOUNT FOR COMPARISON OF BIDS: \$ 173,388-
(a + b)

In accordance with Section 10.2 of the General Specifications, the following must be provided by the bidder:

Warranty Facility:

Name: SODERHOLM SALES AND LEASING, INC. / LICENSE #RD-4138

Address: 2044 DILLINGHAM BLVD.

HONOLULU, HI 96819

Telephone Number: 808-834-1417

Email: JASON FUKUDA - JASON@SODERHOLMBUS.COM

CHASSIS: HONOLULU FORD
1370 N. KING ST. HONOLULU, HI 96817
808-824-3981
JOHN LE - JOHNLE@LITHIA.COM

Service and Repair Facility:

Name: SODERHOLM SALES AND LEASING, INC./ LICENSE #RD-4138

Address: 2044 DILLINGHAM BLVD.

HONOLULU, HI 96819

Telephone Number: 808-834-1417

Email: JASON FUKUDA - JASON@SODERHOLMBUS.COM

ITEM 11

FURNISHING AND DELIVERING OF A Ten (10) Passenger Van with Two (2) Wheelchair Positions and Lift Located Rear of Vehicle for Hawaii County Economic Opportunity Council

ITEM DESCRIPTION

One (1) Ten (10) Passenger Van as described in the Vehicle Specification Section, pages 21-1 thru 21-2

Year/Make: 2024 FORD

Manufacturer: SUNSET VANS

Model Name: TRANSIT

Model No.: T150

a. Unit Bid Price: \$123,569-

b. Applicable Taxes: \$ 6,146-

TOTAL AMOUNT FOR COMPARISON OF BIDS: \$129,715-
(a + b)

In accordance with Section 10.2 of the General Specifications, the following must be provided by the bidder:

Warranty Facility: **BODY & COMPONENTS:**

Name: RANNIKKS SPECIALTY VEHICLES/ LICENSE #RD-2636

Address: 843-B LEILANI ST.

HILO, HI 96720

Telephone Number: 808-961-3889

Email: JAN NAKASHIMA - RANNIKKSJAN@HAWAII.RR.COM

CHASSIS: ORCHID ISLE AUTO CENTER
1030 KANOELEHUA AVE. HILO, HI 96720
808-935-1191 EXT. 106
JAY BLAKE - HILOFORD@MSN.COM

Service and Repair Facility:

Name: RANNIKKS SPECIALTY VEHICLES/ LICENSE #RD-2636

Address: 843-B LEILANI ST.

HILO, HI 96720

Telephone Number: 808-961-3889

Email: JAN NAKASHIMA - RANNIKKSJAN@HAWAII.RR.COM

ITEM 12

FURNISHING AND DELIVERING OF One (1) Ten (10) Passenger Van with Two (2) Wheelchair Positions and Lift Located Rear of Vehicle for Hawaii County Economic Opportunity Council

ITEM DESCRIPTION

One (1) Ten (10) Passenger Van as described in the Vehicle Specification Section, pages 22-1 thru 22-2

Year/Make: 2024 FORD

Manufacturer: SUNSET VANS

Model Name: TRANSIT

Model No.: T150

a. Unit Bid Price: \$123,569-

b. Applicable Taxes: \$ 6,146-

TOTAL AMOUNT FOR COMPARISON OF BIDS: \$129,715-
(a + b)

In accordance with Section 10.2 of the General Specifications, the following must be provided by the bidder:

BODY & COMPONENTS:

Warranty Facility:

Name: RANNIKKS SPECIALTY VEHICLES/ LICENSE #RD-2636

Address: 843-B LEILANI ST.

HILO, HI 96720

Telephone Number: 808-961-3889

Email: JAN NAKASHIMA - RANNIKKSJAN@HAWAII.RR.COM

**CHASSIS: ORCHID ISLE AUTO CENTER
1030 KANOELEHUA AVE. HILO, HI 96720
808-935-1191 EXT. 106
JAY BLAKE - HILOFORD@MSN.COM**

Service and Repair Facility:

Name: RANNIKKS SPECIALTY VEHICLES/ LICENSE #RD-2636

Address: 843-B LEILANI ST.

HILO, HI 96720

Telephone Number: 808-961-3889

Email: JAN NAKASHIMA - RANNIKKSJAN@HAWAII.RR.COM

ITEM 13

FURNISHING AND DELIVERING OF A Ten (10) Passenger Van with Two (2) Wheelchair Positions and Lift Located Rear of Vehicle for Arc of Maui County

ITEM DESCRIPTION

One (1) Ten (10) Passenger Van as described in the Vehicle Specification Section, pages 23-1 thru 23-2

Year/Make: 2024 FORD

Manufacturer: SUNSET VANS

Model Name: TRANSIT

Model No.: T150

a. Unit Bid Price: \$123,569-

b. Applicable Taxes: \$ 5,434-

TOTAL AMOUNT FOR COMPARISON OF BIDS: \$ 129,003-
(a + b)

In accordance with Section 10.2 of the General Specifications, the following must be provided by the bidder:

Warranty Facility:

BODY & COMPONENTS:

Name: TRUCK SHOP MAUI, LLC/ LICENSE #RD-4273

Address: 1188 LOWER MAIN ST.

WAILUKU, HI 96793

Telephone Number: 808-868-4809

Email: AARON SERRARO - ASERRARO1230@GMAIL.COM

CHASSIS: VALLEY ISLE MOTORS, LTD.
221 S. PUUNENE AVE. KAHULUI, HI 96732
808-877-3673
ERIC HOFER - EHOFFER@JIMFALKAUTOMOTIVEGROUP.COM

Service and Repair Facility:

Name: TRUCK SHOP MAUI, LLC/ LICENSE #RD-4273

Address: 1188 LOWER MAIN ST.

WAILUKU, HI 96793

Telephone Number: 808-868-4809

Email: AARON SERRARO - ASERRARO1230@GMAIL.COM

ITEM 14

FURNISHING AND DELIVERING OF A Fourteen (14) Passenger Van with Three (3) Wheelchair Positions and Lift Located Curbside Immediately Rear of Front Entrance for Hale Makua Health Services

ITEM DESCRIPTION

One (1) Fourteen (14) Passenger Van as described in the Vehicle Specifications Section, pages 24-1 thru 24-3

Year/Make: 2024 FORD E-450

Manufacturer: STARCRAFT

Model Name: ALLSTAR

Model No.: 22

a. Unit Bid Price: \$ 167,731-

b. Applicable Taxes: \$ 7,391-

TOTAL AMOUNT FOR COMPARISON OF BIDS: \$ 175,122-
(a + b)

In accordance with Section 10.2 of the General Specifications, the following must be provided by the bidder:

Warranty Facility:

BODY & COMPONENTS:

Name: TRUCK SHOP MAUI, LLC/ LICENSE #RD-4273

Address: 1188 LOWER MAIN ST.

WAILUKU, HI 96793

Telephone Number: 808-868-4809

Email: AARON SERRARO - ASERRARO1230@GMAIL.COM

CHASSIS: VALLEY ISLE MOTORS, LTD.
221 S. PUUNENE AVE. KAHULUI, HI 96732
808-877-3673
ERIC HOFER - EHOFFER@JIMFALKAUTOMOTIVEGROUP.COM

Service and Repair Facility:

Name: TRUCK SHOP MAUI, LLC/ LICENSE #RD-4273

Address: 1188 LOWER MAIN ST.

WAILUKU, HI 96793

Telephone Number: 808-868-4809

Email: AARON SERRARO - ASERRARO1230@GMAIL.COM

ITEM 15

FURNISHING AND DELIVERING OF One (1) Fourteen (14) Passenger Van with Three (3) Wheelchair Positions and Lift Located Curbside Immediately Rear of Front Entrance for Maui Economic Opportunity, Inc.

ITEM DESCRIPTION

One (1) Fourteen (14) Passenger Van as described in the Vehicle Specifications Section, pages 25-1 thru 25-3

Year/Make: 2024 FORD E-450

Manufacturer: STARCRAFT

Model Name: ALLSTAR

Model No.: 22

a. Unit Bid Price: \$ 167,731-

b. Applicable Taxes: \$ 7,391-

TOTAL AMOUNT FOR COMPARISON OF BIDS: \$ 175,122-
(a + b)

In accordance with Section 10.2 of the General Specifications, the following must be provided by the bidder:

Warranty Facility:

BODY & COMPONENTS:

Name: TRUCK SHOP MAUI, LLC/ LICENSE #RD-4273

Address: 1188 LOWER MAIN ST.

WAILUKU, HI 96793

Telephone Number: 808-868-4809

Email: AARON SERRARO - ASERRARO1230@GMAIL.COM

CHASSIS: VALLEY ISLE MOTORS, LTD.
221 S. PUUNENE AVE. KAHULUI, HI 96732
808-877-3673
ERIC HOFER - EHOFFER@JIMFALKAUTOMOTIVEGROUP.COM

Service and Repair Facility:

Name: TRUCK SHOP MAUI, LLC/ LICENSE #RD-4273

Address: 1188 LOWER MAIN ST.

WAILUKU, HI 96793

Telephone Number: 808-868-4809

Email: AARON SERRARO - ASERRARO1230@GMAIL.COM

ITEM 16

FURNISHING AND DELIVERING OF One (1) Fourteen (14) Passenger Van with Three (3) Wheelchair Positions and Lift Located Curbside Immediately Rear of Front Entrance for Catholic Charities Hawaii

ITEM DESCRIPTION

One (1) Fourteen (14) Passenger Van as described in the Vehicle Specifications Section, pages 26-1 thru 26-3

Year/Make: 2024 FORD E-450

Manufacturer: STARCRAFT

Model Name: ALLSTAR

Model No.: 22

a. Unit Bid Price: \$ 165,261-

b. Applicable Taxes: \$ 8,127-

TOTAL AMOUNT FOR COMPARISON OF BIDS: \$ 173,388-
(a + b)

In accordance with Section 10.2 of the General Specifications, the following must be provided by the bidder:

Warranty Facility:

Name: SODERHOLM SALES AND LEASING, INC./ LICENSE #RD-4138

Address: 2044 DILLINGHAM BLVD.

HONOLULU, HI 96819

Telephone Number: 808-834-1417

Email: JASON FUKUDA - JASON@SODERHOLMBUS.COM

CHASSIS: HONOLULU FORD
1370 N. KING ST. HONOLULU, HI 96817
808-824-3981
JOHN LE - JOHNLE@LITHIA.COM

Service and Repair Facility:

Name: SODERHOLM SALES AND LEASING, INC./ LICENSE #RD-4138

Address: 2044 DILLINGHAM BLVD.

HONOLULU, HI 96819

Telephone Number: 808-834-1417

Email: JASON FUKUDA - JASON@SODERHOLMBUS.COM

ITEM 17

FURNISHING AND DELIVERING OF One (1) Low Floor Minivan with Two (2) Wheelchair Positions and Manual Bi-Fold Swing-Away Ramp for Opportunities and Resources, Inc.

ITEM DESCRIPTION

One (1) LowFloor Minivan as described in the Vehicle Specification Section, pages 27-1 thru 27-3

Year/Make: 2023 CHRYSLER VOYAGER LX

Manufacturer: BRAUNABILITY

Model Name: MANUAL SIDE-ENTRY

Model No.: N/A

a. Unit Bid Price: \$ 106,937 -

b. Applicable Taxes: \$ 5,134 -

TOTAL AMOUNT FOR COMPARISON OF BIDS: \$ 112,071 -
(a + b)

In accordance with Section 10.2 of the General Specifications, the following must be provided by the bidder:

Warranty Facility:

Name: SODERHOLM SALES AND LEASING, INC./ LICENSE #RD-4138

Address: 2044 DILLINGHAM BLVD.

HONOLULU, HI 96819

Telephone Number: 808-834-1417

Email: JASON FUKUDA - JASON@SODERHOLMBUS.COM

**CHASSIS: CUTTER CHRYSLER, DODGE, JEEP, RAM, FIAT
777 ALA MOANA BLVD. HONOLULU, HI 96813
808-564-9950
CRYSTAL FREITAS - CFREITAS@CUTTERAUTO.COM**

Service and Repair Facility:

Name: SODERHOLM SALES AND LEASING, INC./ LICENSE #RD-4138

Address: 2044 DILLINGHAM BLVD.

HONOLULU, HI 96819

Telephone Number: 808-834-1417

Email: JASON FUKUDA - JASON@SODERHOLMBUS.COM

ITEM 18

FURNISHING AND DELIVERING OF One (1) Low Floor Minivan with Two (2) Wheelchair Positions and Manual Bi-Fold Swing-Away Ramp for ORI Anuenue Hale, Inc.

ITEM DESCRIPTION

One (1) Low Floor Minivan as described in the Vehicle Specifications Section, pages 28-1 thru 28-3

Year/Make: 2023 CHRYSLER VOYAGER LX

Manufacturer: BRAUNABILITY

Model Name: MANUAL SIDE-ENTRY

Model No.: N/A

a. Unit Bid Price: \$ 106,937-

b. Applicable Taxes: \$ 5,134-

TOTAL AMOUNT FOR COMPARISON OF BIDS: \$ 112,071-
(a + b)

In accordance with Section 10.2 of the General Specifications, the following must be provided by the bidder:

Warranty Facility:

Name: SODERHOLM SALES AND LEASING, INC./ LICENSE #RD-4138

Address: 2044 DILLINGHAM BLVD.

HONOLULU, HI 96819

Telephone Number: 808-834-1417

Email: JASON FUKUDA - JASON@SODERHOLMBUS.COM

**CHASSIS: CUTTER CHRYSLER, DODGE, JEEP, RAM, FIAT
777 ALA MOANA BLVD. HONOLULU, HI 96813
808-564-9950
CRYSTAL FREITAS - CFREITAS@CUTTERAUTO.COM**

Service and Repair Facility:

Name: SODERHOLM SALES AND LEASING, INC./ LICENSE #RD-4138

Address: 2044 DILLINGHAM BLVD.

HONOLULU, HI 96819

Telephone Number: 808-834-1417

Email: JASON FUKUDA - JASON@SODERHOLMBUS.COM

ITEM 19

FURNISHING AND DELIVERING OF A Ten (10) Passenger Van with Two (2) Wheelchair Positions and Lift Located Rear of Vehicle for Responsive Caregivers of Hawaii

ITEM DESCRIPTION

One (1) Ten (10) Passenger van as described in the Vehicle Specifications Section, pages 29-1 thru 29-2

Year/Make: 2024 FORD

Manufacturer: SUNSET VANS

Model Name: TRANSIT

Model No.: T150

a. Unit Bid Price: \$ 106,851-

b. Applicable Taxes: \$ 5,278-

TOTAL AMOUNT FOR COMPARISON OF BIDS: \$ 112,129-
(a + b)

In accordance with Section 10.2 of the General Specifications, the following must be provided by the bidder:

Warranty Facility:

Name: SODERHOLM SALES AND LEASING, INC./ LICENSE #RD-4138

Address: 2044 DILLINGHAM BLVD.

HONOLULU, HI 96819

Telephone Number: 808-834-1417

Email: JASON FUKUDA - JASON@SODERHOLMBUS.COM

CHASSIS: HONOLULU FORD
1370 N. KING ST. HONOLULU, HI 96817
808-824-3981
JOHN LE - JOHNLE@LITHIA.COM

Service and Repair Facility:

Name: SODERHOLM SALES AND LEASING, INC./ LICENSE #RD-4138

Address: 2044 DILLINGHAM BLVD.

HONOLULU, HI 96819

Telephone Number: 808-834-1417

Email: JASON FUKUDA - JASON@SODERHOLMBUS.COM

ITEM 20

FURNISHING AND DELIVERING OF A Ten (10) Passenger Van with Two (2) Wheelchair Positions and Lift Located Rear of Vehicle for Responsive Caregivers of Hawaii

ITEM DESCRIPTION

One (1) Ten (10) Passenger Van as described in the Vehicle Specifications Section, pages 30-1 thru 30-2

Year/Make: 2024 FORD

Manufacturer: SUNSET VANS

Model Name: TRANSIT

Model No.: T150

a. Unit Bid Price: \$ 106,851-

b. Applicable Taxes: \$ 5,278-

TOTAL AMOUNT FOR COMPARISON OF BIDS: \$ 112,129-
(a + b)

In accordance with Section 10.2 of the General Specifications, the following must be provided by the bidder:

Warranty Facility:

Name: SODERHOLM SALES AND LEASING, INC./ LICENSE #RD-4138

Address: 2044 DILLINGHAM BLVD.

HONOLULU, HI 96819

Telephone Number: 808-834-1417

Email: JASON FUKUDA - JASON@SODERHOLMBUS.COM

CHASSIS: HONOLULU FORD
1370 N. KING ST. HONOLULU, HI 96817
808-824-3981
JOHN LE - JOHNLE@LITHIA.COM

Service and Repair Facility:

Name: SODERHOLM SALES AND LEASING, INC./ LICENSE #RD-4138

Address: 2044 DILLINGHAM BLVD.

HONOLULU, HI 96819

Telephone Number: 808-834-1417

Email: JASON FUKUDA - JASON@SODERHOLMBUS.COM

ITEM 21

FURNISHING AND DELIVERING OF One (1) Fourteen (14) Passenger Van with Three (3) Wheelchair Positions and Lift Located Curbside Immediately Rear of Front Entrance for Kona Associate for Retarded Citizens dba The Arc of Kona

ITEM DESCRIPTION

One (1) Fourteen (14) Passenger Van as described in the Vehicle Specification Section, pages 31-1 thru 31-3

Year/Make: 2024 FORD E-450

Manufacturer: STARCRAFT

Model Name: ALLSTAR

Model No.: 22

a. Unit Bid Price: \$167,731-

b. Applicable Taxes: \$ 8,360-

TOTAL AMOUNT FOR COMPARISON OF BIDS: \$176,091-
(a + b)

In accordance with Section 10.2 of the General Specifications, the following must be provided by the bidder:

Warranty Facility: **BODY & COMPONENTS:**
Name: RANNIKKS SPECIALTY VEHICLES/ LICENSE #RD-2636
Address: 843-B LEILANI ST.
HILO, HI 96720
Telephone Number: 808-961-3889
Email: JAN NAKASHIMA - RANNIKKSJAN@HAWAII.RR.COM
CHASSIS: ORCHID ISLE AUTO CENTER
1030 KANOELEHUA AVE. HILO, HI 96720
808-935-1191 EXT. 106
JAY BLAKE - HILOFORD@MSN.COM

Service and Repair Facility:

Name: RANNIKKS SPECIALTY VEHICLES/ LICENSE #RD-2636

Address: 843-B LEILANI ST.

HILO, HI 96720

Telephone Number: 808-961-3889

Email: JAN NAKASHIMA - RANNIKKSJAN@HAWAII.RR.COM

ITEM 22

FURNISHING AND DELIVERING OF One (1) Fourteen (14) Passenger Van with Three (3) Wheelchair Positions and Lift Located Curbside Immediately Rear of Front Entrance for County of Kauai Transportation Agency

ITEM DESCRIPTION

One (1) Fourteen (14) Passenger Van as described in the Vehicle Specification Section, pages 32-1 thru 32-3

Year/Make: 2024 FORD E-450

Manufacturer: STARCRAFT

Model Name: ALLSTAR

Model No.: 22

a. Unit Bid Price: \$167,731-

b. Applicable Taxes: \$ 8,360-

TOTAL AMOUNT FOR COMPARISON OF BIDS: \$ 176,091-
(a + b)

In accordance with Section 10.2 of the General Specifications, the following must be provided by the bidder:

Warranty Facility:

BODY & COMPONENTS:

Name: KAUAI VEHICLE SERVICE CENTER/ LICENSE #RD-4134

Address: 3124 PELEKE ST.

LIHUE, HI 96766

Telephone Number: 808-246-6711

Email: JOHN ISHIBASHI - JOHN@KAUAIVEHICLE.COM

CHASSIS: KUHIO FORD
3050 HOOLAKO ST. LIHUE, HI 96766
808-245-3673
CHRIS BUTANO - CHRISB@KUHIOAUTOGROUP.COM

Service and Repair Facility:

Name: KAUAI VEHICLE SERVICE CENTER/ LICENSE #RD-4134

Address: 3124 PELEKE ST.

LIHUE, HI 96766

Telephone Number: 808-246-6711

Email: JOHN ISHIBASHI - JOHN@KAUAIVEHICLE.COM

ITEM 23

FURNISHING AND DELIVERING OF One (1) Ten (10) Passenger Van with Two (2) Wheelchair Positions and Lift Located Rear of Vehicle for Maui Adult Day Care Centers

ITEM DESCRIPTION

One (1) Ten (10) Passenger Van as described in the Vehicle Specification Section, pages 33-1 thru 33-2

Year/Make: 2024 FORD

Manufacturer: SUNSET VANS

Model Name: TRANSIT

Model No.: T150

a. Unit Bid Price: \$ 123,569-

b. Applicable Taxes: \$ 5,434-

TOTAL AMOUNT FOR COMPARISON OF BIDS: \$ 129,003-
(a + b)

In accordance with Section 10.2 of the General Specifications, the following must be provided by the bidder:

Warranty Facility:

BODY & COMPONENTS:

Name: TRUCK SHOP MAUI, LLC/ LICENSE #RD-4273

Address: 1188 LOWER MAIN ST.

WAILUKU, HI 96793

Telephone Number: 808-868-4809

Email: AARON SERRARO - ASERRARO1230@GMAIL.COM

CHASSIS: VALLEY ISLE MOTORS, LTD.
221 S. PUUNENE AVE. KAHULUI, HI 96732
808-877-3673
ERIC HOFER - EHOFFER@JIMFALKAUTOMOTIVEGROUP.COM

Service and Repair Facility:

Name: TRUCK SHOP MAUI, LLC/ LICENSE #RD-4273

Address: 1188 LOWER MAIN ST.

WAILUKU, HI 96793

Telephone Number: 808-868-4809

Email: AARON SERRARO - ASERRARO1230@GMAIL.COM

ITEM 24

FURNISHING AND DELIVERING OF One (1) Low Floor Minivan with Two (2) Wheelchair Positions and Manual Bi-Fold Swing-Away Ramp for Arc of Maui County

ITEM DESCRIPTION

One (1) Low Floor Minivan as described in the Vehicle Specification Section, pages 34-1 thru 34-3

Year/Make: 2023 CHRYSLER VOYAGER LX

Manufacturer: BRAUNABILITY

Model Name: MANUAL SIDE-ENTRY

Model No.: N/A

a. Unit Bid Price: \$ 107,564-

b. Applicable Taxes: \$ 4,592-

TOTAL AMOUNT FOR COMPARISON OF BIDS: \$ 112,156-
(a + b)

In accordance with Section 10.2 of the General Specifications, the following must be provided by the bidder:

Warranty Facility:

BODY & COMPONENTS:

Name: TRUCK SHOP MAUI, LLC/ LICENSE #RD-4273

Address: 1188 LOWER MAIN ST.

WAILUKU, HI 96793

Telephone Number: 808-868-4809

Email: AARON SERRARO - ASERRARO1230@GMAIL.COM

**CHASSIS: JIM FALK CHRYSLER, DODGE, JEEP, RAM
195 S. PUUNENE AVE. KAHULUI, HI 96732
808-893-7760**

LAHELA CONSTANTINO - LCONSTANTINO@JIMFALKAUTOMOTIVEGROUP.COM

Service and Repair Facility:

Name: TRUCK SHOP MAUI, LLC/ LICENSE #RD-4273

Address: 1188 LOWER MAIN ST.

WAILUKU, HI 96793

Telephone Number: 808-868-4809

Email: AARON SERRARO - ASERRARO1230@GMAIL.COM

ITEM 25

FURNISHING AND DELIVERING OF A Ten (10) Passenger Van with Two (2) Wheelchair Positions and Lift Located Rear of Vehicle for Hale Makua Health Services

ITEM DESCRIPTION

One (1) Ten (10) Passenger Van as described in the Vehicle Specification Section, pages 35-1 thru 35-2

Year/Make: 2024 FORD

Manufacturer: SUNSET VANS

Model Name: TRANSIT

Model No.: T150

a. Unit Bid Price: \$ 123,569-

b. Applicable Taxes: \$ 5,434-

TOTAL AMOUNT FOR COMPARISON OF BIDS: \$ 129,003-
(a + b)

In accordance with Section 10.2 of the General Specifications, the following must be provided by the bidder:

Warranty Facility:

BODY & COMPONENTS:

Name: TRUCK SHOP MAUI, LLC/ LICENSE #RD-4273

Address: 1188 LOWER MAIN ST.

WAILUKU, HI 96793

Telephone Number: 808-868-4809

Email: AARON SERRARO - ASERRARO1230@GMAIL.COM

CHASSIS: VALLEY ISLE MOTORS, LTD.
221 S. PUUNENE AVE. KAHULUI, HI 96732
808-877-3673
ERIC HOFER - EHOFFER@JIMFALKAUTOMOTIVEGROUP.COM

Service and Repair Facility:

Name: TRUCK SHOP MAUI, LLC/ LICENSE #RD-4273

Address: 1188 LOWER MAIN ST.

WAILUKU, HI 96793

Telephone Number: 808-868-4809

Email: AARON SERRARO - ASERRARO1230@GMAIL.COM

ITEM 26

FURNISHING AND DELIVERING OF One (1) Fourteen (14) Passenger Van with Three (3) Wheelchair Positions and Lift Located Curbside Immediately Rear of Front Entrance for Maui Adult Day Care Centers

ITEM DESCRIPTION

One (1) Fourteen (14) Passenger Van as described in the Vehicle Specification Section, pages 36-1 thru 36-3

Year/Make: 2024 FORD E-450

Manufacturer: STARCRAFT

Model Name: ALLSTAR

Model No.: 22

a. Unit Bid Price: \$ 167,731-

b. Applicable Taxes: \$ 7,391-

TOTAL AMOUNT FOR COMPARISON OF BIDS: \$ 175,122-
(a + b)

In accordance with Section 10.2 of the General Specifications, the following must be provided by the bidder:

Warranty Facility:

BODY & COMPONENTS:

Name: TRUCK SHOP MAUI, LLC/ LICENSE #RD-4273

Address: 1188 LOWER MAIN ST.

WAILUKU, HI 96793

Telephone Number: 808-868-4809

Email: AARON SERRARO - ASERRARO1230@GMAIL.COM

CHASSIS: VALLEY ISLE MOTORS, LTD.
221 S. PUUNENE AVE. KAHULUI, HI 96732
808-877-3673
ERIC HOFER - EHOFFER@JIMFALKAUTOMOTIVEGROUP.COM

Service and Repair Facility:

Name: TRUCK SHOP MAUI, LLC/ LICENSE #RD-4273

Address: 1188 LOWER MAIN ST.

WAILUKU, HI 96793

Telephone Number: 808-868-4809

Email: AARON SERRARO - ASERRARO1230@GMAIL.COM

ITEM 27

FURNISHING AND DELIVERING OF One (1) Fourteen (14) Passenger Van with Three (3) Wheelchair Positions and Lift Located Curbside Immediately Rear of Front Entrance for Maui Economic Opportunity, Inc.

ITEM DESCRIPTION

One (1) Fourteen (14) Passenger Van as described in the Vehicle Specification Section, pages 37-1 thru 37-3

Year/Make: 2024 FORD E-450

Manufacturer: STARCRAFT

Model Name: ALLSTAR

Model No.: 22

a. Unit Bid Price: \$ 167,731-

b. Applicable Taxes: \$ 7,391-

TOTAL AMOUNT FOR COMPARISON OF BIDS: \$ 175,122-
(a + b)

In accordance with Section 10.2 of the General Specifications, the following must be provided by the bidder:

Warranty Facility:

BODY & COMPONENTS:

Name: TRUCK SHOP MAUI, LLC/ LICENSE #RD-4273

Address: 1188 LOWER MAIN ST.

WAILUKU, HI 96793

Telephone Number: 808-868-4809

Email: AARON SERRARO - ASERRARO1230@GMAIL.COM

CHASSIS: VALLEY ISLE MOTORS, LTD.
221 S. PUUNENE AVE. KAHULUI, HI 96732
808-877-3673
ERIC HOFER - EHOFFER@JIMFALKAUTOMOTIVEGROUP.COM

Service and Repair Facility:

Name: TRUCK SHOP MAUI, LLC/ LICENSE #RD-4273

Address: 1188 LOWER MAIN ST.

WAILUKU, HI 96793

Telephone Number: 808-868-4809

Email: AARON SERRARO - ASERRARO1230@GMAIL.COM

ITEM 28

FURNISHING AND DELIVERING OF A Fourteen (14) Passenger Van with Three (3) Wheelchair Positions and Lift Located Curbside Immediately Rear of Front Entrance for Catholic Charities Hawaii

ITEM DESCRIPTION

One (1) Fourteen (14) Passenger Van as described in the Vehicle Specifications Section, pages 38-1 thru 38-3

Year/Make: 2024 FORD E-450

Manufacturer: STARCRAFT

Model Name: ALLSTAR

Model No.: 22

a. Unit Bid Price: \$ 165,261-

b. Applicable Taxes: \$ 8,127-

TOTAL AMOUNT FOR COMPARISON OF BIDS: \$ 173,388-
(a + b)

In accordance with Section 10.2 of the General Specifications, the following must be provided by the bidder:

Warranty Facility:

Name: SODERHOLM SALES AND LEASING, INC./ LICENSE #RD-4138

Address: 2044 DILLINGHAM BLVD.

HONOLULU, HI 96819

Telephone Number: 808-834-1417

Email: JASON FUKUDA - JASON@SODERHOLMBUS.COM

CHASSIS: HONOLULU FORD
1370 N. KING ST. HONOLULU, HI 96817
808-824-3981
JOHN LE - JOHNLE@LITHIA.COM

Service and Repair Facility:

Name: SODERHOLM SALES AND LEASING, INC./ LICENSE #RD-4138

Address: 2044 DILLINGHAM BLVD.
HONOLULU, HI 96819

Telephone Number: 808-834-1417

Email: JASON FUKUDA - JASON@SODERHOLMBUS.COM

ITEM 29

FURNISHING AND DELIVERING OF One (1) Low Floor Minivan with Two (2) Wheelchair Positions and Manual Bi-Fold Swing-Away Ramp for Opportunities and Resources, Inc.

ITEM DESCRIPTION

One (1) Low Floor Minivan as described in the Vehicle Specifications Section, pages 39-1 thru 39-3

Year/Make: 2023 CHRYSLER VOYAGER LX

Manufacturer: BRAUNABILITY

Model Name: MANUAL SIDE-ENTRY

Model No.: N/A

a. Unit Bid Price: \$ 106,937-

b. Applicable Taxes: \$ 5,134-

TOTAL AMOUNT FOR COMPARISON OF BIDS: \$ 112,071-

(a + b)

In accordance with Section 10.2 of the General Specifications, the following must be provided by the bidder:

Warranty Facility:

Name: SODERHOLM SALES AND LEASING, INC./ LICENSE #RD-4138

Address: 2044 DILLINGHAM BLVD.

HONOLULU, HI 96819

Telephone Number: 808-834-1417

Email: JASON FUKUDA - JASON@SODERHOLMBUS.COM

**CHASSIS: CUTTER CHRYSLER, DODGE, JEEP, RAM, FIAT
777 ALA MOANA BLVD. HONOLULU, HI 96813
808-564-9950
CRYSTAL FREITAS - CFREITAS@CUTTERAUTO.COM**

Service and Repair Facility:

Name: SODERHOLM SALES AND LEASING, INC./ LICENSE #RD-4138

Address: 2044 DILLINGHAM BLVD.

HONOLULU, HI 96819

Telephone Number: 808-834-1417

Email: JASON FUKUDA - JASON@SODERHOLMBUS.COM

ITEM 30

FURNISHING AND DELIVERING OF One (1) Fourteen (14) Passenger Van with Three (3) Wheelchair Positions and Lift Located Curbside Immediately Rear of Front Entrance for ORI Anuenue Hale, Inc.

ITEM DESCRIPTION

One (1) Fourteen (14) Passenger van as described in the Vehicle Specifications Section, pages 40-1 thru 40-3

Year/Make: 2024 FORD E-450

Manufacturer: STARCRAFT

Model Name: ALLSTAR

Model No.: 22

a. Unit Bid Price: \$ 165,261-

b. Applicable Taxes: \$ 8,127-

TOTAL AMOUNT FOR COMPARISON OF BIDS: \$ 173,388-
(a + b)

In accordance with Section 10.2 of the General Specifications, the following must be provided by the bidder:

Warranty Facility:

Name: SODERHOLM SALES AND LEASING, INC./ LICENSE #RD-4138

Address: 2044 DILLINGHAM BLVD.

HONOLULU, HI 96819

Telephone Number: 808-834-1417

Email: JASON FUKUDA - JASON@SODERHOLMBUS.COM

CHASSIS: HONOLULU FORD
1370 N. KING ST. HONOLULU, HI 96817
808-824-3981
JOHN LE - JOHNLE@LITHIA.COM

Service and Repair Facility:

Name: SODERHOLM SALES AND LEASING, INC./ LICENSE #RD-4138

Address: 2044 DILLINGHAM BLVD.

HONOLULU, HI 96819

Telephone Number: 808-834-1417

Email: JASON FUKUDA - JASON@SODERHOLMBUS.COM

ITEM 31

FURNISHING AND DELIVERING OF Ten (10) Passenger Van with Two (2) Wheelchair Positions and Manual Bi-Fold Swing-Away Ramp for Responsive Caregivers of Hawaii

ITEM DESCRIPTION

One (1) Ten (10) Passenger Van as described in the Vehicle Specification Section, pages 41-1 thru 41-3

Year/Make: 2024 FORD
Manufacturer: SUNSET VANS
Model Name: TRANSIT
Model No.: T150

a. Unit Bid Price: \$ 106,851-

b. Applicable Taxes: \$ 5,278-

TOTAL AMOUNT FOR COMPARISON OF BIDS: \$ 112,129-
(a + b)

In accordance with Section 10.2 of the General Specifications, the following must be provided by the bidder:

Warranty Facility:

Name: SODERHOLM SALES AND LEASING, INC./ LICENSE #RD-4138

Address: 2044 DILLINGHAM BLVD.

HONOLULU, HI 96819

Telephone Number: 808-834-1417

Email: JASON FUKUDA - JASON@SODERHOLMBUS.COM

CHASSIS: HONOLULU FORD
1370 N. KING ST. HONOLULU, HI 96817
808-824-3981
JOHN LE - JOHNLE@LITHIA.COM

Service and Repair Facility:

Name: SODERHOLM SALES AND LEASING, INC./ LICENSE #RD-4138

Address: 2044 DILLINGHAM BLVD.
HONOLULU, HI 96819

Telephone Number: 808-834-1417

Email: JASON FUKUDA - JASON@SODERHOLMBUS.COM

ITEM 32

FURNISHING AND DELIVERING OF A Ten (10) Passenger Van with Two (2) Wheelchair Positions and Manual Bi-Fold Swing-Away Ramp for Responsive Caregivers of Hawaii

ITEM DESCRIPTION

One (1) Ten (10) Passenger Van as described in the Vehicle Specifications Section, pages 42-1 thru 42-3

Year/Make: 2024 FORD

Manufacturer: SUNSET VANS

Model Name: TRANSIT

Model No.: T150

a. Unit Bid Price: \$ 106,851-

b. Applicable Taxes: \$ 5,278-

TOTAL AMOUNT FOR COMPARISON OF BIDS: \$ 112,129-
(a + b)

In accordance with Section 10.2 of the General Specifications, the following must be provided by the bidder:

Warranty Facility:

Name: SODERHOLM SALES AND LEASING, INC./ LICENSE #RD-4138

Address: 2044 DILLINGHAM BLVD.

HONOLULU, HI 96819

Telephone Number: 808-834-1417

Email: JASON FUKUDA - JASON@SODERHOLMBUS.COM

CHASSIS: HONOLULU FORD
1370 N. KING ST. HONOLULU, HI 96817
808-824-3981
JOHN LE - JOHNLE@LITHIA.COM

Service and Repair Facility:

Name: SODERHOLM SALES AND LEASING, INC./ LICENSE #RD-4138

Address: 2044 DILLINGHAM BLVD.

HONOLULU, HI 96819

Telephone Number: 808-834-1417

Email: JASON FUKUDA - JASON@SODERHOLMBUS.COM

ITEM 33

FURNISHING AND DELIVERING OF One (1) Low Floor Minivan with One (1) Wheelchair and Manual Bi-Fold Swing-Away Ramp Position for The Arc of Hilo

ITEM DESCRIPTION

One (1) Low Floor Minivan as described in the Vehicle Specifications Section, pages 43-1 thru 43-3

Year/Make: 2023 CHRYSLER VOYAGER LX

Manufacturer: BRAUNABILITY

Model Name: MANUAL SIDE-ENTRY

Model No.: N/A

a. Unit Bid Price: \$ 107,564-

b. Applicable Taxes: \$ 5,193-

TOTAL AMOUNT FOR COMPARISON OF BIDS: \$ 112,757-
(a + b)

In accordance with Section 10.2 of the General Specifications, the following must be provided by the bidder:

Warranty Facility:

BODY & COMPONENTS:

Name: RANNIKKS SPECIALTY VEHICLES/ LICENSE #RD-2636

Address: 843-B LEILANI ST.
HILO, HI 96720

Telephone Number: 808-961-3889

Email: JAN NAKASHIMA - RANNIKKSJAN@HAWAII.RR.COM

CHASSIS: KAMAAINA MOTORS
400 E. KAWILI ST. HILO, HI 96720
808-961-2885
CHRISIREE VARIZE - CRISIREE.VARIZE@KAMAAINA MOTORS.COM

Service and Repair Facility:

Name: RANNIKKS SPECIALTY VEHICLES/ LICENSE #RD-2636

Address: 843-B LEILANI ST.

HILO, HI 96720

Telephone Number: 808-961-3889

Email: JAN NAKASHIMA - RANNIKKSJAN@HAWAII.RR.COM

ITEM 34

FURNISHING AND DELIVERING OF One (1) Fourteen (14) Passenger Van with Three (3) Wheelchair Positions and Lift Located Curbside Immediately Rear of Front Entrance for Arc of Maui (Lahaina, Maui Program)

ITEM DESCRIPTION

One (1) Fourteen (14) Passenger Van as described in the Vehicle Specifications Section, pages 44-1 thru 44-4

Year/Make: 2024 FORD E-450

Manufacturer: STARCRAFT

Model Name: ALLSTAR

Model No.: 22

a. Unit Bid Price: \$ 167,731-

b. Applicable Taxes: \$ 7,391-

TOTAL AMOUNT FOR COMPARISON OF BIDS: \$ 175,122-
(a + b)

In accordance with Section 10.2 of the General Specifications, the following must be provided by the bidder:

Warranty Facility:

BODY & COMPONENTS:

Name: TRUCK SHOP MAUI, LLC/ LICENSE #RD-4273

Address: 1188 LOWER MAIN ST.

WAILUKU, HI 96793

Telephone Number: 808-868-4809

Email: AARON SERRARO - ASERRARO1230@GMAIL.COM

CHASSIS: VALLEY ISLE MOTORS, LTD.
221 S. PUUNENE AVE. KAHULUI, HI 96732
808-877-3673
ERIC HOFER - EHOFFER@JIMFALKAUTOMOTIVEGROUP.COM

Service and Repair Facility:

Name: TRUCK SHOP MAUI, LLC/ LICENSE #RD-4273

Address: 1188 LOWER MAIN ST.

WAILUKU, HI 96793

Telephone Number: 808-868-4809

Email: AARON SERRARO - ASERRARO1230@GMAIL.COM

ITEM 35

FURNISHING AND DELIVERING OF One (1) Fourteen (14) Passenger Van with Three (3) Wheelchair Positions and Lift Located Curbside Immediately Rear of Front Entrance for Arc of Maui (Molokai Residence)

ITEM DESCRIPTION

One (1) Fourteen (14) Passenger Van as described in the Vehicle Specification Section, pages 45-1 thru 45-3

Year/Make: 2024 FORD E-450

Manufacturer: STARCRAFT

Model Name: ALLSTAR

Model No.: 22

a. Unit Bid Price: \$ 167,731-

b. Applicable Taxes: \$ 7,391-

TOTAL AMOUNT FOR COMPARISON OF BIDS: \$ 175,122-
(a + b)

In accordance with Section 10.2 of the General Specifications, the following must be provided by the bidder:

Warranty Facility: **BODY & COMPONENTS:**
Name: TRUCK SHOP MAUI, LLC/ LICENSE #RD-4273
Address: 1188 LOWER MAIN ST.
WAILUKU, HI 96793
Telephone Number: 808-868-4809
Email: AARON SERRARO - ASERRARO1230@GMAIL.COM
CHASSIS: VALLEY ISLE MOTORS, LTD.
221 S. PUUNENE AVE. KAHULUI, HI 96732
808-877-3673
ERIC HOFER - EHOFFER@JIMFALKAUTOMOTIVEGROUP.COM

Service and Repair Facility:

Name: TRUCK SHOP MAUI, LLC/ LICENSE #RD-4273

Address: 1188 LOWER MAIN ST.

WAILUKU, HI 96793

Telephone Number: 808-868-4809

Email: AARON SERRARO - ASERRARO1230@GMAIL.COM

ITEM 36

FURNISHING AND DELIVERING OF One (1) Fourteen (14) Passenger Van with Three (3) Wheelchair Positions and Lift Located Curbside Immediately Rear of Front Entrance for Hale Makua Health Services

ITEM DESCRIPTION

One (1) Fourteen (14) Passenger Van as described in the Vehicle Specification Section, pages 46-1 thru 46-3

Year/Make: 2024 FORD E-450

Manufacturer: STARCRAFT

Model Name: ALLSTAR

Model No.: 22

a. Unit Bid Price: \$167,731-

b. Applicable Taxes: \$ 7,391-

TOTAL AMOUNT FOR COMPARISON OF BIDS: \$ 175,122-
(a + b)

In accordance with Section 10.2 of the General Specifications, the following must be provided by the bidder:

Warranty Facility:

BODY & COMPONENTS:

Name: TRUCK SHOP MAUI, LLC/ LICENSE #RD-4273

Address: 1188 LOWER MAIN ST.

WAILUKU, HI 96793

Telephone Number: 808-868-4809

Email: AARON SERRARO - ASERRARO1230@GMAIL.COM

CHASSIS: VALLEY ISLE MOTORS, LTD.
221 S. PUUNENE AVE. KAHULUI, HI 96732
808-877-3673
ERIC HOFER - EHOFFER@JIMFALKAUTOMOTIVEGROUP.COM

Service and Repair Facility:

Name: TRUCK SHOP MAUI, LLC/ LICENSE #RD-4273

Address: 1188 LOWER MAIN ST.

WAILUKU, HI 96793

Telephone Number: 808-868-4809

Email: AARON SERRARO - ASERRARO1230@GMAIL.COM

ITEM 37

FURNISHING AND DELIVERING OF A Fourteen (14) Passenger Van with Three (3) Wheelchair Positions and Located Curbside Immediately Rear of Front Entrance for Hawaii County Economic Opportunity Council (Elderly Transportation)

ITEM DESCRIPTION

One (1) Fourteen (14) Passenger Van as described in the Vehicle Specification Section, pages 47-1 thru 47-3

Year/Make: 2024 FORD E-450

Manufacturer: STARCRAFT

Model Name: ALLSTAR

Model No.: 22

a. Unit Bid Price: \$ 167,731-

b. Applicable Taxes: \$ 8,360-

TOTAL AMOUNT FOR COMPARISON OF BIDS: \$ 176,091-
(a + b)

In accordance with Section 10.2 of the General Specifications, the following must be provided by the bidder:

Warranty Facility:

BODY & COMPONENTS:

Name: RANNIKKS SPECIALTY VEHICLES/ LICENSE #RD-2636

Address: 843-B LEILANI ST.

HILO, HI 96720

Telephone Number: 808-961-3889

Email: JAN NAKASHIMA - RANNIKKSJAN@HAWAII.RR.COM

**CHASSIS: ORCHID ISLE AUTO CENTER
1030 KANOELEHUA AVE. HILO, HI 96720
808-935-1191 EXT. 106
JAY BLAKE - HILOFORD@MSN.COM**

ITEM 37

Service and Repair Facility:

Name: RANNIKKS SPECIALTY VEHICLES/ LICENSE #RD-2636

Address: 843-B LEILANI ST.

HILO, HI 96720

Telephone Number: 808-961-3889

Email: JAN NAKASHIMA - RANNIKKSJAN@HAWAII.RR.COM

ITEM 38

FURNISHING AND DELIVERING OF A Ten (10) Passenger Van with Two (2) Wheelchair Positions and Lift Located Rear of Vehicle for Hawaii County Economic Opportunity Council

ITEM DESCRIPTION

One (1) Ten (10) Passenger Van as described in the Vehicle Specification Section, pages 48-1 thru 48-2

Year/Make: 2024 FORD
Manufacturer: SUNSET VANS
Model Name: TRANSIT
Model No.: T150

a. Unit Bid Price: \$ 123,569-

b. Applicable Taxes: \$ 6,146-

TOTAL AMOUNT FOR COMPARISON OF BIDS: \$ 129,715-
(a + b)

In accordance with Section 10.2 of the General Specifications, the following must be provided by the bidder:

Warranty Facility:

BODY & COMPONENTS:

Name: RANNIKKS SPECIALTY VEHICLES/ LICENSE #RD-2636

Address: 843-B LEILANI ST.
HILO, HI 96720

Telephone Number: 808-961-3889

Email: JAN NAKASHIMA - RANNIKKSJAN@HAWAII.RR.COM

CHASSIS: ORCHID ISLE AUTO CENTER
1030 KANOELEHUA AVE. HILO, HI 96720
808-935-1191 EXT. 106
JAY BLAKE - HILOFORD@MSN.COM

Service and Repair Facility:

Name: RANNIKKS SPECIALTY VEHICLES/ LICENSE #RD-2636

Address: 843-B LEILANI ST.

HILO, HI 96720

Telephone Number: 808-961-3889

Email: JAN NAKASHIMA - RANNIKKSJAN@HAWAII.RR.COM

ITEM 39

FURNISHING AND DELIVERING OF One (1) Fourteen (14) Passenger Van with Three (3) Wheelchair Positions and Lift Located Curbside Immediately Rear of Front Entrance for Kona Association for Retarded Citizens dba The Arc of Kona

ITEM DESCRIPTION

One (1) Fourteen (14) Passenger Van as described in the Vehicle Specification Section, pages 49-1 thru 49-3

Year/Make: 2024 FORD E-450

Manufacturer: STARCRAFT

Model Name: ALLSTAR

Model No.: 22

a. Unit Bid Price: \$ 167,731-

b. Applicable Taxes: \$ 8,360-

TOTAL AMOUNT FOR COMPARISON OF BIDS: \$ 176,091-
(a + b)

In accordance with Section 10.2 of the General Specifications, the following must be provided by the bidder:

Warranty Facility:

BODY & COMPONENTS:

Name: RANNIKKS SPECIALTY VEHICLES/ LICENSE #RD-2636

Address: 843-B LEILANI ST.

HILO, HI 96720

Telephone Number: 808-961-3889

Email: JAN NAKASHIMA - RANNIKKSJAN@HAWAII.RR.COM

**CHASSIS: ORCHID ISLE AUTO CENTER
1030 KANOELEHUA AVE. HILO, HI 96720
808-935-1191 EXT. 106
JAY BLAKE - HILOFORD@MSN.COM**

Service and Repair Facility:

Name: RANNIKKS SPECIALTY VEHICLES/ LICENSE #RD-2636

Address: 843-B LEILANI ST.

HILO, HI 96720

Telephone Number: 808-961-3889

Email: JAN NAKASHIMA - RANNIKKSJAN@HAWAII.RR.COM

ITEM 40

FURNISHING AND DELIVERING OF One (1) Fourteen (14) Passenger Van with Three (3) Wheelchair Positions and Lift Located Curbside Immediately Rear of Front Entrance for Maui Economic Opportunity inc.

ITEM DESCRIPTION

One (1) Fourteen (14) Passenger Van as described in the Vehicle Specification Section, pages 50-1 thru 50-3

Year/Make: 2024 FORD E-450

Manufacturer: STARCRAFT

Model Name: ALLSTAR

Model No.: 22

a. Unit Bid Price: \$167,731-

b. Applicable Taxes: \$ 7,391-

TOTAL AMOUNT FOR COMPARISON OF BIDS: \$ 175,122-
(a + b)

In accordance with Section 10.2 of the General Specifications, the following must be provided by the bidder:

Warranty Facility:

BODY & COMPONENTS:

Name: TRUCK SHOP MAUI, LLC/ LICENSE #RD-4273

Address: 1188 LOWER MAIN ST.

WAILUKU, HI 96793

Telephone Number: 808-868-4809

Email: AARON SERRARO - ASERRARO1230@GMAIL.COM

CHASSIS: VALLEY ISLE MOTORS, LTD.
221 S. PUUNENE AVE. KAHULUI, HI 96732
808-877-3673
ERIC HOFER - EHOFFER@JIMFALKAUTOMOTIVEGROUP.COM

Service and Repair Facility:

Name: TRUCK SHOP MAUI, LLC/ LICENSE #RD-4273

Address: 1188 LOWER MAIN ST.

WAILUKU, HI 96793

Telephone Number: 808-868-4809

Email: AARON SERRARO - ASERRARO1230@GMAIL.COM

ITEM 41

FURNISHING AND DELIVERING OF One (1) Fourteen (14) Passenger Van with Three (3) Wheelchair Positions and Lift Located Curbside Immediately Rear of Front Entrance for Responsive Caregivers of Hawaii

ITEM DESCRIPTION

One (1) Fourteen (14) Passenger Van as described in the Vehicle Specification Section, pages 51-1 thru 51-3

Year/Make: 2024 FORD E-450

Manufacturer: STARCRAFT

Model Name: ALLSTAR

Model No.: 22

a. Unit Bid Price: \$ 165,261-

b. Applicable Taxes: \$ 8,127-

TOTAL AMOUNT FOR COMPARISON OF BIDS: \$ 173,388-
(a + b)

In accordance with Section 10.2 of the General Specifications, the following must be provided by the bidder:

Warranty Facility:

Name: SODERHOLM SALES AND LEASING, INC./ LICENSE #RD-4138

Address: 2044 DILLINGHAM BLVD.

HONOLULU, HI 96819

Telephone Number: 808-834-1417

Email: JASON FUKUDA - JASON@SODERHOLMBUS.COM

CHASSIS: HONOLULU FORD
1370 N. KING ST. HONOLULU, HI 96817
808-824-3981
JOHN LE - JOHNLE@LITHIA.COM

Service and Repair Facility:

Name: SODERHOLM SALES AND LEASING, INC./ LICENSE #RD-4138

Address: 2044 DILLINGHAM BLVD.
HONOLULU, HI 96819

Telephone Number: 808-834-1417

Email: JASON FUKUDA - JASON@SODERHOLMBUS.COM

ITEM 42

FURNISHING AND DELIVERING OF One (1) Fourteen (14) Passenger Van with Three (3) Wheelchair Positions and Lift Located Curbside Immediately Rear of Front Entrance for Responsive Caregivers of Hawaii

ITEM DESCRIPTION

One (1) Fourteen (14) Passenger Van as described in the Vehicle Specifications Section, pages 52-1 thru 52-3

Year/Make: 2024 FORD E-450

Manufacturer: STARCRAFT

Model Name: ALLSTAR

Model No.: 22

a. Unit Bid Price: \$ 165,261-

b. Applicable Taxes: \$ 8,127-

TOTAL AMOUNT FOR COMPARISON OF BIDS: \$ 173,388-
(a + b)

Warranty Facility:

Name: SODERHOLM SALES AND LEASING, INC./ LICENSE #RD-4138

Address: 2044 DILLINGHAM BLVD.

HONOLULU, HI 96819

Telephone Number: 808-834-1417

Email: JASON FUKUDA - JASON@SODERHOLMBUS.COM

**CHASSIS: HONOLULU FORD
1370 N. KING ST. HONOLULU, HI 96817
808-824-3981
JOHN LE - JOHNLE@LITHIA.COM**

Service and Repair Facility:

Name: SODERHOLM SALES AND LEASING, INC./ LICENSE #RD-4138

Address: 2044 DILLINGHAM BLVD.

HONOLULU, HI 96819

Telephone Number: 808-834-1417

Email: JASON FUKUDA - JASON@SODERHOLMBUS.COM

ITEM 43

FURNISHING AND DELIVERING OF One (1) Fourteen (14) Passenger Van with Three (3) Wheelchair Positions and Lift Located Curbside Immediately Rear of Front Entrance for Catholic Charities Hawaii

ITEM DESCRIPTION

One (1) Fourteen (14) Passenger Van as described in the Vehicle Specifications Section, pages 53-1 thru 53-3

Year/Make: 2024 FORD E-450

Manufacturer: STARCRAFT

Model Name: ALLSTAR

Model No.: 22

a. Unit Bid Price: \$ 165,261-

b. Applicable Taxes: \$ 8,127-

TOTAL AMOUNT FOR COMPARISON OF BIDS: \$ 173,388-

(a + b)

In accordance with Section 10.2 of the General Specifications, the following must be provided by the bidder:

Warranty Facility:

Name: SODERHOLM SALES AND LEASING, INC./ LICENSE #RD-4138

Address: 2044 DILLINGHAM BLVD.

HONOLULU, HI 96819

Telephone Number: 808-834-1417

Email: JASON FUKUDA - JASON@SODERHOLMBUS.COM

CHASSIS: HONOLULU FORD
1370 N. KING ST. HONOLULU, HI 96817
808-824-3981
JOHN LE - JOHNLE@LITHIA.COM

Service and Repair Facility:

Name: SODERHOLM SALES AND LEASING, INC./ LICENSE #RD-4138

Address: 2044 DILLINGHAM BLVD.

HONOLULU, HI 96819

Telephone Number: 808-834-1417

Email: JASON FUKUDA - JASON@SODERHOLMBUS.COM

NOTES:



1. Bid prices shall include all Federal, State, and local taxes, and shall also include applicable fees, charges, surcharges, licensing, shipping/handling, delivery, and any other charges associated with this solicitation.
2. The TOTAL AMOUNT FOR COMPARISON OF BIDS will be used to determine the lowest responsible bidder for each item.
3. If a discrepancy occurs between unit bid price and the bid price, the unit bid price shall govern.
4. The State reserves the right to reject any or all Proposals and to waive any defects in the best interest of the State.



5. Bidder may bid on any item in this proposal, and the awarding of contract(s) will be made to the responsive and responsible bidder(s) submitting the lowest qualified total bid price per item. See Section 3.1 Award of Contract of the Special Provisions (Page SP-4). If a bidder is determined the lowest responsive and responsible bidder for multiple items, one combined contract will be awarded.
6. Bidders are reminded to submit Federal Transit Administration (FTA) Federal Certifications with their bid. See paragraph 1 of Section 10.2.A. Bid Requirements.



7. The completed PROPOSAL and supporting documentation, including the required Federal certifications and documents corresponding to each item on the proposal as outlined in SECTION 10.2.A shall be uploaded into the State of Hawaii eProcurement System (HiePRO) as a SINGLE FILE in PDF format prior to the bid opening date and time.

Confidential or proprietary documents shall be uploaded in a SEPARATE PDF file, with "CONFIDENTIAL" or similar notation, somewhere in the file name.

Please check the files and information carefully before submitting.

STATE OF HAWAII

DEPARTMENT OF TRANSPORTATION

FORMS

Contents:

Contract

C O N T R A C T

THIS AGREEMENT, made this day May 17, 2023,
by and between the STATE OF HAWAII, by its Director of Transportation, hereinafter
referred to as "STATE", and SODERHOLM SALES AND LEASING, INC. DBA
SODERHOLM BUS & MOBILITY, a Hawaii corporation whose business and/or mailing
address is P. O. Box 19010, Honolulu, Hawaii 96817 hereinafter referred to as
"CONTRACTOR";

WITNESSETH: That for and in consideration of the payments hereinafter mentioned,
the CONTRACTOR hereby covenants and agrees with the STATE to complete in place,
furnish and pay for all labor and materials necessary for "FURNISHING AND DELIVERING
OF MOTOR VEHICLES FOR VARIOUS NON-PROFIT AND COUNTY AGENCIES,
STATEWIDE, PROJECT NO. STP-5310-22AR, or such a part thereof as shall be required by
the STATE, the total amount of which labor, material and construction shall be computed at
the unit and/or lump sum prices set forth in the attached proposal schedule and shall be the sum
of FOUR MILLION SEVENTY FIVE THOUSAND SIX HUNDRED FORTY SIX AND
NO/100----- DOLLARS (\$4,075,646.00) as follows:

Item No.	Item Description	Recipient/Agency	Bid Amount
6	Fourteen (14) Passenger Van	Kaunoa Senior Services, County of Maui	\$ 175,122.00
8	Fourteen (14) Passenger Van	Responsive Caregivers of Hawaii	\$ 173,388.00
9	Fourteen (14) Passenger Van	Responsive Caregivers of Hawaii	\$ 173,388.00
13	Ten (10) Passenger Van	Arc of Maui County	\$ 129,003.00
14	Fourteen (14) Passenger Van	Hale Makua Health Services	\$ 175,122.00
15	Fourteen (14) Passenger Van	Maui Economic Opportunity, Inc.	\$ 175,122.00
16	Fourteen (14) Passenger Van	Catholic Charities Hawaii	\$ 173,388.00
17	Low Floor Minivan	Opportunities and Resources, Inc.	\$ 112,071.00
18	Low Floor Minivan	ORI Anuenue Hale, Inc.	\$ 112,071.00
19	Ten (10) Passenger Van	Responsive Caregivers of Hawaii	\$ 112,129.00
20	Ten (10) Passenger Van	Responsive Caregivers of Hawaii	\$ 112,129.00
21	Fourteen (14) Passenger Van	Kona Association for Retarded Citizens dba The Arc of Kona	\$ 176,091.00
23	Ten (10) Passenger Van	Maui Adult Day Care Centers	\$ 129,003.00
24	Low Floor Minivan	Arc of Maui County	\$ 112,156.00
25	Ten (10) Passenger Van	Hale Makua Health Services	\$ 129,003.00
26	Fourteen (14) Passenger Van	Maui Adult Day Care Centers	\$ 175,122.00
27	Fourteen (14) Passenger Van	Maui Economic Opportunity, Inc.	\$ 175,122.00
28	Fourteen (14) Passenger Van	Catholic Charities Hawaii	\$ 173,388.00
29	Low Floor Minivan	Opportunities and Resources, Inc.	\$ 112,071.00
30	Fourteen (14) Passenger Van	ORI Anuenue Hale, Inc.	\$ 173,388.00
31	Ten (10) Passenger Van	Responsive Caregivers of Hawaii	\$ 112,129.00
32	Ten (10) Passenger Van	Responsive Caregivers of Hawaii	\$ 112,129.00
36	Fourteen (14) Passenger Van	Hale Makua Health Services	\$ 175,122.00
39	Fourteen (14) Passenger Van	Kona Association for Retarded Citizens dba The Arc of Kona	\$ 176,091.00
40	Fourteen (14) Passenger Van	Maui Economic Opportunity, Inc.	\$ 175,122.00
41	Fourteen (14) Passenger Van	Responsive Caregivers of Hawaii	\$ 173,388.00
42	Fourteen (14) Passenger Van	Responsive Caregivers of Hawaii	\$ 173,388.00
	Total Contract Amount		\$4,075,646.00

which sum shall be provided from following funds:

Federal Funds.....	\$3,260,503.00
Arc of Maui County.....	\$ 48,233.00
Catholic Charities Hawaii.....	\$ 69,356.00
Hale Makua Health Services.....	\$ 95,851.00
Kaunoa Senior Services, County of Maui.....	\$ 35,025.00
Kona Association for Retarded Citizens dba The Arc of Kona.....	\$ 70,438.00
Maui Adult Day Care.....	\$ 60,826.00
Maui Economic Opportunity Inc.	\$ 105,075.00
Opportunities and Resources, Inc.	\$ 44,830.00
ORI Anuenue Hale Inc.	\$ 57,093.00
Responsive Caregivers of Hawaii.....	\$ 228,416.00
Total Amount.....	\$4,075,646.00

all in accordance with the specifications, the special provisions, if any, the notice to bidders, the instructions to bidders, the proposal and plans for PROJECT NO. STP-5310-22AR, and any supplements thereto, on file in the office of the Director of Transportation. These documents, together with all alterations, amendments, and additions thereto and deductions therefrom, are attached hereto or incorporated herein by reference and made a part of this contract.

The CONTRACTOR hereby covenants and agrees to complete such work within TWO HUNDRED SEVENTY (270) CALENDAR DAYS, from the notice to proceed issued by the State, subject, however, to such extensions as may be provided for in writing under the specifications.

For and in consideration of the covenants, undertakings and agreements of the CONTRACTOR herein set forth and upon the full and faithful performance thereof by the CONTRACTOR, the STATE hereby agrees to pay the CONTRACTOR the sum of FOUR MILLION SEVENTY FIVE THOUSAND SIX HUNDRED FORTY SIX AND NO/100---DOLLARS (\$4,075,646.00) in lawful money, but not more than such part of the same as is actually earned according to the STATE's determination of the actual quantities of work performed and materials furnished by the CONTRACTOR at the unit or lump sum prices set forth in the attached proposal schedule. Such payment, including any extras, shall be made, subject to such additions or deductions hereto or hereafter made in the manner and at the time prescribed in the specifications and this contract. An additional sum of --NONE- DOLLARS (\$00.00) is hereby provided for extra work.

Where Federal funds are involved, it is covenanted and agreed by and between the parties hereto, that the sum of THREE MILLION TWO HUNDRED SIXTY THOUSAND FIVE HUNDRED THREE AND NO/100-----DOLLARS (\$3,260,503.00) and --NONE-- DOLLARS (\$00.00) a portion of the contract price and extras, respectively, shall be paid out of the applicable Federal funds, and that this contract shall be construed to be an agreement to pay said sums to the Contractor only out of the aforesaid Federal funds if and when such

Federal funds shall be received from the Federal Government, and that this contract shall not be construed to be a general agreement to pay said portions at all events out of any funds other than those which may be so received from the Federal Government; provided, that if the Federal share of the cost of the project is not immediately forthcoming from the Federal Government, the STATE may advance the CONTRACTOR the anticipated Federal reimbursement of the cost of the completed portions of the work from funds which have been appropriated by the STATE for its pro rata share.

All words used herein in the singular shall extend to and include the plural. All words used in the plural shall extend to and include the singular. The use of any gender shall extend to and include all genders.

IN WITNESS WHEREOF, the parties hereto have caused this instrument to be duly executed the day and year first above written.

STATE OF HAWAII



Director of Transportation

SODERHOLM SALES AND
LEASING, INC. DBA SODERHOLM
BUS & MOBILITY

(Seal)

Gabrielle Soderholm

Signature

GABRIELLE SODERHOLM

Print name

Corporate Officer - Assistant Operations Manger

Print Title

May 16, 2023


Date


CONTRACT CERTIFICATION

I hereby certify that there is an appropriation balance in the account(s) named below for this Contract No. 71242
with SODERHOLM SALES AND LEASING, INC. dba SODERHOLM BUS & MOBILITY

APPROPRIATION	(*)	AMOUNT
631 S 16 230 D 49 USC SEC 5310-CAP ASST ELDERLY/DIS	★	417,458.00
631 S 17 230 D 49 USC SEC 5310-CAP ASST ELDERLY/DIS	★	173,928.00
631 S 18 230 D 49 USC SEC 5310-CAP ASST ELDERLY/DIS	★	536,000.00
631 S 19 230 D 49 USC SEC 5310-CAP ASST ELDERLY/DIS	★	792,000.00
631 S 23 289 D 49 USC SEC 5310-CAP ASST ELDERLY/DIS	★	1,341,117.00
631 S 18 335 D URBAN MASS TRANSPORTATION ACT OF 1964		289,242.00
631 S 23 335 D URBAN MASS TRANSPORTATION ACT OF 1964		525,901.00
	TOTAL	4,075,646.00

* Federal funds, as received. Sec. 103D-309, H.R.S.

Dated May 22, 2023



for Comptroller
State of Hawaii









Söderholm Sales and Leasing, Inc.

CORPORATE RESOLUTION

I, R. Erik Soderholm, Secretary of Soderholm Sales and Leasing, Inc., a Hawaii corporation, hereby certify that set forth below is a true and correct copy of a resolution duly and legally adopted at a meeting of the Board of Directors of said Corporation, duly called, convened and held in accordance with the bylaws and the laws of the State of Hawaii on the 20th day of January, 2023 at which a quorum was present and voting and that said resolution has not in any way been modified, repealed or rescinded but is in full force and effect.

RESOLVED that any one of the following officers: President, Vice President, Secretary, Treasurer, or Corporate Officers of this Corporation is hereby authorized to execute and deliver any documents including signing requests for proposals and contracts with The State of Hawaii Department of Transportation.

I further certify that the following whose signatures appear after their respective names now hold the office referred to in the foregoing resolution:

<u>Officer</u>	<u>Name</u>	<u>Signature</u>
President	Denise L. Soderholm	
Vice President	R. Erik Soderholm	
Secretary	R. Erik Soderholm	
Treasurer	Denise L. Soderholm	
Corporate Officer	Gustaf E. Soderholm	
Corporate Officer	Gabrielle L. Soderholm	

IN WITNESS THEREOF, I have hereunder set my hand and affixed the corporate seal of said Corporation this 20th day of January, 2023.



(SEAL)

By: R. Erik Soderholm
Its: Secretary

STP-5310-22AR_Soderholm Contract

Final Audit Report

2023-05-16

Created:	2023-05-16 (Hawaii-Aleutian Standard Time)
By:	Patricia Shin (pat.shin@hawaii.gov)
Status:	Signed
Transaction ID:	CBJCHBCAABAAWwhqf3UuszGKkfe-wFOjz2yxxAWdVBhu4

"STP-5310-22AR_Soderholm Contract" History

-  Document created by Patricia Shin (pat.shin@hawaii.gov)
2023-05-16 - 10:46:08 AM HST
-  Document emailed to GABRIELLE SODERHOLM (gabi@soderholmbus.com) for signature
2023-05-16 - 10:48:16 AM HST
-  Email viewed by GABRIELLE SODERHOLM (gabi@soderholmbus.com)
2023-05-16 - 10:48:18 AM HST
-  Document e-signed by GABRIELLE SODERHOLM (gabi@soderholmbus.com)
Signature Date: 2023-05-16 - 11:26:37 AM HST - Time Source: server
-  Agreement completed.
2023-05-16 - 11:26:37 AM HST











STP-5310-22AR_Soderholm Contract

Final Audit Report

2023-05-17

Created:	2023-05-16 (Hawaii-Aleutian Standard Time)
By:	Patricia Shin (pat.shin@hawaii.gov)
Status:	Signed
Transaction ID:	CBJCHBCAABAakZBK9c5ZaMR4PZknlRfMdWumWRH0-5k9

"STP-5310-22AR_Soderholm Contract" History

-  Document created by Patricia Shin (pat.shin@hawaii.gov)
2023-05-16 - 2:29:28 PM HST
-  Document emailed to Sandra Inouye (Sandra.MS.Inouye@hawaii.gov) for approval
2023-05-16 - 2:30:39 PM HST
-  Email viewed by Sandra Inouye (Sandra.MS.Inouye@hawaii.gov)
2023-05-16 - 2:39:20 PM HST
-  Document approved by Sandra Inouye (Sandra.MS.Inouye@hawaii.gov)
Approval Date: 2023-05-16 - 2:41:04 PM HST - Time Source: server
-  Document emailed to dot.admin.dep-s_esign@hawaii.gov for approval
2023-05-16 - 2:41:05 PM HST
-  Email viewed by dot.admin.dep-s_esign@hawaii.gov
2023-05-16 - 3:01:22 PM HST
-  Document approval delegated to Deborah Kuwaye (deborah.k.kuwaye@hawaii.gov) by dot.admin.dep-s_esign@hawaii.gov
2023-05-16 - 3:01:25 PM HST
-  Document approval delegated to Tammy Lee (tammy.l.lee@hawaii.gov) by Deborah Kuwaye (deborah.k.kuwaye@hawaii.gov)
2023-05-16 - 3:03:39 PM HST
-  Document emailed to Tammy Lee (tammy.l.lee@hawaii.gov) for approval
2023-05-16 - 3:03:39 PM HST
-  Document emailed to Deborah Kuwaye (deborah.k.kuwaye@hawaii.gov) for approval
2023-05-16 - 3:03:39 PM HST


-  Document approved by Tammy Lee (tammy.l.lee@hawaii.gov)
Approval Date: 2023-05-16 - 8:03:46 PM HST - Time Source: server

-  Document emailed to dot.admin.dir_esign@hawaii.gov for signature
2023-05-16 - 8:03:47 PM HST

-  Email viewed by dot.admin.dir_esign@hawaii.gov
2023-05-17 - 3:09:42 PM HST


-  Document signing delegated to Candi Miguel (candi.tm.miguel@hawaii.gov) by dot.admin.dir_esign@hawaii.gov
2023-05-17 - 3:09:44 PM HST

-  Document signing delegated to Veronica Fuentes (veronica.am.fuentes@hawaii.gov) by Candi Miguel (candi.tm.miguel@hawaii.gov)
2023-05-17 - 3:20:51 PM HST


-  Document emailed to Candi Miguel (candi.tm.miguel@hawaii.gov) for signature
2023-05-17 - 3:20:51 PM HST


-  Document emailed to Veronica Fuentes (veronica.am.fuentes@hawaii.gov) for signature
2023-05-17 - 3:20:51 PM HST

-  Email viewed by Veronica Fuentes (veronica.am.fuentes@hawaii.gov)
2023-05-17 - 3:27:01 PM HST

-  Document signing delegated to Edwin Sniffen (edwin.h.sniffen@hawaii.gov) by Veronica Fuentes (veronica.am.fuentes@hawaii.gov)
2023-05-17 - 3:27:17 PM HST

-  Document emailed to Edwin Sniffen (edwin.h.sniffen@hawaii.gov) for signature
2023-05-17 - 3:27:17 PM HST

-  Document e-signed by Edwin Sniffen (edwin.h.sniffen@hawaii.gov)
Signature Date: 2023-05-17 - 3:45:05 PM HST - Time Source: server

-  Agreement completed.
2023-05-17 - 3:45:05 PM HST



STATE OF HAWAII
STATE PROCUREMENT OFFICE

CERTIFICATE OF VENDOR COMPLIANCE

This document presents the compliance status of the vendor identified below on the issue date with respect to certificates required from the Hawaii Department of Taxation (DOTAX), the Internal Revenue Service, the Hawaii Department of Labor and Industrial Relations (DLIR), and the Hawaii Department of Commerce and Consumer Affairs (DCCA).

Vendor Name: SODERHOLM SALES AND LEASING, INC.

DBA/Trade Name: SODERHOLM BUS & MOBILITY

Issue Date: 05/15/2023

Status: **Compliant**

Hawaii Tax#: 20410670-01
New Hawaii Tax#: GE-1359843328-01
FEIN/SSN#: XX-XXX9439
UI#: XXXXXX9548
DCCA FILE#: 74535

Status of Compliance for this Vendor on issue date:

Form	Department(s)	Status
A-6	Hawaii Department of Taxation	Compliant
8821	Internal Revenue Service	Compliant
COGS	Hawaii Department of Commerce & Consumer Affairs	Compliant
LIR27	Hawaii Department of Labor & Industrial Relations	Compliant

Status Legend:

Status	Description
Exempt	The entity is exempt from this requirement
Compliant	The entity is compliant with this requirement or the entity is in agreement with agency and actively working towards compliance
Pending	A status determination has not yet been made
Submitted	The entity has applied for the certificate but it is awaiting approval
Not Compliant	The entity is not in compliance with the requirement and should contact the issuing agency for more information