



UIC Permit Application Guidance for DOH Submittals
Department of Transportation – Airports Division (DOTA)
State of Hawai'i



This standard operating procedure (SOP) outlines the steps for preparing permit renewal, general application, and abandonment of injection well compliance submittals required under the State of Hawaii, Department of Health (DOH) Underground Injection Control (UIC) program regulated by the DOH, Safe Drinking Water Branch (SDWB). Permit renewal applications should be submitted six (6) months before the expiration of the UIC permit. General permit and abandonment of injection well applications should be submitted six (6) months before construction begins.

The following sections will be covered:

[Selecting a UIC Permit Application \[Visual Guide\]](#)

[Completing your Form \[Visual Guide\]](#)

- **UIC Permit Renewal Application** to renew existing UIC Permits *[Visual Guide]*
- **General Application for a UIC Permit to Operate** to apply for a new UIC Permit or to add a new well or modify an existing well for an existing UIC Permit *[Visual Guide]*
- **Abandonment of Injection Well, whether Registered or Unregistered** to apply for the removal of permit registered or unregistered UIC wells *[Visual Guide]*

Selecting a UIC Permit Application

1. Create a personal account or log in to the e-Permitting Portal
<https://eha-cloud.doh.hawaii.gov/epermit/>
2. To locate the **UIC Permit Renewal Form**
 - 1) Use the Select Organization option > Environmental Management Division > Safe Drinking Water Branch > Underground Injection Control > Drainage Injection Well Permit Renewal Application or Injection Well Permit Renewal Application; **OR**
 - 2) Use the Form Finder tool and search “Injection Well Permit Renewal Application”
 - i. The Drainage Injection Well Permit Renewal Application should only be used for drainage injection well permits.
 - ii. The Injection Well Permit Renewal Application should be used for sewage, industrial/commercial, or aquaculture-related wastewaters permit renewals.
3. To locate the **General Application Form**
 - 1) Use the Select Organization option > Environmental Management Division > Safe Drinking Water Branch > Underground Injection Control > Drainage Injection Well General Application for a UIC Permit To Operate or General Application for a UIC Permit to Operate; **OR**
 - 2) Use the Form Finder tool and search “General Application for a UIC Permit”
 - i. The Drainage Injection Well General Application for a UIC Permit To Operate should only be used for drainage injection well permits.



UIC Permit Application Guidance for DOH Submittals
Department of Transportation – Airports Division (DOTA)
State of Hawai'i



- ii. The General Application for a UIC Permit to Operate should be used for sewage, industrial/commercial, or aquaculture-related wastewaters permits.
4. To locate the ***Abandonment of Injection Well Form***
 - 1) Use the Select Organization option > Environmental Management Division > Safe Drinking Water Branch > Underground Injection Control > Abandonment of Injection Well, whether Registered or Unregistered; **OR**
 - 2) Use the Form Finder tool and search "Abandonment of Injection Well"
 5. Read the instructions and click Begin Form Entry



UIC Permit Application Guidance for DOH Submittals
Department of Transportation – Airports Division (DOTA)
State of Hawai'i



Completing your Form

UIC Permit Renewal Application

1. Processing Info
 - 1) Submission Reason. Select 'Renewal'.
 - 2) Project Name. Enter the UIC Permit number of the permit that will be renewed.
2. Facility. For DOTA UIC permits, use the following information. For tenant UIC permits, fill out as appropriate with Tenant/Owner's information.
 - 1) Facility Name. Provide the airport name including "(drainage wells)" for stormwater UICs.
 - 2) Permit No. Provide the UIC permit number that will be renewed.

Airport	UIC Permit Numbers
Dillingham Airfield (drainage wells) (HDH)	UO-1448
Kalaeloa Airport (drainage wells) (JRF)	UO-2072
Hilo International Airport (drainage wells) (ITO)	UH-2094(A/B/C) UH-2110 UH-2725 UH-1356
Ellison Onizuka Kona International Airport at Keahole (drainage wells) (KOA)	UH-1673
Molokai Airport (drainage wells) (MKK)	UM-1375

- 3) Permit Expiration Date. Provide the permit expiration date. For DOTA UIC permits, request permit information from AIR-EE.
- 4) UIC Permit applicability to current status (the active, inactive, or retired state of the injection well system covered by the existing permit) of the facility and its injection well system. Select Yes or No if the existing UIC Permit accurately describes the current status of the injection well system.
- 5) If No is selected, describe current status of the facility and its injection well system. See Section 2.2) for airport facility information (provided links) and update/describe injection well system information.

For Injection Well Permit Renewals (for sewage, industrial/commercial, or aquaculture-related wastewaters) only.

- 6) Do you intend to change any injection discharge characteristic? Select Yes or No.
- 7) If YES, when and why? Provide explanation of injection discharge characteristics. If not applicable, leave blank.

3. Location. For DOTA UIC permits, use the following information. For tenant UIC permits, fill out as appropriate with Tenant/Owner's information.

- 1) Under Location Coordinates (below map), enter the coordinates for the applicable airport;

Airport	Latitude	Longitude
Dillingham Airfield (HDH)	21.579126264294714	-158.2104025769513



UIC Permit Application Guidance for DOH Submittals
Department of Transportation – Airports Division (DOTA)
State of Hawai‘i



Kalaeloa Airport (JRF)	21.31054273232965	-158.070850084668
Hilo International Airport (ITO)	19.71227477825769	-155.03826380616
Ellison Onizuka Kona International Airport at Keahole (KOA)	19.7333	-156.0417
Molokai Airport (MKK)	21.1556667	-157.093055555

- 2) USGS Topographic Map. Upload a topographic map of the airport (in PDF format). The scale of the map must be 1:24,000 with extent encompassing the airport property boundary or tenant leased property boundary.
- 3) Site Plan. Upload a site plan map of the airport or tenant leased property (in PDF format). The site plan map must include the location of the UIC drainage injection wells with any pertinent site details.
- 4) Site Location Details. Provide street address, town, district, island and zip code. If street address is not available, provide a short location description.
- 5) TMK Map. Upload a TMK map of the airport or facility (in PDF format). The TMK map must highlight the TMK/parcels and include the location of the UIC drainage injection wells.
4. Owner Information. For DOTA UIC permits, use the following information. For tenant UIC permits, fill out as appropriate with Tenant/Owner’s information.
 - 1) For all airports use the following information:
 - i. Owner Name: Edwin H. Sniffen
 - ii. Owner Position Title: Director of Transportation
 - iii. Company Name: State of Hawaii, Department of Transportation
 - iv. Person filling the application – Click on the appropriate selection in the drop-down menu
 - v. Primary Address of the owner: 869 Punchbowl St, Honolulu HI 96813
 - vi. Phone number: 808-587-2150
 - vii. Fax Number: 808-587-2167
 - viii. Email: edwin.h.sniffen@hawaii.gov
 - ix. Property Type: Fee Simple Property
 - x. Owner (Lessor): [Leave this space blank]
 - 2) For HDH only. Fill out as above, expect for ix. and x. (Property Type and Owner (Lessor)) use the following:
 - ix. Property Type: Leasehold Property
 - x. Owner (Lessor):
 - Department of the Army, U.S. Army Garrison, Hawaii
 - Wheeler Army Airfield, 745 Wright Ave, Schofield Barracks, Hawaii 96857-5000
5. Operator. For DOTA UIC permits, use the following information. For tenant operated permits, fill out as appropriate with Tenant/Owner’s information.
 - 1) Name of Business Operator: State of Hawaii, Department of Transportation, Airports Division
 - 2) Permanent Address: 400 Rodgers Boulevard, Suite 700, c/o Environmental Section, Honolulu HI 96819-1880
 - 3) Phone number: 808-838-8607
 - 4) Fax Number: N/A
 - 5) Email: dot.air.environmental@hawaii.gov
6. Legal Contact. For DOTA UIC permits, use the following information. For tenant operated permits, fill out as appropriate with Tenant/Owner’s information.
 - 1) HDH and JRF:
 - i. Full Name: Andrew Watson
 - ii. Title: Airport Construction and Maintenance Superintendent



UIC Permit Application Guidance for DOH Submittals
Department of Transportation – Airports Division (DOTA)
State of Hawai'i



- iii. Company: Department of Transportation, Airports Division
 - iv. Permanent Address: 300 Rodgers Blvd, #12, Honolulu HI 96819-1880
 - v. Phone number: 808-836-6481
 - vi. Fax Number: N/A
 - vii. Email: andrew.watson@hawaii.gov
- 2) ITO:
- i. Full Name: Chauncey Wong Yuen
 - ii. Title: Airport District Manager
 - iii. Company: Department of Transportation, Airports Division
 - iv. Permanent Address: 2450 Kekuanaoa St, Room 215, Hilo, HI 96720
 - v. Phone number: 808-327-9522
 - vi. Fax Number: N/A
 - vii. Email: chauncey.wongyuen@hawaii.gov
- 3) KOA:
- i. Full Name: Chauncey Wong Yuen
 - ii. Title: Airport District Manager
 - iii. Company: Department of Transportation, Airports Division
 - iv. Permanent Address: 73-200 Kupipi St, Kailua-Kona, HI 96740-2645
 - v. Phone number: 808-327-9522
 - vi. Fax Number: N/A
 - vii. Email: chauncey.wongyuen@hawaii.gov
- 4) MKK:
- i. Full Name: Marvin Moniz
 - ii. Title: Maui District Airport Manager
 - iii. Company: Department of Transportation, Airports Division
 - iv. Permanent Address: 1 Kahului Airport Road, Unit 5, Kahului, Hawaii 96732-2327
 - v. Phone number: 808-872-3808
 - vi. Fax Number: N/A
 - vii. Email: marvin.a.moniz@hawaii.gov
7. Fee Simple Land Owner.
- 1) For DOTA UIC permits except HDH airport, leave the fields empty. For HDH airport, use the following information:
- i. Fee Simple Land Owner Name: Department of the Army
 - ii. Primary Street or Mailing address of the Fee Simple Land Owner:
745 Wright Avenue, Wheeler Army Airfield Facility, Schofield Barracks, HI 96857-5000
 - iii. Phone number: 808-656-2878
 - iv. Fax Number: N/A
 - v. Email: *Contact Directorate of Public Works Environmental Division (808-656-2878) to identify Director of Public Works who can provide signature for the Fee Simple Land Owner Written Acknowledgement and Consent form.*
 - vi. Fee Simple Land Owner Written Acknowledgement and Consent:
Upload the e-signed or scanned copy of the original signed and dated written acknowledgement and consent from Department of the Army.



UIC Permit Application Guidance for DOH Submittals
Department of Transportation – Airports Division (DOTA)
State of Hawai'i



- a. The written acknowledgement can be found in the mail-in form for the General Application for a UIC Permit to Operate located in the DOH e-Permitting Portal. Use the Form Finder tool and search “General Application for a UIC Permit” and select this form. Click on ‘Download Mail-in Form’. Navigate and extract Page 13 of the Mail-in form for the Fee Simple Land Owner Written Acknowledgement and Consent Form.
 - b. Confidential: No
 - c. A memo describing the intention of this e-Permitting form must be drafted from the DOT Director to the Department of the Army. Permission from the Army is required for any modifications to the injection wells.
 - d. Mail the original document to the SDWB-UIC Program.
- 2) For tenant operated permits, fill out with the following information:
- i. Fee Simple Land Owner Name: Edwin H. Sniffen, State of Hawaii, Department of Transportation
 - ii. Primary Street or Mailing address of the Fee Simple Land Owner: 869 Punchbowl St, Honolulu HI 96813
 - iii. Phone number: 808-587-2150
 - iv. Fax Number: N/A
 - v. Email: edwin.h.sniffen@hawaii.gov
 - vi. Fee Simple Land Owner Written Acknowledgement and Consent:
Upload the e-signed or scanned copy of the original signed and dated written acknowledgement and consent from the DOT Director.
 - a. The written acknowledgement can be found in the mail-in form for the General Application for a UIC Permit to Operate located in the DOH e-Permitting Portal. Use the Form Finder tool and search “General Application for a UIC Permit” and select this form. Click on ‘Download Mail-in Form’. Navigate and extract Page 13 of the Mail-in form for the Fee Simple Land Owner Written Acknowledgement and Consent Form.
 - b. Provide the filled written acknowledgement form during the AIR-EE Review step.
 - c. Mail the original document to the SDWB-UIC Program.
8. Consultant. If a consultant is filling this form, fill the fields with the appropriate contact information. Otherwise, leave this section blank.
9. Injection System. Describe the existing injection well system covered by the UIC Permit.
- For Drainage Injection Well Permit Renewals
- 1) Number of Injection Wells: Provide the total number of injection wells covered by the UIC Permit. The total number of injection wells is listed on the UIC Permit.
 - 2) Source of injected fluid: Click on the drop-down menu and select rainfall runoff water.
 - 3) Identify the surface areas from which the runoff is generated: Identify the surface areas where runoff is generated and collected by the drainage well. Select all applicable sources.
 - 4) Percent Contribution: In the text field, list the surface area(s) selected above and calculate an estimate of the percent contribution (totaling 100%). For example: Parking lot 10%, Pavement 20%, Roadway 20%, Field 50%
- For Injection Well Permit Renewals (for sewage, industrial/commercial, or aquaculture-related wastewaters). If submitting via PDF attachment, type “See attached” in the text box.
- 1) Number of Injection Wells: Provide the total number of injection wells covered by the UIC Permit. The total number of injection wells is listed on the UIC Permit.



UIC Permit Application Guidance for DOH Submittals
Department of Transportation – Airports Division (DOTA)
State of Hawai'i



- 2) Source of injected fluid: Click on the drop-down menu and select the injected fluid type.
 - 3) Describe in detail the wastestream process and chemical compositions of the injectant.
 - 4) Describe the connection of the wastewater source(s) to the injection well system and the connection between each injection well within the system.
 - 5) If applicable, provide drainage calculations as an attachment to this application.
 - 6) Upload schematic flow diagrams showing how wastestream is generated. If the wastestream is generated from various sources, list the percent contribution from each source.
10. Injection for the Entire Drainage system.
- For Drainage Injection Well Permit Renewals
- 1) Injection Well Number: Numerically identify the injection well. For existing injection well(s), use the assigned injection well number. For DOTA UIC permits, request permit information from AIR-EE.
 - 2) Injection Manner: Click on the drop-menu and select the injection manner.
 - 3) Injection Rate: Click on the drop-menu and select the injection rate.
 - 4) Injection Pressure: Click on the drop-menu and select gravity fed or pump fed.
 - 5) Wellhead: Click on the drop-menu and select open or closed to atmosphere.
 - 6) If injection is via pump fed pressure, maximum injection pressure in pounds per square inch (psig) at the wellhead. If not applicable, leave blank.
 - 7) Maximum Injection Rate in gallons per minute (gpm): Calculate maximum injection rate in gpm.
 - 8) Maximum Injection Duration in hours per day: Provide the maximum injection duration in hours per day.
 - 9) Maximum Injection Quantity in gallons per day (gpd): Provide the maximum Injection Quantity in gallons per day (gpd): representative maximum for one day.
 - 10) When Estimating Runoff Using the "Rational Formula" ($Q=CIA$): Upload a PDF with the estimated runoff calculation. If multiple wells, provide calculation spreadsheet for all wells.
 - 11) If multiple wells, click on Add New Injection for the Entire Drainage System and repeat steps 1) through 10).
- For Injection Well Permit Renewals (for sewage, industrial/commercial, or aquaculture-related wastewaters).
- 1) Injection Well Number: Numerically identify the injection well. For existing injection well(s), use the assigned injection well number. For DOTA UIC permits, request permit information from AIR-EE.
 - 2) Injection Manner: Select the injection manner.
 - 3) Average Injection Quantity in gallons per day (gpd): representative average over a calendar week. Provide the average injection quantity in gallons per day (gpd).
 - 4) Maximum Injection Quantity in gallons per day (gpd): representative maximum for one day.
 - 5) Injection Rate: Select the inject rate for the system.
 - 6) Average Injection Rate in gallons per minute (gpm): representative average over 24 hours. Provide the average injection rate in gallons per minute (gpm).
 - 7) Maximum Injection Rate in gallons per minute (gpm): representative maximum for one day. Provide the maximum injection rate in gallons per minute (gpm).
 - 8) Average Injection Duration in hours per day: representative average over a calendar week. Provide the average injection duration in hours per day.
 - 9) Maximum Injection Duration in hours per day: representative maximum for one day. Provide the maximum injection duration in hours per day.
 - 10) Injection Pressure: Click on the down-menu and select gravity fed or pump fed.
 - 11) Wellhead: Select the wellhead.



UIC Permit Application Guidance for DOH Submittals
Department of Transportation – Airports Division (DOTA)
State of Hawai'i



- 12) Wellhead terminus elevation in feet above (+) or below (-) ground surface. Provide the wellhead terminus elevation in feet above (+) or below (-) ground surface. Click on the down-menu and select open or closed to atmosphere.
 - 13) If pump fed and unvented, average injection pressure in pounds per square inch (psig) at the wellhead: representative average over time of use. If not applicable, leave blank.
 - 14) If pump fed and unvented, maximum injection pressure in pounds per square inch (psig) at the wellhead: representative maximum for one day. If not applicable, leave blank.
 - 15) If multiple wells, click on Add New Injection Quantity and repeat steps 1) through 14).
11. Well Dimensions. Provide the following dimension information for each drainage injection well that will be covered by the renewed UIC permit; **OR**
Add "0" in all the required fields on the tab form when you chose to use the optional table or spreadsheet with information from Section 1), 2), 3) A-I, below for Multiple Injection Wells instead of single entries for each injection well.
- 1) Injection Well No.: Indicate the well number (*numbers as indicated on the permit*).
 - 2) Injection Well Location: Provide the latitude and longitude for the drainage well in decimal degrees.
 - 3) Elevations:
 - A. Ground Surface (ft., msl): Provide the ground surface elevation, in feet.
 - A. Bottom of Well (ft, msl): Provide the bottom of well elevation, in feet.
 - B. Total Depth of Well Below Ground Surface (ft.): Provide the total well depth below ground surface, in feet.
 - C. Diameter of Boring (in.): Provide the diameter of boring, in inches.
 - D. Lateral Dimensions: Provide the lateral dimensions of the well cellar.
 - D. Well Cellar Depth (ft.): Provide the depth of the well cellar, in feet.
 - D. Material: Describe the well cellar material.
 - E. Diameter (in.): Provide the solid casing's diameter, in inches.
 - E. Stick Up (ft.): Provide the casing stick up's length, in feet.
 - E. Total Length (ft.): Provide the solid casing total length, in feet.
 - E. Material: Describe the solid casing material.
 - F. Diameter (in): Provide the perforated casing diameter, in inches.
 - F. Perforation (sq. in./ L): Provide the perforated casing openings, in square inches/L.
 - F. Stick Up (ft.): Provide stick up length, in feet.
 - F. Total Length (ft.): Provide the perforated casing total length, in feet.
 - F. Material: Describe the perforated casing material.
 - G. Diameter (in.): Provide the open hole (uncased hole) diameter, in inches.
 - G. Total Length (ft.): Provide the open hole total length, in feet.
 - H. Capping: Describe the capping annular backfill.
 - H. Solid Casing: Describe the annular backfill for the solid casing.
 - H. Separation: Describe the annular backfill used in a separation between solid casing and perforated casing.
 - H. Perforated Casing: Describe the perforated casing's annular backfill.
 - H. Open Hole: Describe the open hole's annular backfill.
 - I. Approximate Depth of Groundwater from surface (in feet).
12. Construction. For UIC Permit Renewals, this section is not applicable. Enter N/A in all fields.



UIC Permit Application Guidance for DOH Submittals
Department of Transportation – Airports Division (DOTA)
State of Hawai'i



13. Injection Test. For UIC Permit Renewals, this section is not applicable. Enter N/A in all fields.
14. Submittals. Upload the last 12 months of injection-well reports. If the Permittee is different from the Land Owner, provide a fully completed signed Land Owner's Consent form.
15. Special Comments or Considerations.
 - 1) Would the injection activity pursuant to this proposed permit application affect any public trust or Native Hawaiian resources or the exercise of traditional cultural practices in the vicinity? Select 'Yes' or 'No'.
 - 2) If you selected "yes" above, indicate what feasible action can be taken to protect those resources or exercise of practices? In the text field, describe the actions that will be taken to protect Native Hawaiian resources.
 - 3) Please describe any additional information that should be taken into consideration for processing your application. In the text field, add any additional information that should be taken into consideration to process this form. This section can be used to provide additional information that DOH may be requesting and can upload memos or letters here. For additional injection wells that will be added to this DOTA UIC Permit, provide documentation and memos in this section. References to other e-Permitting application forms (i.e., [Existing Drainage Injection Well Application](#)) can be referenced here.
16. Periodic Injection Well Inspection Record. Resubmit the last 12 months of injection-well reports.

Injection Well Permit Renewals only, skip to Step 20 for Drainage Injection Well Permit Renewal Application:

17. Water Quality. Provide sources of potable and non-potable waters serving the facility.
18. Daily Flow Record. Submit daily flow record for the past 6 months.
19. Daily Injection Pressure Record (for pressurized injection, when applicable). Submit daily injection pressure record for the past 6 months.
20. Review. Download and email the submission zip file to AIR-EE at dot.air.environmental@hawaii.gov . AIR-EE must review and approve prior to submission.
21. Signing. Once approval from AIR-EE has been given, submit the application to SDWB. Click "Submit" to submit the online e-Permitting submission.
22. Access the submittal and download the submission. The Certification Statement is located in the downloaded zip file.
23. Extract and complete Certification Statement form
 - 1) e-Permitting Submission No. is the 12-digit/letter combination specific to your e-Permitting submittal, "XXX-XXXX-XXXXX."
 - 2) For DOTA projects, print the first and last name of the DOT Director and check the box for 'I certify that for a state... I am a principal executive officer or ranking official'. State Project Manager will route the Certification Statement to the DOT Director for signature.
 - 3) For tenant UIC permits, print the name of the appropriate individual, sign, and check the box as appropriate.
24. Once signed, the Certification Statement must be submitted hardcopy to SDWB at
Underground Injection Control Program
Safe Drinking Water Branch
2385 Waimano Home Road
Uluakupu Building 4
Pearl City, HI 96782-1400



UIC Permit Application Guidance for DOH Submittals
Department of Transportation – Airports Division (DOTA)
State of Hawai'i



25. Once approval for UIC Permit Renewal has been given from SDWB, send a copy of the new UIC Permit to AIR-EE.



**UIC Permit Application Guidance for DOH Submittals
Department of Transportation – Airports Division (DOTA)
State of Hawai‘i**



General Application for a UIC Permit to Operate for new and modifications of wells

1. Processing Info
 - 1) Submission Reason. Specify the reason for the general application.
 - i. For injection wells modifications or revising existing UIC Permit conditions, select ‘Modification’.
 - ii. For new injection wells, select ‘New’.
 - 2) Project Name. Enter the UIC Permit number of the permit that will be modified. If the application is filing for a new permit, enter the project name or facility name.

2. Facility. For DOTA UIC permits, use the following information. For tenant UIC permits, fill out as appropriate with Tenant/Owner’s information.

For Drainage Injection Well General Application

- 1) Facility Name. Provide the airport name including “(drainage wells)”.
- 2) Facility Description. Select ‘Airport’.
- 3) Characteristics of the facility (For public notification purposes, this information must be satisfactorily complete). Provide the characteristics of the airport facility.

For Injection Well General Application (for sewage, industrial/commercial, or aquaculture-related wastewaters)

- 1) Facility Name. Provide the airport name.
- 2) UIC Permit or File Number (if already assigned).
- 3) Facility Description. Provide a comprehensive description of the facility. The facility description should describe either products or services generated by the facility that reflect the nature or function of the facility.

3. Location. For DOTA UIC permits, use the following information. For tenant UIC permits, fill out as appropriate with Tenant/Owner’s information.

- 1) Under Location Coordinates (below map), enter the coordinates for the applicable airport;

Airport	Latitude	Longitude
Dillingham Airfield (HDH)	21.579126264294714	-158.2104025769513
Kalaeloa Airport (JRF)	21.31054273232965	-158.070850084668
Hilo International Airport (ITO)	19.71227477825769	-155.03826380616
Ellison Onizuka Kona International Airport at Keahole (KOA)	19.7333	-156.0417
Molokai Airport (MKK)	21.1556667	-157.093055555

- 2) USGS Topographic Map. Upload a topographic map of the airport (in PDF format). The scale of the map must be 1:24,000 with extent encompassing the airport property boundary or tenant leased property boundary.
 - 3) Site Plan. Upload a site plan map of the airport or tenant leased property (in PDF format). The site plan map must include the location of the UIC drainage injection wells with any pertinent site details.
 - 4) Site Location Details. Provide street address, town, district, island, and zip code. If street address is not available, provide a short location description.
 - 5) TMK Map. Upload a TMK map of the airport or facility (in PDF format). The TMK map must highlight the TMK/parcels and include the location of the UIC drainage injection wells.
4. Owner Information. For DOTA UIC permits, use the following information. For tenant UIC permits, fill out as appropriate with Tenant/Owner’s information.
 - 1) For all airports use the following information:



UIC Permit Application Guidance for DOH Submittals
Department of Transportation – Airports Division (DOTA)
State of Hawai'i



- i. Owner Name: Edwin H. Sniffen
 - ii. Owner Position Title: Director of Transportation
 - iii. Company Name: State of Hawaii, Department of Transportation
 - iv. Person filling the application – Click on the appropriate selection in the drop-down menu
 - v. Primary Address of the owner: 869 Punchbowl St, Honolulu HI 96813
 - vi. Phone number: 808-587-2150
 - vii. Fax Number: 808-587-2167
 - viii. Email: edwin.h.sniffen@hawaii.gov
 - ix. Property Type: Fee Simple Property
 - x. Owner (Lessor): [Leave this space blank]
- 2) For HDH only. Fill out as above, except for ix. and x. (Property Type and Owner (Lessor)):
- xi. Property Type: Leasehold Property
 - xii. Owner (Lessor):
Department of the Army, U.S. Army Garrison, Hawaii
Wheeler Army Airfield, 745 Wright Ave, Schofield Barracks, Hawaii 96857-5000
5. Operator. For DOTA UIC permits, use the following information. For tenant operated permits, fill out as appropriate with Tenant/Owner's information.
- 1) Name of Business Operator: State of Hawaii, Department of Transportation, Airports Division
 - 2) Permanent Address: 400 Rodgers Boulevard, Suite 700, c/o Environmental Section, Honolulu HI 96819-1880
 - 3) Phone number: 808-838-8607
 - 4) Fax Number: N/A
 - 5) Email: dot.air.environmental@hawaii.gov
6. Legal Contact. For DOTA UIC permits, use the following information. For tenant operated permits, fill out as appropriate with Tenant/Owner's information.
- 1) HDH and JRF:
 - i. Full Name: Andrew Watson
 - ii. Title: Airport Construction and Maintenance Superintendent
 - iii. Company: Department of Transportation, Airports Division
 - iv. Permanent Address: 300 Rodgers Blvd, #12, Honolulu HI 96819-1880
 - v. Phone number: 808-836-6481
 - vi. Fax Number: N/A
 - vii. Email: andrew.watson@hawaii.gov
 - 2) ITO:
 - i. Full Name: Chauncey Wong Yuen
 - ii. Title: Airport District Manager
 - iii. Company: Department of Transportation, Airports Division
 - iv. Permanent Address: 2450 Kekuanaoa St, Room 215, Hilo, HI 96720
 - v. Phone number: 808-327-9522
 - vi. Fax Number: N/A
 - vii. Email: chauncey.wongyuen @hawaii.gov
 - 3) KOA:
 - i. Full Name: Chauncey Wong Yuen
 - ii. Title: Airport District Manager



UIC Permit Application Guidance for DOH Submittals
Department of Transportation – Airports Division (DOTA)
State of Hawai'i



- iii. Company: Department of Transportation, Airports Division
 - iv. Permanent Address: 73-200 Kupipi St, Kailua-Kona, HI 96740-2645
 - v. Phone number: 808-327-9522
 - vi. Fax Number: N/A
 - vii. Email: chauncey.wongyuen@hawaii.gov
- 4) MKK:
- i. Full Name: Marvin Moniz
 - ii. Title: Maui District Airport Manager
 - iii. Company: Department of Transportation, Airports Division
 - iv. Permanent Address: 1 Kahului Airport Road, Unit 5, Kahului, Hawaii 96732-2327
 - v. Phone number: 808-872-3808
 - vi. Fax Number: N/A
 - vii. Email: marvin.a.moniz@hawaii.gov
7. Fee Simple Land Owner.
- 1) For DOTA UIC permits except HDH airport, leave the fields empty. For HDH airport, use the following information:
- i. Fee Simple Land Owner Name: Department of the Army
 - ii. Primary Street or Mailing address of the Fee Simple Land Owner:
745 Wright Avenue, Wheeler Army Airfield Facility, Schofield Barracks, HI 96857-5000
 - iii. Phone number: 808-656-2878
 - iv. Fax Number: N/A
 - v. Email: *Contact Directorate of Public Works Environmental Division (808-656-2878) to identify Director of Public Works that can provide signature for the Fee Simple Land Owner Written Acknowledgement and Consent form.*
 - vi. Fee Simple Land Owner Written Acknowledgement and Consent:
Upload the e-signed or scanned copy of the original signed and dated written acknowledgement and consent from Department of the Army.
 - a. The written acknowledgement can be found in the mail-in form for the General Application for a UIC Permit to Operate located in the DOH e-Permitting Portal. Use the Form Finder tool and search “General Application for a UIC Permit” and select this form. Click on ‘Download Mail-in Form’. Navigate and extract Page 13 of the Mail-in form for the Fee Simple Land Owner Written Acknowledgement and Consent Form.
 - b. Confidential: No
 - c. A memo describing the intention of this e-Permitting form must be drafted from the DOT Director to the Department of the Army. Permission from the Army is required for any modifications to the injection wells.
 - d. Mail the original document to the SDWB-UIC Program
- 2) For tenant operated permits, fill out with the following information:
- i. Fee Simple Land Owner Name: Edwin H. Sniffen, State of Hawaii, Department of Transportation
 - ii. Primary Street or Mailing address of the Fee Simple Land Owner: 869 Punchbowl St, Honolulu HI 96813
 - iii. Phone number: 808-587-2150
 - iv. Fax Number: N/A
 - v. Email: edwin.h.sniffen@hawaii.gov



UIC Permit Application Guidance for DOH Submittals
Department of Transportation – Airports Division (DOTA)
State of Hawai'i



- vi. Fee Simple Land Owner Written Acknowledgement and Consent:
Upload the e-signed or scanned copy of the original signed and dated written acknowledgement and consent from DOT Director.
 - a. The written acknowledgement can be found in the mail-in form for the General Application for a UIC Permit to Operate located in the DOH e-Permitting Portal. Use the Form Finder tool and search “General Application for a UIC Permit” and select this form. Click on ‘Download Mail-in Form’. Navigate and extract Page 13 of the Mail-in form for the Fee Simple Land Owner Written Acknowledgement and Consent Form.
 - b. Provide the filled written acknowledgement form during the AIR-EE Review step.
 - c. Mail the original document to the SDWB-UIC Program.
8. Consultant. If a consultant is filling this form, fill the fields with the appropriate contact information. Otherwise, leave this section blank.
9. Injection System. Describe the planned injection well system covered by the UIC Permit.
For Drainage Injection Well General Application
 - 1) Number of Injection Wells: Provide the total number of injection wells that will be covered by the UIC Permit. For DOTA UIC permits, request permit information from AIR-EE.
 - 2) Source of injected fluid: Click on the drop-down menu and select rainfall runoff water.
 - 3) Identify the surface areas from which the runoff is generated: Identify the surface areas where runoff is generated and collected by the drainage well. Select all applicable sources.
 - 4) Percent Contribution: In the text field, list the surface area(s) selected above and calculate an estimate of the percent contribution (totaling 100%). For example: Parking lot 10%, Pavement 20%, Roadway 20%, Field 50%For Injection Well General Application (for sewage, industrial/commercial, or aquaculture-related wastewaters). If submitting via PDF attachment, type “See attached” in the text box.
 - 1) Number of Injection Wells: Provide the total number of injection wells that will be covered by the UIC Permit. For DOTA UIC permits, request permit information from AIR-EE.
 - 2) Source of injected fluid: Click on the drop-down menu and select injected fluid type.
 - 3) Describe in detail the wastestream process and chemical compositions of the injectant.
 - 4) Describe the connection of the wastewater source(s) to the injection well system and the connection between each injection well within the system.
 - 5) If applicable, provide drainage calculations as an attachment to this application.
 - 6) Upload schematic flow diagrams showing how wastestream is generated. If the wastestream is generated from various sources, list the percent contribution from each source.
10. Proposed Injection for the Entire Drainage System (Drainage Injection Well General Application) or Proposed Injection Quantity (Injection Well General Application). Provide the manner, quantity, rate, duration, and pressure of each well in the injection well system. Answer all that apply. Provide more information for clarity, if needed. If individual injection wells within the injection well system differ in use, create and complete a separate tab by clicking the “Add New Proposed Injection Quantity” Button for each use.
For Drainage Injection Well General Application
 - 1) Injection Well Number: Numerically identify the injection well. For new injection well(s), numerically identify the injection well(s) for this application. For existing injection well(s), use the assigned injection well number. For DOTA UIC permits, request permit information from AIR-EE.



UIC Permit Application Guidance for DOH Submittals
Department of Transportation – Airports Division (DOTA)
State of Hawai'i



- i. The number for a new injection well will be the next number after the final number listed in the UIC permit. If applying for a new UIC Permit, start at 1.
 - ii. For modification of an injection well, identify the well number of the injection well that will be modified.
- 2) Injection Manner: Select the injection manner
 - 3) Injection Rate: Select the inject rate for the system.
 - 4) Injection Pressure: Select the injection pressure.
 - 5) Wellhead: Select the wellhead.
 - 6) If injection is via pump fed pressure, maximum injection pressure in pounds per square inch (psig) at the wellhead: If pump fed pressure, provide the maximum injection pressure in pounds per square inch (psig) at the wellhead.
 - 7) Maximum Injection Rate in gallons per minute (gpm): Provide the maximum injection rate in gallons per minute (gpm).
 - 8) Maximum Injection Duration in hours per day: Provide the maximum injection duration in hours per day.
 - 9) Maximum Injection Quantity in gallons per day (gpd): Provide the maximum Injection Quantity in gallons per day (gpd): representative maximum for one day.
 - 10) When Estimating Runoff Using the "Rational Formula" ($Q=CIA$): Attach your calculation. Provide the following: Drainage Areas in acres(A);Runoff Coefficient (c), storm recurrence interval(T_m),Intensity of 1-hr rainfall(inches), time of concentration(T_c),Adjusted rainfall Intensity (I) and Peak Discharge in cfs(Q)
 - 11) If multiple wells, click on Add New Proposed Injection for the Entire Drainage System and repeat steps 1) through 10).

For Injection Well General Application (for sewage, industrial/commercial, or aquaculture-related wastewaters).

- 1) Injection Well Number: Numerically identify the injection well. For new injection well(s), numerically identify the injection well(s) for this application. For existing injection well(s), use the assigned injection well number. For DOTA UIC permits, request permit information from AIR-EE.
 - i. The number for a new injection well will be the next number after the final number listed in the UIC permit. If applying for a new UIC Permit, start at 1.
 - ii. For modification of an injection well, identify the well number of the injection well that will be modified.
- 2) Injection Manner. Select the injection manner
- 3) Average Injection Quantity in gallons per day (gpd): representative average over a calendar week. Provide the average injection quantity in gallons per day (gpd).
- 4) Maximum Injection Quantity in gallons per day (gpd): representative maximum for one day.
- 5) Injection Rate: Select the inject rate for the system.
- 6) Average Injection Rate in gallons per minute (gpm): representative average over 24 hours. Provide the average injection rate in gallons per minute (gpm).
- 7) Maximum Injection Rate in gallons per minute (gpm): representative maximum for one day. Provide the maximum injection rate in gallons per minute (gpm).
- 8) Average Injection Duration in hours per day: representative average over a calendar week. Provide the average injection duration in hours per day.
- 9) Maximum Injection Duration in hours per day: representative maximum for one day. Provide the maximum injection duration in hours per day.



UIC Permit Application Guidance for DOH Submittals
Department of Transportation – Airports Division (DOTA)
State of Hawai'i



- 10) Injection Pressure: Click on the down-menu and select gravity fed or pump fed.
 - 11) Wellhead: Select the wellhead.
 - 12) Wellhead terminus elevation in feet above (+) or below (-) ground surface. Provide the wellhead terminus elevation in feet above (+) or below (-) ground surface. Click on the down-menu and select open or closed to atmosphere.
 - 13) If pump fed and unvented, average injection pressure in pounds per square inch (psig) at the wellhead: representative average over time of use. If not applicable, leave blank.
 - 14) If pump fed and unvented, maximum injection pressure in pounds per square inch (psig) at the wellhead: representative maximum for one day. If not applicable, leave blank.
 - 15) If multiple wells, click on Add New Proposed Injection Quantity and repeat steps 1) through 14).
11. Well Dimensions. Provide the following dimension information for each drainage injection well that will be covered by the UIC permit general application; **OR**
Add "0" in all the required fields on the tab form when you chose to use the optional table or spreadsheet with information from Section 1), 2), 3) A-I, below for Multiple Injection Wells instead of single entries for each injection well.
- 1) Injection Well No.: Indicate the well number (*numbers as indicated on the permit*).
 - 2) Injection Well Location: Provide the latitude and longitude for the drainage well in decimal degrees.
 - 3) Elevations:
 - A. Ground Surface (ft., msl): Provide the ground surface elevation, in feet.
 - A. Bottom of Well (ft, msl): Provide the bottom of well elevation, in feet.
 - B. Total Depth of Well Below Ground Surface (ft.): Provide the total well depth below ground surface, in feet.
 - C. Diameter of Boring (in.): Provide the diameter of boring, in inches.
 - D. Lateral Dimensions: Provide the lateral dimensions of the well cellar.
 - D. Well Cellar Depth (ft.): Provide the depth of the well cellar, in feet.
 - D. Material: Describe the well cellar material.
 - E. Diameter (in.): Provide the solid casing's diameter, in inches.
 - E. Stick Up (ft.): Provide the casing stick up's length, in feet.
 - E. Total Length (ft.): Provide the solid casing total length, in feet.
 - E. Material: Describe the solid casing material.
 - F. Diameter (in): Provide the perforated casing diameter, in inches.
 - F. Perforation (sq. in./ L): Provide the perforated casing openings, in square inches/L.
 - F. Stick Up (ft.): Provide stick up length, in feet.
 - F. Total Length (ft.): Provide the perforated casing total length, in feet.
 - F. Material: Describe the perforated casing material.
 - G. Diameter (in.): Provide the open hole (uncased hole) diameter, in inches.
 - G. Total Length (ft.): Provide the open hole total length, in feet.
 - H. Capping: Describe the capping annular backfill.
 - H. Solid Casing: Describe the annular backfill for the solid casing.
 - H. Separation: Describe the annular backfill used in a separation between solid casing and perforated casing.
 - H. Perforated Casing: Describe the perforated casing's annular backfill.
 - H. Open Hole: Describe the open hole's annular backfill.



UIC Permit Application Guidance for DOH Submittals
Department of Transportation – Airports Division (DOTA)
State of Hawai'i



- I. Approximate Depth of Groundwater from surface (in feet).
12. Construction. Provide the name of the drilling contractor and a description of the method and drilling equipment if applicable.
- 1) Drilling Contractor: Identify the drilling contractor. If not known, enter 'To be determined'.
 - 2) Proposed injection well construction method: Provide the proposed injection well construction method. Typical drilling methods are rotary, percussion, washing, or excavating. If construction is not anticipated, enter N/A.
13. Injection Test. Provide a description of the proposed injection test. The data obtained from this must be used by the applicant to complete the engineer/geologist report for a UIC permit. The duration of the injection test must be at least 12 hours. Shorter durations need DOH SDWB approval.
14. Special Comments or Considerations.
- 1) Would the injection activity pursuant to this proposed permit application affect any public trust or Native Hawaiian resources or the exercise of traditional cultural practices in the vicinity? Select 'Yes' or 'No'.
 - 2) If you selected "yes" above, indicate what feasible action can be taken to protect those resources or exercise of practices? In the text field, describe the actions that will be taken to protect Native Hawaiian resources.
 - 3) Please describe any additional information that should be taken into consideration for processing your application. In the text field, add any additional information that should be taken into consideration to process this form. This section can be used to provide additional information that DOH may be requesting and can upload memos or letters here. For additional injection wells that will be added to this DOTA UIC Permit, provide documentation and memos in this section. References to other e-Permitting application forms (i.e., [Existing Drainage Injection Well Application](#)) can be referenced here.

General Application for a UIC Permit to Operate only, skip to Step 16 for Drainage Injection Well General Application for a UIC Permit to Operate:

15. Water Quality. Provide sources of potable and non-potable waters serving the facility.
16. Review. Download and email the submission zip file to AIR-EE at dot.air.environmental@hawaii.gov. AIR-EE must review and approve prior to submission.
17. Signing. Once approval from AIR-EE has been given, submit the application to SDWB. Click "Submit" to submit the online e-Permitting submission.
18. Access the submittal and download the submission. The Certification Statement is located in the downloaded zip file.
19. Extract and complete Certification Statement form
- 1) e-Permitting Submission No. is the 12-digit/letter combination specific to your e-Permitting submittal, "XXX-XXXX-XXXX."
 - 2) For DOTA projects, print the first and last name of the DOT Director and check the box for 'I certify that for a state... I am a principal executive officer or ranking official'. State Project Manager will route the Certification Statement to the DOT Director for signature.
 - 3) For tenant UIC permits, print the name of the appropriate individual, sign, and check the box as appropriate.
20. Once signed, the Certification Statement must be submitted hardcopy to SDWB at
Underground Injection Control Program
Safe Drinking Water Branch



UIC Permit Application Guidance for DOH Submittals
Department of Transportation – Airports Division (DOTA)
State of Hawai'i



2385 Waimano Home Road
Uluakupu Building 4
Pearl City, HI 96782-1400

21. Once approval for General Application for UIC Permit has been given from SDWB, email a copy of the new UIC Permit to AIR-EE.



**UIC Permit Application Guidance for DOH Submittals
Department of Transportation – Airports Division (DOTA)
State of Hawai‘i**



Abandonment of Injection Well, whether Registered or Unregistered

1. Processing Info
 - 1) Submission Reason. Select ‘Survey/Other’.
 - 2) Project Name. Enter the UIC Permit number of the injection wells that will be abandoned. If no UIC Permit number is available, enter ‘Unregistered’.
2. Intention of this Application. Select one of the following reasons for the submittal of this application.
 - Abandon all injection wells, terminate UIC permit.
 - Abandon specific injection well, keep UIC permit active.
 - Abandon unregistered injection well.
 - Other. If selected, provide explanation of intention.
3. Injection Well to Abandon. Provide the Injection Well Number as assigned by the UIC Program. If the well is unregistered, indicate as such. For additional wells, complete a separate tab. For DOTA UIC permits, request permit information from AIR-EE.
 - 1) Injection Well Number.
 - 2) Reason(s) for Abandonment. Select the reason(s) for abandonment in the dropdown menu.
 - 3) Anticipated start date of backfilling. Provide the anticipated date of well clearing and abandonment.
 - 4) For multiple wells, click on ‘Add new injection well to abandon’ and repeat steps 1) – 3).
4. Facility. For DOTA UIC permits, use the following information. For tenant UIC permits, fill out as appropriate with Tenant/Owner’s information.
 - 1) Facility Name. Provide the airport name including “(drainage wells)” for stormwater UICs.
 - 2) Registered and/or Unregistered. Select one of the three options from the dropdown menu.
 - i. Registered should be selected for injection wells covered under a UIC permit.
 - ii. Unregistered should be selected for injection wells not covered under a UIC permit.
 - iii. Registered and Unregistered should be selected for wells that are both covered and uncovered by a UIC permit.
 - 3) UIC Permit or File Number (if already assigned). For Registered injection wells, provide the UIC Permit or File Number.
 - 4) Facility Description. Provide a comprehensive description of the facility. The facility description should describe either products and/or services generated by the facility that reflect the nature or function of the facility.
5. Location. For DOTA UIC permits, use the following information. For tenant UIC permits, fill out as appropriate with Tenant/Owner’s information.
 - 1) Under Location Coordinates (below map), enter the coordinates for the applicable airport;

Airport	Latitude	Longitude
Dillingham Airfield (HDH)	21.579126264294714	-158.2104025769513
Kalaeloa Airport (JRF)	21.31054273232965	-158.070850084668
Hilo International Airport (ITO)	19.71227477825769	-155.03826380616
Ellison Onizuka Kona International Airport at Keahole (KOA)	19.7333	-156.0417
Molokai Airport (MKK)	21.1556667	-157.093055555



UIC Permit Application Guidance for DOH Submittals
Department of Transportation – Airports Division (DOTA)
State of Hawai'i



- 2) USGS Topographic Map. Upload a topographic map of the airport (in PDF format). The scale of the map must be 1:24,000 with extent encompassing the airport property boundary or tenant leased property boundary.
- 3) Site Plan. Upload a site plan map of the airport or tenant leased property (in PDF format). The site plan map must include the location of the UIC drainage injection wells with any pertinent site details.
- 4) Site Location Details. Provide street address, town, district, island, and zip code. If street address is not available, provide a short location description.
- 5) TMK Map. Upload a TMK map of the airport or facility (in PDF format). The TMK map must highlight the TMK/parcels and include the location of the UIC drainage injection wells.
6. Owner Information. For DOTA UIC permits, use the following information. For tenant UIC permits, fill out as appropriate with Tenant/Owner's information.
 - 1) For all airports use the following information:
 - i. Owner Name: Edwin H. Sniffen
 - ii. Owner Position Title: Director of Transportation
 - iii. Company Name: State of Hawaii, Department of Transportation
 - iv. Person filling the application – Click on the appropriate selection in the drop-down menu
 - v. Primary Address of the owner: 869 Punchbowl St, Honolulu HI 96813
 - vi. Phone number: 808-587-2150
 - vii. Fax Number: 808-587-2167
 - viii. Email: edwin.h.sniffen@hawaii.gov
 - ix. Property Type: Fee Simple Property
 - x. Owner (Lessor): [Leave this space blank]
 - 2) For HDH only. Fill out as above, except for ix. and x. (Property Type and Owner (Lessor)) use the following:
 - ix. Property Type: Leasehold Property
 - x. Owner (Lessor):
Department of the Army, U.S. Army Garrison, Hawaii
Wheeler Army Airfield, 745 Wright Ave, Schofield Barracks, Hawaii 96857-5000
7. Operator. For DOTA UIC permits, use the following information. For tenant operated permits, fill out as appropriate with Tenant/Owner's information.
 - 1) Name of Business Operator: State of Hawaii, Department of Transportation, Airports Division
 - 2) Permanent Address: 400 Rodgers Boulevard, Suite 700, c/o Environmental Section, Honolulu, HI 96819-1880
 - 3) Phone number: 808-838-8607
 - 4) Fax Number: N/A
 - 5) Email: dot.air.environmental@hawaii.gov
8. Legal Contact. For DOTA UIC permits, use the following information. For tenant operated permits, fill out as appropriate with Tenant/Owner's information.
 - 1) HDH and JRF:
 - i. Full Name: Andrew Watson
 - ii. Title: Airport Construction and Maintenance Superintendent
 - iii. Company: Department of Transportation, Airports Division
 - iv. Permanent Address: 300 Rodgers Blvd, #12, Honolulu HI 96819-1880
 - v. Phone number: 808-836-6481
 - vi. Fax Number: N/A



UIC Permit Application Guidance for DOH Submittals
Department of Transportation – Airports Division (DOTA)
State of Hawai'i



- vii. Email: andrew.watson@hawaii.gov
- 2) ITO:
 - i. Full Name: Chauncey Wong Yuen
 - ii. Title: Airport District Manager
 - iii. Company: Department of Transportation, Airports Division
 - iv. Permanent Address: 2450 Kekuanaoa St, Room 215, Hilo, HI 96720
 - v. Phone number: 808-327-9522
 - vi. Fax Number: N/A
 - vii. Email: chauncey.wongyuen@hawaii.gov
- 3) KOA:
 - i. Full Name: Chauncey Wong Yuen
 - ii. Title: Airport District Manager
 - iii. Company: Department of Transportation, Airports Division
 - iv. Permanent Address: 73-200 Kupipi St, Kailua-Kona, HI 96740-2645
 - v. Phone number: 808-327-9522
 - vi. Fax Number: N/A
 - vii. Email: chauncey.wongyuen@hawaii.gov
- 4) MKK:
 - i. Full Name: Marvin Moniz
 - ii. Title: Maui District Airport Manager
 - iii. Company: Department of Transportation, Airports Division
 - iv. Permanent Address: 1 Kahului Airport Road, Unit 5, Kahului, Hawaii 96732-2327
 - v. Phone number: 808-872-3808
 - vi. Fax Number: N/A
 - vii. Email: marvin.a.moniz@hawaii.gov
- 9. Fee Simple Land Owner.
 - 1) For DOTA UIC permits except HDH airport, leave the fields empty. For HDH airport, use the following information:
 - i. Fee Simple Land Owner Name: Department of the Army
 - ii. Primary Street or Mailing address of the Fee Simple Land Owner:
745 Wright Avenue, Wheeler Army Airfield Facility, Schofield Barracks, HI 96857-5000
 - iii. Phone number: 808-656-2878
 - iv. Fax Number: N/A
 - v. Email: *Contact Directorate of Public Works Environmental Division (808-656-2878) to identify Director of Public Works that can provide signature for the Fee Simple Land Owner Written Acknowledgement and Consent form.*
 - vi. Fee Simple Land Owner Written Acknowledgement and Consent:
Upload the e-signed or scanned copy of the original signed and dated written acknowledgement and consent from Department of the Army.
 - a. The written acknowledgement can be found in the mail-in form for the General Application for a UIC Permit to Operate located in the DOH e-Permitting Portal. Use the Form Finder tool and search “General Application for a UIC Permit” and select this form. Click on ‘Download Mail-in



UIC Permit Application Guidance for DOH Submittals
Department of Transportation – Airports Division (DOTA)
State of Hawai'i



- Form'. Navigate and extract Page 13 of the Mail-in form for the Fee Simple Land Owner Written Acknowledgement and Consent Form.
- b. Confidential: No
 - c. A memo describing the intention of this e-Permitting form must be drafted from the DOT Director to the Department of the Army. Permission from the Army is required for any modifications to the injection wells.
 - d. Mail the original document to the SDWB-UIC Program.
- 2) For tenant operated permits, fill out with the following information:
- i. Fee Simple Land Owner Name: Edwin H. Sniffen, State of Hawaii, Department of Transportation
 - ii. Primary Street or Mailing address of the Fee Simple Land Owner: 869 Punchbowl St, Honolulu HI 96813
 - iii. Phone number: 808-587-2150
 - iv. Fax Number: N/A
 - v. Email: edwin.h.sniffen@hawaii.gov
 - vi. Fee Simple Land Owner Written Acknowledgement and Consent:
Upload the e-signed or scanned copy of the original signed and dated written acknowledgement and consent from the DOT Director.
 - a. The written acknowledgement can be found in the mail-in form for the General Application for a UIC Permit to Operate located in the DOH e-Permitting Portal. Use the Form Finder tool and search "General Application for a UIC Permit" and select this form. Click on 'Download Mail-in Form'. Navigate and extract Page 13 of the Mail-in form for the Fee Simple Land Owner Written Acknowledgement and Consent Form.
 - b. Provide the filled written acknowledgement form during the AIR-EE Review step.
 - c. Mail the original document to the SDWB-UIC Program.
10. Consultant. If a consultant is filling this form, fill the fields with the appropriate contact information. Otherwise, leave this section blank.
11. Injection System. Describe the existing injection well system covered by the UIC Permit.
- 1) Number of Injection Wells: Provide the total number of injection wells that is currently covered by the UIC Permit. For DOTA UIC permits, request permit information from AIR-EE.
 - 2) Source of injected fluid: Click on the drop-down menu and select injected fluid type.
 - 3) Describe in detail the wastestream process and chemical compositions of the injectant. Insert "N/A" only if the well to be abandoned is registered.
 - i. If submitting via attachment, please type "See attached" in the text box and insert attachment.
 - 4) Describe the connection of the wastewater source(s) to the injection well system and the connection between each injection well within the system. Insert "N/A" only if the well to be abandoned is registered.
 - i. If submitting via attachment, please type "See attached" in the text box and insert attachment.
 - 5) Rainfall runoff drainage injection wells: Provide drainage calculations as an attachment to this application, if applicable.
 - 6) Schematic flow diagrams: Upload schematic flow diagrams showing how wastestream is generated. If the wastestream is generated from various sources, list the percent contribution from each source.
12. Well Dimensions. Provide the following dimension information for each drainage injection well that will be abandoned; **OR**



UIC Permit Application Guidance for DOH Submittals
Department of Transportation – Airports Division (DOTA)
State of Hawai'i



Add "0" in all the required fields on the tab form when you chose to use the optional table or spreadsheet with information from Section 1), 2), 3) A-I, below for Multiple Injection Wells instead of single entries for each injection well.

- 1) Injection Well No.: Indicate the well number (*numbers as indicated on the permit*).
- 2) Injection Well Location: Provide the latitude and longitude for the drainage well in decimal degrees.
- 3) Elevations:
 - A. Ground Surface (ft., msl): Provide the ground surface elevation, in feet.
 - A. Bottom of Well (ft, msl): Provide the bottom of well elevation, in feet.
 - B. Total Depth of Well Below Ground Surface (ft.): Provide the total well depth below ground surface, in feet.
 - C. Diameter of Boring (in.): Provide the diameter of boring, in inches.
 - D. Lateral Dimensions: Provide the lateral dimensions of the well cellar.
 - D. Well Cellar Depth (ft.): Provide the depth of the well cellar, in feet.
 - D. Material: Describe the well cellar material.
 - E. Diameter (in.): Provide the solid casing's diameter, in inches.
 - E. Stick Up (ft.): Provide the casing stick up's length, in feet.
 - E. Total Length (ft.): Provide the solid casing total length, in feet.
 - E. Material: Describe the solid casing material.
 - F. Diameter (in): Provide the perforated casing diameter, in inches.
 - F. Perforation (sq. in./ L): Provide the perforated casing openings, in square inches/L.
 - F. Stick Up (ft.): Provide stick up length, in feet.
 - F. Total Length (ft.): Provide the perforated casing total length, in feet.
 - F. Material: Describe the perforated casing material.
 - G. Diameter (in.): Provide the open hole (uncased hole) diameter, in inches.
 - G. Total Length (ft.): Provide the open hole total length, in feet.
 - H. Capping: Describe the capping annular backfill.
 - H. Solid Casing: Describe the annular backfill for the solid casing.
 - H. Separation: Describe the annular backfill used in a separation between solid casing and perforated casing.
 - H. Perforated Casing: Describe the perforated casing's annular backfill.
 - H. Open Hole: Describe the open hole's annular backfill.
 - I. Approximate Depth of Groundwater from surface (in feet).
13. Injection Quantity. Provide the manner, quantity, rate, duration, and pressure of each well in the existing injection well system (including wells to be abandoned). If individual injection wells within the injection well system differ in use, create and complete a separate tab.
 - 1) Injection Well Number: Numerically identify the injection well. For DOTA UIC permits, request permit information from AIR-EE.
 - 2) Injection Manner: Select the Injection Manner.
 - 3) Average Injection Quantity in gallons per day (gpd): representative average over a calendar week. Provide the average injection quantity in gallons per day (gpd). If the well to be abandoned is registered, insert "N/A."
 - 4) Maximum Injection Quantity in gallons per day (gpd): representative maximum for one day. Provide the maximum Injection Quantity in gallons per day (gpd).



UIC Permit Application Guidance for DOH Submittals
Department of Transportation – Airports Division (DOTA)
State of Hawai'i



- 5) Injection Rate: Select the injection rate.
- 6) Average Injection Rate in gallons per minute (gpm): representative average over 24 hours. Provide the average injection rate in gallons per minute (gpm). If the well to be abandoned is registered, insert "N/A."
- 7) Maximum Injection Rate in gallons per minute (gpm): representative maximum for one day. Provide the maximum injection rate in gallons per minute (gpm). If the well to be abandoned is registered, insert "N/A."
- 8) Average Injection Duration in hours per day: representative average over a calendar week. Provide the average injection duration in hours per day. If the well to be abandoned is registered, insert "N/A."
- 9) Maximum Injection Duration in hours per day: representative maximum for one day. Provide the maximum injection duration in hours per day. If the well to be abandoned is registered, insert "N/A."
- 10) Injection Pressure: Click on the down-menu and select gravity fed or pump fed.
- 11) Wellhead: Click on the down-menu and select open or closed to atmosphere.
- 12) Wellhead terminus elevation in feet above (+) or below (-) ground surface. Provide the wellhead terminus elevation in feet above (+) or below (-) ground surface. If the well to be abandoned is registered, insert "N/A."
- 13) If pump fed and unvented, average injection pressure in pounds per square inch (psig) at the wellhead: representative average over time of use. If not applicable, leave blank.
- 14) If pump fed and unvented, maximum injection pressure in pounds per square inch (psig) at the wellhead: representative maximum for one day.
14. Special Comments or Considerations.
 - 1) Would the injection activity pursuant to this proposed permit application affect any public trust or Native Hawaiian resources or the exercise of traditional cultural practices in the vicinity? Select 'Yes' or 'No'.
 - 2) If you selected "yes" above, indicate what feasible action can be taken to protect those resources or exercise of practices? In the text field, describe the actions that will be taken to protect Native Hawaiian resources.
 - 3) Please describe any additional information that should be taken into consideration for processing your application. In the text field, add any additional information that should be taken into consideration to process this form. This section can be used to provide additional information that DOH may be requesting and can upload memos or letters here. For additional injection wells that will be added to this DOTA UIC Permit, provide documentation and memos in this section. References to other e-Permitting application forms (i.e., [Existing Drainage Injection Well Application](#)) can be referenced here.
15. Review. Download and email the submission zip file to AIR-EE at dot.air.environmental@hawaii.gov. AIR-EE must review and approve prior to submission .
16. Signing. Once approval from AIR-EE has been given, submit the application to SDWB. Click "Submit" to submit the online e-Permitting submission.
17. Access the submittal and download the submission. The Certification Statement is located in the downloaded zip file.
18. Extract and complete Certification Statement form.
 - 1) e-Permitting Submission No. is the 12-digit/letter combination specific to your e-Permitting submittal, "XXX-XXXX-XXXXX."
 - 2) For DOTA projects, print the first and last name of the DOT Director and check the box for 'I certify that for a state... I am a principal executive officer or ranking official'. State Project Manager will route the Certification Statement to the DOT Director for signature.



UIC Permit Application Guidance for DOH Submittals
Department of Transportation – Airports Division (DOTA)
State of Hawai'i



- 3) For tenant UIC permits, print the name of the appropriate individual, sign, and check the box as appropriate.
19. Once signed, the Certification Statement must be submitted hardcopy to SDWB at
Underground Injection Control Program
Safe Drinking Water Branch
2385 Waimano Home Road
Uluakupu Building 4
Pearl City, HI 96782-1400
20. Once approval for Abandonment of Injection Wells for UIC Permit has been given from SDWB, email a copy of the confirmation to AIR-EE.



UIC Permit Application Guidance for DOH Submittals

Department of Transportation – Airports Division (DOTA)

State of Hawai'i



Visual Guide

Selecting a UIC Permit

1. Login to e-Permitting Portal and locate the SDWB Compliance Submittal Form

Locate using the Select Organization option

The screenshot shows the Department of Health website. The main heading is 'Underground Injection Control'. On the left, there is a 'Select Organization' dropdown menu. The menu is open, showing a list of organizations. 'Safe Drinking Water Branch' is selected. Below the menu, there is a list of links, including 'Underground Injection Control', which is circled in red. The page also contains contact information for the Safe Drinking Water Branch in Hilo.

Form Finder tool

The screenshot shows the e-Permitting Portal. The main heading is 'Welcome to the e-Permitting Portal'. On the left, there is a 'Form Finder' link, which is circled in red. The page contains information about the e-Permitting Portal, including a list of resources and contact information.



UIC Permit Application Guidance for DOH Submittals Department of Transportation – Airports Division (DOTA) State of Hawai'i



2. For Permit Renewals, type in “injection well permit renewal application”

Form Search

To search, type in what you are looking for and results will appear automatically.

You can search for:

- Form names
- Keywords
- Description of the activity you need to perform

Matching forms will appear in a list below.

Recommended Forms

Based on your description, the following 50 forms may match your needs.

Injection Well Permit Renewal Application
An application to renew an existing injection well. This application should be submitted six months before the expiration of the UIC permit.

Drainage Injection Well Permit Renewal Application
An application to renew a UIC permit for drainage injection well.

Select the [Drainage Injection Well Renewal Application](#) or [Injection Well Renewal Application](#)

- The [Drainage Injection Well Permit Renewal Application](#) should only be used for drainage injection well permits.
- The [Injection Well Permit Renewal Application](#) should be used for sewage, industrial/commercial, or aquaculture-related wastewaters permit renewals.

3. For General Permit, type in “General Application for a UIC Permit To Operate”

Form Search

To search, type in what you are looking for and results will appear automatically.

You can search for:

- Form names
- Keywords
- Description of the activity you need to perform

Matching forms will appear in a list below.

Recommended Forms

Based on your description, the following 49 forms may match your needs.

General Application for a UIC Permit to Operate
A general application to construct a new well or to modify an existing injection well. This application should be submitted six months prior to the anticipated date of injection well construction.

Drainage Injection Well General Application For a UIC Permit To Operate
A drainage injection well application for new drainage injection well construction, or to modify a drainage injection well, or to revise certain UIC permit conditions



UIC Permit Application Guidance for DOH Submittals
Department of Transportation – Airports Division (DOTA)
State of Hawai'i



Select the General Application for a UIC Permit To Operate or Drainage Injection Well General Application for a UIC Permit To Operate

- The Drainage Injection Well General Application for a UIC Permit To Operate should only be used for drainage injection well permits.
 - The General Application for a UIC Permit To Operate should be used for sewage, industrial/commercial, or aquaculture-related wastewaters permit renewals.
4. For Abandonment of Injection Well, whether Registered or Unregistered, type in “Abandonment of Injection Well”

Form Search

To search, type in what you are looking for and results will appear automatically.

You can search for:

- Form names
- Keywords
- Description of the activity you need to perform

Matching forms will appear in a list below.

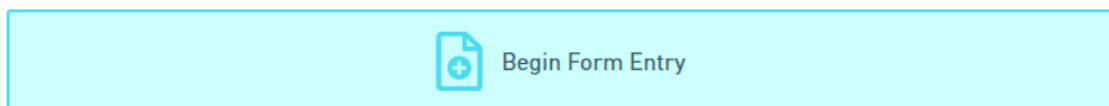
Recommended Forms

Based on your description, the following 15 forms may match your needs.

Abandonment of Injection Well, whether Registered or Unregistered
An application to properly backfill and abandon a registered (having a UIC permit) or unregistered injection well. Written ins the applicant by the UIC Program.

Select the Abandonment of Injection Well, whether Registered or Unregistered

5. Read instructions and click Begin Form Entry (blue button as shown below) at bottom of the instructions page





**UIC Permit Application Guidance for DOH Submittals
Department of Transportation – Airports Division (DOTA)
State of Hawai'i**



Completing your Form Visual Guide

Injection Well Permit Renewal Application

1. Processing Info Page: complete applicable fields seen in image below

Processing Info

Please specify the following information for your online application:

- The reason for the online application, e.g., new permit, permit renewal, pern your online application, the value shown is the default and cannot be change
-
- The standard processing fee for your online application will be shown below finalize once the online application is ready for submittal. More than one pro mouse selector. To deselect, also use the CTRL key and mouse. Please note designated.

Submission Reason

Project Name



UIC Permit Application Guidance for DOH Submittals
Department of Transportation – Airports Division (DOTA)
State of Hawai'i



2. Complete Facility information

Facility

Provide the name of the facility, UIC Permit No., UIC permit expiration date

Facility Name:

*

Permit No.

*

Permit Expiration Date

*

UIC Permit applicability to current status of the facility and its injection well system

*

If NO is selected, describe the current status of the facility and its injection well system

For Injection Well Permit Renewals (for sewage, industrial/commercial, or aquaculture-related wastewaters) only.

Do you intend to change any injection discharge characteristic?

*

If YES, when and why?



**UIC Permit Application Guidance for DOH Submittals
Department of Transportation – Airports Division (DOTA)
State of Hawai'i**



3. Complete Location information

LOCATION COORDINATES

<i>Latitude</i>	<i>Longitude</i>
-----------------	------------------

*** USGS Topographic Map**

Provide USGS topographic map (scale 1:24,000) showing the location of the property.

Please be aware that files exceeding 200 MB in size are not allowed

Drop files here to upload

OR

CHOOSE FILE

Comment

*** Site Plan**

Provide a site plan of the facility showing the drainage injection well(s) with pertinent details.

Please be aware that files exceeding 200 MB in size are not allowed

Drop files here to upload

OR

CHOOSE FILE

Comment

Site Location Details

*** TMK Map**

Provide a TMK map highlighting the property and showing the location of injection well(s)

Please be aware that files exceeding 200 MB in size are not allowed

Drop files here to upload



UIC Permit Application Guidance for DOH Submittals
Department of Transportation – Airports Division (DOTA)
State of Hawai'i



4. Complete Owner information

Owner Name:
*

Owner Position Title

Company Name

Person filing the application

Primary address of the owner

* Address Line 1

Address Line 2

* City State/Area HI * Postal Code

VALIDATE ADDRESS

Phone number (e.g., 555-555-5555):
*

Fax number (e.g., 555-555-5555):

Email:

Land Interest

Describe the facility's interest in the land on which the facility is built. If the fee simple land owner are NOT the same entity, complete the Fee Simple Land Section.

Property Type
*

Owner(Lessor)



UIC Permit Application Guidance for DOH Submittals
Department of Transportation – Airports Division (DOTA)
State of Hawai'i



5. Complete Operator information

Operator

Provide the contact information for the person responsible for running the facility. If the operator is not a service-provider contractor.

Name of Business Operator:

*

Permanent Address:

* Address Line 1

Address Line 2

* City * State/Area * Postal Code

VALIDATE ADDRESS

Phone number (e.g., 555-555-5555):

*

Fax number (e.g., 555-555-5555):

Email:



UIC Permit Application Guidance for DOH Submittals
Department of Transportation – Airports Division (DOTA)
State of Hawai'i



6. Complete Legal Contact information

Legal Contact

Provide name, position, company, address and telephone number for the person legal contact. All correspondence will be sent to this person. Courtesy copies of the correspondence will be provided to the contractor. Note: Contractors and managing agents are not applicable as the legal contact.

Full Name:

* Full Name

* Title

Company:

Permanent Address:

* Address Line 1

Address Line 2

* City * State/Area * Postal Code

Phone Number (e.g., 555-555-5555):

*

Fax Number (e.g., 555-555-5555):

Email:



UIC Permit Application Guidance for DOH Submittals
Department of Transportation – Airports Division (DOTA)
State of Hawai'i



7. Complete Fee Simple Land Owner information (if applicable)

Requirements for Fee Simple Land Owner

Provide an original signed and dated written acknowledgement and consent from the fee simple owner of the property. Only applicable when the applicant and the land owner are the same entity. This form represents the consent of the fee simple land owner and its facility are submitting an Underground Injection Control (UIC) application. A written consent from the involved entities, if different, may be substituted by a written consent from the involved entities, if different, is preferred. However, be sure to be current, accurate, and clear about the property.

Fee Simple Land Owner Name:

Primary Street or Mailing address of the Fee Simple Land Owner

* *Address Line 1*

Address Line 2

* *City* * *State/Area* * *Postal Code*

Phone number (e.g., 555-555-5555):

Fax number (e.g., 555-555-5555):

Email:

Fee Simple Land Owner Written Acknowledgement and Consent

Attach a scanned copy of the original signed and dated written acknowledgement and consent from fee simple owner of the property. Mail the original document to the SDWB-UIC Program.

Please be aware that files exceeding 200 MB in size are not allowed

Drop files here to upload



UIC Permit Application Guidance for DOH Submittals
Department of Transportation – Airports Division (DOTA)
State of Hawai‘i



- Downloading the Fee Simple Form. The written acknowledgement can be found in the mail-in form for the General Application for a UIC Permit to Operate located in the DOH e-Permitting Portal.
- Use the Form Finder tool and search “General Application for a UIC Permit” and select this form.

Form Search

To search, type in what you are looking for and results will appear automatically.

You can search for:

- Form names
- Keywords
- Description of the activity you need to perform

Matching forms will appear in a list below.

Recommended Forms

Based on your description, the following 49 forms may match your needs.

General Application for a UIC Permit to Operate
 A general application to construct a new well or to modify an existing injection well. This application should be submitted six months prior to the anticipated date of injection well construction.

Drainage Injection Well General Application For a UIC Permit To Operate
 A drainage injection well application for new drainage injection well construction, or to modify a drainage injection well, or to revise certain UIC permit conditions

- At the bottom of the instructions, click on ‘Download Mail-in Form’.

injection well, or to revise an existing UIC permit condition, need not have this requirement, however, the services of a qualified environmental consultant, such as an engineer or geologist, to complete and service the application are recommended. Such services will generally result in efficient application processing.

The general application should be submitted six months before the anticipated date of injection well construction. Six months accommodate evaluation, corrections, public notice, and inspection. An approval to construct and test the injection well is issued by departmental letter after the application is satisfactorily processed.

Construction of an injection well is followed by injection testing. Injection test results, geologic logs, and other information as requested must be submitted collectively as a final engineer/geologist report. A UIC permit to operate the injection well is issued after the final report is satisfactorily completed. (The UIC permit contains monitoring and reporting requirements and permit conditions.)

Begin Form Entry

Download Mail-in Form



UIC Permit Application Guidance for DOH Submittals
Department of Transportation – Airports Division (DOTA)
State of Hawai'i



- Open the mail-in form and navigate and extract Page 13 for the Fee Simple Land Owner Written Acknowledgement and Consent Form.

CONSENT OF THE FEE SIMPLE LAND OWNER FOR AN UNDERGROUND INJECTION CONTROL (UIC) APPLICATION (This form is only applicable when the applicant and the land owner are **NOT** the same entity.)

This form represents the consent of the fee simple land owner that the applicant and its facility are submitting an Underground Injection Control (UIC) application for: (Check the appropriate proposed action)

- New injection well construction
- Permit modification
- Permit renewal
- Change-of-Operator
- Facility-Name-Change
- Existing Injection Well needing permit registration
- Abandonment of a Registered Injection Well
- Abandonment of an Unregistered Injection Well

Facility Name: _____

UIC Permit No. (if issued): _____

Address: _____
_____ TMK No. _____

Applicant: _____

Fee Simple Land Owner's Name: _____

Mailing Address: _____

Land Owner's Signature: _____ Date: _____

Note: The purpose of this form is to show, for the purpose of UIC application processing, that the fee simple land owner is aware and consents to the proposed action of the applicant. This form may be substituted by a written consent from the involved entities, if different wording is preferred. However, be sure to be current, accurate, and clear about the proposed action.

(11/2003)



UIC Permit Application Guidance for DOH Submittals
Department of Transportation – Airports Division (DOTA)
State of Hawai'i



8. Complete Consultant information

Consultant

Provide information for the consultant who is servicing the application.

Full Name of Primary Consultant:

Full Name

Title

Company Name:

Engineer Professional Seal

Provide a sheet that bears the engineer's professional seal and signature.
(Applicable for new drainage injection well construction.)

Please be aware that files exceeding 200 MB in size are not allowed

Drop files here to upload

Address

Address Line 1

Address Line 2

City State/Area Postal Code

HI

VALIDATE ADDRESS

Phone Number (e.g., 555-555-5555):

Fax Number (e.g., 555-555-5555):

Email:



UIC Permit Application Guidance for DOH Submittals
Department of Transportation – Airports Division (DOTA)
State of Hawai'i



9. Complete Injection System information

For Drainage Injection Well Permit Renewals:

Injection System

Please describe the planned injection system. Provide the requested information below.

Number of injection wells

*

Source of injected fluid

*

Identify the surface areas from which the runoff is generated.

*

Percent Contribution

*



UIC Permit Application Guidance for DOH Submittals
Department of Transportation – Airports Division (DOTA)
State of Hawai'i



For Injection Well Permit Renewals (for sewage, industrial/commercial, or aquaculture-related wastewaters):

Injection System

Please describe the injection system. Provide the requested information below. Pl

Number of injection wells

Source of injected fluid (select all that apply)

Describe in detail the wastestream process and chemical composition of the injectant. If submitting via attachment, please type "See attached."

Wastestream Process

Attach document that describes in detail the wastestream process
Please be aware that files exceeding 200 MB in size are not allowed

Drop files here to upload

OR

Comment

Describe the connection of the wastewater source(s) to the injection well system and the connection between each injection well within the system. If submitting via attachment, please type "See attached."

Connection of the Wastewater Source(s)

Attach document that describes the connection of the wastewater source(s) in detail.
Please be aware that files exceeding 200 MB in size are not allowed

Drop files here to upload

OR

Comment

Rainfall runoff drainage injection wells

Provide drainage calculations as an attachment to this application, if applicable.
Please be aware that files exceeding 200 MB in size are not allowed

Drop files here to upload

OR

Comment

Schematic flow diagrams

Attach appropriate schematic flow diagrams showing how the wastestream is generated. If the wastestream is generated from various sources, list the percent contribution from each source.
Please be aware that files exceeding 200 MB in size are not allowed

Drop files here to upload

OR

Comment



UIC Permit Application Guidance for DOH Submittals
Department of Transportation – Airports Division (DOTA)
State of Hawai'i



10. Complete Injection for the Entire Drainage system information
For Drainage Injection Well Permit Renewals:

Injection Well Number

Injection Manner:

Injection Rate:

Injection Pressure:

Wellhead:

If injection is via pump fed pressure, maximum injection pressure in pounds per square inch (psig) at the wellhead:

Maximum Injection Rate in gallons per minute (gpm):

Maximum Injection Duration in hours per day.

Maximum Injection Quantity in gallons per day (gpd):

When Estimating Runoff Using the "Rational Formula" (Q=CIA)
Attach your calculation. Provide the following: Drainage Areas in acres(A);Runoff Coefficient (c), storm recurrence interval(Tm),Intensity of 1-hr rainfall(inches), time of concentration(Tc),Adjusted rainfall Intensity (I) and Peak Discharge in cfs(Q)
Please be aware that files exceeding 200 MB in size are not allowed

Drop files here to upload
OR



UIC Permit Application Guidance for DOH Submittals
Department of Transportation – Airports Division (DOTA)
State of Hawai'i



For Injection Well Permit Renewals (for sewage, industrial/commercial, or aquaculture-related wastewaters):

Injection Well Number:
*

Injection Manner:
*

Average Injection Quantity in gallons per day (gpd): representative average over a calendar week.
*

Maximum Injection Quantity in gallons per day (gpd): representative maximum for one day.
*

Injection Rate:
*

Average Injection Rate in gallons per minute (gpm): representative average over 24 hours.
*

Maximum Injection Rate in gallons per minute (gpm): representative maximum for one day.
*

Average Injection Duration in hours per day: representative average over a calendar week.
*

Maximum Injection Duration in hours per day: representative maximum for one day.
*

Injection Pressure:
*

Wellhead:
*

Wellhead terminus elevation in feet above (+) or below (-) ground surface.
*

If pump fed and unvented, average injection pressure in pounds per square inch (psig) at the wellhead: representative average over time of use.

If pump fed and unvented, maximum injection pressure in pounds per square inch (psig) at the wellhead: representative maximum for one day.

DUPLICATE INJECTION QUANTITY

ADD NEW INJECTION QUANTITY



**UIC Permit Application Guidance for DOH Submittals
Department of Transportation – Airports Division (DOTA)
State of Hawai'i**



11. Complete Well Dimensions information

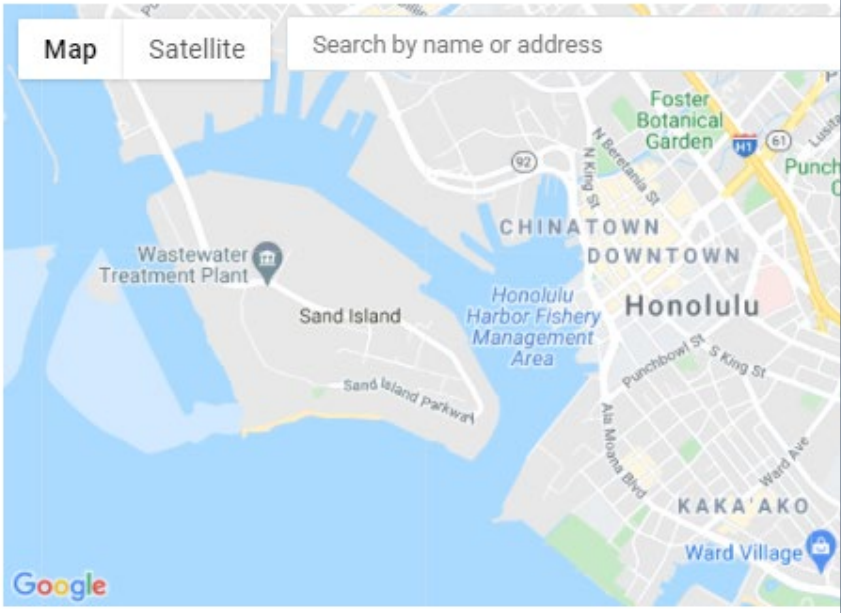
1 Well Dimensions

Injection well no.

Injection well location:

SEARCH BY TMK

Map Satellite Search by name or address



LOCATION COORDINATES

* Latitude * Longitude

A. Ground Surface (ft., msl)

*

A. Bottom of Well (ft., msl)

*

B. Total Depth of Well Below Ground Surface (ft.)

*



UIC Permit Application Guidance for DOH Submittals
Department of Transportation – Airports Division (DOTA)
State of Hawai'i



C. Diameter of Boring (in.)
<input type="text"/>
D. Well Cellar:
<input type="text"/>
D. Lateral Dimensions
<input type="text"/>
D. Well Cellar Depth (ft.)
<input type="text"/>
D. Material
<input type="text"/>
E. Solid Casing:
<input type="text"/>
E. Diameter (in.)
<input type="text"/>
E. Stick Up (ft.):
<input type="text"/>
E. Total Length (ft.)
<input type="text"/>
E. Material
<input type="text"/>



UIC Permit Application Guidance for DOH Submittals
Department of Transportation – Airports Division (DOTA)
State of Hawai'i



<p>F. Diameter (in)</p> <input type="text"/>
<p>F. Perforation (sq. in./ L)</p> <input type="text"/>
<p>F: Stick Up (ft)</p> <input type="text"/>
<p>F. Total Length (ft.)</p> <input type="text"/>
<p>F. Material</p> <input type="text"/>
<p>G. Diameter (in.)</p> <input type="text"/>
<p>G. Total Length (ft.)</p> <input type="text"/>
<p>H. Capping</p> <input type="text"/>
<p>H. Solid Casing</p> <input type="text"/>
<p>H. Separation</p> <input type="text"/>
<p>H. Perforated Casing</p> <input type="text"/>



UIC Permit Application Guidance for DOH Submittals
Department of Transportation – Airports Division (DOTA)
State of Hawai'i



H. Open Hole:

I. Approximate Depth of Groundwater (ft.)

Optional Table for Multiple Injection Wells:

The applicant may enter data in the table instead of single entries for each injection


1. Table for Multiple UIC Wells
2. Populate the template with your data
3. Copy the entire table (CTRL+C)
4. Paste into the textbox below (CTRL+V)

Well Dimensions Spreadsheet

Please upload the spreadsheet used above.

Please be aware that files exceeding 200 MB in size are not allowed

Drop files here to upload



OR

Comment



UIC Permit Application Guidance for DOH Submittals
Department of Transportation – Airports Division (DOTA)
State of Hawai'i



12. Complete Construction information (Not Applicable for UIC Permit Renewal)

Construction

Provide the name of the drilling contractor and a description of the method and drilling technique used, such as percussion, washing or excavating.

Drilling Contractor

N/A

Proposed injection well construction method:

N/A

13. Complete Injection Test information (Not Applicable for UIC Permit Renewal)

Injection Test

Provide a description of the proposed injection test. The data obtained from this test must be included in an engineer/geologist report for a UIC permit. The duration of the injection test must be approved.

Proposed Injection Test

N/A



UIC Permit Application Guidance for DOH Submittals
Department of Transportation – Airports Division (DOTA)
State of Hawai'i



14. Upload all Submittals

Submittals


Please provide the following:

*** Injection-well Inspection Record**

Please provide the periodic injection-well inspection record covering the past 12 months. (Refer to the UIC permit for this specific monitoring requirement).

Please be aware that files exceeding 200 MB in size are not allowed

Drop files here to upload



OR

CHOOSE FILE


Comment

Land Owner's Consent Form

If the Permittee is different from the Land Owner, please provide the fully completed and signed Land Owner's Consent form. Note: the land owner's signature is required.

Please be aware that files exceeding 200 MB in size are not allowed

Drop files here to upload



OR

CHOOSE FILE

Comment



UIC Permit Application Guidance for DOH Submittals
Department of Transportation – Airports Division (DOTA)
State of Hawai'i



15. Complete Special Comments or Considerations information

Describe any additional information that should be taken into consideration for processing this application in this section. This section should be used to provide additional information that DOH may be requesting and/or upload memos or letters here. For additional injection wells that will be added to this DOTA UIC Permit, provide documentation and memos in this section. References to other e-Permitting application forms (i.e., [Existing Drainage Injection Well Application](#)) can be referenced here.

Special Comments or Considerations

a) Please make appropriate selection below concerning public trust or Native Hawaiian resources or the exercise of traditional cultural practices in the vicinity.

b) If you have any additional information that pertains to this application, please provide it here.

Would the injection activity pursuant to this proposed permit application affect any public trust or Native Hawaiian resources or the exercise of traditional cultural practices in the vicinity?

Yes No

If you selected "yes" above, indicate what feasible action can be taken to protect those resources or exercise of practices


Please describe any additional information that should be taken into consideration for processing your application.

And/Or Provide supporting attachment(s).

Please provide any supporting attachment(s).

Please be aware that files exceeding 200 MB in size are not allowed

Drop files here to upload



OR



UIC Permit Application Guidance for DOH Submittals
Department of Transportation – Airports Division (DOTA)
State of Hawai'i




16. Upload the Periodic Injection Well Inspection Record.

Periodic Injection-Well Inspection Record

Submit the periodic injection-well record covering the past 12 months. (Refer to t

Periodic Injection-Well Inspection Record covering the past 12 months.
Attach the periodic injection-well inspection record.
Please be aware that files exceeding 200 MB in size are not allowed

Drop files here to upload



OR

CHOOSE FILE

Comment



UIC Permit Application Guidance for DOH Submittals
Department of Transportation – Airports Division (DOTA)
State of Hawai'i



Injection Well Permit Renewals only, skip to Step 20 for Drainage Injection Well Permit Renewal Application
17. Complete Water Quality information.

Water Quality

Provide the following information. Potable water is commonly provided by counties from on-site water wells which are used for irrigation or business activities not re

Source(s) of nonpotable water serving the facility:

*

Source of potable water serving the facility:


*

Available Groundwater Quality (If available):

Attach the laboratory report containing the water quality data of the groundwater from within the boundaries of the project.

Please be aware that files exceeding 200 MB in size are not allowed

Drop files here to upload





UIC Permit Application Guidance for DOH Submittals
Department of Transportation – Airports Division (DOTA)
State of Hawai'i



18. *Upload Daily Flow Record.*

Daily Flow Record

Submit daily flow record for the past 6 months.

Daily flow record
Attach the daily flow record for the past 6 months.
Please be aware that files exceeding 200 MB in size are not allowed

Drop files here to upload



OR

CHOOSE FILE


19. *Upload Daily Injection Pressure Record (for pressurized injection, when applicable).*

Daily Injection Pressure Record (for pressurized injection)

Submit the daily injection pressure record for the past 6 months.

Daily Injection Pressure.
Attach the daily injection pressure record for the past 6 months.
Please be aware that files exceeding 200 MB in size are not allowed

Drop files here to upload



OR

CHOOSE FILE

Comment



UIC Permit Application Guidance for DOH Submittals
Department of Transportation – Airports Division (DOTA)
State of Hawai'i



20. Review the entered information. AIR-EE must review and approve prior to submission.

Periodic Injection-Well Inspection Record

Review

Signing

Confidential
No
Comment
None Specified

NEXT SECTION
Signing




Click History and access the submitted Form

Home Finder History Help Sign Out

History

Total records: 21 Filtered total: 21 Page total: 10

Filter:

Submission #	Project Name	Created	Submitted	Submission Name	Status	Locked	Actions
HP8-ZT60-5E27Z		05/25/2021 01:04 PM		Drainage Injection Well Permit Renewal Application	Draft	No	  

Click Download Submission and extract the Certification Statement form.

Continue Editing Draft

Print

Download Submission
Generates a PDF copy of the submission, optionally including form input, status history, and other data.

Copy as New

Email downloaded submission to AIR-EE for review.



UIC Permit Application Guidance for DOH Submittals Department of Transportation – Airports Division (DOTA) State of Hawai'i



21. Click Submit Form

Signing

Following submission of this form, you will be provided (via email) with a signature form which will need to be downloaded, reviewed, signed (by the appropriate individuals), and returned to the agency to complete your submission. Using this form, the appropriate individuals will certify the submission, confirm that they are authorized to sign and confirm that the information provided was reviewed and is accurate.

SUBMIT FORM




22. Click History and access the submitted Form

Home	Finder	History	Help	Sign Out
------	--------	----------------	------	----------

History

Total records: 21 Filtered total: 21 Page total: 10

Filter:

Submission #	Project Name	Created	Submitted	Submission Name	Status	Locked	Actions
HP8-ZT60-5E27Z		05/25/2021 01:04 PM		Drainage Injection Well Permit Renewal Application	Draft	No	  

Click Download Submission and extract the Certification Statement form.

Print

Download Submission
Generates a PDF copy of the submission, optionally including form input, status history, and other data.

Download Copy of Record
Your submission's "receipt"—containing a full copy of your submission data, signed and dated with an SSL watermark.

View Confirmation



UIC Permit Application Guidance for DOH Submittals
Department of Transportation – Airports Division (DOTA)
State of Hawai'i



23. Complete the Certification Statement form and email to DOTA with the submission download

SIGNATORY AND CERTIFICATION STATEMENT
FOR UNDERGROUND INJECTION CONTROL (UIC) SUBMITTALS
Submitted Statement shall bear an original signature and date.
Photocopy signatures are unsatisfactory.

Facility Name:

e-Permitting Submission No. (if applicable):

UIC No. (if assigned):

Please check one:

- I certify that for a municipality, I am a principal executive officer or ranking elected official.
- I certify that for a state, non-federal or other public agency, I am a principal executive officer or ranking elected official.
- I certify that for a federal agency, I am the chief executive officer of the agency, or I am the senior executive officer having responsibility for the overall operations of a principal geographic unit of the agency.
- I certify that I am a general partner for a partnership.
- I certify that I am the proprietor for a sole proprietorship.
- I certify that I am a trustee for a trust.
- I certify that for a corporation/association of apartment owners/home owners association, I am the President, Vice President, Secretary or Treasurer of the corporation/association of apartment owners/home owners association and in charge of a principal business function, or I perform similar policy or decision making functions for the corporation/association of apartment owners/home owners association.
- I certify that for a corporation, I am the manager of one or more manufacturing, production or operating facilities employing more than 250 persons or having gross annual sales or expenditures exceeding \$25 million (in second-quarter 1980 dollars), and authority to sign documents has been assigned or delegated to me in accordance with corporate procedures.
- I certify that for a limited liability company (LLC), I am the Manager or a Member authorized to make management decisions for the LLC and am in charge of a principal business function, or I perform similar policy or decision making functions for the LLC.

I certify under penalty of law that this document and all attachments were prepared under my direction or supervision in accordance with a system designed to assure that qualified personnel properly gather and evaluate the information submitted. Based on my inquiry of the person or persons who manage the system, or those persons directly responsible for gathering the information, the information submitted is, to the best of my knowledge and belief, true, accurate, and complete. I am aware that there are significant penalties for submitting false information, including the possibility of fine and imprisonment for knowing violations.

Signature: Date:

Name (Print): Title:

Company Name:

Address:

Phone Number: Fax Number:

Email:



UIC Permit Application Guidance for DOH Submittals
Department of Transportation – Airports Division (DOTA)
State of Hawai'i



24. Mail or hand deliver signed hard copy signature sheet to:

Underground Injection Control Program
Safe Drinking Water Branch
2385 Waimano Home Road
Uluakupu Building 4
Pearl City, HI 96782-1400

25. Once approval for UIC Permit Renewal has been given from SDWB, email a copy of the new UIC Permit to AIR-EE.



**UIC Permit Application Guidance for DOH Submittals
Department of Transportation – Airports Division (DOTA)
State of Hawai'i**



General Application for a UIC Permit to Operate Visual Guide

1. Processing Info Page: complete applicable fields seen in image below

1) For permit modifications:

Submission Reason

Modification

Project Name

U_- _____

2) For new permits:

Submission Reason

New

Project Name

Project Name or Facility Name|

2. Complete Facility information.

For Drainage Injection Well General Application

Facility

Provide the name and description of the facility.

Facility Name:

*

Facility Description

*

Characteristics of the facility (For public notification purposes, this information must be satisfactorily complete.)

*



UIC Permit Application Guidance for DOH Submittals
Department of Transportation – Airports Division (DOTA)
State of Hawai'i



For Injection Well General Application

Facility Name: *
UIC Permit or File Number (if already assigned):
Facility Description: *

3. Follow [Step 3 – Location](#) of the above Visual Guide.
4. Follow [Step 4 – Owner](#) of the above Visual Guide.
5. Follow [Step 5 – Operator](#) of the above Visual Guide.
6. Follow [Step 6 – Legal Contact](#) of the above Visual Guide.
7. Follow [Step 7 – Fee Simple Land Owner](#) of the above Visual Guide (if applicable).
8. Follow [Step 8 – Consultant](#) of the above Visual Guide (if applicable).
9. Follow [Step 9 – Injection System](#) of the above Visual Guide.
10. Follow [Step 10 - Injection System](#) of the above Visual Guide.
11. Follow [Step 11 – Well Dimensions](#) of the above Visual Guide.
12. Complete Construction information

Construction <hr/>
Provide the name of the drilling contractor and a description of the method and of percussion, washing or excavating.
Drilling Contractor
Proposed injection well construction method: *



UIC Permit Application Guidance for DOH Submittals
Department of Transportation – Airports Division (DOTA)
State of Hawai'i



13. Complete Injection test information.

Injection Test

Provide a description of the proposed injection test. The data obtained from this engineer/geologist report for a UIC permit. The duration of the injection test must have approval.

Proposed Injection Test

*

14. Follow [Step 15 – Special Comments or Considerations](#) information of the above Visual Guide (if applicable).

Injection Well General Permit only

15. Follow [Step 17 – Water Quality](#) information of the above Visual Guide.
16. Follow [Step 20 – Review](#) of the above Visual Guide.
17. Follow [Step 21 – Submit Form](#) of the above Visual Guide.
18. Follow [Step 22 – Download Submittal](#) of the above Visual Guide.
19. Follow [Step 23 – Certification Statement](#) of the above Visual Guide.
20. Mail or hand deliver signed hard copy signature sheet to:

Underground Injection Control Program
Safe Drinking Water Branch
2385 Waimano Home Road
Uluakupu Building 4
Pearl City, HI 96782-1400

21. Once approval for General Application for UIC Permit has been given from SDWB, email a copy of the new UIC Permit to AIR-EE.



UIC Permit Application Guidance for DOH Submittals Department of Transportation – Airports Division (DOTA) State of Hawai'i



Abandonment of Injection Well, whether Registered or Unregistered

1. Follow Permit Renewal [Step 1 – Processing](#) of the above Visual Guide.
2. Intention of this Application. Select one of the following reasons for the submittal of this application.

Intention of this Application

CLEAR SECTION

Select one of the following reasons for the submittal of this application.

Intention of this Application

3. Complete Injection Well to Abandon information.

Injection Well to Abandon

Provide the following information for each well you intend to abandon. If there is more than one (1) injection well to be abandoned, complete a separate tab (i.e., by clicking the Plus icon) for each well.

1 Injection Well to Abandon

CLEAR DUPLICATE

Instructions for Well No.

Provide the Injection Well Number as assigned by the Underground Injection Control (UIC) Program. If the well is unregistered, indicate as such. For additional wells, complete a separate tab (i.e., by clicking the Plus icon above) for each well.

Injection Well Number *

Reason(s) for Abandonment

Anticipated Start Date of Backfilling *

mm/dd/yyyy

DUPLICATE INJECTION WELL TO ABANDON

ADD NEW INJECTION WELL TO ABANDON



UIC Permit Application Guidance for DOH Submittals
Department of Transportation – Airports Division (DOTA)
State of Hawai'i



4. Complete Facility information.

Facility

Provide the name and description of the facility.

Facility Name:

*

Registered and/or Unregistered:

UIC Permit or File Number (if already assigned):

Facility Description:

*

5. Follow Permit Renewal [Step 3 – Location](#) of the above Visual Guide.
6. Follow Permit Renewal [Step 4 – Owner](#) of the above Visual Guide.
7. Follow Permit Renewal [Step 5 – Operator](#) of the above Visual Guide.
8. Follow Permit Renewal [Step 6 – Legal Contact](#) of the above Visual Guide.
9. Follow Permit Renewal [Step 7 – Fee Simple Land Owner](#) of the above Visual Guide (if applicable).
10. Follow Permit Renewal [Step 8 – Consultant](#) of the above Visual Guide (if applicable).



UIC Permit Application Guidance for DOH Submittals
Department of Transportation – Airports Division (DOTA)
State of Hawai'i



11. Complete Injection System.

Injection System

Please describe the injection system. Provide the requested information below. Please

Number of injection wells

*

Source of injected fluid (select all that apply)

*

Describe in detail the wastestream process and chemical composition of the injectant. If submitting via attachment, please type "See attached."

*

Wastestream Process

Attach document that describes in detail the wastestream process
 Please be aware that files exceeding 200 MB in size are not allowed

Drop files here to upload

OR

Comment

Describe the connection of the wastewater source(s) to the injection well system and the connection between each injection well within the system. If submitting via attachment, please type "See attached."

Connection of the Wastewater Source(s)

Attach document that describes the connection of the wastewater source(s) in detail.
 Please be aware that files exceeding 200 MB in size are not allowed

Drop files here to upload

OR

Comment

Rainfall runoff drainage injection wells

Provide drainage calculations as an attachment to this application, if applicable.
 Please be aware that files exceeding 200 MB in size are not allowed

Drop files here to upload

OR

Comment

Schematic flow diagrams

Attach appropriate schematic flow diagrams showing how the wastestream is generated. If the wastestream is generated from various sources, list the percent contribution from each source.
 Please be aware that files exceeding 200 MB in size are not allowed

Drop files here to upload

OR

Comment

12. Follow [Step 11 – Well Dimensions](#) of the above Visual Guide.
13. Follow General Application [Step 10 - Complete Proposed Injection for the Entire Drainage System](#) of the above Visual Guide.
14. Follow Permit Renewal [Step 15 – Special Comments or Considerations](#) of the above Visual Guide (if applicable).
15. Follow Permit Renewal [Step 20 – Review](#) of the above Visual Guide.
16. Follow Permit Renewal [Step 21 – Submit Form](#) of the above Visual Guide.
17. Follow Permit Renewal [Step 22 – Download Submittal](#) of the above Visual Guide.
18. Follow Permit Renewal [Step 23 – Certification Statement](#) of the above Visual Guide.
19. Mail or hand deliver signed hard copy signature sheet to:

Underground Injection Control Program



UIC Permit Application Guidance for DOH Submittals
Department of Transportation – Airports Division (DOTA)
State of Hawai‘i



Safe Drinking Water Branch
2385 Waimano Home Road
Uluakupu Building 4
Pearl City, HI 96782-1400

20. Once approval for Abandonment of Injection Wells for UIC Permit has been given from SDWB, email a copy of the new UIC Permit or confirmation to AIR-EE.