Final

Annual Compliance Report 2013

Honolulu Harbor and Kalaeloa Barbers Point Harbor, Hawaii

Prepared for

Hawaii Department of Transportation
Harbors Division

Prepared by
Weston Solutions, Inc.
841 Bishop Street, Suite 2301
Honolulu, HI 96813

January 2014

"I certify under penalty of law that I have examined and am familiar with the information submitted in this document and all attachments and that this document and its attachments were prepared either by me personally or under my direction or supervision in a manner designed to ensure that qualified and knowledgeable personnel properly gather and present the information contained therein. I further certify, based on my personal knowledge or on my inquiry of those individuals immediately responsible for obtaining the information, that the information is true, accurate and complete. I am aware that there are significant penalties for submitting false information, including the possibility of fines and imprisonment for knowingly and willfully submitting a materially false statement."

Signature

1/28/14

Date

Harbors Division Engineering Program Manager

Authorized Representative of Harbors Division

This page intentionally left blank.

TABLE OF CONTENTS

1.0 INTRODUCTION 1-1
1.1 APPLICABLE REGULATIONS 1-1
1.2 STATUS OF COMPLIANCE 1-2
1.3 SWMP PERFORMANCE EVALUATION 1-2
2.0 PUBLIC EDUCATION AND OUTREACH 2-1
2.1 TENANT EDUCATION AND OUTREACH 2-1
2.2 GENERAL PUBLIC EDUCATION AND OUTREACH 2-6
2.3 VESSEL OPERATORS EDUCATIONAL PROGRAM 2-8
2.4 INSPECTION AND PROGRESSIVE ENFORCEMENT PROGRAM 2-9
3.0 PUBLIC INVOLVEMENT/PARTICIPATION 3-1
3.1 RECEIVE PUBLIC FEEDBACK ON SWMP 3-1
4.0 ILLICIT DISCHARGE DETECTION AND ELIMINATION 4-1
4.1 REGULATORY MECHANISMS IN-PLACE 4-1
4.2 ILLICIT DISCHARGE DETECTION AND ELIMINATION PLAN 4-2
4.2.1 Update Storm Sewer System Map 4-2
4.2.2 Outfall Reconnaissance Inventory 4-2
4.2.3 Illicit Discharge Reporting 4-5
4.2.4 Inspection and Enforcement Plan 4-6
4.2.5 Employee Training 4-9
5.0 CONSTRUCTION SITE STORMWATER RUNOFF CONTROL 5-1
5.1 CONSTRUCTION SITE RUNOFF CONTROL PROGRAM 5-1
5.1.1 Required Document Review 5-2
5.1.2 Construction Site Best Management Practices 5-6
5.1.3 Site Inspection and Enforcement 5-7
5.1.4 Receipt of Public Input 5-9
5.1.5 Training and Outreach 5-9
6.0 POST-CONSTRUCTION STORMWATER MANAGEMENT IN NEW DEVELOPMENT AND REDEVELOPMENT 6-1
6.1 POST-CONSTRUCTION STORMWATER MANAGEMENT PROGRAM 6-1
6.1.1 Construction Permit Review Process 6-1
6.1.2 Low Impact Development Standards Plan 6-2
6.1.3 Structural and Non-Structural BMPs 6-3
6.1.4 Operation, Maintenance, and Inspections 6-4

TABLE OF CONTENTS (CONT.)

6.1.5 Stakeholder Education and Outreach, Employee Training 6-5
7.0 POLLUTION PREVENTION/GOOD HOUSEKEEPING 7-1
7.1 POLLUTION PREVENTION/GOOD HOUSEKEEPING PROGRAM 7-1
7.1.1 Maintenance and Housekeeping Practices 7-1
7.2 WASTE COLLECTION 7-3
7.2.1 Review of Wash Areas, Dry Wells, and Infiltration Sinks 7-4
7.2.2 Tenant Education and Employee Training 7-6
8.0 ADDITIONAL ANNUAL COMPLIANCE REPORT REQUIREMENTS 8-1
8.1 MODIFICATIONS TO THE SWMP 8-1
8.2 MODIFICATIONS TO THE SMALL MS4 8-1
8.3 SUMMARY OF PLANNED ACTIVITIES 8-1
8.3.1 Public Education and Outreach 8-1
8.3.2 Public Involvement 8-2
8.3.3 Illicit Discharge Detection and Elimination 8-2
8.3.4 Construction Site Runoff Control 8-2
8.3.5 Post-Construction Stormwater Management 8-2
8.3.6 Pollution Prevention/Good Housekeeping 8-3
9.0 REFERENCES 9-1

LIST OF TABLES

Table 2-1 Updates to Tenant Inventory 2-2
Table 2-2 Statistical Summary of Quiz Results 2-4
Table 4-1 Dry-Weather Outfall Inspection Summary 4-3
Table 4-2 Summary of Enforcement Actions 4-7
Table 4-3 Statistical Summary of Quiz Results 4-10
Table 5-1 Summary of Project Plans and Specifications Reviews 5-2
Table 5-2 Summary of Construction Plan Reviews 5-4
Table 5-3 Summary of Construction BMP Plan Review 5-4
Table 5-4 Summary of Environmental Submittal Review 5-5
Table 5-5 Summary of Construction Inspections 5-8
Table 5-6 Statistical Summary of Quiz Results 5-10
Table 6-1 Post-Construction Reviews 6-2
Table 7-1 Grounds Maintenance Sweeping Schedule 7-2
Table 7-2 Waste Destination and Amounts 7-3
Table 7-3 Municipal Vehicle and Equipment Washing 7-5

LIST OF BEST MANAGEMENT PRACTICES

BMP Table 2-1 Tenant Education and Outreach 2-5
BMP Table 2-2 General Public Education and Outreach 2-7
BMP Table 2-3 Expand the Educational Program to Vessel Operators 2-9
BMP Table 2-4 Inspection and Progressive Enforcement Program 2-10
BMP Table 3-1 Receive Public Feedback on SWMP 3-1
BMP Table 4-1 Update Storm Sewer System Map 4-2
BMP Table 4-2 Outfall Reconnaissance Inventory 4-4
BMP Table 4-3 Illicit Discharge Reporting 4-5
BMP Table 4-4 Inspection and Enforcement Plan 4-9
BMP Table 4-5 Employee Training 4-11
BMP Table 5-1 Required Document Review 5-6
BMP Table 5-2 Site Inspection and Enforcement 5-8
BMP Table 5-3 Receipt of Public Input 5-9
BMP Table 5-4 Training and Outreach 5-12
BMP Table 6-1 Review NPDES Permit Application 6-2
BMP Table 6-2 Low Impact Development Standards Plan 6-3
BMP Table 6-3 Structural and Non-Structural BMPs 6-4
BMP Table 6-4 Operations, Maintenance, and Inspections 6-5
BMP Table 6-5 Stakeholder Education and Outreach 6-6
BMP Table 7-1 Maintenance and Housekeeping Practices 7-3
BMP Table 7-2 Review of Washing, Dry Wells, and Filtration Sinks 7-5
BMP Table 7-3 Tenant Housekeeping Education and Employment Training 7-6

LIST OF APPENDICIES

Appendix A NGPCs from HDOH and Letters of Extension
Appendix B Tenant Lease Agreement and Revocable Permit
Appendix C Tenant Inventory
Appendix D Tenant Educational Mailings
Appendix E Harbors Tenant Training Records
Appendix F TEMY Certificates and Letters from the Governor
Appendix G SHOT Form
Appendix H SHOT Database
Appendix I Honolulu Star Advertiser Ad
Appendix J Inspection Checklist
Appendix K Harbor Tenant Inspection Manual
Appendix L Outfall Maps
Appendix M Outfall Documentation
Appendix N Suspected Illicit Discharge Reporting Form
Appendix O Illicit Discharge Database
Appendix P Enforcement actions
Appendix Q Harbors Employee Training
Appendix R Construction Design Review Checklist
Appendix S Water Pollution Prevention SPEC
Appendix T Construction SIte BMP Inspection Reports
Appendix U Construction BMP Inspection Checklist
Appendix V Harbors Construction Training
Appendix W Grounds Maintenance Spill Logs
Appendix X Storm Drain Cleaning Logs
Appendix Y Post-Construction BMP Plan CHecklist

LIST OF ACRONYMS AND ABBREVIATIONS

ACR	Annual Compliance Report
BMP	Best Management Practice
C&C Honolulu	City and County of Honolulu
CFR	Code of Federal Regulations
CM	Construction Manager
CPSWQ	Certified Professional in Stormwater Quality
CSRCP	Construction Site Runoff Control Program
CWB	Clean Water Branch
dba	Doing Business As
EA	Environmental Assessment
EMS	Environmental Management System
HAR	Hawaii Administrative Rules
HAR-E	Harbors Division Engineering Branch
HAR-EE	Harbors Division Engineering Branch Environmental Section
HAR-O	Harbors Division Oahu District
HAR-OE	Harbors Division Oahu District Enforcement
HAR-OM	Harbors Oahu District Maintenance Section
HAR-SI	Harbors Management Information Systems
HDOH	Hawaii Department of Health
HDOT	Hawaii Department of Transportation
HRS	Hawaii Revised Statutes
IDDE	Illicit Discharge Detection and Elimination
KBPH	Kalaeloa Barbers Point Harbor
LIDS	Low Impact Development Standard
MEP	Maximum Extent Practicable
MS4	Municipal Separate Storm Sewer System
NA	Not Applicable
NGPC	Notice of General Permit Coverage
NOI	Notice of Intent
NPDES	National Pollutant Discharge Elimination System
NSWD	Non-Stormwater Discharge
ORI	Outfall Reconnaissance Inventory
PM	Harbors Division Property Management
SHOT	Stormwater Hotline Occurrence Tracking Form
SSCBMPP	Site-Specific Construction Best Management Practice Plan
SWMP	Stormwater Management Plan

LIST OF ACRONYMS AND ABBREVIATIONS (CONT.)

SWPPP	Stormwater Pollution Prevention Plan
TBD	To Be Determined
TEMY	Tenant Environmental Manager of the Year
TIM	Harbors Tenant Inspection Manual
TIEP	Tenant Inspection and Enforcement Plan
TMK	Tax Map Key
TRP	Tenant Revocable Permit
TSI	Tenant Self-Inspection
US	United States
USEPA	US Environmental Protection Agency
WESTON	Weston Solutions, Inc.

.

1.0 INTRODUCTION

The Hawaii Department of Transportation (HDOT) Harbors Division (referred to in this document as "Harbors Division") has developed this Annual Compliance Report (ACR) for the Hawaii Department of Health (HDOH) in accordance with its Notices of General Permit Coverage (NGPC), Honolulu Harbor permit number HI03KB482 and Kalaeloa Barbers Point Harbor (KBPH) permit number HI03KB488. The ACR details activities conducted by Harbors Division to comply with the requirements of its permits and to keep a record of progress toward annual goals.

The ACR follows the format and organization of the Storm Water Management Plan (SWMP) of each harbor to facilitate comparison between planned activities and activities that were accomplished. The ACR describes efforts made by Harbors Division to implement the six minimum control measures established by the United States (US) Environmental Protection Agency (EPA) and as required by the Hawaii Administrative Rules (HAR) 11-55 Appendix K and the NGPCs. This report identifies activities completed during calendar year 2013 and presents areas that will be addressed in calendar year 2014. The following is included in this ACR:

- ✓ Status of Compliance;
- ✓ Assessment of the SWMP minimum control measures:
  - o Public outreach and education;
  - o Public involvement/participation;
  - o Illicit discharge detection and elimination,
  - o Construction site runoff control;
  - o Post-construction stormwater management in new development and redevelopment; and
  - o Pollution prevention/good housekeeping;
- ✓ Modifications to the SWMP;
- ✓ Summary of Planned Activities; and
- ✓ Modifications to the Small Municipal Separate Storm Sewer Systems (MS4s).

1.1 APPLICABLE REGULATIONS

It is the intention of HDOT Harbors that this ACR demonstrates compliance with the following regulations listed in the NGPCs:

- ✓ HAR, Chapter 11-55, Appendix K, National Pollutant Discharge Elimination System (NPDES) General Permit Authorizing Discharges of Stormwater and Certain Non-Stormwater Discharges from Small Municipal Separate Storm Sewer Systems;

- ✓ HAR, Chapter 11-55, Appendix A, HDOH, Standard General Permit Conditions; and
- ✓ HAR, Sections 11-55-34.04(a), 11-55-34.07, 11-55-34.11, 11-55-34.12, and other applicable Sections of HAR, Chapter 11-55.

1.2 STATUS OF COMPLIANCE

HAR Chapter 11-55 Appendix K authorizes discharges of stormwater and certain non-stormwater discharges from small MS4s. Prior NGPC for the Honolulu Harbor and KBPH storm drain systems was granted by HDOH in two separate letters dated May 19, 2003. On October 19, 2007, HDOH issued administrative extensions of the NGPC for Honolulu Harbor and KBPH. On October 19, 2012, a second administrative extension of the NGPC was issued for both Honolulu Harbor and KBPH. The extensions were issued in accordance with HAR Section 11-55-34.09(d). On December 9, 2013, HDOH issued renewal notice of NGPC for both Honolulu Harbor and KBPH. The original permits, letter of extension, and renewal letters can be found in Appendix A of this document.

1.3 SWMP PERFORMANCE EVALUATION

A process for conducting an annual performance and effectiveness evaluation of the SWMP has been developed and included in this ACR. This evaluation addresses specific direct and indirect measurements in order to track the long-term progress of the SWMP towards achieving improvements in water quality.

The SWMP contains Best Management Practice (BMP) tables that outline activities that are either occurring or will be implemented in the future to ensure each of the minimum control measures are being implemented. Each BMP task is assigned a specific evaluation indicator, milestone, time frame/due date, and responsible party. The ACR is structured such that each section and BMP table corresponds with those in the SWMP. This allows the ACR to be used as an evaluation tool, addressing conformance with established performance standards, quantitative monitoring, and detailed accounting of SWMP accomplishments.

As trends are detected and the usefulness of specific BMPs or their evaluation indicators become apparent, the SWMP will be modified to ensure the program is more effective in minimizing discharge of potential pollutants and consequently, more protective of receiving state waters.

Harbors Division has committed resources to executing programs described in the 2009 SWMPs for Honolulu Harbor and KBPH, and will continue each year to implement new initiatives based on available budget and resources. All ongoing and new activities will be reported in the ACRs.

2.0 PUBLIC EDUCATION AND OUTREACH



City and County of Honolulu Stormwater Stenciling, 2009

Permit Requirements

HAR, Chapter 11-55, Appendix K, Part 6(a)(1). Develop and implement a public education program to distribute educational materials to users of the small municipal separate storm sewer community or conduct equivalent outreach activities emphasizing each of the following:

- *(A) Impacts of stormwater discharges on water bodies,*
- *(B) Hazards associated with illicit discharges, and*
- *(C) Measures the users of the permittee's small municipal separate storm sewer system can take to reduce pollutants in stormwater runoff, including, but not limited to, minimizing fertilizer application and practicing proper storage and disposal of chemicals and wastes.*

2.1 TENANT EDUCATION AND OUTREACH

Harbors Division requires tenants to reduce to the maximum extent practicable (MEP) pollution in stormwater discharges and effectively prohibit unauthorized non-stormwater discharges into the MS4 through its tenant lease agreements and Tenant Revocable Permit (TRP), which are attached as Appendix B.

An inventory of tenants at Honolulu Harbor and KBPH is kept on file at Harbors Division Engineering Branch Environmental Section (HAR-EE) and has been updated this year to include 149 tenants with the potential to affect stormwater quality. The tenant inventory identifies primary and alternate environmental contacts for each tenant. Personnel identified in the inventory are deemed responsible for implementation of stormwater protection measures and BMP requirements at their facility. Please see BMP Table 2-1. The tenant inventory can be found in Appendix C, and has been updated to reflect changes from 2012 to 2013. A summary of the tenant changes is also presented on Table 2-1.

Table 2-1 Updates to Tenant Inventory

Tenant	Harbor	Status	Reason
Anchor Construction Management Corporation	Honolulu	Removed	Vacated Harbors property
BEI Hawaii	Honolulu	Added	New tenant
DD-M Leasing Company, Inc.	Honolulu	Removed	Dissolved
East West Marketing	Honolulu	Removed	Vacated Harbors property
Hawaii Painting & Wallcovering, Inc.	Honolulu	Removed	Vacated Harbors property
Honolulu Community Action Program, Inc.	Honolulu	Removed	Transferred to HDOT Airports Division
Kong Enterprises, Inc.	Honolulu	Removed	Vacated Harbors property
Southern Food Group	Honolulu	Removed	Transferred to HDOT Airports Division

Harbors Division distributes educational materials to Small MS4 users at Honolulu Harbor and KBPH in order to educate them on stormwater quality issues. On August 7, 2013 an educational mailing was sent to tenants and included:

- ✓ A cover letter from the Deputy Director of Harbors Division
  - o Defined the regulatory background.
  - o Invited all tenants to attend Tenant Stormwater Pollution Prevention Awareness Training.
  - o Provided an introduction to the term, "illicit discharge," which was a major topic of the workshop.
- ✓ A New Tenant Welcome Brochure. This three-fold color brochure is directed to new tenants who are not familiar with stormwater quality awareness. The flier introduces new tenants to the concept of illicit discharges and BMPs and practicing the 4 C's– "contain it, control it, capture it, and communicate it."

Educational materials were updated and distributed at the annual Harbors Tenant Stormwater Awareness Training and on the Harbors Division website.

- ✓ "Building Power Washing" Flier. The flier describes the potential "pollutants derived from building power washing and provides solutions and considerations for Harbors tenants.
- ✓ "Sidewalk and Walkway Power Washing" Flier. The flier provides a recommended washing procedure that minimizes debris and contaminants from entering the Small MS4.

A copy of this mailing and the educational materials distributed to tenants can be found in Appendix D. Future educational materials will be developed based on findings from the recurring tenant facility inspections.

On August 28 and 29, 2013, Harbors Division held an annual tenant educational training entitled, "2013 Storm Water Awareness Training for Harbors Tenants." The agenda included the following:

- ✓ Background on applicable regulations, followed by Harbors General Permit requirements for Small MS4s;
- ✓ The structure of the Tenant Inspection and Enforcement Program (TIEP);
- ✓ An award ceremony for the "Tenant Environmental Manager of the Year" (TEMY);
- ✓ The six minimum control measures required by NPDES;
- ✓ The definition and examples of an illicit discharge;
- ✓ Recommendations for vehicle, building, sidewalk, and equipment cleaning;
- ✓ Recommendations for mixing, applying, cleaning up, and storing herbicides and pesticides;
- ✓ Information on small vessel general permits;
- ✓ Emergency contact information in the event of a spill;
- ✓ A question and answer session; and
- ✓ A quiz consisting of six questions related to the presentation.

The quiz was administered to gauge the effectiveness of the presentation and to ensure that attendees remained for the entire presentation. The presentation, tenant attendance record, and the completed quizzes are provided as Appendix E.

A statistical analysis of the quiz results was performed to gauge the effectiveness of outreach efforts and to determine which topics should be covered more in-depth in future trainings and in education mailings. Overall, the quiz showed that outreach efforts are being very effective and that there has been a vast improvement in stormwater awareness since the 2012 training. The results showed that 93% of the 126 attendees that turned in quizzes answered six out of six of the questions correctly. The remaining 7% answered five out of six correctly. The questions with the lowest number of correct answers were questions 3, 4, and 6, which were answered at a rate of 98% correct.

Feedback on whether or not the training was viewed positively was solicited during the quiz: 78.6% of attendees felt that they had a positive experience; 3.2% of tenants felt they did not have a positive experience; and 18.3% left the question blank. Recommendations included making the presentation shorter, providing the training on-line so that tenants do not have to be physically present, removing the construction section, and using a better sound system. Seven attendees did not turn in a quiz or turned in a blank quiz. The statistical analysis of the combined quiz results for both Honolulu Harbor and KBPH are summarized in Table 2-2.

Table 2-2 Statistical Summary of Quiz Results

Question	Answered Correctly
1. How do you play a valuable role in protecting our State's ecosystem?	100%
2. What is NOT an illicit discharge?	99%
3. What is the purpose of this annual training?	98%
4. Which of the following are considered pollutants in the Harbor's storm drain system?	98%
5. What should you do if a 20-gallon diesel spill happens at your facility?	99%
6. Where can you find BMPs to fit activities at your facility?	98%
Statistical Analysis	
Average Score	99%
Results breakdown	
Answered 6/6 correctly	93%
Answered 5/6 correctly	7%
Feedback	
Attendees that felt they had a positive experience at the training	78.6%
Attendees that felt they did not have a positive experience at the training	3.2%
Attendees that left the question blank.	18.3%

BMPs – Best Management Practices

As a part of the tenant outreach program, the TEMY award program continued for the third consecutive year in order to provide incentive for tenant environmental managers to create positive change within their organizations. Not only does it create positive reinforcement for the organization and individual receiving the award, it demonstrates to the remaining tenants that positive change is achievable and provides concrete examples of solutions that are realistic and affordable. The award is presented with a letter that is signed by the Governor of the State of Hawaii. This year, Mr. Edward Au of GLP Asphalt, LLC received the award in the medium/high risk category and Mr. Thomas M. Crescenzi of Aloha Cargo Transport received the award in the low risk category. A copy of the letter from the Governor and the award certificate is included in Appendix F.

Harbors Division has maintained a hotline for stormwater information and discharge reporting since October 22, 2009. Please see BMP Table 2-1. The hotline is reachable by dialing (808)-587-1962, a direct line to HAR-EE. HAR-EE maintains records of calls, follow-up inspection dates and findings, enforcement actions taken, and resolutions using the HAR-EE Stormwater Hotline Occurrence Tracking (SHOT) Form. A blank copy of this form is included in Appendix G. SHOT form entries are compiled into a SHOT Database, which is included in Appendix H.

BMP Table 2-1 Tenant Education and Outreach

Goals: 1) Generate tenant awareness of stormwater pollution.
2) Engage tenant interest in preventing stormwater pollution.
3) Promote positive tenant behavior changes that reduce pollution or opportunities for pollution.

Activity	Evaluation Indicators	Milestones	Date Performed	Action Performed by	Status/ Comments
Update mailing items as outreach and education problem areas are identified and recorded	Percentage of problem areas in education/ outreach addressed by updated materials	100% of identified problem areas updated	August 2013	Weston Solutions, Inc. (Weston), HAR-EE	100% of problem areas identified were addressed by two BMP fliers covering Building Power Washing and Sidewalk/Walkway Power Washing
	Percentage of tenants' feedback about the updates that are positive	At least 50% of feedback positive	Not Applicable (NA)	HAR-EE	78.6% of tenants felt positively about material presented at the training.
Review Tenant Self Inspection (TSI) responses from tenants	Percentage of tenants responsive to the TSI Form	Greater than 90% of tenants	NA	HAR-EE	This program was replaced in 2012 by the inspection program.
Mail educational materials and reporting contacts to tenants	Number of educational materials distributed	100% of tenants received educational materials and reporting contacts	August 2013	HAR-EE	Distributed to tenants during Aug 28 and 29 training.
	Responses on TSI Form show improvement in stormwater awareness	Completeness of TSI forms increasing from previous year	Continuous	HAR-EE	This program was replaced in 2012. Stormwater awareness is now measured through facility inspection interviews.
Establish a reporting/ complaint tracking system to log response & enforcement activity	Create a hotline system for reporting violations and answering questions	Create and maintain one hotline number	October 22, 2009	HAR-EE	Hotline established.
	Number of informational inquiries and reports received via hotline	Number of inquiries and reports increased from previous year	On-going	HAR-EE	19 reports received/observations made by HAR-EE for both harbors. Although the number of calls is four less than 2012, this shows that the hotline is in place and functioning.

Goals: 1) Generate tenant awareness of stormwater pollution. *2) Engage tenant interest in preventing stormwater pollution.* *3) Promote positive tenant behavior changes that reduce pollution or opportunities for pollution.*					
Activity	**Evaluation Indicators**	**Milestones**	**Date Performed**	**Action Performed by**	**Status/ Comments**
	Number of hours to respond to complaint from time call is received	Respond to all reporting/complaints within 24 hours to minimize water quality impacts or recurrent dumping	On-going	HAR-EE	Harbors responds immediately upon receiving report.

BMP – Best Management Practice
HAR-EE – Harbors Engineering Environmental Section
NA – Not Applicable
TSI – Tenant Self-Inspection

2.2 GENERAL PUBLIC EDUCATION AND OUTREACH

Public education aims to create awareness and prompt behavioral changes. Equipped with information, the public will be less likely to contribute to water pollution as they will be able to make informed choices. Educating the public with this knowledge and contact information for appropriate authorities will increase the likelihood that a violation or accidental release will be reported. The responsibility for tenant and public education falls under HAR-EE.

Public education activities in 2013 included community volunteer activities for picking up trash and stenciling "No Dumping" or similar messages near storm drains in common areas of Honolulu Harbor. As part of the *Great American Cleanup* on June 26, 2013, members of Harbors Division, tenants, a volunteer organization, and members of the community volunteered for this activity. Harbors Division, along with three tenants, Marisco Ltd., The Phoenician, and Wikoliana Educational Excursions, provided funding for the event. Data were collected about the origins of trash picked up during the activity. Of a total of 1,673 items picked up at Piers 5, 6, and 35 through 38, 20.6% were from shoreline and recreational activities, 7% were from ocean and waterway activities, 77.2% were from smoking-related activities, and 0.1% were from dumping activities. 76.4% of items found were from Piers 5 and 6. Please see BMP Table 2-2.

In response to the data collected during the *Great American Cleanup*, Harbor Division sponsored an advertisement in the Honolulu Star Advertiser on November 8, 2013. The advertisement showed the statistics from the collected data and urged community members to report activities with the potential to affect stormwater quality.

The Harbors Division stormwater website provides information about water quality issues, emergency reporting numbers, and links to useful sections of the USEPA website. Please see BMP Table 2-2. The website can be accessed at http://hidot.hawaii.gov/harbors/library/storm-water-management/.

BMP Table 2-2 General Public Education and Outreach

Goals: 1) Generate tenant awareness of stormwater pollution.
2) Engage tenant interest in preventing stormwater pollution.
3) Promote positive tenant behavior changes that reduce pollution or opportunities for pollution.

Activity	Evaluation Indicators	Milestones	Date Performed	Action Performed by	Status/ Comments
Post or construct signage at visible public locations	Visible areas posted with "No Dumping" signs	Signs are hung at additional visible public locations	Continuous	Tenants and HAR-O	Tenants were instructed to post "no washing" signs where water spigots are located during inspections and HAR-O is installing "No Dumping" signs.
	Storm drains stenciled with "flows to ocean"	Number of drains stenciled	June 26, 2013	HAR-EE, volunteers, HAR-O	Storm drains within common areas on Piers 5, 6, and 35-38 were stenciled with "dump no waste", HAR-O continues to stencil drains at Honolulu Harbor
	Track the amount of inappropriate materials dumped and correlate this data to the timing of public sign posting to gauge any change of public behaviors over time	The amount of polluting material generated by dumping or discarding has been reduced	On-going	HAR-EE, HAR-OM	Dumped batteries have decreased from 65 to 37. Dumped E-waste has decreased from 85 items to 77 items.
Create/update runoff water quality presentations on Harbors Division website	Create/update presentation and post to website	Presentation is posted	August 2013	Weston/ HAR-EE	2013 presentation uploaded to website.
Measure dissemination and effectiveness of water quality presentation	Percentage increase in presentation viewing, measured by number of hits on presentation website	Increase viewing from previous year	To Be Determined (TBD)	HAR-EE; HAR-SI	78.6% of training attendees felt positively about the training. Table 2-2 summarizes the quiz effectiveness. The presentation is available on the harbors website.

Goals: 1) Generate tenant awareness of stormwater pollution. 2) Engage tenant interest in preventing stormwater pollution. 3) Promote positive tenant behavior changes that reduce pollution or opportunities for pollution.					
Activity	**Evaluation Indicators**	**Milestones**	**Date Performed**	**Action Performed by**	**Status/ Comments**
Set up and solicit a volunteer cleanup or storm drain stenciling activity	Participation in activities.	At least one of the listed activities	June 26, 2013	Harbors Division	Volunteer activity conducted.
	Number of employee and public participants	An increase in participation from previous year	July 3, 2012	Harbors Tenants, Weston, the public	Two HAR-EE employees, two employees from Weston, two harbor tenants, and 24 members of the public volunteered
Post public awareness advertisement in local newspaper or magazine to educate the general public on stormwater pollution control	Number of advertisements sponsored	One per year	November 8, 2013	HAR-EE, Weston	An advertisement was placed in the Honolulu Star Advertiser in section A12. Please see Appendix I.

E-Waste – Electronic Waste
HAR-EE – Harbors Division Engineering Branch Environmental Section
HAR-O – Harbors Division Oahu District
HAR-OM - Harbors Oahu District Maintenance Section
HAR-SI - Harbors Management Information Systems
NA – Not Applicable
TBD – To be determined

2.3 VESSEL OPERATORS EDUCATIONAL PROGRAM

Outreach to vessel operators docking at Harbors Division facilities ensures awareness of potential pollutant sources associated with vessel operation in the harbor, including vessel equipment wash water and polluted deck wash-down water, and vessel maintenance.

Marine Cargo Specialists monitor loading and unloading procedures for the major vessels in the Harbor. Their duties include tracking compliance with various aspects of the process including stormwater pollution control compliance. Please see BMP Table 2-3.

BMP Table 2-3 Expand the Educational Program to Vessel Operators

Goal: Minimize discharge of pollutants to receiving waters within the harbors					
Activity	**Evaluation Indicators**	**Milestones**	**Date Performed**	**Action Performed by**	**Status/ Comments**
Marine Cargo Specialists will Monitor ship cargo loading and unloading to prevent discharges of pollutants	Frequency of monitoring activity at loading/unloading zones	Increasing frequency	On-going	HAR-O; Marine Cargo Specialists; Harbor Agents	Marine Cargo Specialists continue to monitor ship cargo loading and unloading.
	Number of Marine Cargo Specialist Attending Annual Stormwater Training	Increasing attendance	September 6, 2013	HAR-O; Marine Cargo Specialists; Harbor Agents	Training conducted in 2013.
	Number of actions taken as a result of loading and unloading monitoring	For informational purposes	On-going	HAR-EE; Marine Cargo Specialists; Harbor Agents	Actions are taken and deficiencies mitigated onsite.
Develop and maintain inventory of ships agents responsible for tracking vessel operators and provide educational materials	Percentage of ships agents in inventory	100% of ships agents identified	On-going	HAR-OC	Inventory maintained by HAR-OC
	Percentage of ships agents receiving educational materials	100% of ships agents received materials	September 6, 2013	HAR-EE; HAR-OC	Educational materials distributed in training.

HAR-EE – Harbors Division Engineering Branch Environmental Section
HAR-O – Harbors Division Oahu District

2.4 INSPECTION AND PROGRESSIVE ENFORCEMENT PROGRAM

A tenant inspection and enforcement program was originally created as part of Harbors Environmental Management System (EMS). This program has been further developed under Harbors SWMP, and currently is under review by EPA and HDOH. This program identifies and keeps track of Harbors tenants and ensures they comply with environmental provisions contained in their lease agreement(s) and TRPs. As part of the program, the inventory of businesses and industries currently operating at the Harbor and subject to inspection has been updated (Appendix C).

Harbors continued conducting inspections of its tenants in 2013 with the inspection of 113 tenant facilities. This inspection and outreach to commercial and industrial tenants were conducted to ensure the following:

- ✓ Continually evaluate where outreach efforts should be focused;
- ✓ The facility operator has been made aware of stormwater pollution prevention requirements and the consequences of non-compliance;
- ✓ The facility operator is in compliance with environmental provisions contained in tenant lease agreement or TRPs;
- ✓ Unauthorized non-stormwater discharges do not occur at the facility; and
- ✓ Illicit connections are not present at the facility.

Inspections have been conducted to determine tenants' relative risk and corresponding inspection frequency. Inspection frequency is determined by a numerical score that is calculated based on criteria listed in an inspection checklist. Inspection checklists for low-risk and medium/high-risk tenants are included in Appendix J.

Harbors Division continues to respond to violations observed during these inspections in accordance with the SWMP and the *Draft Tenant Inspection Manual (TIM) Version 5.0*, dated December 2013. The Draft TIM was under review by HDOH at the time of this report and is included in Appendix K. Inspection findings are continually added to an inspection database maintained by Harbors Division. The database includes inspection dates, attendees, inspection findings, follow-up inspections, and enforcement actions; assists Harbors Division in assessing where efforts should be focused; and documents procedures should escalation of enforcement actions be required. An additional feature of the electronic inspection checklist is that inputted data is automatically recorded in an online database.

Overall, the majority of the tenants showed a willingness to cooperate and improve compliance with stormwater regulations and the Harbor's SWMP. In the event that illicit discharges, such as sinks that discharge onto paved surfaces or vehicle washing without proper procedures, controls, or approval by Harbors Division, tenants are told to immediately discontinue the activity and take measures to prevent the activity in the future until an approved method is proposed and approved by Harbors Division. Progressive enforcement actions are used with recalcitrant tenants. Enforcement actions are further discussed in Section 4.2.4.

BMP Table 2-4 Inspection and Progressive Enforcement Program

Goal: Identify, track, inspect and ensure compliance with the Harbor Division's tenant lease agreements and TRPs					
Activity	**Evaluation Indicators**	**Milestones**	**Date Performed**	**Action Performed by**	**Status/ Comments**
Update inventory of businesses and industries currently operating at the Harbor	Frequency of inventory update	Inventory should be updated as inspections take place.	On-going	Harbors Division	Inventory is updated and included in Appendix C.

Goal: Identify, track, inspect and ensure compliance with the Harbor Division's tenant lease agreements and TRPs					
Activity	**Evaluation Indicators**	**Milestones**	**Date Performed**	**Action Performed by**	**Status/ Comments**
Create/update database to record and track tenant inspection findings, enforcement actions, and resolutions.	Database is created and functional	100% of inspections are recorded in the database.	January 2012	HAR-EE	The database was created in May 2012 and is located at Harbors Division office.
Conduct initial inspection at all commercial and industrial tenant facilities	Percentage of commercial and industrial tenant facilities inspected	100% for 2012	Throughout 2013	HAR-EE, Weston,	113 of 149 (75.8%) of Harbors Division tenants were inspected in 2013. Remaining tenants are inspected once every five years because of their low relative risk.
Add inspection findings and enforcement taken to database	Number of sites for which inspection findings, enforcement actions, and resolutions are added to database	100% of sites	On-going	HAR-EE	Eight enforcement actions added to database.

HAR-EE – Harbors Division Engineering Branch Environmental Section
WESTON – Weston Solutions, Inc.

This page intentionally left blank.

3.0 PUBLIC INVOLVEMENT/PARTICIPATION

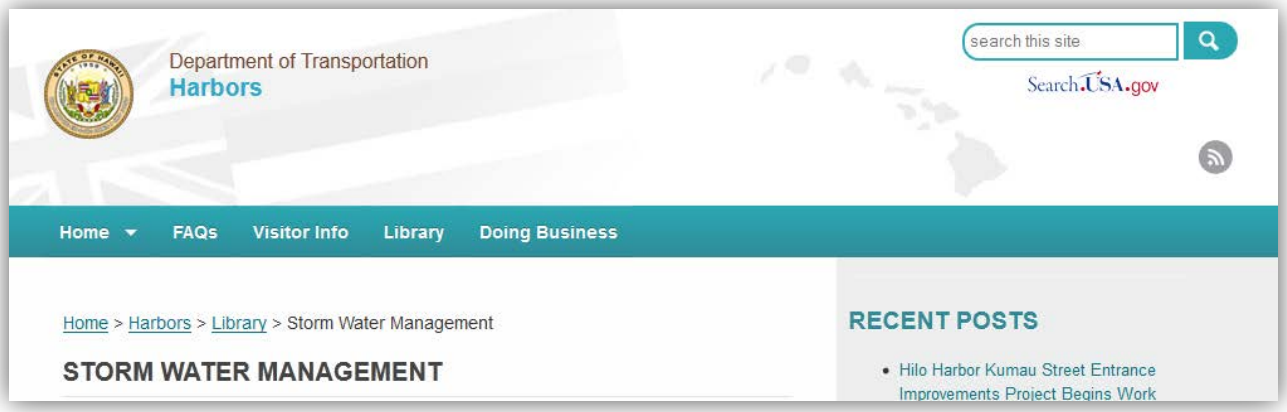

http://hidot.hawaii.gov/harbors/library/storm-water-management/

Permit Requirements

HAR, Chapter 11-55, Appendix K, Part 6(a)(2). Include users of the permittee's small municipal separate storm sewer system in developing, implementing and reviewing the stormwater management plan;

3.1 RECEIVE PUBLIC FEEDBACK ON SWMP

Public participation is intended to raise public consciousness of water quality issues, to create a sense of responsibility for water quality, and to lessen the likelihood that members of the public will commit actions that may lead to water quality degradation.

Public awareness of stormwater quality issues is targeted to solicit comment by informed members, which may lead to a better and more effective plan and implementation. Harbors Division has invited public involvement and participation during the previous NGPC term by posting the SWMP to the Harbors Division website and notifying tenants during training.

The SWMP is currently under revision. When the SWMP is ready for public comment, Harbors Division will post it on the website and solicit comments. Received comments will be tracked and changes will be implemented where necessary or improvements can be made. Please see BMP Table 3-1.

BMP Table 3-1 Receive Public Feedback on SWMP

Goal: To raise public consciousness of water quality issues, to create a sense of responsibility for water quality, and to lessen the likelihood that members of the public will commit actions that may lead to water quality degradation.					
Activity	**Evaluation Indicators**	**Milestones**	**Date Performed**	**Action Performed by**	**Status/ Comments**
Ensure notification to harbor tenants of SWMP development capability	Percentage of tenants notified	100% of tenants notified	August 28 and 29, 2013	HAR-EE	Tenants notified during training and SWMP posted to website.

Goal: To raise public consciousness of water quality issues, to create a sense of responsibility for water quality, and to lessen the likelihood that members of the public will commit actions that may lead to water quality degradation.					
Activity	**Evaluation Indicators**	**Milestones**	**Date Performed**	**Action Performed by**	**Status/ Comments**
Post the Draft SWMP to the Harbors website during public comment window	Number of people who viewed the SWMP online	Increasing from previous year	On-going	HAR-EE; HAR-SI	Current SWMP posted and revised SWMP will be posted when completed. No comments received to date.
	Number comments received for SWMP revision	Increasing from previous year	On-going	HAR-EE; HAR-SI	No comments received to date.
Develop system for tracking comments and change produced by comments	Percentage of comments tracked	100% of comments tracked	NA	HAR-EE	No comments received to date. System for comment tracking will be updated as comments are received.

HAR-EE – Harbors Division Engineering Branch Environmental Section
HAR-SI - Harbors Management Information Systems
NA – Not Applicable
SWMP – Stormwater Management Plan

4.0 ILLICIT DISCHARGE DETECTION AND ELIMINATION



Kaunakakai Harbor, Hawaii. February 2006.

Permit Requirements

HAR Chapter 11-55 Appendix K Part 6.(a)(3). Develop, implement and enforce a program to detect and eliminate illicit discharges that at a minimum includes the following:

(A) Establishment of rules, ordinances or other regulatory mechanism, including enforcement procedures and actions, that prohibit non-stormwater discharges, except those listed in section 1 that do not cause or contribute to any violations of water quality standards, into the permittee's small municipal separate storm sewer system,

(B) Procedures to detect and eliminate illicit discharges (as defined in 40 Code of Federal Regulations (CFR) Section 122.26(b)(2)),and

(C) Compilation of a list of non-stormwater discharges or flows that are considered to be significant contributors of pollutants and the measures to be taken to prevent these discharges into the permittee's small municipal separate storm sewer system, or reduce the amount of pollutants in these discharges.

4.1 REGULATORY MECHANISMS IN-PLACE

Existing rules and ordinances that prohibit non-stormwater discharges are in place and include the following citation from HAR Title 19, Chapter 42, Section 127: no person shall "place, throw, deposit, or discharge, or cause to be placed, thrown, deposited, or discharged into the waters of any harbor, river or shore waters of the State any litter, or other gaseous, liquid or solid materials which render the water unsightly, noxious or otherwise unwholesome so as to be detrimental to the public health and welfare or a navigational hazard. No person shall discharge oil sludge, oil refuse, fuel oil or molasses either directly or indirectly, or pump bilges or ballast tanks containing other than clean water into the waters of any harbor, river or into any shore waters in the State."

The rules are made enforceable by Title 19, Chapter 41 Section 12 which grants the HAR the full force and effect of law pursuant to sections 266-2, 266-3, 266- 4, and 266-25, Hawaii Revised Statutes (HRS). The enforcement of these rules shall also be pursuant to the provisions of section 26-14.6, HRS. The violation of these rules shall be subject to penalties as set forth in section 266-25, HRS, and the Harbors' TIEP.

Further, HAR Title 19 Chapter 42 Section 15 requires compliance with Federal, State, and County laws, ordinances and rules, and in particular rules of the HDOH pertaining to air and water pollution.

TRPs and tenant lease agreements incorporate language which requires compliance with all stormwater quality regulations. Copies of "Lease Agreement Addendum 1, Environmental Compliance - Lessee's Duties" and an excerpt from the Standard Revocable Permit form, "Section 26. Special Terms and Conditions, Environmental Compliance - Permittee's Duties" are provided in the SWMP and Appendix B of this report.

4.2 ILLICIT DISCHARGE DETECTION AND ELIMINATION PLAN

Harbors Division has developed an Illicit Discharge Detection and Elimination (IDDE) program as part of its SWMP in an effort to eliminate discharges that the established storm drainage system is not designed to accept, process, or discharge. The IDDE program is comprised of two inspection programs: the outfall reconnaissance inventory (ORI) and tenant inspections. Both programs are designed to detect the sources of illicit discharges and escalate the finding to the appropriate enforcement mechanisms. The ORI is discussed in Section 4.2.2 and the tenant inspection is discussed in Section 4.2.4.

4.2.1 Update Storm Sewer System Map

The most up-to-date MS4 outfall maps are included as Appendix L of this document. The map shows outfall locations, drain and piping locations, outfall IDs, and areas that are too dangerous to perform dry-weather inspections. Sources of non-stormwater discharges were identified in the dry-weather ORI and documented in Appendix M. Please see BMP Table 4-1.

BMP Table 4-1 Update Storm Sewer System Map

Goal: Develop a comprehensive infrastructure map of the MS4 storm drain system					
Activity	**Evaluation Indicators**	**Milestones**	**Date Performed**	**Action Performed by**	**Status/ Comments**
Update outfall maps to identify sources of outfall discharges and outfall conditions	Percentage of outfalls that have sufficient, up-to-date information	100% of outfalls	December 2013	HAR-EE, WESTON	Outfall maps were updated in 2013 to include areas too dangerous for dry-weather inspections.
	Sources of outfall discharges identified	100% of sources identified	May 28-30, 2013 and July 11, 2013	HAR-EE, WESTON	Outfall discharges identified in reports. See Appendix M.

HAR-EE – Harbors Division Engineering Branch Environmental Section
WESTON – Weston Solutions, Inc.

4.2.2 Outfall Reconnaissance Inventory

An annual dry weather ORI was performed from May 28 to 30, 2013 at Piers 32, 35, 36, 37, 38, 44/45, and 52 by HAR-EE and WESTON and on July 11, 2013 at Keehi Industrial Park by WESTON. Please see BMP Table 4-2. The intent of the ORI was to identify, prevent, or stop Non-Stormwater Discharges (NSWD). The ORI was performed at low tide and describes outfall conditions, flow characteristics, and descriptions of the surrounding areas.

A summary of the outfall inspections is provided in Table 4-1. Maps of the Honolulu Harbor and KBPH outfalls are included as Appendix L. The ORI documentation is included as Appendix M. Important sections of the ORI form are highlighted below:

- ✓ The location of the outfall;
- ✓ Date of the inspection;
- ✓ Qualitative measurement of flow at the outfall;
- ✓ Notes that include observations of conditions, surroundings, ocean life, etc.; and
- ✓ Overall characterization of outfall risk.

Outfalls where two or more indicators of illicit discharged were investigated further. When possible, flow was tracked upstream to its source. Outfalls were re-characterized based upon the 2013 observations.

Table 4-1 Dry-Weather Outfall Inspection Summary

Outfall ID	Date	Observations	Characterizations	Follow-Up
P32-02	5/31/13	Outfall not accessible. Inspection is based on inlet observations. Sediment was observed entering the inlet.	Obvious	Sediment from parking area was flowing into upstream trench drain.
P35-03	5/31/13	Odor-easily detected; Styrofoam balls present on high water mark.	Obvious	Upstream investigation showed no evidence of Styrofoam balls. The source could not be identified. Look for recurrence and potential source in future inspections.
P36-01	5/30/13	Green benthic growth	Unlikely	Particulates are not always being completely caught by filter. Further follow-up with Hawaiian Ice required. Conduct during tenant inspection.
P37-01	5/30/13	Flow observed. Brown algae	Unlikely	Upstream investigation revealed that the source of flow was air conditioning condensate (an allowable discharge).
P38-01	5/30/13	Red algae growth	Unlikely	None required. Dye testing confirmed upstream inlet connectivity.
P38-04	5/30/13	Prolific mangrove growth	Unlikely.	None required.
P44/45-03	5/31/13	Flow observed.	Unlikely	Upstream investigation revealed source to be air conditioning condensate (an allowable discharge).
P52-01	5/28/13	None.	Unlikely	None required.
KIPA-01	7/11/13	Slight cloudiness and trash present in outfall.	Obvious	Investigator spoke with a representative of Ryan's Concrete, who conveyed that asphalt with the potential to cause an illicit discharge would be moved immediately.

Outfall ID	Date	Observations	Characterizations	Follow-Up
KIPA-02	7/16/13	Cloudiness, outfall damage, fish, garbage, and green benthic growth were observed.	Potential	Upstream investigation did not identify illicit discharge. Continue to survey upstream in future events.
KIPA-03	7/11/13	Trash, small fish present, aggregate.	Unlikely	None required.

BMP Table 4-2 Outfall Reconnaissance Inventory

Goal: Establish and carry out procedures to identify and remove illicit discharges					
Activity	**Evaluation Indicators**	**Milestones**	**Date Performed**	**Action Performed by**	**Status/ Comments**
Dry weather visual inspection of outfalls	Percentage of outfalls inspected	100% of outfalls inspected on-time	May and July 2013	HAR-EE, WESTON	11 high-risk outfalls were inspected at Honolulu Harbor. None were inspected at KBPH because none were high-risk in previous years. See Appendix M for reports.
Wet weather inspections of outfalls	Percentage of outfalls inspected	20% of outfalls inspected on-time	NA	HAR-EE, WESTON	Wet weather ORI not completed due to safety and accessibility concerns. Harbors is currently revising program to allow for land based inspections during wet weather.
Collect and analyze reports of illicit discharges.	Number of apparent illicit discharges reported	100% of illicit discharges found	Throughout 2013	HAR-EE, WESTON	Two illicit discharges were found and followed up on. See Appendix M.
Input inspection findings into database.	Percentage of findings input into database	100% of findings	January 2013	HAR-EE, WESTON	100% of ORI findings input into database. See Appendix M.
Ensure proper measures and controls are implemented to mitigate pollutants in permitted NSWDs.	Number of permitted NSWDs found that lack proper controls	Reduced from previous year	NA	HAR-EE, WESTON	No permitted NSWDs exist to date.

Goal: Establish and carry out procedures to identify and remove illicit discharges					
Activity	**Evaluation Indicators**	**Milestones**	**Date Performed**	**Action Performed by**	**Status/ Comments**
Document these controls in a database with tenant information and Tax Map Key (TMK).	Percentage of permitted NSWDs recorded in database	100% of identified permitted NSWDs	NA	HAR-EE, WESTON	NA

HAR-EE – Harbors Division Engineering Branch Environmental Section
NA – Not Applicable
NSWD – Non-Stormwater Discharge
TMK – Tax Map Key
WESTON – Weston Solutions, Inc.

4.2.3 Illicit Discharge Reporting

Harbors District personnel report illicit discharge incidents by calling the stormwater reporting hotline. These incidents are recorded in the SHOT database, included in Appendix H. 14 calls were placed by Harbors Division employees in 2013. Suspected illicit discharges may also be reported on the Suspected Illicit Discharge Reporting Form, included in Appendix N. Please see BMP Table 4-3.

BMP Table 4-3 Illicit Discharge Reporting

Goal: Encourage public education and involvement in eliminating illicit discharges					
Activity	**Evaluation Indicators**	**Milestones**	**Date Performed**	**Action Performed by**	**Status/ Comments**
Collect violation reports from the Marine Traffic Control Center	Percentage of violations reported	100% of violation reports collected	Continuous	HAR-EE	Follow up conducted for each report, when necessary. Please see Appendix H.
Record report of illegal discharge incidents	Keep Marine Cargo Specialist inspection reports on-file.	100% of Pier inspection reports are kept	Continuous	Harbors Operations Section	Reports are maintained.
Establish the illicit discharge/illegal dumping hotline	A hotline for citizens to report illegal dumping and suspicious discharges will be established in the first year. (See BMP Table 2-1)	Establish one hotline	Oct 22, 2009	HAR-EE	Completed

Goal: Encourage public education and involvement in eliminating illicit discharges					
Activity	**Evaluation Indicators**	**Milestones**	**Date Performed**	**Action Performed by**	**Status/ Comments**
Determine effectiveness of hotline	Number of illicit discharge/illegal dumps reported by citizens	Increasing from previous year	On-going	HAR-EE	Four calls placed by citizens and follow-up conducted (all reports not originated by Harbors Division employees).
	Number of illicit discharges prevented or stopped due to call to hotline	Increasing from previous year	On-going	HAR-EE	Five illicit discharges prevented or mitigated.
Advertise hotline	The hotline will be advertised on an insert in each TSI mailing and on all stormwater pollution prevention signage	Hotline advertised in training	August 2013	HAR-EE	The hotline was advertised in the tenant training and mailing.

BMP – Best Management Practice
HAR-EE – Harbors Division Engineering Branch Environmental Section
TSI – Tenant Self-Inspection

4.2.4 Inspection and Enforcement Plan

Harbors conducted inspections of tenant facilities in 2013. Of the 149 tenants at the Honolulu Harbor and KBPG, 113 were inspected in 2013.

When illicit discharges are observed, enforcement actions are taken. All illicit discharges are recorded in an Illicit Discharge Database maintained at Harbors Division and included in Appendix O.

Tenant inspection reports are generated and sent to each tenant for timely and detailed feedback. In addition to communicating enforcement actions, Harbors Division hopes that information provided in the inspection reports will assist tenants in improving their practices and, therefore become more environmentally responsible. A typical inspection report contains the following:

- ✓ An explanation the objective of the inspections;
- ✓ Tenant contact information;
- ✓ Facility description;
- ✓ A list of potential pollutant sources;
- ✓ A description of stormwater flow throughout the site;
- ✓ A summary of inspection observations;
- ✓ A tenant risk ranking;
- ✓ Any required follow-up actions; and

- ✓ A photo log documenting deficiencies and good practices.

Inspection observations include industrial activity, petroleum and solvent storage quantities, mode of storage, potential pollution sources, a description of site drainage, observed BMPs, and required BMPs.

Each tenant was ranked based on their potential to contribute pollutants to the environment. See BMP Table 4-4. The results of the tenant risk rankings will be reevaluated for accuracy with each inspection. The tenant's ranking determines the frequency of inspection according to the TIEP. High risk tenants are inspected twice per year, medium ranking tenants are inspected annually, and low ranking tenants are inspected once every five years. Risk rankings and corresponding inspection frequencies will be determined following the inspection of all Harbors tenants currently being concluded.

When an illicit discharge is determined to have taken place, appropriate action is taken against the responsible parties according to the TIEP. This document establishes specific inspection procedures, enforcement tools, and the progressive escalation of enforcement actions with regard to the severity of the illicit discharge and the recalcitrance of the tenant.

A letter is sent to each recalcitrant tenant or tenant that is found to have poor practices to the extent that there is a potential significant impact to the environment. These letters are signed by the Director of Transportation or Deputy Directory of Harbors Division and strongly convey that failure to meet the requirements of the letter can result in fines or termination of the tenant's revocable permit. The letter requires response within a given timeframe, depending on the severity of the action. These enforcement letters are summarized in Table 4-2 and included in Appendix P.

Harbors Division maintains records, including inspection reports, warning letters, notices of violation, resolutions, and other enforcement records, demonstrating its good faith effort to bring tenant facilities into compliance with applicable requirements.

Table 4-2 Summary of Enforcement Actions

Date of Enforcement	Tenant	Summary of Enforcement Action
7/15/13	Marisco, Ltd.	The letter required follow-up actions to be conducted as a result of a routine inspection. The follow-up actions included container labeling, vehicle/equipment maintenance, and sweeping.
7/17/13	Fresh Island Fish Company, Inc.	The letter required follow-up actions to be conducted as a result of a routine inspection. The follow-up actions included submitting a Permit for Connection to the small MS4 and submission of additional information regarding an on-site trench drain and improving BMPs relating to oily equipment storage, maintenance logs, waste containment, spills and stains, spill kits, Harbors training, and the Harbors hotline.
7/24/13	Pacific Shipyards International, LLC	The letter required follow-up actions to be conducted as a result of a routine inspection. The follow-up actions included rectifying a sink that discharged to ground surface, providing monitoring for dry-dock wastewater, and implement BMPs relating to oily equipment ,hazardous materials and waste storage, pollution prevention, housekeeping, and Harbors training.

Date of Enforcement	Tenant	Summary of Enforcement Action
7/29/13	Friends of Hokule'a & Hawai'iloa	The letter required follow-up actions to be conducted as a result of a routine inspection, which determined that the facility poses potentially significant threats to the environment. Hazardous materials were stored that are not permitted by the TRP, hazardous material storage can be improved based on the high water mark during floods, fiberglass shavings must be cleaned up prevent illicit discharges, and the premises must be kept orderly.
7/29/13	Kirby Offshore Marine, LLC	The letter required follow-up actions to be conducted as a result of a routine inspection, including rectifying hazard material storage outside the scope of the TRP and implementing BMPs relating to hazardous materials, spill response, general housekeeping, and Harbors training.
7/29/13	Nanakuli Neighborhood Housing Services, Inc.	The letter required follow-up actions to be conducted as a result of a routine inspection including rectifying hazard material storage outside the scope of the TRP, removing salvaged equipment/vehicles from the site, implementing BMPs relating to container labeling, maintenance logs, posting the Harbors Environmental Hotline number, and improving cleanliness.
8/1/13	Ohai, Leo A.	The letter required follow-up actions to be conducted as a result of a routine inspection, which determined that the facility poses potentially significant threats to the environment. Hazardous materials were stored that were not permitted by the tenant lease and evidence of illicit discharges from four sources were observed. Other issues such as preventive maintenance, oily equipment, storage of used batteries, labeling, waste disposal, and Harbors training were conveyed to the tenant.
9/11/13	Hawaiian Catamaran and Multihull Design	The letter required follow-up actions to be conducted as a result of a routine inspection, which determined that the facility poses potentially significant threats to the environment. Deficiencies included those related to structural compliance, unpermitted operations, hazardous waste containment, and hazardous material storage, which are all outside the scope of the tenant's TRP. The letter asks the tenant to also improve BMPs pertaining to labeling, vehicle/equipment/vessel washing, battery storage, general housekeeping, the Harbors environmental hotline, and Harbors training.

BMP – Best Management Practice
MS4 – Municipal Separate Storm Sewer System
TRP – Tenant Revocable Permit

BMP Table 4-4 Inspection and Enforcement Plan

Goal: Eliminate illicit discharges through inspection and enforcement.					
Activity	**Evaluation Indicators**	**Milestones**	**Date Performed**	**Action Performed by**	**Status/ Comments**
Establish/update ranking of tenants according to Inspection and Enforcement Manual	Percentage of tenants ranked	100% of tenants ranked	January 2012 and on-going	HAR-EE	Risk rankings of 149 tenants completed.
Perform initial investigation upon discovery or notification of a suspected illicit discharge or connection.	Percentage of reports investigated	100% investigated	On-going	HAR-EE	100% of reported illicit discharges investigated.
Follow up investigation of illicit discharge	Percentage of investigations followed up	100% follow up	On-going	HAR-EE	100% of required follow ups performed.
If enforcement action has taken place, perform follow up inspection within two weeks of initial inspection	Same as above	Same as above	On-going	HAR-EE	Follow up conducted during tenant inspections.
Initiate investigation of complaints transmitted by HDOH regarding facilities within its jurisdiction	Percentage of reports investigated	100%	NA	HAR-EE	No complaints received from HDOH.

HAR-EE – Harbors Division Engineering Branch Environmental Section
HDOH – Hawaii Department of Health
NA – Not Applicable

4.2.5 Employee Training

Harbors Division annually provides initial and refresher NPDES training to key personnel to instruct personnel at different levels of responsibility, including Harbors Oahu District Management, Operations, Maintenance, and Enforcement personnel, concerning the components and goals of the SWMP. Please see BMP Table 4-5. A general employee training workshop was conducted on September 6, 2013 and a separate training workshop was conducted with members of the Harbor Police on October 21, 2013. The instruction addresses the following areas:

- ✓ Regulatory requirements,
- ✓ HDOT Harbors Organizational Structure
- ✓ IDDE for construction and tenants,
- ✓ Record keeping, and
- ✓ BMPs.

A quiz was administered to gauge the effectiveness of the presentation and to ensure that attendees remained for the entire presentation. The presentation, employee attendance record, and the completed quizzes are provided as Appendix Q.

A statistical analysis of the quiz results was performed to gauge the effectiveness of the employee training program and to determine which topics should be covered more in-depth in future trainings. Overall, the quiz showed that outreach efforts are being very effective. The results showed that 94% of the 16 attendees answered five out of the five questions correctly. The remaining 6% answered four out of five correctly. The question with the lowest number of correct answers was question 2, pertaining to illicit discharges, which was answered at a rate of 94% correct.

Feedback on whether or not the training was viewed positively was solicited during the quiz are summarized here: 75% of attendees felt that they learned a lot; 18.8% of tenants wished there was more information; and 6.3% thought they already knew the material. The statistical analysis of the combined quiz results for both the employee general training and Harbor Police training are summarized in Table 4-3.

Table 4-3 Statistical Summary of Quiz Results

Question	Answered Correctly
1. How do you play a valuable role in protecting our State's ecosystem?	100%
2. What is an illicit discharge?	94%
3. What is the purpose of this annual training?	100%
4. Which of the following are considered pollutants in the Harbor's storm drain system?	100%
5. What should you do if you witness a spill at a facility on Harbors property?	100%
Statistical Analysis	
Average Score	99%
Results breakdown	
Answered 5/5 correctly	94%
Answered 4/5 correctly	6%
Feedback	
Attendees that felt they learned a lot.	75.0%
Attendees that felt there was too little information.	18.8%
Attendees that already knew the material.	6.3%

BMP Table 4-5 Employee Training

Goal: Eliminate illicit discharges through training of essential personnel.					
Activity	**Evaluation Indicators**	**Milestones**	**Date Performed**	**Action Performed by**	**Status/ Comments**
Develop stormwater IDDE training materials	Training materials address all relevant IDDE aspects and are up to date	IDDE is addressed	September 6, 2013 and October 21, 2013	HAR-EE, WESTON	Completed. See Appendix Q.
Train all employees who are responsible for identification, investigation, elimination, clean-up, and reporting of illicit connections/ discharges	Frequency of employee training Number of employees trained	Once per year Train all applicable employees	September 6, 2013 and October 21, 2013	HAR-EE, WESTON	Completed

HAR-EE – Harbors Division Engineering Branch Environmental Section
IDDE – Illicit Discharge Detection and Elimination
WESTON – Weston Solutions, Inc.

This page intentionally left blank.

5.0 CONSTRUCTION SITE STORMWATER RUNOFF CONTROL



Drain Inlet Control, Barbers Point. January 2006.

Permit Requirements

HAR Chapter 11-55 Appendix K Part 6.(a)(4). Develop, implement and enforce a program to reduce storm runoff pollutants entering the permittee's small municipal separate storm sewer system from construction activities disturbing one acre or more, including construction activities less than one acre that are part of a larger common plan of development or sale that would disturb one acre or more, that, at a minimum, includes the following:

(A) Establishment of rules, ordinances and other regulatory mechanism, including enforcement procedures and actions, that require erosion and sediment controls,

(B) Requirements for construction site operators to implement appropriate erosion and sediment control best management practices,

(C) Requirements for construction site operators to control waste such as discarded building materials, concrete truck washout, chemicals, litter, and sanitary waste at the construction site that may cause adverse impacts on water quality,

(D) Procedures for site plan review of construction plans which incorporate consideration of potential water quality impacts,

(E) Procedures for receipt and consideration of information submitted by the public,

(F) Procedures for site inspection and enforcement of control measures.

5.1 CONSTRUCTION SITE RUNOFF CONTROL PROGRAM

A Construction Site Runoff Control Program (CSRCP) has been developed for use in 2013 and is included as part of Harbor Division's SWMP in order to establish rules, ordinances, and other regulatory mechanisms in order to:

- ✓ Require stockpiling or immediate access to materials for erosion prevention and sediment control;
- ✓ Require erosion prevention and sediment controls at all construction projects;
- ✓ Require construction site operators to implement appropriate erosion prevention and sediment control BMPs; and

- ✓ Require construction site operators to implement BMPs appropriate for the control of waste and other potential pollutant sources.

The CSRCP includes the following:

- ✓ Construction site plan reviews;
- ✓ Pollution prevention;
- ✓ Source identification;
- ✓ BMP implementation;
- ✓ Construction site inspections;
- ✓ Enforcement measures;
- ✓ Report of non-compliant sites; and
- ✓ Education outreach for construction site operators.

5.1.1 Required Document Review

Harbor Division's CSRCP applies to all construction projects existing within its jurisdiction, regardless of size or ownership of the construction site or activity.

Each section of the Harbors Division Engineering Branch, including Planning, Design, Construction, Maintenance, and Environmental, reviews subsets of construction plans specific to their department for potential stormwater impacts. The Harbors Division Engineering Branch (HAR-E) reviews construction plans for potential stormwater quality impacts, and drainage connection and discharge permit applications. Harbors Division ensures that plans reflect the actual site conditions. Reviews at this stage are recorded in a database at HAR-EE. A summary of the project review database is provided in Table 5-1.

Table 5-1 Summary of Project Plans and Specifications Reviews

Date	Project No.	Location	Project Description
1/2/13	HC 10519	Pier 37 Honolulu Harbor	Electrical and Structural Repairs
1/4/13	HC 10522	Pier 51B, 52, and 53 Honolulu Harbor	FY13 One-Year Maintenance Contract for Pavement Repairs
1/7/13	HC 10523	Pier 51A Honolulu Harbor	FY13 One-Year Maintenance Contract for Pavement Repairs
1/9/13	HC 90070	HAR-EE Honolulu	Procurement Contract for Professional Services
2/11/13	HC 10370	KMR	Demolition of Structures
2/20/13	HC 10515	Pier 31 Honolulu Harbor	Pier 31 Shed Demolition (90% Submittal)
3/5/13	HC 10515	Pier 31 Honolulu Harbor	Pier 31 Shed Demolition (Revised 100% Submittal)
3/14/13	HC 10370	KMR Honolulu Harbor	Demolition of Structures (90% Submittal)
3/20/13	HC 10528	Pier 27 Honolulu Harbor	Structural Repairs
3/25/13	HC 10508	Pier 39 Honolulu Harbor	Sheet Pile and Fender Repairs

Date	Project No.	Location	Project Description
4/4/13	HC 10517	Piers 31-33 Honolulu Harbor	Substructure and Hatch Repairs
4/16/13	HC 10530	Fort Armstrong Honolulu Harbor	Pavement Repairs
5/31/13	HC 10498	KMR Honolulu Harbor	KCT Wharf and Dredging
6/13/13	HC 10502	KMR Honolulu Harbor	New Kapalama Container Terminal Yard Design Report
7/16/13	HC 10526	Piers 31A-32 Honolulu Harbor	Replacement of Fire Suppression System
9/24/13	HC 10539	Piers 52-53 Honolulu Harbor	Structural Repairs
10/25/13	HC 10370	KMR Honolulu Harbor	Demolition of Structures (100% Submittal)
11/19/13	HC 10533	Piers 10-11 Honolulu Harbor	Substructure, Fender, and Restroom Repairs
12/10/13	HC 10498	KMR Honolulu Harbor	Kapalama Container Terminal Wharf and Dredging
12/13/13	HC 10540	Piers 5 & 7 KBPH	Pavement Repairs
12/20/13	HC 10536	Piers 39 & 40 Honolulu Harbor	Sheet Pile and Fender Repairs (Preliminary submittal)

HAR HAR-EE – Harbors Division Engineering Branch Environmental Section
KBPH – Kalaeloa Barbers Point Harbor
KMR – Kapalama Military Reservation

A Stormwater Pollution Prevention Plan (SWPPP) and a Notice of Intent (NOI) is required for projects equal to or greater than one acre under the Hawaii NPDES General Permit Authorizing Discharges of Stormwater Associated with Construction Activity, HAR Chapter 11-55 Appendix C (the Hawaii Construction General Permit). The HDOH Clean Water Branch (CWB) implements NPDES requirements in the State of Hawaii and administers review and granting of Individual and General Permit Coverage; however, prior to their submittal to HDOH, NOI requests and SWPPPs are routed to Harbors Division for review and comment. In addition, Harbors Division also reviews certain small projects.

Harbors Division construction projects are entered into a database. Design Review Checklists (Appendix R) are required for projects that disturb one acre and more, including smaller sites in a large common plan of development or sale. Projects identified in 2013 are summarized in Table 5-2. PM compiles the necessary permit applications and submits them to HAR-EE for review.

Table 5-2 Summary of Construction Plan Reviews

Date	Project No.	Location	Disturbed Area (acres)	Project Description
2/22/2013	HC 10370	Former KMR, Honolulu Harbor	0.7	Demolition of Structures at the KMR
5/24/2013	HC 10498	Former KMR (Piers 41 to 43), Honolulu Harbor	18.5	The New Kapalama Container Terminal Wharf and Dredging
6/21/2013	HC 10515_2	Pier 31, Honolulu Harbor	1.15	Pier 31 Shed Demolition (100% Submittal)
8/15/2013	HC 10488	Aloha Tower Pier 9, Honolulu Harbor	--	Lead Abatement Plan at Aloha Tower (Initial Review)
9/11/2013	HC 10455	Piers 13 and 14, Honolulu Harbor	--	Repair Sewer Line
12/20/2013	HC 10502	Former KMR, Honolulu Harbor	69.6	Basis of Design Report for New Kapalama Container

After submission to and approval by HDOH the project is awarded to a construction contractor. The contractor must develop a Site-Specific Construction BMP Plan (SSCBMPP) for submission to the Harbors Construction Manager (CM) and HAR-EE for review. SSCBMPPs reviews are recorded in a database at HAR-EE, which is summarized in Table 5-3. In 2013, 22 plans were reviewed by HAR-EE staff. Please see BMP Table 5-1.

Stormwater BMPs are also reviewed by HDOH CWB during NPDES NOI review, and may be reviewed by the City and County of Honolulu (C&C of Honolulu) if plans are routed through them. Harbors Division personnel including Marine Cargo Specialists, the Harbor agent, and Construction Inspectors may note implementation of BMPs and contractor waste management practices, and have authority to take action in the event of noncompliance.

Table 5-3 Summary of Construction BMP Plan Review

Date	Project No.	Location	Project Description
1/7/13	HC 10496	Pier 1 Honolulu Harbor	Pavement Repairs at Fort Armstrong
1/17/13	HC 10483	Kalaeloa Harbor	Lighting Repairs at Entrance Gate
1/23/13	HC 10515	Pier 31 Honolulu Harbor	CWB-Individual NPDES Form C Review
1/28/13	HC 10481	Piers 39-40 Honolulu Harbor	Asphalt Pavement Repairs
2/4/13	HC 10497	Kalaeloa Harbor	Repair Roll-Up Doors at Pier Shed
2/28/13	HC 10481	Pier 39-40 Honolulu Harbor	Asphalt Pavement Repairs (Resubmittal)
3/21/13	HC 10472	Piers 52-53 Honolulu Harbor	Bollard Repairs
3/21/13	HC 10498	Kapalama Container Terminal	Wharf and Dredging Geotechnical Exploration
4/10/13	HC 10489	Pier 10 Honolulu Harbor	Substructure Repairs
4/18/13	HC 10478	Pier 1 Honolulu Harbor	Substructure and Fender Repairs

Date	Project No.	Location	Project Description
4/19/13	HC 10483	Entrance Gate Kalaeloa Harbor	Lighting Repairs
5/1/13	HC 50105	South Shed Kawaihae Harbor	Repair Roll-Up Doors (Resubmittal)
5/15/13	HC 10483	Entrance Gate Kalaeloa Harbor	Lighting Repairs (Resubmittal)
7/16/13	HC 10506	Pier 1 Honolulu Harbor	Substructure Repairs
8/15/13	HC 10525	Pier 39 Honolulu Harbor	Expansion Joint Repairs
8/26/13	HC 10514	Pier Shed Kalaeloa Harbor	Repair Roll-Up Doors

TRPs and tenant lease agreements require compliance with all environmental laws and limit possession, usage and storage of hazardous wastes without lessor knowledge and consent.

Harbors Division requires that prior to new connections or discharge to the regulated drainage system, an application form for the connection and/or discharge must be made. Upon review and acceptance of the application, the Harbors Division will approve and issue a permit for connection or discharge. If additional information is required, the applicant must satisfactorily provide it before a permit is issued. No connection permits were submitted to Harbors Division in 2013.

Harbors Division conducts reviews of environmental submittals related to construction projects, such as sampling plans, site characterization reports, Environmental Assessments (EAs), and Environmental Hazard Management Plans (EHMPs). A record of these reviews is kept in a database at HAR-EE and is provided in Table 5-4.

Table 5-4 Summary of Environmental Submittal Review

Date	Type	Location	Description
4/18/13	Removal and Disposal of HM	Pier 1 Honolulu Harbor	Substructure Repairs at Pier 1
4/26/13	HC 10488	Aloha Tower	Review lab analysis for lead
6/12/13	HC 10418	Pier 19 Honolulu Harbor	Site Characterization Report & Environmental Hazard Management Plan
6/13/13	HC 10502	KMR Honolulu Harbor	Environmental Investigation
24 June 13	HC 10502	KMR Honolulu Harbor	Phase II Environmental Site Assessment
3 July 13	Planning Section	Kalaeloa Harbor	Marine Environmental Assessment
9 July 13	HC 10370	Kapalama Military Reservation	Demolition of Structures at KMR (NPDES Form C)
5 Aug 13	HC 10502	KMR Honolulu Harbor	Kapalama Container Terminal Final Phase II ESA Work Plan
13 Sept 13	HC 10368/ HMP 20905	Piers 34 & 35 Honolulu Harbor	Environmental Hazard Evaluation Environmental Hazard Management Plan
15 Oct 13	HC 10361	Pier 38 Honolulu Harbor	Methane Mitigation System Monitoring Plan Internal Review Draft
12/10/13	HC 10493	KMR/Piers 41 & 42 Honolulu	EHMP/EHE

Date	Type	Location	Description
		Harbor	
12/20/13	Atlantis Adventures	Pier 27 Honolulu Harbor	Draft EA

EA – Environmental Assessment
EHMP – Environmental Hazard Management Plan
KMR – Kapalama Military Reservation

BMP Table 5-1 Required Document Review

Goal: Prevent sediment and erosion runoff from construction sites during the planning phase.					
Activity	**Evaluation Indicators**	**Milestones**	**Date Performed**	**Action Performed by**	**Status/ Comments**
Review construction plans for potential impacts in respective areas	Percentage of construction plans reviewed	100% of plans reviewed	On-going	All HAR-E	100% of construction plans were reviewed. See Table 5-1.
Review plans for stormwater considerations during pre- and post-construction phases	Percentage of construction plans reviewed	100% of plans reviewed	On-going	Harbors Design, Maintenance and Environmental Section	100% of plans were reviewed. See Table 5-2.
Review SWPPP, NOI, and discharge permit applications for construction projects	Percentage of documents reviewed	100% of documents reviewed	NA	Harbors Design, Maintenance and Environmental Section	100% of plans were reviewed. See Table 5-2.
Review erosion and sediment BMPs and waste management practices	Percentage of sediment BMPs and waste management practices reviewed	100% of BMPs and waste management practices reviewed	On-going	HDOH CWB, C&C of Honolulu, or Harbors Division	100% of plans were reviewed. See Table 5-3.

BMP – Best Management Practice
C&C – City and County
HAR-E – Harbors Engineering Branch
HDOH CWB – Hawaii Department of Health Clean Water Branch
NA – Not Applicable

5.1.2 Construction Site Best Management Practices

Construction site BMPs serve the purpose of preventing sediment and other pollutants created from construction activities from reaching State waters. In many cases, BMPs prevent sediment and pollutants from being dislodged from their original locations.

Harbors Division requires that construction site operators implement appropriate erosion and sediment control BMPs as well as any other BMPs that will reduce the flow of pollutant off-site to the MEP. Selected BMPs must demonstrate an understanding of the soil texture and sediment size such that the BMP chosen provides the maximum benefit to runoff control. A specification sheet that includes stormwater BMP requirements has been developed and will be included with contractor solicitation documents. The Temporary Water Pollution, Dust, and Erosion Control spec is included as Appendix S.

Harbors Division has adopted the C&C Honolulu BMP Manual for Construction Sites (C&C Honolulu, 2011) and uses it to train construction inspectors and to produce educational materials for contractors.

5.1.3 Site Inspection and Enforcement

Construction sites are inspected for compliance with the stormwater-related requirements until construction is terminated, the site has been stabilized, and the site's NPDES construction permit has been closed. Inspections are conducted at least bi-weekly during the months of October through April, then at least bi-monthly during the remaining months. Inspections ensure the following:

- ✓ Sediments generated at the project site are retained using adequate source control and structural BMPs;
- ✓ Construction-related materials and wastes are retained at the project site to avoid discharge to the storm sewer and State waters;
- ✓ Unauthorized non-stormwater runoff is contained at the project site;
- ✓ Erosion from slopes and channels are controlled by implementing an effective combination of erosion and sediment control BMPs, such as limiting grading during the wet season; inspecting graded areas during rain events; planting and maintenance of vegetation on slopes; and covering slopes susceptible to erosion; and
- ✓ Enforcement is executed according to the CRSCP.

Reports include a list of all construction projects, inspection dates, and resolution of any violations of stormwater-related requirements. Construction inspection reports can be found in Appendix T and are summarized in Table 5-5. A copy of the revised Harbors Construction BMP Checklist form is included in Appendix U. Please see BMP Table 5-2.

Table 5-5 Summary of Construction Inspections

Project Number	Project Title	Dates Inspected (2013)	Deficiencies Noted
NGPC No. HI R10D872	Ala Moana WWPS Force Main #3 & #4	1/11, 2/5, 3/1, 3/25, 4/29, 6/13, 7/8, 8/23, 10/18, 11/4, 12/2, 12/16, 12/27	Tire tracks, lack of sediment control, fabric filter maintenance, storm drain inlet in poor condition, silt fence over-saturated.
HC 10340	Access and Electrical Improvement at KBPH	1/15, 7/11, 8/20	None
HC 10385	Repair Lighting at Pier 1, Honolulu Harbor	1/10, 3/6, 3/21	None
HC 10469*	Embankment Repairs at KBPH (Ph. 3)	12/14/12	None
HC 10476*	FY 12 1-yr Maintenance Pavement Contract for Matson	9/21/12, 10/17/12	None
HC 10480	Bulkhead and Substructure Repairs at Pier 28	1/28, 2/11, 2/25, 3/11	None
HC 10486	Repair Water Hatches at Piers 5 & 6, KBPH	2/27, 3/13, 3/27, 4/10, 4/24, 9/18	None
HC 10500	Repair Fenders at Pier 22-23	1/7, 1/22	None
HC 10516	Substructure and Hatch Repairs at Pier 23	11/18	None
HC 10522	FY13 1-year Maintenance Pavement Repairs at Matson Terminal	9/24, 10/30	None

*These inspections were not recorded in 2012 ACR and are being recorded in this document.
KBPH – Kalaeloa Barbers Point Harbor
NGPC – Notice of General Permit Coverage

BMP Table 5-2 Site Inspection and Enforcement

Goal: Ensure implementation of BMPs and controls by construction site operators through inspection and enforcement.					
Activity	**Evaluation Indicators**	**Milestones**	**Date Performed**	**Action Performed by**	**Status/ Comments**
Perform inspections of permitted construction sites for implementa-tion of construction site BMPs	Frequency of inspection	At least once every two weeks during the months of October thru April, then at least bi-monthly during the remaining months	Throughout the year	Harbors Division, Site Inspectors	See Table 5-1 for summary and Appendix T for reports.

Goal: Ensure implementation of BMPs and controls by construction site operators through inspection and enforcement.					
Activity	**Evaluation Indicators**	**Milestones**	**Date Performed**	**Action Performed by**	**Status/ Comments**
	Number of construction sites inspected	100% of construction sites	Throughout 2013	Harbors Division, Site Inspectors	Eight sites inspected in 2013. Two additional sites were listed that were not accounted for in 2012.
Incorporate inspection of stormwater components into inspection program	Construction site stormwater deficiencies are reduced	Deficiencies are reduced from previous year	Throughout 2013	Harbors Division, Site Inspectors	Deficiencies are noted on inspection reports and are rectified by construction sites.
Keep a list of all construction projects, inspection dates, and resolution of any violations for the annual reports	Completeness of inventory	100% of construction sites, inspections, resolutions, and violations recorded	Throughout 2013	Harbors Construction and Environmental Sections	File created at Harbors and 100% of construction sites inspected.

BMP – Best Management Practice

5.1.4 Receipt of Public Input

Harbors Division remains open to public comment and illicit/NSWD reporting. The public is able to contact Harbors Division via hotline, email, website, or mail. Notifications related to illicit discharges are logged on the SHOT Form and appropriate responses are made. No public input was received in 2013. Please see BMP Table 5-3.

BMP Table 5-3 Receipt of Public Input

Goal: To remain receptive public to opinion and involvement					
Activity	**Evaluation Indicators**	**Milestones**	**Date Performed**	**Action Performed by**	**Status/ Comments**
Accept and follow up on public reporting and record outcome	Track number of public reports	Increase from previous year	On-going	HAR-EE	None received

HAR-EE – Harbors Division Engineering Branch Environmental Section

5.1.5 Training and Outreach

Harbors Division employees who are responsible for construction plan review and site inspections are typically trained annually in the requirements of the SWMP and Hawaii General Permits. The training program was updated for 2013 as a result of recommendations made by the USEPA during an audit of Harbors Division on June 4th, 2012. The updated Stormwater

Construction Inspection Training was held on June 6, 2013 with Harbors Division engineering staff and by a stormwater expert with Certified Professional in Stormwater Quality (CPSWQ) certification. The presentation, sign-in sheets, and quizzes can be found in Appendix V. Please see BMP Table 5-4.

Employees were trained in plan review and inspection procedures. The training focused on the following areas:

- ✓ Regulatory background,
- ✓ Construction plan review and approval using criteria from USEPA guidance,
- ✓ Harbors program documents relating to construction,
- ✓ Proper installation and maintenance of BMPs,
- ✓ Inspection program and enforcement requirements, and
- ✓ Site inventory.

Construction site inspection included training on specific Harbors Division forms relating construction and post-construction:

- ✓ Construction Site Design Review Checklist,
- ✓ Permanent Post-Construction Best Management Practice Plan Checklist, and
- ✓ Notification Form for Project Sites Disturbing Less Than One Acre.

A quiz was administered to gauge the effectiveness of the presentation and to ensure that attendees remained for the entire presentation. The results showed that 100% of the 16 attendees answered seven out of the seven questions correctly.

Feedback on whether or not the training was viewed positively was solicited during the quiz are summarized here: 75% of attendees felt that they learned a lot; 18.8% of tenants wished there was more information; and 6.3% thought they already knew the material. The statistical analysis of the combined quiz results for both the employee general training and Harbor Police training are summarized in Table 4-3.

Table 5-6 Statistical Summary of Quiz Results

Question	Answered Correctly
1. Which types of project(s) require(s) Harbors PM to submit a Construction Site Design Review Checklist and a Permanent Post-Construction BMP Plan Checklist during each design submittal phase?	100%
2. Which of the following projects is exempt from a formal stormwater review?	100%
3. True or False: A sketch plan is required for non-exempt tenant projects disturbing <1 acre?	100%
4. Who maintains the Harbors construction and post-construction database?	100%
5. A new container yard is being constructed and you are tasked with reviewing the post-construction design plan. Which of the following post-construction BMPs are appropriate?	100%
6. The DOT Harbors stormwater message or motto is:	100%

Question	Answered Correctly
7. Which of these is an illicit discharge?	100%
Statistical Analysis	
Average Score	100%
Results breakdown	
Answered 7/7 correctly	100%

BMP – Best Management Practice
DOT – Department of Transportation
PM – Property Management

Education and outreach will be provided for stakeholders. Educational materials currently include a specification section for construction stormwater BMPs. Please see BMP Table 5-4. The intent of these educational materials is to make certain that the site manager or onsite coordinator is aware of the proper installation and maintenance procedures for construction stormwater BMPs.

BMP Table 5-4 Training and Outreach

Goal: Foster widespread knowledge of construction BMPs					
Activity	**Evaluation Indicators**	**Milestones**	**Date Performed**	**Action Performed by**	**Status/ Comments**
Develop internal training materials for plan review staff and inspectors	NA	NA	June 6, 2013	HAR-EE, WESTON	Training materials developed and training workshop held
Conduct training for employees who are responsible for construction site inspections	Educate construction inspectors about proper selection, installation, inspection, and maintenance of BMPs	100% of construction site inspectors received education	June 6, 2013	HAR-EE, WESTON	Training conducted. Please see Appendix T.
Provide educational materials for plan reviewers	Percent of plan reviewers receiving educational materials	100% of plan reviewers received educational materials	June 6, 2013	HAR-EE and construction section	Training conducted. Please see Appendix T.
Provide educational package to construction sites	Percentage of construction sites covered	100%	On-going	HAR-E	All construction sites receiving specification package
Post educational materials on Harbors website	Increase views to website	Increased views from previous year	2013	Harbors Web Master	Construction Site Design Review Checklist posted to website

BMP – Best Management Practice
HAR-E – Harbors Engineering Branch
HAR-EE – Harbors Division Engineering Branch Environmental Section
NA – Not Applicable

6.0 POST-CONSTRUCTION STORMWATER MANAGEMENT IN NEW DEVELOPMENT AND REDEVELOPMENT



Permit Requirements

HAR Chapter 11-55 Appendix K Part 6.(a)(4). Develop, implement and enforce a program to reduce pollutants in storm runoff entering the permittee's small municipal separate stormwater sewer system from new development and redevelopment projects which disturb greater than or equal to one acre, including construction sites less than one acre that are part of a large common plan or development or site that would disturb one acre or more, that, at a minimum, includes the following:

(A) Establishment of rules, ordinances, and other regulatory mechanism, including enforcement procedures and actions, that address post-construction runoff from new development and redevelopment projects,

(B) Structural or non-structural best management practices to minimize water quality impacts and attempt to maintain pre-development runoff conditions, and

(C) Procedures for long-term operation and maintenance of best management practices.

6.1 POST-CONSTRUCTION STORMWATER MANAGEMENT PROGRAM

Harbors Division has developed a Post-Construction Stormwater Management Program as part of its SWMP to prevent polluted stormwater discharges from areas of new development and significant redevelopment. This program includes project reviews based on the post-construction erosion control NPDES permit regulations and the Development Standards requirements. The purpose of the post-construction program is to provide a mechanism by which ongoing protection of stormwater quality can be addressed and attained.

6.1.1 Construction Permit Review Process

As part of the NPDES program, HDOH CWB administers review of projects that are equal to or greater than one acre in size. Applicants for coverage under the Nationwide General Permit or Individual Stormwater Discharge Permits should submit applications including descriptions of the project scope and schedule, contractor, past land use history, existing conditions and potential pollution sources, construction and post-construction site-specific BMPs.

Harbors Division's review process has the goal of maintaining or improving pre-development runoff conditions. As such, Harbors requires construction applicants to perform a pre- and post-development hydrological analysis to protect natural channels from erosion, to size storm drainage infrastructure, and to address flooding. Post-Construction design reviews are performed concurrently with pre-construction design reviews. In 2013 six designs were reviewed. Please see Table 5-1.

Harbors Division identifies controls that provide treatment and reduce stormwater volume and velocity. Harbors Division also ensures that on-going maintenance of BMPs is provided in the plans and properly executed, as BMPs are not effective unless properly maintained.

Four projects subject to post-construction standards and Low Impact Development Standards (LIDS) compliance were reviewed in 2013. Please see Table 6-1 and BMP Table 6-1.

Table 6-1 Post-Construction Reviews

Project No.	Location	Project Title	Acreage	Description
HC 10368	Honolulu Harbors Piers 34 and 35	Rehabilitation of Building and Yard Areas	4.8	Construction of pavement, a drainage system, and utility systems (water, sewer, power, and telecommunications).
HC 10502	KMR	The New Kapalama Container Terminal Yard Design	69.6	Design of a Container Yard.
Ameron Hawaii	Honolulu Harbor Pier 60	None	6.0	None
American Marine Corporation	Honolulu Harbor Piers 13 and 14	Interior Alterations	0.96	Interior alterations to existing AMC offices - 3rd floor levels only. Install new non-load bearing interior partitions to create demised office spaces.

BMP Table 6-1 Review NPDES Permit Application

Goal: To ensure that long-term controls are in place to prevent degradation of stormwater					
Activity	**Evaluation Indicators**	**Milestones**	**Date Performed**	**Action Performed by**	**Status/ Comments**
Review NPDES Permit and LIDS compliance applications	Percentage of applications reviewed	100% of applications	Throughout 2013.	Harbors Division Environmental, Design and Maintenance Sections	Four new projects meeting post-construction BMP threshold were reviewed.

BMP – Best Management Practice
LIDS – Low Impact Development Standards
NA – Not Applicable

6.1.2 Low Impact Development Standards Plan

Harbors Division has developed a LIDS that requires measures to be taken with the intent of reducing pollution discharges to the MEP from all new development and significant redevelopment projects. The LIDS requirements apply to all new development and significant redevelopment projects.

Significant redevelopment includes, but is not limited to, expansion of a building footprint, or replacement of a structure; replacement of impervious surface that is not part of a routine maintenance activity; and land-disturbing activities related to structural or impervious surfaces. Where significant redevelopment will result in an increase of less than 50 percent of the impervious surfaces of a previously existing development, and the existing development was not subject to LIDS, the BMP design standards apply only to the addition, and need not be applied to the entire development.

Implementation of LIDS and amendments of TRPs and tenant lease agreements will follow the completion of the Final SWMP. Please see BMP Table 6-2.

BMP Table 6-2 Low Impact Development Standards Plan

Goal: Reduce pollution discharges to the MEP from all new development and significant redevelopment projects					
Activity	**Evaluation Indicators**	**Milestones**	**Date Performed**	**Action Performed by**	**Status/ Comments**
Implement LIDS and amend tenant lease agreements and TRPs as necessary	Percentage of necessary lease agreement and TRP amendments conducted	100%	On-going	HAR-EE, Design and Maintenance	Leases and TRPs will be revised with new or renewed agreements

HAR-EE – Harbors Division Engineering Branch Environmental Section
LIDS – Low Impact Development Standards
TRP – Tenant Revocable Permit

6.1.3 Structural and Non-Structural BMPs

Post-construction stormwater quality efforts are currently addressed by Harbors Division through the following BMPs or integration of the following BMPs:

- ✓ Preserve undeveloped areas where such areas are not required to be paved;
- ✓ Consider surface treatments for improved areas which retain rainfall and allow percolation rather than impervious surfacing which generates runoff, such as paver tiles in lieu of asphalt or concrete pavement;
- ✓ Preserve naturally occurring flat to low slopes in all areas, which minimize runoff concentration, quantity, velocity and erosive capability;
- ✓ Where runoff flows are concentrated, provide durable drainage systems sized to convey peak flows;
- ✓ Review construction plans to provide and maintain grading which limits the area of the drainage basin discharging into the harbor;
- ✓ Continuously monitor operations to ensure that major tenants using pier aprons adequately clean the aprons upon completion of loading/offloading activities;
- ✓ Implement structural BMPs that reduce the quantity of storm runoff at Honolulu Harbor;
- ✓ Operational areas will be paved with reinforced concrete or asphalt concrete, to prevent erosion. These surfaces will also allow spills of materials to be cleaned up; and

- ✓ Maintain minimal to low slopes throughout improved areas (access roadways, piers and aprons) where surfaced with asphalt or reinforced concrete, which reduces runoff peak flow quantities and velocity.

Harbors Division evaluates current BMPs to determine if they sufficiently meet the requirements of the NPDES permit and, if additional BMPs are warranted, Harbors Division requires tenants and contractors to implement the appropriate BMPs.

Post-construction stormwater BMPs are evaluated and inspected by Harbors during tenant inspections. No new post-construction BMPs were implemented in 2013. Please see BMP Table 6-3.

BMP Table 6-3 Structural and Non-Structural BMPs

Goal: Implementation of LID BMPs					
Activity	**Evaluation Indicators**	**Milestones**	**Date Performed**	**Action Performed by**	**Status/ Comments**
Evaluate current BMPs	Percentage of BMPs evaluated	100%	On-going	HAR-EE, Construction, Design and Maintenance	No new BMPs were identified during tenant inspections
Enforce development & implementation of new post-construction BMPs	Percentage of site potential pollutants are prevented	100%	On-going	HAR-EE, Construction, Design and Maintenance	No new post-construction BMPs implemented in 2013

BMP – Best Management Practice
HAR-EE – Harbors Division Engineering Branch Environmental Section

6.1.4 Operation, Maintenance, and Inspections

Structural or non-structural BMPs are not considered effective, nor are MEP criteria met, unless a long-term operation and maintenance procedure is put into place and carried out. Upon completion of construction, assurance is required for the long-term operation and maintenance of structural and non-structural BMPs. Please see BMP Table 6-4.

BMP Table 6-4 Operations, Maintenance, and Inspections

Goal: To maintain effectiveness of BMPs through operations and maintenance plans					
Activity	**Evaluation Indicators**	**Milestones**	**Date Performed**	**Action Performed by**	**Status/ Comments**
Create database to track operation and maintenance practices	Create a database	Database has been created	On-going	HAR-EE	Post-Construction BMP and O&M tracking is on-going
Perform scheduled operation and maintenance practices	On-time completion of maintenance practices	100% of O&M has been confirmed conducted	On-going	HAR-O	Identified BMPs are documented and O&M is confirmed as BMPs are installed or implemented
Inspect project for post-construction controls	Percentage of potential pollutants mitigated	Equal to maximum standard operating capacity	On-going	HAR-EE, Construction Inspectors	Inspections are conducted as BMPs are installed or implemented

BMP – Best Management Practice
O&M – Operations and Maintenance

6.1.5 Stakeholder Education and Outreach, Employee Training

Future TRPs and leases will require maintenance of post-construction runoff control measures on their premises. An educational packet will be prepared and sent to all stakeholders, which include tenants and their contractors. The educational package will include:

- ✓ A post-construction BMP template and
- ✓ BMP Checklist.

While it is the responsibility of the tenant to ensure that their construction contractors are educated in Post-Construction considerations, Harbors will send educational material to contractors that are identified to be working on Harbors property. Please see BMP Table 6-5.

Harbors internal training includes guidance on the inspection of post-construction BMPs. Please see BMP 6-5. Inspection training also includes proper operations and maintenance of typical post construction BMPs, indicators of BMP failure, and inspection techniques.

BMP Table 6-5 Stakeholder Education and Outreach

Goal: Create awareness with stakeholders and employees to reduce post-construction run-off.					
Activity	**Evaluation Indicators**	**Milestones**	**Date Performed**	**Action Performed by**	**Status/ Comments**
Develop post-construction educational package	NA	NA	On-going	HAR-EE	Educational materials to be referenced from C&C of Honolulu program
Distribute educational packet in TSI Mailing	Percentage of tenants in receipt of mailing	100%	NA	HAR-EE	TSI mailing replaced with Tenant inspection and training
Post information on Harbors Division website	Track number of views	Greater than previous year	On-going	HAR-SI	Link to USEPA post-construction BMPs listed on website
Conduct training	Percentage of employees and tenants trained	Greater than previous year	June 6, 2013	HAR-EE	Training conducted for employees responsible for post-construction design review and inspection.

BMP – Best Management Practice
HAR-EE – Harbors Division Engineering Branch Environmental Section
HAR-SI - Harbors Management Information Systems
NA – Not Applicable
TSI – Tenant Self-Inspection
USEPA – United States Environmental Protection Agency

7.0 POLLUTION PREVENTION/GOOD HOUSEKEEPING



Hawaii Harbor (left) and Sand Island (right), January2006

Permit Requirements

HAR Chapter 11-55 Appendix K Part 6(a)(4). Develop, implement and enforce an operation and maintenance program to prevent and reduce stormwater pollution from activities, including but not limited to, park and open space maintenance, fleet and building maintenance, new construction and land disturbances, and stormwater system maintenance that, at a minimum, includes the following:

(A) Good housekeeping and other control measures, and

(B) Employee and contractor training on good housekeeping practices, to ensure that good housekeeping measures and best management practices are properly implemented.

7.1 POLLUTION PREVENTION/GOOD HOUSEKEEPING PROGRAM

A Pollution Prevention/Good Housekeeping Program has been developed with the ultimate goal of preventing or reducing pollutant runoff. The program includes an internal record-keeping system to schedule and document the maintenance activities performed.

7.1.1 Maintenance and Housekeeping Practices

Maintenance is on-going at tenant and Harbors facilities. Please see BMP Table 7-1. The following maintenance activities are conducted:

- ✓ Emptying dumpsters, removing and disposing of discarded objects, machinery or equipment;
- ✓ Prompt repair/replacement of malfunctioning dumpsters;
- ✓ General maintenance and repair of public facilities is conducted in-house, while a contractor is selected for most large projects;
- ✓ Grounds maintenance personnel use fertilizer or herbicides in accordance with the manufacturer's instructions and in a manner that eliminates potential for runoff into the gutters, or storm drain system;

- ✓ Pier and apron cleanliness is assessed for debris and staining, and responsible parties are notified to conduct cleaning as needed. Operators with leaking vehicles are required to park vehicles and equipment indoors/under cover, provide drip pans and repair leaks;
- ✓ Vehicle and equipment washing on Harbors property is prohibited unless performed in an approved wash facility; and
- ✓ Clean up stains, spills, oil spots using dry cleanup methods. A record of spill cleanups can be found in Appendix W.

7.1.1.1 Sweeping Common Areas and Select Tenant Facilities

Sweeping prevents microscopic pollutants from entering the ocean by removing them before they flow into the storm sewer. Regular sweeping is performed by Harbors Grounds Maintenance. Grounds Maintenance has four sweepers; dedicated to Honolulu Harbor and KBPH. Sweeping includes all common areas and certain areas on tenant facilities where cleaning is requested. Sweeping is performed according to the following schedule presented in Table 7-1.

Table 7-1 Grounds Maintenance Sweeping Schedule

Location	Frequency	Duration (Hours)
Young Brothers	M, Th	2.5
Matson	Tu, F	2.75
Horizon Lines Terminal	W	3
Aloha Cargo Pier 1	Once per month	2.5
Piers 10, 11	M, F	1
Sand Island Base Yard	T, W	1
Fishing Village Parking Lot and Road Ways, Pier 35	Once per week	1.5
Piers 30, 31, 32 and Shed Areas	Twice per week	1.5
Piers 27, 28, 29	Twice per week	1.5
Piers 18, 19, 23, 24	Twice per week	1.5
Channel Street, Pier 2 Outside and Inside of Shed Areas	M, F	3
Pier 1 Entrance	Twice per week	1
Piers 1, 2 Common Roadways	Twice per week	1
KBPH Common Roadways & Apron	Twice per month	4

KBPH – Kalaeloa Barbers Point Harbor

All waste from Honolulu Harbor and KBPH are combined and disposed of at the appropriate disposal contractors. Grounds Maintenance is also responsible for collection of trash, leaves and other debris, which prevents blockage of storm drains and localized flooding.

7.2 WASTE COLLECTION

Grounds Maintenance picks up and disposes of other potential pollutants left in drop off areas or discarded illegally by the public in order to minimize and/or prevent pollution to the environment. This includes automobile, boat, and motorcycle lead acid batteries, scrap steel, discarded used tires, and construction debris.

Table 7-2 is a compilation of the different types of waste collected by Harbors Division and their disposal destinations. Quantities listed are the combined amounts from both Honolulu and KBPH. All disposal receipts are kept as supporting documentation of compliance with stormwater regulations.

Table 7-2 Waste Destination and Amounts

Waste Type	Destination Facility	Amount
Green Waste	Hawaiian Earth Products	10.24 tons
Refuse	Covanta Energy Honolulu Resource Recovery	509.85 tons
Sweeper Waste	PVT Land Company, Ltd.	185.35 tons
Refuse	Waimanalo Gulch	191.25 tons
Recycled Metal	Schnitzer Steel Hawaii Corp.	21.25 tons
Used Batteries	Melrod Company	37 batteries (9 car, 28 boat)
Electronic Waste	RRR Recycling Services Hawaii	77 items total -58 TVs, -4 computers, -13 monitors, -2 printers

Storm drains at Honolulu Harbor and KBPH are inspected and cleaned on a regular basis. The storm drain cleaning logs for each harbor are included in Appendix X. Please see BMP Table 7-1.

BMP Table 7-1 Maintenance and Housekeeping Practices

Goal: To prevent pollutants from reaching the storm sewer system by using preventative maintenance practices and BMPs.					
Activity	**Evaluation Indicators**	**Milestones**	**Date Performed**	**Action Performed by**	**Status/ Comments**
Designate appropriate sweeping frequencies and perform sweeping	Percentage of facilities for which a written schedule is made and sweeping performed	100% of facilities	Common area schedule already in-place	Harbors Maintenance Management and Personnel; tenants	Common areas and facilities with contracts with Harbors are swept according to a schedule.

Goal: To prevent pollutants from reaching the storm sewer system by using preventative maintenance practices and BMPs.					
Activity	**Evaluation Indicators**	**Milestones**	**Date Performed**	**Action Performed by**	**Status/ Comments**
Designate appropriate drainage system maintenance and perform maintenance according to priority	Percentage of drainage systems that have been designated as urgent that have been cleaned	100% of urgent drainage systems	On-going	Harbors Maintenance Management and Personnel; tenants	Drain inspection and cleaning program in effect.
Provide general instructions for identification, storage, use, collection and treatment of drainage and housekeeping educational materials to tenants	Percentage of tenants to which educational materials have been provided	100% of tenants	On-going	HAR-EE	Guidance was originally presented in tenant training, and is now on Harbors website.
Provide training to employees	Percentage of employees to whom training has been provided	100% of employees	Ongoing	HAR-EE	Maintenance staff has been trained on general stormwater pollution prevention. Please see Appendix Q.

HAR-EE – Harbors Division Engineering Branch Environmental Section

7.2.1 Review of Wash Areas, Dry Wells, and Infiltration Sinks

Beginning in 2011, Harbors Division began to allow tenants to formally submit applications to perform permitted washing activities.

The USEPA stormwater BMP for Municipal Vehicle and Equipment Washing states the following:

> *"If a vehicle must be washed outside of a facility plumbed to the sanitary sewer, take precautions to avoid wash water discharges to the storm drain system. For small jobs, berm the area surrounding the vehicle and use a wet/dry vacuum to capture the wash water for discharge to the sanitary sewer. For larger jobs, use a combination of berms and a vacuum truck, such as those used to clean storm and sanitary sewer systems, to capture and safely dispose of wash water. If detergents are used, clean the pavement to prevent this material from being carried to the storm drain during the next rainstorm."*
>
> -USEPA Website Reference: http://cfpub.epa.gov/npdes/stormwater/menuofbmps

Harbors Division requires that applications for washing include the following information:

- ✓ What the tenant intends to wash;
- ✓ Equipment used (i.e. pressure sprayer, hose, etc.) and flow rate;
- ✓ Wash water containment method (permanent wash rack, temporary berm, etc.);

- ✓ Wash water capture method (vacuum truck, evaporation, etc.);
- ✓ Wash water collection container capacity; and
- ✓ Wash water disposal method.

Tenants are prohibited from washing equipment and vehicles until Harbors Division verifies that these washing activities do not create a potential hazard to the receiving waters. Harbors Division issues a formal letter of approval once these conditions are met. Table 7-3 summarizes the list of tenants currently approved to conduct washing activities. The application and review process is tracked on an annual basis in BMP Table 7-2.

Table 7-3 Municipal Vehicle and Equipment Washing

Tenant	Location	Date of Submittal	Description of Activity
Paradise Cruise	Kapalama Military Reservation	7/24/13	Washing using approved containment berm and wash contractor, J&R Environmental.

Harbors Division requires that applications for sinks or drains that are not connected to the sanitary sewer include the following information:

- ✓ The intended use of the sink;
- ✓ A list of substances that may be washed into the sink (i.e. bio-degradable soaps, dirt, etc.);
- ✓ Construction drawings for the sink;
- ✓ Proposed treatment of the water (filtration fabric, sand, carbon filters, oil-absorbent material, etc.);
- ✓ Final destination of wash water; and
- ✓ Routine maintenance schedule for the sink (replacement of filtration material).

Tenants are prohibited from using unapproved sinks until Harbors Division verifies that the sinks do not create a potential hazard to receiving waters. Harbors Division may issue a formal letter of approval once these conditions are met. The application and review process is tracked on an annual basis in BMP Table 7-2. There were no applications for sinks or drywells in 2013.

BMP Table 7-2 Review of Washing, Dry Wells, and Filtration Sinks

Goal: To prevent pollutants from reaching the storm sewer system by using preventative maintenance practices and BMPs.					
Activity	**Evaluation Indicators**	**Milestones**	**Date Performed**	**Action Performed by**	**Status/ Comments**
Review applications for vehicle and equipment wash areas for stormwater concerns.	Number of applications submitted and reviewed.	100% of applications.	On-going	HAR-EE	One application submitted and reviewed.

Goal: To prevent pollutants from reaching the storm sewer system by using preventative maintenance practices and BMPs.					
Activity	**Evaluation Indicators**	**Milestones**	**Date Performed**	**Action Performed by**	**Status/ Comments**
Review applications for dry wells and infiltration sinks.	Number of applications submitted and reviewed.	100% of applications	On-going	HAR-EE	No submittals.

HAR-EE – Harbors Division Engineering Branch Environmental Section

7.2.2 Tenant Education and Employee Training

Tenants and employees were educated about pollution prevention and good housekeeping practices at the annual tenant and annual employee trainings (Appendices E and Q, respectively). Slides depict examples of proper and improper BMPs were also presented to illustrate acceptable procedures.

BMP Table 7-3 Tenant Housekeeping Education and Employment Training

Goal: To prevent pollutants from reaching the storm sewer system by using preventative maintenance practices and BMPs.					
Activity	**Evaluation Indicators**	**Milestones**	**Date Performed**	**Action Performed by**	**Status/ Comments**
Develop educational materials and distribute to tenants and contractors	Percentage of tenants in receipt of educational materials	100% of tenants	August 28, 2013	WESTON	Materials distributed during tenant training. See Appendix E.
Hold training sessions for employees tasked with maintenance activities	100% of employees trained	100% of employees	October 21, 2013	HAR-EE	Training conducted for employees. See Appendix Q.

HAR-EE – Harbors Division Engineering Branch Environmental Section

8.0 ADDITIONAL ANNUAL COMPLIANCE REPORT REQUIREMENTS



8.1 MODIFICATIONS TO THE SWMP

In 2009, per USEPA Order for Compliance, paragraph 1, the SWMP was revised to more comprehensively detail specific BMPs that will be implemented for each of the program minimum control measures, with underlying rationale for their selection and inclusion. Requirements to specify quantitative goals, provide metrics for improvement, and milestones for each of the BMPs; and the name or position title and affiliation of the person or persons responsible for implementation or coordination of each program component are now tracked through the ACR.

Harbors Division is currently revising the SWMP and will submit to USEPA and HDOH for review upon completion. The SWMP is currently being revised.

8.2 MODIFICATIONS TO THE SMALL MS4

No major modifications have been made to the Small MS4 during the 2013 calendar year. A copy of the outfall maps for Honolulu Harbor and KBPH are available in Appendix L.

8.3 SUMMARY OF PLANNED ACTIVITIES

The following summary of planned activities is organized by minimum control measures.

8.3.1 Public Education and Outreach

- ✓ Add additional educational materials;
- ✓ Record hotline inquiries and track response time;
- ✓ Post signs that advise against illegal dumping;
- ✓ Set up and solicit a volunteer activity;
- ✓ Sponsor a yearly advertisement in a targeted periodical;
- ✓ Monitor ship cargo loading and unloading;
- ✓ Develop and maintain an inventory of ships and agents responsible for tracking vessel operators;
- ✓ Provide educational materials to vessel operators;

- ✓ Keep tenant inventory up-to-date;
- ✓ Add findings, follow-up to the database; and
- ✓ Keep track of number of hours from hotline call to response.

8.3.2 Public Involvement

- ✓ Post SWMP to the Harbors website for public review and comment when completed; and
- ✓ Track comments and include them in the ACR for 2014.

8.3.3 Illicit Discharge Detection and Elimination

- ✓ Create a comprehensive list of NSWDs and control measures for all tenants;
- ✓ Continue procedures outlined in the TIEP;
- ✓ Conduct dry and wet weather ORI; and
- ✓ Perform follow-up on dry weather NSWD observations.

8.3.4 Construction Site Runoff Control

- ✓ Perform construction site plan and Design Review Checklist;
- ✓ Continue to include Water Pollution Prevention specifications in contractor solicitation documents;
- ✓ Report and implement enforcement procedures against construction sites that are found to be out of compliance;
- ✓ Perform construction site inspections to identify possible sources of pollution and to ensure BMP's are providing an appropriate level of pollution prevention. Inspections will specifically target the following; and
    - o Require stockpiling or immediate access to materials for erosion prevention and sediment control;
    - o Require erosion prevention and sediment controls at all construction projects;
    - o Require construction site operators to implement appropriate erosion prevention and sediment control BMPs; and
    - o Require construction site operators to implement BMPs appropriate for the control of waste and other potential pollutant sources.
- ✓ Provide educational materials to contractors for construction projects.

8.3.5 Post-Construction Stormwater Management

- ✓ Inventory existing BMPs if found during tenant inspections;
- ✓ Conduct Permanent Post-Construction BMP Plan Checklist review (Appendix Y);
- ✓ Conduct inspection on post-construction BMP installation;
- ✓ Enforce the incorporation of LIDS into new development meeting criteria;

- ✓ Ensure post-construction structural/non-structural BMPs are in place to minimize water quality impacts and attempt to maintain pre-development runoff conditions;
- ✓ Ensure the longevity of post-construction BMPs via the creation of a long-term operation and maintenance programs;
- ✓ Generate and distribute educational materials annually to tenants and maintain educational materials on the Harbors Division Stormwater Management website; and
- ✓ Conduct annual tenant training workshop.

8.3.6 Pollution Prevention/Good Housekeeping

- ✓ Continue the ongoing maintenance of tenant and Harbors facilities;
- ✓ Require all tenants that wish to perform wash activities to submit applications for washing vehicles and equipment with proper controls and procedures to prevent pollution of receiving waters. Track review and approval process;
- ✓ Harbors will expand its maintenance program to include preventative maintenance of the storm drainage system, internal record keeping and scheduling, and appropriate training of employees;
- ✓ Perform inspections at the frequency determined by risk ranking criteria and conduct annual training to ensure tenant's compliance with employee training, pollution prevention, and good housekeeping requirements;
- ✓ Continue to stencil storm drain inlets; and
- ✓ Continue to inspect and clean storm drains on a regular basis.

This page intentionally left blank.

9.0 REFERENCES

C&C Honolulu. 2011. Final Storm Water Best Management Practice Manual, Construction. November, 2011. http://www.cleanwaterhonolulu.com/storm/learning_center/BMP_manual_2011-11.pdf

Hawaii Revised Statutes. 11-55, Appendix K, National Pollutant Discharge Elimination System General Permit Authorizing Discharges of Storm Water and Certain Non-Storm Water Discharges from Small Municipal Separate Storm Sewer Systems.

HAR. 2012. Title 11 Department of Health, Chapter 55 Water Pollution Control. October 11, 2012.

HAR. 2012. Title 19 Department of Transportation.

HDOT Harbors Division. 2009. Storm Water Management Plan, Honolulu Harbor. December, 2009.

HDOT Harbors Division Website. Storm Water Management | Harbors. http://hidot.hawaii.gov/harbors/library/storm-water-management/. Accessed 22 January 2013.

HRS. 2012. Section 266-25 Department of Transportation, Harbors, Violation of rules; penalty. http://www.capitol.hawaii.gov/hrscurrent/Vol05_Ch0261-0319/HRS0266/HRS_0266-0025.htm. Accessed 21 January 2012.

USEPA. 2012. National Menu of Stormwater Best Management Practices. http://cfpub.epa.gov/npdes/stormwater/menuofbmps/. Accessed 22 January 2013.

This page intentionally left blank.

APPENDIX A
NGPCS FROM HDOH AND LETTERS OF EXTENSION

This page intentionally left blank.

LINDA LINGLE
GOVERNOR OF HAWAII

CHIYOME L. FUKINO, M.D.
DIRECTOR OF HEALTH

STATE OF HAWAII
DEPARTMENT OF HEALTH
P.O. BOX 3378
HONOLULU, HAWAII 96801-3378

In reply, please refer to:
EMD / CWB

03KB482.FNL

May 19, 2003

The Honorable Rodney K. Haraga
Director
Department of Transportation
State of Hawaii
869 Punchbowl Street
Honolulu, Hawaii 96813

Attention: Mr. Fred Nunes
Harbors Division
Engineering Program Manager

Dear Mr. Haraga:

Subject: **NOTICE OF GENERAL PERMIT COVERAGE (NGPC)**
National Pollutant Discharge Elimination System (NPDES)
Honolulu Harbor Small Municipal Separate Storm Sewer System
Honolulu, Oahu, Hawaii
File No. HI 03KB482

In compliance with the provisions of the Clean Water Act, as amended, (33 U.S.C. § 1251 et seq.; the "Act"); Chapter 342D, Hawaii Revised Statutes; and Chapters 11-54 and 11-55, Hawaii Administrative Rules (HAR), Department of Health (DOH), State of Hawaii,

STATE OF HAWAII
DEPARTMENT OF TRANSPORTATION
HARBORS DIVISION

(hereinafter "PERMITTEE")

authorized to discharge storm water runoff and certain non-storm water discharges as identified in Section 2.b. of this NGPC from the Hawaii Department of Transportation, Harbors Division (DOT-Harbors) Small Municipal Separate Storm Sewer System (Small MS4) outfalls identified in the Notice of Intent (NOI), dated March 7, 2003, and additional Small MS4 outfalls that may be identified from time to time by the DOT-Harbors, to the receiving waters named Honolulu Harbor, a Class A, Marine Water Embayment.

This NGPC is subject to the Permittee's compliance with:

- **HAR, Chapter 11-55, Appendix K, NPDES General Permit Authorizing Discharges of Storm Water and Certain Non-Storm Water Discharges from Small Municipal Separate Storm Sewer Systems.**
- **HAR, Chapter 11-55, Appendix A, DOH, Standard General Permit Conditions.**
- **HAR, Sections 11-55-34.04(a), 11-55-34.07, 11-55-34.11, 11-55-34.12, and any other applicable Sections of HAR, Chapter 11-55.**

The Permittee shall, but not be limited to, comply with the following General Requirements, Discharge Monitoring Requirements, and Reporting Requirements.

1. GENERAL REQUIREMENTS

The Permittee shall:

a. Comply with all materials submitted in and with the NOI, dated March 7, 2003.

b. Retain a copy of the NOI; the submitted Storm Water Management Plan (SWMP), and all subsequent revisions; and this NGPC at the facility.

c. Ensure that anyone working under this NGPC complies with the terms and conditions of this NGPC.

d. Revise the SWMP if any discharge limitation or water quality standards established in HAR, Section 11-54-04 for marine waters are exceeded. The revisions shall include Best Management Practices (BMPs) and/or other measures to reduce the amount of pollutants found to be in exceedance from entering State waters.

e. Obtain all necessary permits, certifications, approvals, etc. from all pertinent agencies for the subject project.

f. Include the file number, **HI 03KB482**, and the following certification with all information required under this NGPC:

> **"I certify under penalty of law that this document and all attachments were prepared under my direction or supervision in accordance with a system designed to assure that qualified personnel properly gather and evaluate the information submitted. Based on my inquiry of the person**

or persons who manage the system, or those persons directly responsible for gathering the information, the information submitted is, to the best of my knowledge and belief, true, accurate, and complete. I am aware that there are significant penalties for submitting false information, including the possibility of fine and imprisonment for knowing violations."

g. Submit all information required under this NGPC to the following address:

Director of Health
Clean Water Branch
Environmental Management Division
State Department of Health
P.O. Box 3378
Honolulu, HI 96801-3378

2. DISCHARGE MONITORING REQUIREMENTS

a. The Permittee shall effectively prohibit non-storm water discharges through its system into State waters. NPDES permitted discharges and discharges identified in Section 2.b. of this NGPC are exempt from this prohibition.

b. The following non-storm water discharges may be discharged into DOT-Harbors' Small MS4 without an NPDES permit, provided that the DOT-Harbors determines that such discharges will not contain pollutants in amounts that will cause or contribute to a violation of an applicable water quality standard and the SWMP shall "identify and ensure the implementation of appropriate pollution prevention measures for the non-storm water component(s) of the discharge."

i. Water line flushing;

ii. Landscape irrigation;

iii. Diverted stream flows;

iv. Rising ground waters;

v. Uncontaminated ground water infiltration (as defined in Title 40, Code of Federal Regulations (40 CFR) §35.2005(20));

vi. Uncontaminated pumped ground water;

vii. Discharges from potable water sources and foundation drains;

viii. Air conditioning condensate;

ix. Irrigation water;

x. Springs;

xi. Water from crawl space pumps and footing drains;

xii. Lawn watering runoff;

xiii. Water from individual residential car washing;

xiv. Flows from riparian habitats and wetlands;

xv. Dechlorinated swimming pool discharges;

xvi. Residual street wash water; and

xvii. Discharges or flows from fire fighting activities.

c. The discharge of pollutants from the DOT-Harbors' Small MS4 shall be reduced to the maximum extent practicable.

3. REPORTING REQUIREMENTS

The permittee shall:

a. Develop, implement, and enforce the SWMP designed to reduce the discharge of pollutants from the DOT-Harbors' Small MS4 to the maximum extent practicable in order to protect water quality and satisfy the appropriate water quality requirements of the Act. In accordance with Section 6(a) of Appendix K, Chapter 11-55, HAR, the SWMP shall include the minimum control measures identified below:

i. Public Education and Outreach

ii. Public Involvement/Participation

iii. Illicit Discharge Detection and Elimination

iv. Construction Site Runoff Control

v. Post-Construction Storm Water Management in New Development and Redevelopment

vi. Pollution Prevention/Good Housekeeping

b. Submit the SWMP within 120 days of the Permittee's claimed automatic coverage which became effective on April 7, 2003.

c. Develop measurable goals to gauge permit compliance and program effectiveness for each minimum control measure identified above. The permittee shall select measurable goals using an integrated approach that fully addresses the requirements and intent of the minimum control measure.

d. Report in writing any proposed modification described in accordance with Section 6(c)(1) of Appendix K, Chapter 11-55, HAR, to the DOH for approval at least thirty days prior to the initiation date of the modification. The permittee shall report and justify all other modifications made to the SWMP in the annual report for the year in which the modification was made.

e. Submit an annual report by January 28th of the following year in accordance with Section 9(a) of Appendix K, Chapter 11-55, HAR. The annual report shall cover each calendar year during the term of this NGPC and include the following:

i. Status of compliance with conditions of this NGPC;

ii. Assessment of the SWMP, including progress towards implementing each minimum control measure;

iii. Modifications made to the SWMP and implementation schedule during that calendar year, including justifications;

iv. Summary of the storm water activities planned to be undertaken during the next calendar year; and

v. Major modifications made to DOT-Harbors' Small MS4, including, but not limited to, addition and removal of outfalls, drainage lines, and treatment facilities.

f. Properly address all modifications, concerns, requests and/or comments to the DOH's satisfaction.

i. SWMP Modifications - The storm water pollution control activities described in the SWMP may need to be modified, revised, or amended from time to time over the life of the NGPC to respond to changed conditions and to incorporate more effective approaches to pollutant control. Minor changes may be proposed by the Permittee or requested by the DOH. Proposed changes that imply a major reduction in the overall scope and/or level of effort of the SWMP must be made for cause and in compliance with 40 CFR Section 122.62 and Part 124.

ii. System Modifications include any planned physical alterations or additions to the permitted Small MS4, any existing outfalls newly identified over the term of this NGPC.

This NGPC will take effect on the date of this notice. This NGPC will expire at midnight, November 6, 2007, or when amendments to HAR, Chapter 11-55, Appendix K, are adopted, whichever occurs first.

If you have any questions, please contact Ms. Joanna L. Seto of the Engineering Section, Clean Water Branch, at 586-4309.

Sincerely,

CHIYOME L. FUKINO, M.D.
Director of Health

Enclosures: 1. HAR, Sections 11-55-01 and 11-55-34 to 11-55-34.12
2. HAR, Chapter 11-55, Appendices A and K
3. Title 40, CFR Citations as referenced in HAR, Chapter 11-55, Water Pollution Control, Appendix A

c: Mr. Fred Nunes, Engineering Program Manager, DOT-Harbors (w/o encls.) [via fax 587-1864 only]
Mr. Dean Yanagisawa, Highways Division, Oahu District, Department of Transportation (w/o encls.) [via fax 831-6725 only]
Mr. Gerald Takayesu, Storm Water Quality Branch, City and County of Honolulu, Department of Environmental Services (w/o encls.) [via fax 692-5520 only]
Mr. Charles G. Schuster, P.E., Edward K. Noda and Associates, Inc. (w/ Receipt No. 03553 for $500 Filing Fee only)

LINDA LINGLE
GOVERNOR OF HAWAII

CHIYOME L. FUKINO, M.D.
DIRECTOR OF HEALTH

STATE OF HAWAII
DEPARTMENT OF HEALTH
P.O. BOX 3378
HONOLULU, HAWAII 96801-3378

In reply, please refer to:
EMD / CWB

03KB482.FNL

May 19, 2003

The Honorable Rodney K. Haraga
Director
Department of Transportation
State of Hawaii
869 Punchbowl Street
Honolulu, Hawaii 96813

Attention: Mr. Fred Nunes
Harbors Division
Engineering Program Manager

Dear Mr. Haraga:

Subject: **NOTICE OF GENERAL PERMIT COVERAGE (NGPC)**
National Pollutant Discharge Elimination System (NPDES)
Honolulu Harbor Small Municipal Separate Storm Sewer System
Honolulu, Oahu, Hawaii
File No. HI 03KB482

In compliance with the provisions of the Clean Water Act, as amended, (33 U.S.C. § 1251 et seq.; the "Act"); Chapter 342D, Hawaii Revised Statutes; and Chapters 11-54 and 11-55, Hawaii Administrative Rules (HAR), Department of Health (DOH), State of Hawaii,

STATE OF HAWAII
DEPARTMENT OF TRANSPORTATION
HARBORS DIVISION

(hereinafter "PERMITTEE")

authorized to discharge storm water runoff and certain non-storm water discharges as identified in Section 2.b. of this NGPC from the Hawaii Department of Transportation, Harbors Division (DOT-Harbors) Small Municipal Separate Storm Sewer System (Small MS4) outfalls identified in the Notice of Intent (NOI), dated March 7, 2003, and additional Small MS4 outfalls that may be identified from time to time by the DOT-Harbors, to the receiving waters named Honolulu Harbor, a Class A, Marine Water Embayment.

If you have any questions, please contact Ms. Joanna L. Seto, Supervisor of the Engineering Section, CWB, at 586-4309.

Sincerely,

FOR Chiyome Leinaala Fukino, M.D.
Director of Health

c: Mr. Randal Leong, DOT-HAR [via fax 587-1864 only]
Mr. Charles Schuster, EKNA Services, Inc. (w/Receipt No. 31731 for $500 Filing Fee)

RECEIVED
OCT 26 2007
EKNA SERVICES, INC.

LINDA LINGLE
GOVERNOR OF HAWAII

CHIYOME L. FUKINO, M.D.
DIRECTOR OF HEALTH

STATE OF HAWAII
DEPARTMENT OF HEALTH
P. O. BOX 3378
HONOLULU, HI 96801-3378

In reply, please refer to
DOH/CWB

03KB482.EXT

October 19, 2007

The Honorable Barry Fukunaga
Director
Department of Transportation
869 Punchbowl Street
Honolulu, Hawaii 96813-5097

Attention: Mr. Frederick S. Nunes, P.E.
Engineering Program Manager
Harbors Division

Dear Mr. Fukunaga:

Subject: Administrative Extension of
Notice of General Permit Coverage (NGPC)
Honolulu Harbor, Honolulu, Oahu, Hawaii
File No. HI 03KB482

The Department of Health (Department), Clean Water Branch (CWB) acknowledges receipt of your Notice of Intent (NOI) and $500 filing fee for coverage under the National Pollutant Discharge Elimination System general permit provisions, in accordance with the Hawaii Administrative Rules (HAR), Section 11-55-34.08.

The Department is unable to complete the processing of your project's NOI prior to the current NGPC expiration date. Therefore, in accordance with HAR, Section 11-55-34.09(d), the Department hereby administratively extends the subject NGPC until a notice of renewed coverage under the applicable general permit is issued or until notified by the Department, whichever occurs first. Please note that the Department may request you submit additional information in order to complete the processing of your NOI for the renewed coverage.

The Permittee shall not be held in violation of Hawaii Revised Statues, Chapter 342D-6(h) and HAR, Chapter 11-55 during the pendency of its NOI, so long as it acts consistently with the NGPC presently granted. Any non-compliance with the conditions of the administratively extended NGPC may be subject to penalties of up to $25,000 per violation per day.

It is the Permittee's responsibility to ensure that anyone working under this administrative extension of your NGPC understands and complies with the terms and conditions therein.

If you have any questions, please contact Ms. Joanna L. Seto, Supervisor of the Engineering Section, CWB, at 586-4309.

Sincerely,

FOR Chiyome Leinaala Fukino, M.D.
Director of Health

c: Mr. Randal Leong, DOT-HAR [via fax 587-1864 only]
Mr. Charles Schuster, EKNA Services, Inc. (w/Receipt No. 31731 for $500 Filing Fee)

RECEIVED
OCT 26 2007
EKNA SERVICES, INC.

NEIL ABERCROMBIE
GOVERNOR OF HAWAII

LORETTA J. FUDDY, A.C.S.W., M.P.H.
DIRECTOR OF HEALTH

STATE OF HAWAII
DEPARTMENT OF HEALTH
P. O. BOX 3378
HONOLULU, HI 96801-3378

In reply, please refer to:
DOH/CWB

03KB482.EXT.12

October 19, 2012

The Honorable Glenn M. Okimoto, Ph.D.
Director
Department of Transportation
869 Punchbowl Street
Honolulu, Hawaii 96813

Attention: Mr. Carter Luke
Engineering Program Manager

Dear Dr. Okimoto:

Subject: Administrative Extension of
Notice of General Permit Coverage (NGPC)
Honolulu Harbor
Honolulu, Island of Oahu, Hawaii
File No. HI 03KB482

The Department of Health (DOH), Clean Water Branch (CWB), acknowledges receipt of your renewal Notice of Intent (NOI) and $500 filing fee for coverage under the National Pollutant Discharge Elimination System general permit provisions, in accordance with the Hawaii Administrative Rules (HAR), Section 11-55-34.08.

The DOH is unable to complete the processing of your NOI prior to the current NGPC expiration date. Therefore, in accordance with HAR, Section 11-55-34.09(d), the DOH hereby administratively extends the subject NGPC until a notice of renewed coverage under the applicable general permit is issued or until notified by the DOH, whichever occurs first. Please note that the DOH may request you submit additional information in order to complete the processing of your NOI for renewed coverage.

The Permittee shall not be held in violation of Hawaii Revised Statutes, Chapter 342D-6(h), and HAR, Chapter 11-55, during the pendency of its renewal NOI, so long as it acts consistently with the NGPC presently granted. **Note: The Permittee shall continue any sampling required by the current NGPC.** Any non-compliance with the conditions of the administratively extended NGPC may be subject to penalties of up to $25,000 per violation per day.

It is the Permittee's responsibility to ensure that anyone working under this administrative extension of your NGPC understands and complies with the terms and conditions therein.

If you have any questions, please contact Mr. Reef Migita of the Engineering Section, CWB, at (808) 586-4309.

Sincerely,

FOR LORETTA J. FUDDY, A.C.S.W., M.P.H.
Director of Health

c: Mr. Carter Luke, DOT-Harbors Division [via e-mail Carter.Luke@hawaii.gov only]
DOT-Harbors Division [via e-mail ying.j.zhang@hawaii.gov only]

NEIL ABERCROMBIE
GOVERNOR OF HAWAII

LORETTA J. FUDDY, A.C.S.W., M.P.H.
DIRECTOR OF HEALTH

STATE OF HAWAII
DEPARTMENT OF HEALTH
P. O. BOX 3378
HONOLULU, HI 96801-3378

In reply, please refer to:
DOH/CWB

03KB482.FNL.13

December 9, 2013

Dear Permittee:

Subject: RENEWAL NOTICE OF GENERAL PERMIT COVERAGE (NGPC)
National Pollutant Discharge Elimination System (NPDES)
Honolulu Harbor
File No. HI 03KB482

This letter is to notify you that your request for coverage under the new NPDES General Permit has been granted. **You are now covered under the new NPDES General Permit.** The administrative extension of your previous NGPC is hereby terminated. You shall continue any sampling required by the previous NGPC and the new NPDES general permit.

Hawaii Administrative Rules (HAR), Title 11, Chapter 55, Appendix K (NPDES General Permit Authorizing Discharges of Storm Water from Small Municipal Separate Storm Sewer Systems) became effective on December 6, 2013. Please download a copy of HAR 11-55, Appendix K (the new NPDES General Permit), which includes Appendix A (Standard NPDES General Permit Conditions) from the Department of Health (DOH), Clean Water Branch (CWB) website located at: http://health.hawaii.gov/cwb/. You are required to read and understand the new NPDES General Permit and comply with every requirement. This renewal NGPC will take effect on the date of this notice, and it expires on December 5, 2016.

Failure to comply with the new NPDES General Permit is an enforceable violation and may result in your NGPC being terminated. If you violate Hawaii Revised Statutes, Chapter 342D, you may be subject to penalties of up to $25,000 per violation per day and up to two (2) years in jail.

All NGPC compliance submittals, including the Notice of Cessation shall be submitted on the CWB Compliance Submittal Form for Individual NPDES Permits and NGPCs. This form shall be completed on the e-Permitting Portal located at: https://eha-cloud.doh.hawaii.gov/epermit/.

The DOH-CWB website contains answers to Frequently Asked Questions regarding the new NPDES General Permits. Please visit the DOH-CWB website located at: http://health.hawaii.gov/cwb/.

If you have any questions, please contact the Engineering Section, CWB, at (808) 586-4309.

Sincerely,

FOR LORETTA J. FUDDY, A.C.S.W., M.P.H
Director of Health

LINDA LINGLE
GOVERNOR OF HAWAII

IYOME L. FUKINO, M.D.
DIRECTOR OF HEALTH

STATE OF HAWAII
DEPARTMENT OF HEALTH
P.O. BOX 3378
HONOLULU, HAWAII 96801-3378

IC.
In reply, please refer to:
EMD / CWB

03KB488.FNL

May 19, 2003

The Honorable Rodney K. Haraga
Director
Department of Transportation
State of Hawaii
869 Punchbowl Street
Honolulu, Hawaii 96813

Attention: Mr. Fred Nunes
Harbors Division
Engineering Program Manager

Dear Mr. Haraga:

Subject: NOTICE OF GENERAL PERMIT COVERAGE (NGPC)
National Pollutant Discharge Elimination System (NPDES)
Kalaeloa Barbers Point Harbor Small Municipal Separate Storm Sewer System
Kapolei, Oahu, Hawaii
File No. HI 03KB488

In compliance with the provisions of the Clean Water Act, as amended, (33 U.S.C. § 1251 et seq.; the "Act"); Chapter 342D, Hawaii Revised Statutes; and Chapters 11-54 and 11-55, Hawaii Administrative Rules (HAR), Department of Health (DOH), State of Hawaii,

STATE OF HAWAII
DEPARTMENT OF TRANSPORTATION
HARBORS DIVISION

(hereinafter "PERMITTEE")

authorized to discharge storm water runoff and certain non-storm water discharges as identified in Section 2.b. of this NGPC from the Hawaii Department of Transportation, Harbors Division (DOT-Harbors) Small Municipal Separate Storm Sewer System (Small MS4) outfalls identified in the Notice of Intent (NOI), dated March 7, 2003, and additional Small MS4 outfalls that may be identified from time to time by the DOT-Harbors, to the receiving waters named Kalaeloa Barbers Point Harbor, a Class A, Marine Water Embayment.

This NGPC is subject to the Permittee's compliance with:

- HAR, Chapter 11-55, Appendix K, NPDES General Permit Authorizing Discharges of Storm Water and Certain Non-Storm Water Discharges from Small Municipal Separate Storm Sewer Systems.
- HAR, Chapter 11-55, Appendix A, DOH, Standard General Permit Conditions.
- HAR, Sections 11-55-34.04(a), 11-55-34.07, 11-55-34.11, 11-55-34.12, and any other applicable Sections of HAR, Chapter 11-55.

The Permittee shall, but not be limited to, comply with the following General Requirements, Discharge Monitoring Requirements, and Reporting Requirements.

1. GENERAL REQUIREMENTS

The Permittee shall:

a. Comply with all materials submitted in and with the NOI, dated March 7, 2003.

b. Retain a copy of the NOI; the submitted Storm Water Management Plan (SWMP), and all subsequent revisions; and this NGPC at the facility.

c. Ensure that anyone working under this NGPC complies with the terms and conditions of this NGPC.

d. Revise the SWMP if any discharge limitation or water quality standards established in HAR, Section 11-54-04 for marine waters are exceeded. The revisions shall include Best Management Practices (BMPs) and/or other measures to reduce the amount of pollutants found to be in exceedance from entering State waters.

e. Obtain all necessary permits, certifications, approvals, etc. from all pertinent agencies for the subject project.

f. Include the file number, HI 03KB488, and the following certification with all information required under this NGPC:

> **"I certify under penalty of law that this document and all attachments were prepared under my direction or supervision in accordance with a system designed to assure that qualified personnel properly gather and evaluate the**

information submitted. Based on my inquiry of the person or persons who manage the system, or those persons directly responsible for gathering the information, the information submitted is, to the best of my knowledge and belief, true, accurate, and complete. I am aware that there are significant penalties for submitting false information, including the possibility of fine and imprisonment for knowing violations."

g. Submit all information required under this NGPC to the following address:

Director of Health
Clean Water Branch
Environmental Management Division
State Department of Health
P.O. Box 3378
Honolulu, HI 96801-3378

2. DISCHARGE MONITORING REQUIREMENTS

a. The Permittee shall effectively prohibit non-storm water discharges through its system into State waters. NPDES permitted discharges and discharges identified in Section 2.b. of this NGPC are exempt from this prohibition.

b. The following non-storm water discharges may be discharged into DOT-Harbors' Small MS4 without an NPDES permit, provided that the DOT-Harbors determines that such discharges will not contain pollutants in amounts that will cause or contribute to a violation of an applicable water quality standard and the SWMP shall "identify and ensure the implementation of appropriate pollution prevention measures for the non-storm water component(s) of the discharge."

i. Water line flushing;

ii. Landscape irrigation;

iii. Diverted stream flows;

iv. Rising ground waters;

v. Uncontaminated ground water infiltration (as defined in Title 40, Code of Federal Regulations (40 CFR) §35.2005(20));

vi. Uncontaminated pumped ground water;

vii. Discharges from potable water sources and foundation drains;

viii. Air conditioning condensate;

ix. Irrigation water;

x. Springs;

xi. Water from crawl space pumps and footing drains;

xii. Lawn watering runoff;

xiii. Water from individual residential car washing;

xiv. Flows from riparian habitats and wetlands;

xv. Dechlorinated swimming pool discharges;

xvi. Residual street wash water; and

xvii. Discharges or flows from fire fighting activities.

c. The discharge of pollutants from the DOT-Harbors' Small MS4 shall be reduced to the maximum extent practicable.

3. REPORTING REQUIREMENTS

The permittee shall:

a. Develop, implement, and enforce the SWMP designed to reduce the discharge of pollutants from the DOT-Harbors' Small MS4 to the maximum extent practicable in order to protect water quality and satisfy the appropriate water quality requirements of the Act. In accordance with Section 6(a) of Appendix K, Chapter 11-55, HAR, the SWMP shall include the minimum control measures identified below:

i. Public Education and Outreach

ii. Public Involvement/Participation

iii. Illicit Discharge Detection and Elimination

iv. Construction Site Runoff Control

v. Post-Construction Storm Water Management in New Development and Redevelopment

vi. Pollution Prevention/Good Housekeeping

b. Submit the SWMP within 120 days of the Permittee's claimed automatic coverage which became effective on April 7, 2003.

c. Develop measurable goals to gauge permit compliance and program effectiveness for each minimum control measure identified above. The permittee shall select measurable goals using an integrated approach that fully addresses the requirements and intent of the minimum control measure.

d. Report in writing any proposed modification described in accordance with Section 6(c)(1) of Appendix K, Chapter 11-55, HAR, to the DOH for approval at least thirty days prior to the initiation date of the modification. The permittee shall report and justify all other modifications made to the SWMP in the annual report for the year in which the modification was made.

e. Submit an annual report by January 28th of the following year in accordance with Section 9(a) of Appendix K, Chapter 11-55, HAR. The annual report shall cover each calendar year during the term of this NGPC and include the following:

i. Status of compliance with conditions of this NGPC;

ii. Assessment of the SWMP, including progress towards implementing each minimum control measure;

iii. Modifications made to the SWMP and implementation schedule during that calendar year, including justifications;

iv. Summary of the storm water activities planned to be undertaken during the next calendar year; and

v. Major modifications made to DOT-Harbors' Small MS4, including, but not limited to, addition and removal of outfalls, drainage lines, and treatment facilities.

f. Properly address all modifications, concerns, requests and/or comments to the DOH's satisfaction.

i. SWMP Modifications - The storm water pollution control activities described in the SWMP may need to be modified, revised, or amended from time to time over the life of the NGPC to respond to changed conditions and to incorporate more effective approaches to pollutant control. Minor changes may be proposed by the Permittee or requested by the DOH. Proposed changes that imply a major reduction in the overall scope and/or level of effort of the SWMP must be made for cause and in compliance with 40 CFR Section 122.62 and Part 124.

ii. System Modifications include any planned physical alterations or additions to the permitted Small MS4, any existing outfalls newly identified over the term of this NGPC.

This NGPC will take effect on the date of this notice. This NGPC will expire at midnight, November 6, 2007, or when amendments to HAR, Chapter 11-55, Appendix K, are adopted, whichever occurs first.

If you have any questions, please contact Ms. Joanna L. Seto of the Engineering Section, Clean Water Branch, at 586-4309.

Sincerely,

CHIYOME L. FUKINO, M.D.
Director of Health

Enclosures: 1. HAR, Sections 11-55-01 and 11-55-34 to 11-55-34.12
2. HAR, Chapter 11-55, Appendices A and K
3. Title 40, CFR Citations as referenced in HAR, Chapter 11-55, Water Pollution Control, Appendix A

c: Mr. Fred Nunes, Engineering Program Manager, DOT-Harbors (w/o encls.)
[via fax 587-1864 only]
Mr. Charles G. Schuster, P.E., Edward K. Noda and Associates, Inc. (w/ Receipt No. 03552 for $500 Filing Fee only)

NEIL ABERCROMBIE
GOVERNOR OF HAWAII

LORETTA J. FUDDY, A.C.S.W., M.P.H.
DIRECTOR OF HEALTH

STATE OF HAWAII
DEPARTMENT OF HEALTH
P. O. BOX 3378
HONOLULU, HI 96801-3378

In reply, please refer to:
DOH/CWB

03KB488.EXT.12

October 19, 2012

The Honorable Glenn M. Okimoto, Ph.D.
Director
Department of Transportation
869 Punchbowl Street
Honolulu, Hawaii 96813

Attention: Mr. Carter Luke
Engineering Program Manager

Dear Dr. Okimoto:

Subject: Administrative Extension of
Notice of General Permit Coverage (NGPC)
Kalaeloa Barbers Point Harbor
Kapolei, Island of Oahu, Hawaii
File No. HI 03KB488

The Department of Health (DOH), Clean Water Branch (CWB), acknowledges receipt of your renewal Notice of Intent (NOI) and $500 filing fee for coverage under the National Pollutant Discharge Elimination System general permit provisions, in accordance with the Hawaii Administrative Rules (HAR), Section 11-55-34.08.

The DOH is unable to complete the processing of your NOI prior to the current NGPC expiration date. Therefore, in accordance with HAR, Section 11-55-34.09(d), the DOH hereby administratively extends the subject NGPC until a notice of renewed coverage under the applicable general permit is issued or until notified by the DOH, whichever occurs first. Please note that the DOH may request you submit additional information in order to complete the processing of your NOI for renewed coverage.

The Permittee shall not be held in violation of Hawaii Revised Statutes, Chapter 342D-6(h), and HAR, Chapter 11-55, during the pendency of its renewal NOI, so long as it acts consistently with the NGPC presently granted. **Note: The Permittee shall continue any sampling required by the current NGPC.** Any non-compliance with the conditions of the administratively extended NGPC may be subject to penalties of up to $25,000 per violation per day.

It is the Permittee's responsibility to ensure that anyone working under this administrative extension of your NGPC understands and complies with the terms and conditions therein.

If you have any questions, please contact Mr. Reef Migita of the Engineering Section, CWB, at (808) 586-4309.

Sincerely,

FOR LORETTA J. FUDDY, A.C.S.W., M.P.H.
Director of Health

c: Mr. Carter Luke, DOT-Harbors Division [via e-mail Carter.Luke@hawaii.gov only]
DOT-Harbors Division [via e-mail ying.j.zhang@hawaii.gov only]

NEIL ABERCROMBIE
GOVERNOR OF HAWAII

LORETTA J. FUDDY, A.C.S.W., M.P.H.
DIRECTOR OF HEALTH

STATE OF HAWAII
DEPARTMENT OF HEALTH
P. O. BOX 3378
HONOLULU, HI 96801-3378

In reply, please refer to:
DOH/CWB

03KB488.FNL.13

December 9, 2013

Dear Permittee:

Subject: RENEWAL NOTICE OF GENERAL PERMIT COVERAGE (NGPC)
National Pollutant Discharge Elimination System (NPDES)
Kalaeloa Barbers Point Harbor
File No. HI 03KB488

This letter is to notify you that your request for coverage under the new NPDES General Permit has been granted. **You are now covered under the new NPDES General Permit.** The administrative extension of your previous NGPC is hereby terminated. You shall continue any sampling required by the previous NGPC and the new NPDES general permit.

Hawaii Administrative Rules (HAR), Title 11, Chapter 55, Appendix K (NPDES General Permit Authorizing Discharges of Storm Water from Small Municipal Separate Storm Sewer Systems) became effective on December 6, 2013. Please download a copy of HAR 11-55, Appendix K (the new NPDES General Permit), which includes Appendix A (Standard NPDES General Permit Conditions) from the Department of Health (DOH), Clean Water Branch (CWB) website located at: http://health.hawaii.gov/cwb/. You are required to read and understand the new NPDES General Permit and comply with every requirement. This renewal NGPC will take effect on the date of this notice, and it expires on December 5, 2016.

Failure to comply with the new NPDES General Permit is an enforceable violation and may result in your NGPC being terminated. If you violate Hawaii Revised Statutes, Chapter 342D, you may be subject to penalties of up to $25,000 per violation per day and up to two (2) years in jail.

All NGPC compliance submittals, including the Notice of Cessation shall be submitted on the CWB Compliance Submittal Form for Individual NPDES Permits and NGPCs. This form shall be completed on the e-Permitting Portal located at: https://eha-cloud.doh.hawaii.gov/epermit/.

The DOH-CWB website contains answers to Frequently Asked Questions regarding the new NPDES General Permits. Please visit the DOH-CWB website located at: http://health.hawaii.gov/cwb/.

If you have any questions, please contact the Engineering Section, CWB, at (808) 586-4309.

Sincerely,

FOR LORETTA J. FUDDY, A.C.S.W., M.P.H
Director of Health

APPENDIX B
TENANT LEASE AGREEMENT AND REVOCABLE PERMIT

This page intentionally left blank.

Lease Agreement Addendum 1

Environmental Compliance - Lessee's Duties

ADDENDUM 1

ENVIRONMENTAL COMPLIANCE – LESSEE'S DUTIES

A. Definitions.

For purposes of this Lease, Lessee agrees and understands that the following terms shall have the following meanings:

"Environmental Laws" shall mean all federal, state and local laws of every nature including statutes, ordinances, rules, regulations, codes, notices, standards, directives of every kind, guidelines, permits, licenses, authorizations, approvals, interpretations of the foregoing by any court, legislative body, agency or official, judicial decisions, orders, rulings or judgments, or rules of common law which currently are in effect or which may come into effect through enactment, issuance, promulgation, adoption or otherwise, which in any way pertain to, relate to, or have any relevance to the environment, health or safety. These environmental laws include, but are not limited to, regulations and orders of the federal Environmental Protection Agency and of the State of Hawaii Department of Health.

"Hazardous Substance" shall mean and include any chemical, substance, organic or inorganic material, controlled substance, object, condition, waste, living organism, or combination thereof which is, may be, or has been determined by proper state or federal authority under any environmental law to be, hazardous to human health or safety or detrimental to the environment. This term shall include, but not be limited to, petroleum hydrocarbons, asbestos, radon, polychlorinated biphenyls (PCBs), methane, and other materials or substances that are regulated by state or federal authorities.

B. Lessee's Activities and Duties.

1. Compliance with Environmental Laws. Lessee agrees, at its sole expense and cost, to comply with all environmental laws that apply to the leased premises during the term of this lease, and Lessee's occupancy of, and activities on, the leased premises. This duty shall survive the expiration or termination of this lease which means that the Lessee's duty to comply with environmental laws shall include complying with all environmental laws, regulations and orders that may apply, or be determined to apply, to the occupancy and activities of the Lessee on the leased premises after the expiration or termination of this lease. Failure of the Lessee to comply with any environmental laws shall constitute a breach of this lease for which the Lessor shall be entitled, in its discretion, to terminate this lease and take any other action at law or in equity it deems appropriate. Lessee shall conform its operations with 49 CFR, Part 195 (Pipeline Safety), and shall install Time Domain Reflectivity (TDR) cable leak detection and monitoring equipment, which meet or exceed industry standards, adjacent to the fuel pipelines and related facilities, to provide an indication of any leak occurrence from any fuel pipeline or containment

device. In addition, the Lessee shall install a secondary containment wall/vaulting to prevent releases into the environment. The Lessee shall also develop, implement, and follow a written integrity management program that addresses the risks of each pipeline, and provides for periodic assessment of the integrity of each pipeline through internal inspection, pressure testing, or other equally effective assessment means, on a regular basis.

2. Hazardous Substances. Lessee shall not use, store, treat, dispose, discharge, release, generate, create, or otherwise handle any Hazardous Substance, or allow the same by any third person, on the leased premises (with the exception of the intended routine management of the petroleum products within the proposed pipeline) without first obtaining the written consent of the Lessor and complying with all environmental laws, including giving all required notices, reporting to, and obtaining permits from, all appropriate authorities, and complying with all provisions of this lease.

3. Notice to Lessor. Lessee shall keep Lessor fully informed at all times regarding all environmental law related matters affecting the Lessee or the leased premises. This duty shall include, without limited the foregoing duty, providing the Lessor with a current and complete list and accounting of all hazardous substances of every kind which are present on or about the leased premises and with evidence that the Lessee has in effect all required and appropriate permits, licenses, registrations, approvals and other consents that may be required of or by federal and state authorities under all environmental laws. This duty shall also include providing immediate written notice of any investigation, enforcement action, remediation, or other regulatory action, order of any type, or any legal action, initiated, issued, or any indication of an intent to do so, communicated in anyway to the Lessee by any federal or state authority, or individual, which relates in any way to any environmental law, or any hazardous substance, and the Lessee or the leased premises. As part of this written notice to the Lessor, the Lessee shall also immediately provide the Lessor with copies of all written communications from individuals, or state and federal authorities, including copies of all correspondence, claims, complaints, warnings, reports, technical data and any other documents received or obtained by the Lessee. At least thirty days prior to termination of this lease, or termination of the possession of the leased premises by Lessee, Lessee shall provide the Lessor with written evidence satisfactory to the Lessor that Lessee has fully complied with all environmental laws, including any orders issued by any governmental authority to the Lessee that relate to the leased premises.

4. Notice to Authorities. Lessee shall provide written notice to the Environmental Protection Agency and the State of Hawaii Department of Health at least sixty days prior to the termination of this lease, or sixty days prior to Lessee's termination of possession of the leased premises, whichever occurs first, that Lessee intends to vacate the leased premises and terminate its operations on those leased premises. Lessee shall allow the agents or representatives of said authorities access to the leased premises at any and all reasonable times for the purpose of inspecting the leased premises, and taking samples of any material for inspection or testing for compliance with any environmental laws. Lessee shall provide copies of said written notices to Lessor at the time said notices are provided to said authorities.

5. Disposal/Removal. Except for materials that are lawfully sold in the ordinary course of the Lessee's business, Lessee shall cause any hazardous substances to be removed from the leased premises for disposal, and to be transported from the leased premises solely by duly licensed hazardous substances transporters, to duly licensed facilities for final disposal as

required by all applicable environmental laws. Lessee shall provide Lessor with copies of documentary proof, including manifests, receipts, or bills of lading, which reflect that said hazardous substances have been properly removed and disposed of in accordance with all environmental laws.

6. Environmental Investigations and Assessments. The Lessee, at its sole cost and expense, shall cause to be conducted such investigations and assessments of the leased premises to determine the presence of any hazardous substance on, in, or under the leased premises as may be directed from time to time by the Lessor, in its sole discretion, or by any federal or state authority. The extent and number of any environmental investigations and assessments shall be determined by the Lessor or the federal or state authority directing said investigations and assessments to be conducted. Lessee shall retain a competent and qualified person or entity that is satisfactory to the Lessor or governmental authority, as the case may be, to conduct said investigations and assessments. Lessee shall direct said person or entity to provide the Lessor or governmental authority, if so requested, with testable portions of all samples of any soils, water, ground water, or other material that may be obtained for testing, and provide to the Lessor and the governmental authority written results of all tests on said samples upon completion of said testing.

7. Remediation. In the event that any hazardous substance is used, stored, treated, disposed on the premises, handled, discharged, released, or determined to be present on the leased premises, Lessee shall, at its sole expense and cost, remediate the leased premises of any hazardous substances, and dispose/remove said hazardous substance in accordance with paragraph 4. This duty to remediate includes strictly complying with all environmental laws and directives to the Lessee to remediate said hazardous substance from the Lessor. This duty to remediate shall include replacement of any materials, such as soils, so removed with material that is satisfactory to the Lessor and governmental authority, as the case may be. In the event Lessee does not remediate the leased premises to the same condition as it existed at the commencement of the lease, as determined by the Lessor, Lessee understands and agrees that Lessor may exercise its rights under the paragraph entitled Lessor's Right to Act, and until such time as the remediation is complete to the satisfaction of the Lessor, Lessee shall be liable for lease rent in the same manner and amount as if the lease had continued in effect during the period of remediation.

8. Restoration and Surrender of Premises. The Lessee hereby agrees to restore the leased premises, at its sole cost and expense, including the soil, water and structures on, in, or under the leased premises to the same condition as the premises existed at the commencement of this lease, fair wear and tear to the structures excepted. In the event Lessee does not restore the leased premises to the same condition as it existed at the commencement of the lease, as determined by the Lessor, Lessee understands and agrees that Lessor may exercise its rights under the paragraph entitled Lessor's Right to Act, and until such time as the restoration is complete to the satisfaction of the Lessor, Lessee shall be liable for lease rent in the same manner and amount as if the lease had continued in effect during the period of restoration.

9. Lessor's Right to Act. In the event Lessee fails for any reason to comply with any of its duties under this lease or under any environmental laws within the time set for doing so, or within a reasonable time as determined by the Lessor, Lessor shall have the right, but not the obligation, in its sole discretion, to perform those duties, or cause them to be performed. Lessee

hereby grants access to the leased premises at all reasonable hours to the Lessor, its agents, and anyone designated by the Lessor in order to perform said acts and duties. Any cost, expense, or liability of any type that may be incurred by the Lessor in performing said acts or duties shall be the sole responsibility of the Lessee, and Lessee hereby agrees to pay for those costs and expenses, and indemnify the Lessor for any liability incurred. This obligation shall extend to any costs and expenses incident to enforcement of Lessor's right to act, including litigation costs, attorneys fees, and the costs and fees for collection of said cost, expense or liability.

10. Release and Indemnity. Lessee hereby agrees to release the Lessor, its officers, agents, successors, and assigns from any liability of any kind, including, but not limited to, any liability for any damages, penalties, fines, judgments, or assessments that may be imposed or obtained by any person, agency, or governmental authority against the Lessee by reason of any hazardous substance that may be present by whatever means on, in or under the leased premises. The Lessee hereby agrees to indemnify, defend with counsel suitable to the Lessor, and hold harmless the Lessor from any liability that may arise in connection with, or by reason of, any occurrence involving any hazardous substance that may be alleged to be connected or related in any way with the leased premises, the Lessor's ownership of the premises, or this lease, including the presence of any hazardous substance on the leased premises.

11. Surety/Performance Bond for Cleanup/Restoration. At its sole cost and expense, Lessee shall provide the Lessor with a Bond, or other security satisfactory to Lessor, in the amount of $100,000.00 to assure removal of any hazardous substances, and the remediation and restoration of the leased premises during the term of, and at the conclusion of the lease so as to comply with the terms of this lease to the satisfaction of the Lessor, and in order to comply with environmental laws. Lessee shall provide written evidence that said Bond or security has been secured by the Lessee, which evidence shall indicate the term during which said Bond or other security shall irrevocably remain in effect.

12. Insurance. Effective at the commencement of this lease, Lessee shall obtain and keep in force a comprehensive liability and property damage policy of insurance issued by an insurer licensed to do business in the State of Hawaii, with limits of indemnity coverage no less than $1,000,000. Said policy of insurance shall provide coverage for personal injury or damage to property caused by hazardous substances or any occurrence that may constitute a violation of any environmental law by the Lessee. Said policy of insurance shall name the Lessor as an additional insured. Lessee shall provide proof of said insurance satisfactory to the Lessor which shall include, at a minimum, the coverage provided, and the term during which said policy shall be effective.

Excerpt from Standard Revocable Permit

Environmental Compliance - Permittee's Duties

26. SPECIAL TERMS AND CONDITIONS.

ENVIRONMENTAL COMPLIANCE – PERMITTEE'S DUTIES

A. Definitions.

For purposes of this Revocable Permit, Permittee agrees and understands that the following terms shall have the following meanings:

"Environmental Laws" shall mean all federal, state and local laws of every nature including statutes, ordinances, rules, regulations, codes, notices, standards, directives of every kind, guidelines, permits, licenses, authorizations, approvals, interpretations of the foregoing by any court, legislative body, agency or official, judicial decisions, orders, rulings or judgments, or rules of common law which currently are in effect or which may come into effect through enactment, issuance, promulgation, adoption or otherwise, which in any way pertain to, relate to, or have any relevance to the environment, health or safety. These environmental laws include, but are not limited to, regulations and orders of the federal Environmental Protection Agency and of the State of Hawaii Department of Health.

"Hazardous Substance" shall mean and include any chemical, substance, organic or inorganic material, controlled substance, object, condition, waste, living organism, or combination thereof which is, may be, or has been determined by proper state or federal authority under any environmental law to be, hazardous to human health or safety or detrimental to the environment. This term shall include, but not be limited to, petroleum hydrocarbons, asbestos, radon, polychlorinated biphenyls (PCBs), methane, and other materials or substances that are regulated by state or federal authorities.

B. Permittee's Activities and Duties.

1. Compliance with Environmental Laws. Permittee agrees, at its sole expense and cost, to comply with all environmental laws that apply to the premises during the term of this Revocable Permit, and Permittee's occupancy of, and activities on, the premises. This duty shall survive the expiration or termination of this Revocable Permit which means that the Permittee's duty to comply with environmental laws shall include complying with all environmental laws, regulations and orders that may apply, or be determined to apply, to the occupancy and activities of the Permittee on the premises after the expiration or termination of this Revocable Permit. Failure of the Permittee to comply with any environmental laws shall constitutes a breach of this Revocable Permit for which the State shall be entitled, in its discretion, to terminate this Revocable Permit and take any other action at law or in equity it deems appropriate.

2. Hazardous Substances. Permittee shall not use, store, treat, dispose, discharge, release, generate, create, or otherwise handle any Hazardous Substance, or allow the same by any third

person, on the premises without first obtaining the written consent of the State and complying with all environmental laws, including giving all required notices, reporting to, and obtaining permits from, all appropriate authorities, and complying with all provisions of this Revocable Permit.

3. Notice to the State. Permittee shall keep the State fully informed at all times regarding all Environmental law related matters affecting the Permittee or the premises. This duty shall include, without limit to the foregoing duty, providing the State with a current and complete list and accounting of all hazardous substances of every kind which are present on or about the premises and with evidence that the Permittee has in effect all required and appropriate permits, licenses, registrations, approvals and other consents that may be required of or by federal and state authorities under all environmental laws. This duty shall also include providing immediate written notice of any investigation, enforcement action, remediation or other regulatory action, order of any type, or any legal action, initiated, issued, or any indication of an intent to do so, communicated in anyway to the Permittee by any federal or state authority or individual which relates in any way to any environmental law or any hazardous substance and the Permittee or the premises. This written notice to the State shall include the Permittee immediately providing the State with copies of all written communications from individuals or state and federal authorities, including copies of all correspondence, claims, complaints, warnings, reports, technical data and any other documents received or obtained by the Permittee. At least thirty (30) days prior to termination of this Revocable Permit, or termination of the possession of the premises by Permittee, which ever shall first occur, Permittee shall provide the State with written evidence satisfactory to the State that Permittee has fully complied with all environmental laws, including any orders issued by any governmental authority to the Permittee that relate to the premises.

4. Notice to Authorities. Permittee shall provide written notice to the Environmental Protection Agency and the State of Hawaii Department of Health at least sixty (60) days prior to the termination of this Revocable Permit, or sixty (60) days prior to Permittee's termination of possession of the premises, whichever occurs first, the fact that Permittee intends to vacate the premises and terminate its operations on those premises. Permittee shall allow the agents or representatives of said authorities access to the premises at any and all reasonable times for the purpose of inspecting the premises and taking samples of any material for inspection or testing for compliance with any environmental laws. Permittee shall provide copies of said written notices to the State at the time said notices are provided to said authorities.

5. Disposal/Removal. Except for materials that are lawfully sold in the ordinary course of the Permittee's business and for which the Permittee has obtained all required authorizations from appropriate authorities including the prior written permission of the State to have said substance on the premises, Permittee shall cause any hazardous substances to be removed from the premises for disposal. This duty shall include the transportation of said hazardous substance from the premises solely by duly licensed hazardous substance transporters to duly licensed facilities for final disposal as required by all applicable environmental laws. Permittee shall provide the State with copies of documentary proof, including manifests, receipts or bills of lading, which reflect that said hazardous substances have been properly removed and disposed of in accordance with all environmental laws.

6. Environmental Investigations and Assessments. The Permittee, at its sole cost and expense, shall cause to be conducted such investigations and assessments of the premises to determine the presence of any hazardous substance on, in, or under the premises as may be directed from time to time by the State, in its sole discretion, or by any federal or state authority. The extent

and number of any environmental investigations and assessments shall be determined by the State or the federal or state authority directing said investigations and assessments to be conducted. Permittee shall retain a competent and qualified person or entity that is satisfactory to the State or governmental authority, as the case may be, to conduct said investigations and assessments. Permittee shall direct said person or entity to provide the State or governmental authority, if so requested, with testable portions of all samples of any soils, water, ground water or other material that may be obtained for testing and provide directly to the State and the governmental authority at the sole expense of the Permittee written results of all tests on said samples upon completion of said testing.

7. Remediation. In the event that any hazardous substance is used, stored, treated, disposed on the premises, handled, discharged, released, or determined to be present on the premises, or to have migrated from the premises, Permittee shall, at its sole expense and cost, remediate the premises, or any location off the premises to which it is determined that the hazardous substance has migrated, of any hazardous substances. Said duty to remediate includes the removal and disposal of said hazardous substances in accordance with paragraph 5. This duty to remediate includes strictly complying with all environmental laws and directives to remediate said hazardous substance issued from the State or any federal or State governmental authority charged with enforcing the Environmental laws. This duty to remediate shall include replacement of any materials, such as soils, removed with material that is satisfactory to the State and governmental authority, as the case may be.

8. Restoration and Surrender of Premises. The Permittee hereby agrees to restore the premises, at its sole cost and expense, including the soil, water and structures on, in, or under the premises, to the same condition as the premises existed at the commencement of this Revocable Permit, fair wear and tear to the structures excepted. In the event Permittee does not restore the premises to the same condition as it existed at the commencement of the Revocable Permit, as determined by the State, the Permittee understands and agrees that the State may exercise its rights under the paragraph entitled State's Right to Act, and until such time as the restoration is complete to the satisfaction of the State, Permittee shall be liable for Revocable Permit rent in the same manner and amount as if the Revocable Permit had continued in effect during the period of restoration.

9. State's Right to Act. In the event the Permittee fails for any reason to comply with any of its duties under this Revocable Permit or under any environmental laws within the time set for doing so, or within a reasonable time as determined by the State, the State shall have the right, but not the obligation, in its sole discretion, to perform those duties, or cause them to be performed. Permittee hereby grants access to the premises at all reasonable hours to the State, its agents and anyone designated by the State in order to perform said acts and duties. Any cost, expense or liability of any type that may be incurred by the State in performing said acts or duties shall be the sole responsibility of the Permittee and Permittee hereby agrees to pay for those costs and expenses and indemnify the State for any liability incurred. This obligation shall extend to any costs and expenses incident to enforcement of State's right to act, including litigation costs, attorneys fees and the costs and fees for collection of said cost, expense or liability.

10. Release and Indemnity. Permittee hereby agrees to release the State, its officers, agents, successors and assigns from any liability of any kind, including, but not limited to, any liability for any damages, penalties, fines, judgments or assessments that may be imposed or

obtained by any person, agency or governmental authority against the State and/or the Permittee by reason of any hazardous substance that may be present by whatever means on, in or under the premises. The Permittee hereby agrees to indemnify, defend with counsel suitable to the State, and hold harmless the State from any liability that may arise in connection with, or by reason of, any occurrence involving any hazardous substance that may be alleged to be connected or related in any way with the premises, the State's ownership of the premises, or this Revocable Permit, including the presence of any hazardous substance on the premises. Permittee understands and agrees that any assessments, fines or penalties that may be assessed against the Permittee or the State by reason of any environmental law violation concerning the premises shall be paid, complied with, and in every way satisfied by the Permittee and not the State.

11. Surety/Performance Bond for Cleanup/Restoration. At its sole cost and expense, Permittee shall provide the State with a Bond, or other security satisfactory to State, in the amount of **$ N/A** to assure removal of any hazardous substances and the remediation and restoration of the premises during the term of, and at the conclusion of the Revocable Permit so as to comply with the terms of this Revocable Permit to the satisfaction of the State and in order to comply with environmental laws. Permittee shall provide written evidence that said Bond or security has been secured by the Permittee which evidence shall indicate the term during which said Bond or other security shall irrevocably remain in effect.

12. Insurance. Effective at the commencement of this Revocable Permit, Permittee shall obtain and keep in force a comprehensive liability and property damage policy of insurance issued by an insurer licensed to do business in the State of Hawaii with limits of indemnity coverage no less than $500,000.00. Said policy of insurance shall provide coverage for personal injury and damage to property caused by hazardous substances or any occurrence that may constitute a violation of any environmental law by the Permittee or the State. Said policy of insurance shall name the State as an additional insured. Permittee shall provide proof of said insurance satisfactory to the State which shall include, at a minimum, the coverage provided and the term during which said policy shall be effective.

APPENDIX C
TENANT INVENTORY

This page intentionally left blank.

Tenant Business Name	DBA or Other Name	Lease No	Revocable Permit No	Harbor	NPDES Permit No.	Mailing Address	Inspection POC	Phone Number
1726, Inc.	Mark Glen Auctions		H-00-204	Honolulu		4348 Waialae Avenue, Suite 334 Honolulu, HI 96816-5307	Mr. Mark Glen	(808) 599-3888, (808) 284-1543
Aala Produce, Inc.	Aala Ship Service	H-98-2		Honolulu		869 North Nimitz Highway Honolulu, HI 96817-4517	Mr. Rodney Tamamoto	(808) 522-0550, (808) 478-8732
AES Kalaeloa Venture, LLC		H-89-14		Kalaeloa	0289-01-N	91-086 Kaomi Loop Kapolei, HI 96707	Sabrina Guanio	(808) 682-3412; (808) 682-4113
Akana Trucking, Inc.			DOT-94-64; H-10-2674	Honolulu		209 Hao Street Honolulu, HI 96821	Mr. Kevin M Akana	(808) 845-9825
Aloha Agricultural Consultants, Inc.	Niu Nursery		H-00-2233; H-97-1985	Honolulu		P.O. Box 17220 Honolulu, HI 96817-5846	Mr. Sidney Goo	(808) 845-5991, (808) 225-3507
Aloha Cargo Agency Services, Inc.	Aloha Cargo Transport, Inc.; ACT		H-06-2523; H-06-2554; H-08-2626	Honolulu		677 Ala Moana Blvd., Suite 917 Honolulu, HI 96813	Mr. Thomas Crescenzi	(808) 536-7033, (808) 748-8790
Aloha Container Sales & Rental, Inc.	ACSR		H-02-2344	Honolulu		P.O. Box 30936 Honolulu, HI 96820	Mr. Richard D. Preston II	(808) 843-8600, (808) 306-3748
Aloha Liquers, Inc.	Aloha Distillers		DOT-94-90	Honolulu		5 Sand Island Access Road, Bldg 929, Box 118 Honolulu, HI 96819	Mr. David Fazenden	(808) 841-5787
Aloha Tower Marketplace	AHI Aloha Associates, LLC; PM Realty Group, Aloha Tower Development Corporation (ATDC)			Honolulu		1 Aloha Tower Drive, Suite 3000 Honolulu, HI 96813	Ms. Marlene Daley	(808) 528-5700
Aluminum Shake Roofing, Inc.			DOT-94-86	Honolulu		5 Sand Island Access Road Building 919-B, Box 108 Honolulu, HI 96819	Mr. Fred Rehm	(808) 847-8885; (808) 383-8020
Amazon Construction Company, Inc.			DOT-96-136; H-98-2104	Honolulu		5 Sand Island Access Road, Box 139 Honolulu, HI 96819	Mr. Duston Onaga	(808) 841-6595
American Marine Corporation	American Workboats; (formerly DD-M Leasing Company, Inc.)		H-01-2277; H-01-2256; H-86-1384; H-86-1386	Honolulu		65 North Nimitz Highway, Pier 14 Honolulu, HI 96817	Mr. Rusty Nall	(808) 545-5190, (808) 479-5195, (808) 792-1183 (Direct line)
Ameron International Corporation	Ameron Hawaii		H-87-1384; H-97-1978	Honolulu	HI 0021075	P.O. Box 29968 Honolulu, HI 96820-2368	Ms. Linda Goldstein	(808) 266-2672; (808) 266-2640
ARA Contracting			DOT-96-144	Honolulu		1433 Kewalo Street #304 Honolulu, HI 96822	Mr. Kenneth Park	(808) 387-6108; (808) 536-9647
Arita-Poulson General Contracting, LLC			H-98-2101	Honolulu		P.O. Box 1035 Puunene, HI 96784	Mr. Steve Jorgensen	(808) 368-4764; (808) 870-7777
Atlantis Submarines Hawaii, LLC	Atlantis Cruises and Atlantis Submarines		H-05-2516	Honolulu	HI R80B138	680 Iwilei Road, Suite 700 Honolulu, Hawaii 96817	John Chapman	(808) 754-8130
BCP Construction of Hawaii, Inc.			H-02-214; H-10-2673	Honolulu		5 Sand Island Access Road, Box 112 Honolulu, HI 96819-4354	Mr. Kevin Close	(808) 841-4574 ext. 208, (808) 864-6892; (602) 908-8294
BEI Hawaii				Honolulu		311 Pacific Street Honolulu, HI 96813	Mr. Chad Dias	(808) 532-7484, (808) 864-2615
Brookins Boatworks, Ltd.			H-03-2396	Honolulu		5 Sand Island Access Road, Box 117 Honolulu, HI 96819	Mr. Gary Brookins	(808) 841-2525, (808) 216-2972
Burlington Environmental, Inc.	PSC Industrial Outsourcing, Inc.		DOT-94-77	Honolulu		ATTN: Shanyn Kauihou 5 Sand Island Access Road, Box 161 Honolulu, HI 96819	Otto Audirsch	(808) 306-3880; (808) 845-0032
CB Tech Services			DOT-95-108	Honolulu		Sand Island Access Road, Box 102 Honolulu, HI 96819	Ms. Fay Bocoboc	(808) 848-0060

Tenant Business Name	DBA or Other Name	Lease No	Revocable Permit No	Harbor	NPDES Permit No.	Mailing Address	Inspection POC	Phone Number
Central Pacific Distributing, Inc.			DOT-95-107	Honolulu		5 Sand Island Access Road, Box 127 Honolulu, HI 96819-4905	Mr. Brian Oda	(808) 848-0787
Certified Sheet Metal, Inc.			H-99-187	Honolulu		1544 Mahiole Street Honolulu, HI 96819	Mr. Michael Yamauchi	(808) 372-3918
Chase Sales & Distribution, Inc.			H-11-2703	Honolulu		5 Sand Island Access Road, Box 147 Honolulu, HI 96819	Mr. Hank Hatakenaka	(808) 842-4588
City & County of Honolulu, Honolulu Fire Department			H-91-22	Honolulu		111 North Nimitz Highway, Pier 15 Honolulu, HI 96817	Ms. Michelle Freitas	(808) 723-7129, (808) 861-5592
City & County of Honolulu, HPD, Juvenile Services, P.A.L.		H-203		Honolulu		801 South Beretania Street Honolulu, HI 96813	Lieutenant J. Averell Peddro	(808) 529-3881; (808) 529-3625
Classic Tile Corporation			DOT-93-13	Honolulu		P.O. Box 30568 Honolulu, HI 96820	Mr. Richard Raffy	(808) 216-5781
Clean Islands Council			H-89-1610; H-90-1689; H-93-1815; H-94-1842	Honolulu		179 Sand Island Access Road Honolulu, HI 96819-2224	Mr. Kim Beasley	(808) 536-5814; (808) 845-8465
Concrete Coring Company of Hawaii, Inc.			H-00-2235; H-05-2473	Honolulu		99-1026 Iwaena Street Aiea, HI 96701	Mr. Nathan Sabey	(808) 488-8222, (808) 330-7516;
Control Tech, LLC			H-07-2597	Honolulu		P.O. Box 30992 Honolulu, HI 96820	Mr. Melvin Tsue	(808) 847-7490
Convention Set Builders, Inc.			H-98-177	Honolulu		5 Sand Island Access Road, Box 103 Honolulu, HI 96819	Mr. Eric van der Voort	(808) 216-1507
Custom Bilt Metals			H-98-164	Honolulu		2312 Kamehameha Hwy, Suite B Honolulu HI 96819-2336	Mr. Steve Chiovare	(808) 479-1451, (808) 845-1806
Dedrick, Dewain A.	Bella Pietra		H-02-2383	Honolulu		701 North Nimitz Highway Honolulu, HI 96817	Mr. David Donaldson	(808) 587-7779, (808) 387-1368
Dependable Hawaiian Express, Inc.	DHX, Inc.	H-05-23		Honolulu		Attn: Ron Richardson 703 North Nimitz Highway Honolulu, HI 96817	Mr. Ron Richardson	(808) 841-7311 ext. 1701
Division 8, Inc.			DOT-96-142	Honolulu		5 Sand Island Access Road, Box 126 Honolulu, HI 96819	Mr. Brad Granger	(808) 845-8999
Donald T. Yim	Rainbow Craft Company		H-03-2406	Honolulu		5 Sand Island Access Road, Box 153 Honolulu, HI 96819	Mr. Donald T. Yim	(808) 841-3911
Don's Makiki, Inc.	Don's Makiki Service		H-98-170	Honolulu		1406 South Beretania Street Honolulu, HI 96814	Mr. Don Gau	(301) 775-7692; (808) 306-1650
Erik Builders, Inc.			H-97-1984; H-98-2092	Honolulu		50-CC Sand Island Access Road Honolulu, HI 96819	Mr. James M. Sakata	(808) 845-7736
Five "C" Corporation	Western Overhead Doors Company		H-12-2711	Honolulu		80 Sand Island Access Road, #226 Honolulu, HI 96819	Mr. Eric Carlbom	(808) 832-0555
Frank P. White Jr. Properties	Container Storage Co.		H-97-1986	Honolulu		2276 Pahounui Drive Honolulu, HI 96819	Mr. Frank White, Jr.	(808) 841-5555
Fresh Island Fish, LLC	Fresh Island Fish Company, Inc.	H-05-24	H-07-2584	Honolulu		1135 North Nimitz Highway Honolulu, HI 96817	Mr. Derek Higa	(808) 831-4911, (808) 479-0607
Friends of Falls of Clyde			H-09-2645	Honolulu		P.O. Box 4674 Honolulu, HI 96812-4674	Mr. Bruce Mcewan	(808) 753-3311; (808) 543-9311, (808) 543-9357
Friends of Hokule'a & Hawai'iloa			H-98-2074	Honolulu		P.O. Box 696 Kailua, HI 96734	Mr. Jay Dowsett	(808) 256-1841
Fukunaga, Paul N.	P.F. Marine		H-02-2339	Honolulu		1391 Haloa Drive Honolulu, HI 96818-1907	Mr. Paul N Fukunaga	(808) 842-1330, (808) 220-9425

Tenant Business Name	DBA or Other Name	Lease No	Revocable Permit No	Harbor	NPDES Permit No.	Mailing Address	Inspection POC	Phone Number
Gillis, Eugene	Excavation Services		H-02-2366; H-07-2590	Honolulu		5928 Kalanianaole Highway Honolulu, HI 96821	Mr. Eugene Gillis	(808) 383-1959
GLP Asphalt, LLC	Asphalt Hawaii	H-09-45		Kalaeloa		P.O. Box 78 Honolulu, Hawaii 96810	Edward Au	(808) 203-2805, (808) 479-5670
Great Pacific Wholesale Company, LLC			H-03-2399	Honolulu		521 Hahaione Street, Suite 7H Honolulu, HI 96825-1448	Mr. Todd Patterson	(808) 395-8048; (808) 375-9259
Hajalee Inc.	Kalihi Queen's Supermarket		H-07-2592	Honolulu		1010 Kaili Street Honolulu, HI 96819	Mr. Jason Yang	(808) 841-8699
Hardy Construction Company, Inc.			H-02-216	Honolulu		2410 Makiki Heights Drive, #4 Honolulu, HI 96822	Mr. Melvin R. Hardy	(808) 845-0267, (808) 226-5343
Hawaii Explosives & Pyrotechnics, Inc.				Honolulu		P.O. Box 1244 Keaau, HI 96749	Mr. Ronald Pascual	(808) 968-0600; (808) 836-1300
Hawaii Maritime Center		H-87-30		Honolulu		Accounts Payable Section 1525 Bernice Street, Honolulu, HI 96817	Mr. Donald Bell	(808) 847-3511, (808) (808) 392-5230
Hawaii Stevedores, Inc.			H-98-2050; H-96-1912; H-92-1794; H-90-1682; H-04-2471; H-05-2506; H-09-2651; H-11-2705; H-11-2706	Honolulu	HI R80D538	1601 Sand Island Parkway Honolulu, HI 96819	Mr. Frank Roznerski	(808) 842-5389, (808) 527-3415, (808) 927-2740
Hawaii Transfer Company, Ltd.			H-09-2654	Honolulu	HI R80B403	P.O. Box 665 Pearl City, HI 96782	Ms. Debbie	(808) 677-3111 ext. 134
Hawaiian Aqua Products, Inc.	Foo Lim and Sons		H-97-2002	Honolulu	HI R20A196	1130 Wilder Avenue, Suite 102 Honolulu, HI 96822	Mr. Yal M. Lim	(808) 521-5468
Hawaiian Catamaran Multihull Design	Kirkwood, Clarke		H-97-2000	Honolulu		5503 Kamehameha Highway Kaunakakai, Hawaii 96748	Mr. Matt Buckman	(808) 306-6012
Hawaiian Cement		H-68-2; H-73-13; H-91-7; H-92-24; H-98-10	H-85-1303; H-95-1877; H-07-2569	Kalaeloa		99-1300 Halawa Valley Street Aiea, HI 96701-3289	Mr. Dane Wurlitzer	(808) 532-3407, (808) 330-3910; (808) 673-4208, (808) 330-3906
Healy Tibbitts Builders, Inc.			H-06-2538	Kalaeloa		99-994 Iwaena Street, Suite A Aiea, HI 96701	Glen Toyama	(808) 368-1581
Heumann, James	Wind & Sea Charters		H-99-2128	Honolulu		P.O. Box 8672 Honolulu, HI 96830	Mr. James M. Heumann	(808) 220-7675
Hirose Electric	Hirose, Scott		DOT-96-132	Honolulu		P.O. Box 30448 Honolulu, HI 96820	Mr. Scott Hirose	(808) 848-8830, (808) 841-5636
Hi-Tec Roofing, Inc.			DOT-94-59	Honolulu		5 Sand Island Access Road, Box 157 Honolulu, HI 96819	Mr. Al Meier	(808) 841-7663
Honolulu Freight Service			H-11-2709; H-12-2718	Honolulu		P.O. Box 169 Honolulu, HI 96810	Mr. Kenneth M. Cho, Jr.	(808) 531-0258
Honolulu Marathon Association			H-06-2544	Honolulu		3435 Waialae Ave Suite 208 Honolulu, HI 96826	Mr. Ronald Chun	(808) 946-0539; (808) 255-2602; (808) 255-2600
Hook Up Towing, Inc.			H-03-2398	Honolulu		1843 Liliha Street, APT B Honolulu, HI 96817-2368	Mr. Randy Rivera	(808) 306-7484, (808) 486-4665
Horizon Lines, LLC		H-92-22	H-06-2525; H-91-1710; H-96-1916; H-99-2167	Honolulu	HI R808909	1601 Sand Island Parkway Honolulu, HI 96819	Mr. Frank Roznerski	(808) 842-5389; (808) 842-5370

Tenant Business Name	DBA or Other Name	Lease No	Revocable Permit No	Harbor	NPDES Permit No.	Mailing Address	Inspection POC	Phone Number
HPBS, Inc.			H-79-816; H-93-1819; H-99-2159 (?)	Honolulu		P.O. Box 721 Honolulu, HI 96808-0721	Ms. Fay Leong	(808) 532-7233
HPC Foods, Ltd.			H-06-2563	Honolulu		288 Libby Street Honolulu, HI 96819	Ms. Michelle Tan	(808) 848-2431 ext. 1220; (808) 683-2748
Industrial Chemical & Lubricants, Inc.			DOT-93-12; H-06-2542	Honolulu		P.O. Box 30173 Honolulu, HI 96820	Ms. Patricia Shinsato	(808) 842-4116
International Express, Inc.		H-99-7	H-05-2477; H-10-2671	Honolulu		P.O. Box 797 Honolulu, HI 96808	Mr. Arthur Leasing	(808) 836-4744; (808) 841-6005
Ishikawa, Norman & Dolores	Norman's Tractor Service		H-97-1988	Honolulu		P.O. Box 2280 Ewa Beach, HI 96706	Ms. Theresa Alcosiba	(808) 778-1084; (808) 689-3644, (808) 778-0344; (808) 218-9824
Island Beach Activities			H-06-2543	Honolulu		P.O. Box 8181 Honolulu, HI 96830	Mr. John Salvio	(808) 223-8735; (808) 946-7490
Island Movers, Inc.	Hawktree International		H-90-1642; H-06-2531	Honolulu	HI R80A506	P.O. Box 17865 Honolulu, HI 96817	Mr. Patrick Hee	(808) 392-8830, (808) 832-4000
ISS Marine Services, Inc.	Inchcape Shipping		H-09-2656	Honolulu		Foreign Trade Zone Number 9 521 Ala Moana Boulevard, Suite 256 Honolulu, HI 96813	Ali Wong	(808) 521-2111 ext. 18
Jas W. Glover, Ltd.			H-06-2553	Honolulu	HI R70C472	P.O. Box 579 Honolulu, HI 96809	Mr. Keola Goo	(808) 591-8977 ext. 321
Jems Enterprises, LLC	Hawaiian Ice Company	H-09-46		Honolulu		1125 North Nimitz Hwy Honolulu, HI 96817	Mr. Marshall Joy	(808) 538-6918 x107; (808) 265-3291
Jet Pro, Inc.			H-00-202	Honolulu		7235 Pulehu Street Honolulu, HI 96825	Mr. Margaret Guerrero	(650) 794-0155; (808) 220-5849
JFC International	Japan Food (Hawaii), Inc.; Davenport Hawaii Partners, LP		H-02-2330	Honolulu		887 North Nimitz Highway Honolulu HI 96817-4517	Ms. Toshiaki Wada; Rae Miyasaki	(808) 537-9528
Kagami, Inc.		300135	H-02-2343; H-04-2468; H-05-2481; H-05-2509;	Honolulu		P.O. Box 17129 Honolulu, HI 96817-0129	Mr. Wayne Kagami	(808) 523-5700
KDGM, Inc.	Hawaii Toys & Gifts		H-11-2707	Honolulu		2281 Ala Wai Blvd, Suite 602 Honolulu, Hawaii 96815	Mr. Kim Tram	(808) 537-9588; (808) 554-4782
Kirby Offshore Marine	(Formerly Uaukewai Diving, Salvage & Fishing, Inc.) Formerly known as K-Sea Transportation Hawaii Division		H-93-1804; H-93-1816; H-01-2249; H-01-2273; H-04-2463;	Honolulu		Pier 21 Honolulu, HI 96817	Bill Boland	(808) 522-1000 ext.108
Lansdown, Ian J.	Hawaii's Sailing Center; Ian J. Lansdown		H-99-2157	Honolulu		665 IANA Street Kailua, HI 96734-3410	Captain Jeff Lansdown	(808) 263-2383; (808) 230-0940
Lincoln Timothy Saito	Kokua Recycle		H-07-2577	Honolulu		1058 12th Avenue, Unit B Honolulu, HI 96816	Mr. Lincoln Timothy Saito	(808) 284-0420; (808) 256-7266
Marine Petroleum Corporation	Fuelman, Inc.		H-98-2082	Honolulu		P.O. Box 29249 Honolulu, HI 96820	Mr. Michael P. Rossman	(808) 841-0169, (808) 220-7675
Marisco, Ltd.		H-07-33	H-99-2186; H-00-2224; H-07-33; H-08-2615	Kalaeloa	HI 0021786	91-607 Malakole Road Kapolei, HI 96707	Mr. Stephen Hinton	(808) 306-5935, (808) 682-1333
Maritime License Center, Inc.			H-01-2298; H-02-2364	Honolulu		707 Alakea Street, Suite 314 Honolulu, HI 96813	Mr. Charles Howard	(808) 589-0123

Tenant Business Name	DBA or Other Name	Lease No	Revocable Permit No	Harbor	NPDES Permit No.	Mailing Address	Inspection POC	Phone Number
Matson Navigation Company, Inc.			H-84-1237; H-86-1382; H-96-1909; H-04-2461, H-07-2570	Honolulu	HI R80A15	P.O. Box 2630 Honolulu, HI 96803	Ms. Keahi Birch	(808) 848-1252, (808) 228-1680; (808) 848-1280; (808) 848-8306; (808) 848-1258
Mauga-Olive Samoan Assembly of God			DOT-97-152	Honolulu		P.O. Box 4114 Honolulu, HI 96813	Pastor Setu Taifane;	(808) 778-0127; (808) 630-4644
McCabe, Hamilton & Renny			H-84-1225; H-90-1630; H-93-1820; H-96-1911; H-97-1935; H-99-2160; H-01-2263; H-04-2464; H-06-2548; H-07-2605	Honolulu;Kalaeloa		P.O. Box 210 Honolulu, HI 96810-0210	Mr. Andrew Souza	(808) 479-0356, (808) 533-6791
Miller Industries, Inc.			H-05-2475	Honolulu		5 Sand Island Access Road, Box 105 Honolulu, HI 96819	Mr. William Miller	(808) 848-0855
MLC International, LLC	Performance Landscape		H-06-2541	Honolulu		P.O. Box 10459 Honolulu, HI 96816	Mr. Mattew Lyum	(808) 282-5496
Moana Pa'a Kai, Inc.	Subsiduary of Young Brothers		H-99-2175	Honolulu	HI R80B059	P.O. Box 3288 Honolulu, HI 96801-3288	Mr. Nathan Kapule	(808) 543-9398; (206) 276-1898
Myung Soo Han	Han's Electric		H-05-2474	Honolulu		1617 Keeaumoku Street, #602 Honolulu, HI 96822	Mr. Myun Soo Han	(808) 841-6688, (808) 282-6687
Nakamura, Rodney S.	Rod S. Nakamura Welding		H-99-188	Honolulu		2433 Rooke Avenue Honolulu, HI 96817	Mr. Rodney S. Nakamura	(808) 228-2551; (808) 848-9777
Nanakuli Neighborhood Housing Services, Inc.	Nanakuli Housing Corporation Baseyard Hawaii		H-01-2248	Honolulu		P.O. Box 17489 Honolulu, HI 96817-0489	Wilbert Barber	(808) 842-0770
Norko Marine Agency, Inc.			H-01-2314	Honolulu		791 North Nimitz Highway, Pier 32 Honolulu, HI 96817	Mr. Norman Cheu	(808) 216-4790, (808) 536-4568
Oceantronics, Inc.			H-98-2102	Honolulu		711 North Nimitz Highway Honolulu, HI 96817	Mr. Glory Ebeling	(808) 522-5600; (808) 832-5590
Ohai, Leo A.	Oceanic Libra Corporation		H-99-3			C/O Oceanic Libra Corporation, P.O. Box 37038 Honolulu, HI 96820	Mr. Nephi Ohai	(808) 531-2524 (Business), (808) 690-4030 (Cellular), (808) 528-2149 (Home)
P&R Water Taxi, Ltd.			H-91-1714; H-05-2504;	Honolulu	HI R80A153	P.O. Box 2851 Honolulu, HI 96803-2851	Mr. Ralph Dewitt	808) 554-3436
Pacific Commercial Services, LLC			H-05-2482; H-06-2529; H-10-2672	Honolulu		P.O. Box 235117 Honolulu, HI 96813	Ms. Winnie Yuen	(808) 545-4599; (808) 780-5679
Pacific Divers Equipment Supply, Inc.	Blue Fin		H-08-2642	Honolulu		5 Sand Island Access Road, Box 140 Honolulu, HI 96819	Mr. Matthew Stone	(808) 847-4455; (808) 358-6028
Pacific Environmental Corporation			H-93-1817; H-96-1898; H-98-2055;	Honolulu		65 North Nimitz Highway, Pier 14 Honolulu, HI 96817-5333	Ms. Shanyn Nauihou	(808) 545-5195, (808) 792-1180, (808) 295-6016; (808) 479-3905; (808) 545-5190;
Pacific Fishing and Supply, Inc.	Petro Pacific		H-97-1969	Honolulu		504 North Nimitz Highway Honolulu, HI 96817	Mr. Roger Dang	(808) 533-1195; 590-9921

Tenant Business Name	DBA or Other Name	Lease No	Revocable Permit No	Harbor	NPDES Permit No.	Mailing Address	Inspection POC	Phone Number
Pacific Shipyards International, LLC	Pacific Marine and Supply, Navatek, Unitek Contracting Group, Honolulu Shipyard		H-84-1229; H-98-2123	Honolulu	HI DO20753	P.O. Box 31328, Honolulu, HI 96820	Mr. Marv Miller	(808) 342-3384
Pang, Sandra	SP Lunch Wagon; Sandy's Lunchwagon		H-91-1735	Honolulu		139 Mokauea Street Honolulu, HI 96819	Ms. Sandra Pang	(808) 778-4686
Paradise Cruise, Ltd.	Paradise Cruise, Inc., RDH Transportation Inc., and Royal Star		DOT 93-22; H-06-2530	Honolulu	HI R80E255	5 Sand Island Access Road, Box 121 Honolulu, HI 96819	Mr. Marc Rubenstein	(808) 479-7427
Pendleton Flour Mills, LLC	Hawaiian Flour Mills; HFM Food Service; KERR Pacific Corp	2767	H-01-2283	Honolulu		P.O. Box 1238 Honolulu, HI 96807-1238	Mr. Tim Bryan	(808) 527-3272, (808) 527-3215; 368-1868
Petrospect, Inc.			H-87-1411; H-88-1517	Honolulu		499 North Nimitz Highway, Pier 21 Honolulu, HI 96817-5063	Mr. Chad Miller	(808) 536-6626; (808) 306-7501
Pioneer Machinery, Inc.			H-90-1678	Honolulu		P.O. Box 22265 Honolulu, HI 96823-2265	Mr. Rodney Yee	(808) 371-4892
POP Fishing & Marine, LLC	Pacific Ocean Producers, Inc. (Nico's)	H-03-18; H-10-51	H-04-2458; H-07-2588	Honolulu		1133 North Nimitz Highway Honolulu, HI 96817	Mr. Neil Kanemoto	(808) 537-2905 ext. 110, (808) 478-9002, 1(800) 288-6644; (808) 537-2905 ext. 102
Prime Builders			DOT-96-146	Honolulu		411 Hobron Lane, #912 Honolulu, HI 96815	Mr. Damjan Roncevich	(808) 371-5086; (808) 395-6698
Protech Roofing, LLC			H-03-2407	Honolulu		5 Sand Island Access Rd, Box 163 Honolulu, HI 96819	Mr. Charles E. Spiegel	(808) 845-1300
Pryne, Ty	H.B.N. Yacht Rigging	1009557	H-01-2271	Honolulu		3901 A Maunahilu Place Honolulu, HI 96816	Mr. Ty Pryne	(808) 479-8844, (808) 597-8120
R & C Concrete Specialists, Inc.	Ron's Concrete Specialists, Inc.		H-98-2115	Honolulu		P.O. Box 17370 Honolulu, HI 96817	Mr. James Mainaaupo	(808) 845-0467
Rebecca's Fine Collections, Inc.	R.F.C. Group		H-07-2578	Honolulu		66 Queen Street, #1702 Honolulu, HI 96813	Ms. Rebecca Fan	(808) 478-6688
Reef Development of Hawaii, Inc.			H-10-2693	Honolulu		P.O. Box 1055 Aiea, HI 96701	Islander Achay	(808) 478-5840; (808) 488-1228 ext. 220
Robert Marcos, Inc.			DOT-96-141	Honolulu		5 Sand Island Access Road, Box 143 Honolulu, HI 96819-4908	Mr. Robert Marcos	(808) 841-1123
Roberto's, Inc.	Roberto's Group Inc. Hawaii; Roberto's Health Care		DOT-96-131	Honolulu		5 Sand Island Access Road, Box 145 Honolulu, HI 96819	Ms. Grace Siu (RI)	(808) 843-1688 ext. 110; (808) 845-6633; (808) 845-6634 (warehouse)
Sause Bros., Inc.		H-03-14; H-10-50	H-01-2261; H-04-2449	Honolulu; Kalaeloa		705 North Nimitz Highway, 2nd Floor Honolulu, HI 96817	Wayne Stachel for HNL, Mike Leslie for Kalaeloa;	(808)306-2177; (808) 521-5082; KAL: (808) 523-5636
Sea Engineering, Inc.			H-01-2289; H-09-2665	Honolulu		863 North Nimitz Highway Honolulu, HI 96817	W. Patrick Ross; Tor Harris	(808) 536-3603; (603) 978-6800
Shin Woo Corporation	David D Chang and Eun Ik Chang; Jeonju Makeoli USA Company		H-05-2490; H-10-2679	Honolulu		P. O. Box 30054 Honolulu, HI 96820	Mr. David Chang	(808) 853-1122; (808) 218-2121; (808) 979-2023
Shobu's Refrigeration & Air Conditioning, Inc.			H-10-2684	Honolulu		45-616 Apuakea Street Kaneohe, HI 96744	Mr. Clayton Shobu	(808) 526-8068, (808) 479-5818; (808) 864-0111

Tenant Business Name	DBA or Other Name	Lease No	Revocable Permit No	Harbor	NPDES Permit No.	Mailing Address	Inspection POC	Phone Number
Siu, Wai Lun	Pier 21 Lunchroom		H-98-2114	Honolulu		750 North Nimitz Highway Honolulu, HI 96819	Raymond Siu	(808) 597-8120
State of Hawaii Department of the Attorney General/Criminal Justice	Attorney General- Asset Forfeiture			Honolulu		425 Queen Street Honolulu, HI 96813	Mr. Kern Nishioka	(808) 586-1383
Steinke Brothers, Inc.			H-97-1981	Honolulu		98-889 Kaahele Street Aiea, HI 96701	Mr. Robert Steinke	(808) 488-9668
Submarines Hawaii, L.P.	(Subsidary of Robert's Hawaii)		H-99-2168	Honolulu		680 Iwilei Road, Suite 700 Honolulu, HI 96817-5317	Captain Fred Racale;	(808) 753-7727; (808) 832-1643, (808) 457-5398
Sun Chong Company, Ltd.			DOT-94-71	Honolulu		5 Sand Island Access Road, Box 148 Honolulu, HI 96819	Mr. Kevin Lam	(808) 381-2495; (808) 537-3525
Tai Polythene of Hawaii, Inc.			H-10-2690	Honolulu		60 Laimi Road Honolulu, HI 96817	Mr. Tai Lee	(808) 848-5591; (808) 595-7734
TBC, LLC	The Boys Club, LLC		H-06-2522	Honolulu		1172 Lunaai street Kailua, HI 96734	Mr. Patrick Casey	(808) 292-7468
The Custom Company, Inc.			H-02-2347	Honolulu		205 Kalihi Street Honolulu, HI 96819	Mr. Milton Ebesu	(808) 843-2805; (808) 845-8811
The Gas Company, LLC	Hawaii Gas Company (formerly known as)	H-69-4; H-72-15; H-80-9; H-94-1; H-06-28; H-06-29;	H-04-2450; H-04-2451; H-08-2627; H-08-2628;	Honolulu		P.O. Box 3000 Honolulu, HI 96802-3000	Ms. Zoe Williams	(808) 594-5637; (808) 594-5689 (Direct), (808) 551-3237 (Main)
The Pasha Group	Pasha Hawaii		H-06-2565	Honolulu		Pasha Hawaii Transport Lines 745 Fort Street Mall Suite 1600 Honolulu Hawaii 96813	Mr. Darren Lee	(808) 590-3617
The Sussex Company, Inc.			DOT-96-128	Honolulu		2270 Makiki Heights Drive Honolulu, HI 96822	Mr. Tony Sussex	(808) 537-3001
The Webe Corporation, Ltd.	Ali'I Kai Catamaran (Subsidiary of Robert's Hawaii)		H-05-2508	Honolulu		680 Iwilei Road, Suite 700 Honolulu, HI 96817	Captain Fred Rackle	(808) 831-1564, (808) 753-7727
Theophyllus, Inc.	Kano Trucking; T.I.		H-02-218	Honolulu		224 Mokauea Street Honolulu, HI 96819	Layne Kano	(808) 848-8844 Ext. 232
Tropical J's, Inc.			H-07-2571	Honolulu		5 Sand Island Access Road, Box 122 Honolulu, HI 96819	Mr. Gary Barnes	(808) 848-0888
Tropical Roofing and Raingutters, Inc.			H-02-217	Honolulu		94-078 Leokane Street Waipahu, HI 96797-2259	Mr. Charles M. Beeck Jr.	(808) 847-0030; (808) 783-0662
Trouble Free Corp.			H-03-2422	Kalaeloa		P.O. Box 8260 Honolulu, HI 96830	Mr. Chris Boyles	(808) 864-8864
U.S. Bureau of Customs and Border Protection, DHS			H-97-1934; H-03-2419	Honolulu		300 Ala Moana Boulevard, Room 2-267 Honolulu, HI 96813	Mr. Ferdie Jose	(808) 522-8001 ext. 223; (808) 366-3795
Uniroc Corporation	Uniroc Marble & Granite		H-08-2616	Honolulu		5 Sand Island Access Road, Box 101 Honolulu, HI 96819	Mr. Nelson Kuo	(808) 845-5557, (808) 620-8992; (808) 554-8909
United Fishing Agency, Ltd.		H-03-17	H-98-2037	Honolulu		1131 North Nimitz Highway Honolulu, HI 96817	Mr. Daniel Otani	(808) 536-2148
Unitek Technical Services, Inc.			H-99-182	Honolulu		P.O. Box 29177 Honolulu, HI 96820	Mr. Frank Schumann	(808) 447-2619; (808) 831-3076; (808) 478-6914
Universal Wholesaler Association, Inc.			H-03-2400	Honolulu		P.O. Box 160927 Honolulu, HI 96816	Mr. Patrick Chan	(808) 842-7427
Van, Kevin	Hi-Sea Hawaii Fishing Supply		H-97-1936	Honolulu		Pier 20, Warehouse #6 Honolulu, HI 96817	Mr. Kevin Van	(808) 521-6076, (808) 234-9091

Tenant Business Name	DBA or Other Name	Lease No	Revocable Permit No	Harbor	NPDES Permit No.	Mailing Address	Inspection POC	Phone Number
Viking V., Inc.			H-05-2515	Honolulu		309 Ilihau Street Kailua, HI 96734-1856	Mr. John Myking	(808) 254-6228; (808) 306-8158
Welch, Jr., Darrell, G., AIA	Aloha Tower, 4th Floor		H-99-2134	Honolulu		One Aloha Tower Drive, Box 63 Honolulu, HI 96813	Mr. Darrell G. Welch Jr., AIA	(808) 585-8522
Wikoliana Educational Excursions, LLC			H-09-2648	Honolulu		665 Iana Street Kailua, HI 96734	Captain Ian Jeffrey Lansdown	(808) 230-0940
Windward Moving and Storage Company, Inc.			H-11-2699	Honolulu		5 Sand Island Access Road, Box 140 Honolulu, HI 96819	Mr. Gregory Hamilton	(808) 845-6100; (808) 721-5522
Y. Fukunaga Products, Ltd.			H-02-2353	Honolulu		5 Sand Island Access Road, Box 125 Honolulu, HI 96819	Mr. Neal M. Otani	(808) 841-1555, (808) 282-6687
Y. Hata & Company, Ltd.			H-10-2670	Honolulu		285 Sand Island Access Road Honolulu, HI 96819	Mr. Chad Dias	(808) 864-2615; (808) 864-4231; 864-4258; (808) 392-5425
Young Brothers, Ltd.		H-93-4; H-98-8; H-01-04;	H-94-1857; H-96-1895: H-98-2118; H-99-2131; H-00-2214; H-00-2229; H-01-2275;	Honolulu	HA R80A119	P.O. Box 3288 Honolulu, HI 96801-3288	Mr. Nathan Kapule	(808) 543-9398, (808) 590-4297; (206) 276-1898; (808) 543-9357

APPENDIX D
TENANT EDUCATIONAL MAILINGS

This page intentionally left blank.

NEIL ABERCROMBIE
GOVERNOR

GLENN M. OKIMOTO
DIRECTOR

Deputy Directors
JADE T. BUTAY
FORD N. FUCHIGAMI
RANDY GRUNE
JADINE URASAKI

STATE OF HAWAII
DEPARTMENT OF TRANSPORTATION
869 PUNCHBOWL STREET
HONOLULU, HAWAII 96813-5097

HAR-EE
3732.14

August 7, 2013

TO: HARBORS DIVISION TENANTS

FROM: RANDY GRUNE
DEPUTY DIRECTOR – HARBORS

SUBJECT: MALAMA I KE KAI (PROTECT OUR OCEAN WATER)
2013 STORM WATER AWARENESS TRAINING FOR HARBORS TENANTS

The Harbors Division operates storm water drainage systems under permits from the Hawaii Department of Health. These conveyance systems are known as Small Municipal Separate Storm Sewer System (MS4). In order to maintain the water quality of State waters and prevent storm water pollution, all Harbors Division tenants have the responsibility to comply with the terms of their tenancy documents and to keep our ocean resources free from pollution to the best of their ability.

We will be conducting our annual storm water awareness training at the **Honolulu Harbor Pier 19 Ferry Terminal** this year. Two identical training sessions will be held on **August 28 and 29, 2013, both from 9:30 am to 11:30 am**. Please send a representative from your company to either of the training sessions. Check-in starts at about 9:00 am. **Parking is available at the Pier 19/20 parking lot at no charge (see attached map)**.

We will share information with all of our tenants about the present status of our Storm Water Management Program (SWMP) and how it affects your tenancy with Harbors Division, including details about the ongoing inspections of your facility. You may find additional information on the Harbors Storm Water Management website at:
http://hidot.hawaii.gov/harbors/library/storm-water-management/

Additionally, we will discuss what is considered an "illicit discharge," why it poses a risk to the environment and what you should do if you observe one. We have enclosed our newly developed *Storm Water Pollution Prevention Brochure* for Harbors Division tenants. Please share the information, as well as those previously sent to you, with all of your employees.

Please note that attending this annual training is mandatory for all Harbors Division tenants. Therefore, please do not forget to sign in when you come to the training. You will be required to complete a survey at the end of the training to receive credit for your attendance. Tenants who fail to send a representative to one of the training sessions will see their facility risk-ranking increase, indicating a higher potential for illicit discharges into the MS4. A higher risk ranking may subject your facility to more inspections or other administrative actions as may be warranted.

If you have questions, please contact Mr. Randal Leong of our Engineering Branch Environmental Section at (808) 587-1962.

Enc.

2013 Stormwater Awareness Training Location Map
HDOT Harbors Division



DATE AND TIME: August 28 and 29, 2013 (09:30 am to 11:30 am)
LOCATION: Honolulu Harbor Pier 19 Ferry Terminal
(Light refreshments and coffee will be provided

PROTECT
OUR OCEAN WATER
MALAMA I KE KAI

We are all responsible to make sure that pollutants don't end up in our ocean. To prevent "Illicit Discharges" into the storm water drainage system, there are Good Housekeeping activities and/or **Best Management Practices** (BMPs) that must be incorporated into your operations.

Sweep, Rake, Vacuum & Mop vs. Washing
Do NOT hose off sidewalks, parking areas and garages. Sweep, Rake, Vacuum & Mop and properly dispose of debris.



Use Non-Toxic Products
Choose non-toxic products over toxic ones. If needed, use them sparingly and properly dispose of unused portions. Minimize quantities stored on site.

NO Vehicle Washing
Unless authorized in writing by DOT Harbors. When washing vehicles, use soap sparingly and divert water runoff to landscaping or the sanitary sewer. Wash water should be collected in a bucket and poured in a sink. Do not allow soapy water to go onto the ground or into storm drains.

Reduce Use of Landscape Chemicals
Minimize the use of lawn and garden products, pesticides, herbicides, fertilizers and other chemicals. Avoid over-irrigating.

In general, **BMP's** can be followed by incorporating the **4 C's**:

CONTAIN IT, CONTROL IT, CAPTURE IT & COMMUNICATE IT

Contain It: Isolate your work area to prevent any potential flow or discharge from leaving the area.



Spill Containment



Wash Containment



Control It: Locate the nearest storm drain(s) and take measures to prevent pollutants from entering or discharging into them.

Stenciling





Protect Drains Properly





Capture It: Be prepared with clearly marked spill kits in appropriate areas to contain spills. Capture debris from rainwater runoff, cover trash, sweep, rake, vacuum and mop versus wash. Properly dispose of debris in trash receptacles.





Capture Oil



Be Prepared



Keep Receptacles Covered

Communicate It: Report illicit discharges, suspected discharges, and pollution concerns to Harbors Environmental at **(808) 587-1962** or to contacts listed in the **REPORT ILLICIT DISCHARGES** box. (BACK PAGE)

Best Management Practices (BMPs) for your industry can be found on the DOT Website:





http://hidot.hawaii.gov/harbors/library/storm-water-management/

Select Harbors Division **SCROLL DOWN** the webpage and find **BMP Flyers** under:

Harbors Best Management Practices (BMP) Fliers

- General BMPs

1. BMPs for Building and Remodeling
2. BMPs for Vehicle and Equipment Fueling
3. BMPs for Solid and Hazardous Waste Management
4. BMPs for Material Delivery and Handling
5. BMPs for Material Storage
6. BMPs for Vehicle Washing
7. BMPs for Vessel Maintenance Activities

- National Menu of Stormwater BMPs:
- EPA Construction BMPs:
- EPA Post-construction BMPs:

SCROLL DOWN further to find "**Spill Prevention Control & Counter Measures (SPCC)".**

Spill Prevention Control and Counter Measures (SPCC)

Environmental Protection Agency's (EPA's) main website for SPCC guidance.

- Tier 1 Qualified Facility SPCC Plan Template
  For facilities meeting the Tier I facility definition per 40 CFR 112.3(g)(1) and (2)of the SPCC rule. Contains SPCC Plan template in editable Microsoft Word format.
- SPCC Plan, Qualified Facilities Applicability
  Find out of your facility is subject to the SPCC Rule and if it meets the requirements of a Tier I or Tier II facility.

Addition information can be accessed from links at the bottom of the web-page.

Contact the **Department of Health Clean Water Branch** to see if your operation requires an **NPDES Permit.**

HARBORS DIVISION Aloha

Questions:
Call (808) 587-1962

ENVIRONMENTAL COMPLIANCE IS REQUIRED IN YOUR REVOCABLE PERMIT OR LEASE

ALL tenants are **REQUIRED** to comply with **ALL** Local, State and Federal **ENVIRONMENTAL LAWS** applicable to the activities on the permitted or leased Premises during and/or after the expiration or termination of the Revocable Permit or Lease. Failure of tenant to comply with ANY Environmental Laws constitutes a breach of the agreement, which may result in **TERMINATION** of the Revocable Permit or Lease and **LEGAL REMEDIES**, including, but not limited to, remediating at tenant's sole cost. **Questions Call: (808) 587-1944.**

Non-Compliance could result in **CITATIONS** and **FINES** issued by the Hawaii State Department of Health **(DOH)** and/or the Environmental Protection Agency **(EPA).** Let's work together to keep our environment clean.

REPORT ILLICIT DISCHARGES

Harbors Environmental: (M-F 8:00 AM to 4:30 PM)	**(808) 587-1962**
Harbors Traffic Control (24/7):	**(808) 587-2076**
U.S. Coast Guard:	**(808) 842-2600**
Hawaii Department of Health, Clean Water Branch:	**(808) 586-4309**
USEPA:	**(808) 541-2721**

HARBORS DIVISION Aloha

PROTECT OUR OCEAN WATER
MĀLAMA I KE KAI

STATE OF HAWAII DEPARTMENT OF TRANSPORTATION

Storm water pollution affects us all. Storm drains are not connected to the wastewater treatment plant *(sewer system),* **so everything flowing into the storm drain goes directly into our ocean UNTREATED!**

Storm water pollution comes from a variety of sources including:

- **Oil, fuel, machinery fluids, etc.**
- **Litter, pesticides, fertilizers, etc.**
- **Construction materials, i.e., Cement, paints, solvents, cleaners, detergents, metal, insulation, wood, etc.**
- **Bacteria from human and animal waste.**
- **Wash water from sinks, laundry, showers, vehicle washing, etc.**



(808) 587-1962

Storm Water
BEST MANAGEMENT PRACTICES

Building Power Washing

Building power washing, using a high-pressure water system, generates wash water (wastewater), which could contain contaminants (such as detergents, oils, dirt, greases, paint chips, metals, and grime). The discharge of these contaminants into a storm drain is considered an "Illicit Discharge." No wastewater should be discharged into storm drains.

Detergents, even biodegradable ones, can be poisonous to fish. Phosphates, an ingredient in some detergents, are plant nutrients that can cause excessive growth of nuisance plants in the water. Building power washing also removes debris that, if discharged, can clog storm drain inlets and grates and reduce or even prevent storm water drainage to the collection system.

Note: Building power washing, without proper containment and prior written consent from HDOT Harbors Division, is prohibited. It is also NOT acceptable to let wastewater from washing sit in areas such as parking lots, driveways, or walkway to evaporate, because contaminants can accumulate and flow into storm drains or state waters during the next rainfall event.

BMP Implementation

Primary Option:

- Apply dry wash methods (e.g., wiping with wet rags, wet mopping) that do not generate wastewater or cause wastewater to flow freely to the ground. Rinse water must be disposed of properly (e.g., into the sanitary sewer).

Secondary Option:

- Power washing with a (portable) containment system to completely contain and capture the wastewater. The system must be adequately designed to prevent water from entering a storm drain or from running off-site. A containment pad, berms, and pump system can be used to capture wastewater and divert it to a holding tank for proper disposal (see below).

Other Things To-Be-Considered:

- Building power washing is allowed only after the BMPs are approved in writing by HDOT Harbors Division.
- When power washing old paint off a building, the wastewater will contain paint chips that need to be collected, evaluated, and disposed of properly. Old paint stripped off commercial buildings may contain heavy metals (such as Pb, Cr, Cd, or Hg), and may need to be disposed of as a hazardous waste.
- Options for wastewater disposal include: (1) obtaining permission to direct the wastewater to the City's publicly owned treatment works [POTW] through a sanitary sewer on-site; (2) collecting the wastewater from the site and arranging for disposal at a POTW or industrial waste disposal facility.

The State Department of Transportation, Harbors Division has developed the Storm Water Management Plan (SWMP) in compliance with the National Pollutant Discharge Elimination System (NPDES) Permit.

The SWMP is administered by the Environmental Section under the Engineering Branch.

Phone: 808-587-1962

Website: http://hidot.hawaii.gov/harbors/library/storm-water-management/



Storm Water
BEST MANAGEMENT PRACTICES

Sidewalk and Walkway Power Washing

Unpainted concrete sidewalk/walkway power washing, using a high-pressure water system, generates wash water, which could contain contaminants (such as oils, dirt, greases, and grime). Power washing also removes debris that, if discharged, can clog storm drain inlets and grates and reduce or even prevent storm water drainage to the storm conveyance system. Therefore, wash water from sidewalk/walkway power washing must be properly handled.

Note: Before wash water enters storm conveyance system, the discharger must use appropriate Best Management Practices [BMPs] to reduce pollution associated with non-storm water discharges, to the Maximum Extent Practicable [MEP]. The discharger is responsible for complying with HDOT, City, State, and Federal rules and regulations.

BMP Implementation

Recommended Washing Procedure:

- Sweep and/or clean the surface of any visible pollutants and dispose of the collected material in trash containers. Clean surface oil with rags or absorbents. If using granular material (e.g., cat litter), thoroughly sweep and properly dispose of before washing.
- After visible pollutants are removed, use water ONLY to clean the area (i.e., no soap, acids, or other additives). Generated wash water should be properly drained or disposed of (e.g., directed to landscape or permeable areas within the premises, filtered through geotextile filter at the drain inlet then discharged into the storm drain).
- If any visible pollutants remain in the residual wash water, collect all water and pump into the City's publicly owned treatment works [POTW] through a sanitary sewer on-site. Approval by the City is required.

Other Things To-Be-Considered:

- If there is no storm drain system nearby and discharge on a paved lot or street will create a nuisance or hazardous condition, the effluent may be disposed of at a POTW or industrial waste disposal facility.
- Discharge to a POTW requires approval by the City.
- If sidewalk/walkway is painted and power washing has the potential to remove the paint, please refer to the **Building Power Washing BMP** flyer.

The State Department of Transportation, Harbors Division has developed the Storm Water Management Plan (SWMP) in compliance with the National Pollutant Discharge Elimination System (NPDES) Permit.

The SWMP is administered by the Environmental Section under the Engineering Branch.

Phone: 808-587-1962

Website: http://hidot.hawaii.gov/harbors/library/storm-water-management/



APPENDIX E
HARBORS TENANT TRAINING RECORDS

This page intentionally left blank.



2013 TENANT STORM WATER POLLUTION PREVENTION AWARENESS TRAINING

MĀLAMA I KE KAI – PROTECT OUR OCEAN WATER

AUGUST 28TH and 29th, 2012

Hawaii Department of Transportation – Harbors Division

Introduction

- Hawaii Department of Transportation – Harbors Division
  - Randy Grune – Deputy Director
  - Carter Luke PE – Engineering Program Manager
  - Randal Leong PE – Environmental Engineer
  - Jim Galariada CSP – Environmental Health Specialist
  - Joy Zhang – Environmental Health Specialist
- Weston Solutions, Inc.
  - Mark Ambler PE, PMP
  - Joe Weidenbach, PE
  - Stacey Fineran, PMP
- Hawaii Department of Health
  - Matthew Kurano

AGENDA

- Regulatory Background
- Harbors (Small MS4) General Permit Requirements
  - Public Education and Outreach
  - Public Involvement/Participation
  - Illicit Discharge Detection and Elimination (IDDE) Program
  - Construction Site Run-Off Control
  - Post-Construction Stormwater Management
  - Pollution Prevention and Good Housekeeping
- Facility Inspections
- Video Presentation (14 mins) – "**A Grate Concern**"
- Construction
- Pesticides
- Other Information
- Questions and Answers

RECENT PROGRAM HISTORY

- **HDOT Harbors General Permit – May 19, 2003**
- **EPA Audit – December 2008**
- **Finding of Violation – June 18, 2009**
- **Tenant Inspections – 2009 (44)**
- **Inspection Reports – 2010**
- **Stormwater Management Plan Revision – Dec 2009**
- **Tenant Inspections – 2010 (All)**
- **Deficiency Letters – 2011**
- **Tenant Inspections – 2011 (All)**
- **Deficiency Letters and Eviction Notices – 2012**
- **EPA Audit – May 2012**
- **Tenant Inspections – 2012 (All)**
- **Deficiency Letters – 2013**
- **Tenant Inspections – 2013**
- **EPA/HDOH Review of Stormwater Program – 2013**

2013 TENANT ENVIRONMENTAL MANAGER OF THE YEAR

for Exemplary Management of a Tenant Stormwater Program



2013 TENANT ENVIRONMENTAL MANAGER OF THE YEAR
CATEGORY A

for Exemplary Management of a Tenant Stormwater Program

EDWARD AU

For management of GLP Asphalt, LLC dba Asphalt Hawaii

2013 TENANT ENVIRONMENTAL MANAGER OF THE YEAR
CATEGORY B

for Exemplary Management of a Tenant Stormwater Program

TOM CRESCENZI

For management of Aloha Cargo Transport

REGULATORY BACKGROUND

- Clean Water Act (40 CFR 100-149)
  - 1972 Clean Water Act– Swimmable, Fishable
  - 1987 Amendements – NPDES (National Pollutant Discharge Elimination System) regulations
- NPDES – Environmental Protection Agency Regulatory Authority
  - Phase II issued in 1999 – General Permit
    - Small MS4
    - Construction Sites > 1 acre, < 5 acres (PENDING MODIFICATION AND RENEWAL)
- MS4 – conveyance that is owned by a state, city, town, village, or other public entity that discharges to waters of the U.S.; designed or used to collect or convey stormwater; and not combined with sewer.
- Harbors Division – Notice of General Permit Coverage (NGPC)
  - HI 03KB482 – Honolulu Harbor MS4 Permit
  - HI 03KB488 – Kalaeloa Barbers Point Harbor MS4 Permit

Regulatory Background (Litter/Pollution)

- **HAR 19-42-126; Littering or Polluting Land Areas**
  - *(a) No person shall **throw, place, leave, deposit or abandon**, or cause or permit to be thrown, placed, left, deposited or abandoned **any litter** within a state harbor, except in receptacles designated by the department for the disposal of such materials. "Litter" as used in this section includes any and **all types of debris and substances**, whether **liquid or solid**, and materials such as **garbage, refuse, rubbish, glass, cans, bottles, paper, wrappings, fish or animal carcasses** **or** **any other substances** which render harbor lands or facilities unsightly, noxious or otherwise unwholesome to the detriment of the public health and welfare and effective and safe operation of the harbor.*
  - *(b) No person shall **deposit oil, oily refuse, sludge, chemicals or other hydrocarbons** on state property except in specially designated collection points. These items **may not be left in or near standard refuse containers** or anywhere else on harbors property. Penalties, including but not limited to the **revocation of mooring permits** and the right to use the facilities, may be invoked.*

Regulatory Background (Litter/Pollution)

- **HAR 19-42-127; Littering or Polluting Water**
  - *No person shall place, throw, deposit, or discharge, or cause to be placed, thrown, deposited, or discharged into the waters of any harbor, river or shore waters of the State any **litter, or other gaseous, liquid or solid materials** which render the water unsightly, noxious or otherwise unwholesome so as to be detrimental to the public health and welfare or a navigational hazard. No person shall discharge **oil sludge, oil refuse, fuel oil or molasses** either directly or indirectly, or **pump bilges or ballast tanks containing other than clean water** into the waters of any harbor, river or into any shore waters in the State.*

GENERAL PERMIT REQUIREMENTS

Minimum Control Measures

Each Mininum Control Measure Requires:

- Written Plan – SWMP
- BMP Inplementation
- Training
- Reporting
- Enforcement

- Public Education & Outreach
- Public Participation & Involvement
- Illicit Discharge Detection & Elimination
- Construction Site Runoff Control
- Post-Construction Stormwater Management
- Pollution Prevention & Good Housekeeping

General Permit Allowable Discharges*

- Water Line Flushing
- Landscape Irrigation
- Diverted Stream Flows
- Rising Ground Water
- Uncontaminated Ground Water Infiltration
- Uncontaminated Pumped Ground Water
- Discharges from Potable Water Sources
- Air Conditioning Condensate
- Crawl Space Pumps and Footing Drains
- Dechlorinated Swimming Pool Water
- Discharges from Fire Fighting Activities
- Springs
- Lawn Watering Runoff
- Flows from Riparian Habitats and Wetlands

* Unless discharges "Cause or contribute to water quality objective exceedances."

Minimum Control Measures 1&2

Public Outreach &Participation

http://hidot.hawaii.gov/harbors/library/storm-water-management/

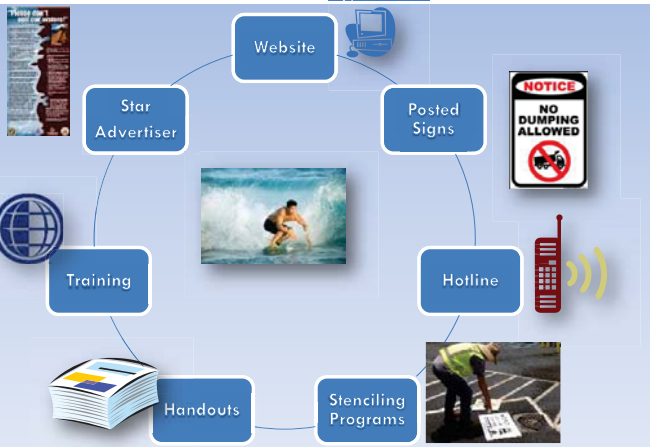

Minimum Control Measure 3

Illicit Discharge Detection & Elimination (IDDE) Program



1. Vehicle Washing
2. Building Power Washing
3. Equipment Power Washing
4. Outdoor Sinks Draining to Ground
5. Outdoor Hand Wash Stations
6. Spills
7. Sheen During Rain

ILLICIT DISCHARGE DEFINITION

<u>Non-Stormwater Discharge (NSWD)</u>
A discharge that is not composed entirely of stormwater



<u>Illicit Discharge</u>
An NSWD that **poses a risk to the environment**



Image Sources: http://www.clipartpal.com/clipart_pd/weather/rain_10272.html

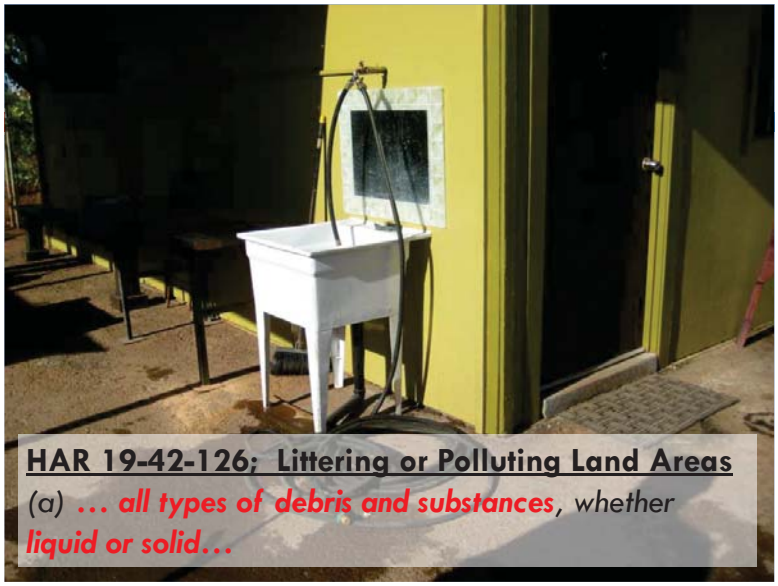

<u>HAR 19-42-126; Littering or Polluting Land Areas</u>
(a) *… all types of debris and substances, whether liquid or solid…*













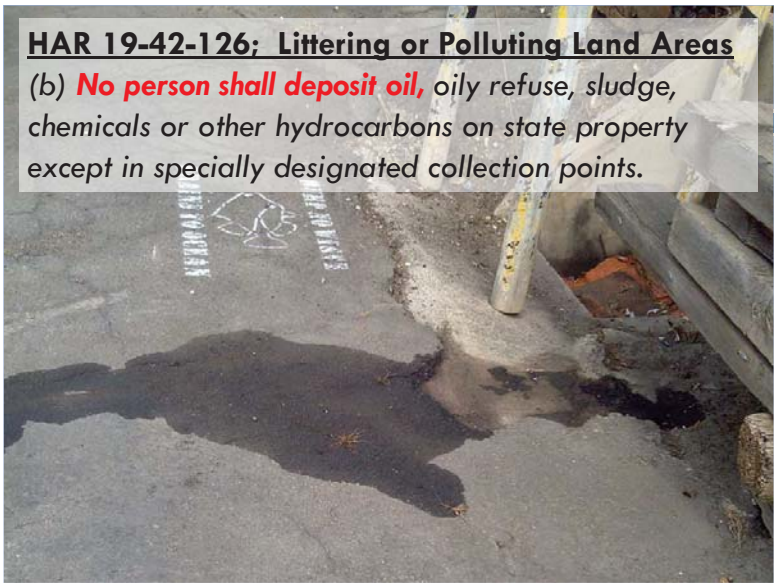
HAR 19-42-126; Littering or Polluting Land Areas
(b) ***No person shall deposit oil,*** *oily refuse, sludge, chemicals or other hydrocarbons on state property except in specially designated collection points.*






08/05/2013


08/05/2013


11/13/2012 10:45


11/13/2012 10:48


02/26/2013 11:43


02/26/2013 11:37


01/04/2013 09:39


TARE 18,675
01/04/2013 09:38


06/25/2012







BMP Fliers on the Website

- Vehicle and Equipment Washing
- Vehicle and Equipment Fueling
- Material Storage
- Common Businesses
- Solid and Hazardous Waste Management
- Material Delivery and Handling
- Building and Remodeling
- Vessel Maintenance
- **Building Power Washing**
- **Sidewalk and Walkway Power Washing**





Vehicle and Equipment Washing

- *Program started Last Year*
  - *Two (2) permits Issued to Date*

Submit This for Approval:

- What are you Washing?
- Pressure Sprayer Flow Rate
- Vacuum Rate
- Berm/Drain Map
- Container Capacity
- Waste Disposal Plan

… Then Have This Onsite:

- Wet Vacuum
- Berm
- Proper Containment
- Proper Waste Disposal

Vehicle and Equipment Washing

- Formal, written approval
- Contain Wash Water
- NO Wash Water → Storm Drain
- Example: 3.5 GPM Spray → 7 GPM Vacuum
- Enough storage for job?
- Proper transport and disposal
- Is the rinsate staying onsite?



3.5 GPM SPRAYER → 7 GPM VACUUM → 350 GALLON TOTE FOR 1 HOUR WASH → WHERE WILL THE RINSATE OR SLUDGE GO? → WHERE WILL THE SEDIMENT GO?

Building Washing

- **Primary Option**
  - Wet rags or mopping
  - Dispose in Sanitary Sewer (with City approval)
- **Secondary Option**
  - Portable Containment
  - Holding Tank
  - Dispose in Sanitary Sewer (with City approval)





Sidewalk/Walkway Washing

- Sweep/Dry Cleanup first
- Water Without Soap, Acid, etc.
- Wash Water Proper Disposal
- Dispose in Sanitary Sewer (with City approval)





Illicit Discharges



LAND BASED SOURCES?
REPORT IT!!
Harbors Work Hour Hotline
587-1962

DISCHARGE FROM VESSEL OR ALREADY MADE IT TO WATER?
REPORT IT!!
24/7 TOWER # 587-2076



Report These

ILLICIT DISCHARGES!



Uncovered Outdoor Petroleum Storage



Overflowing Trash Bins



Leaking Drums or Rolloffs

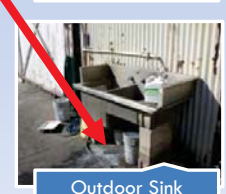

Outdoor Sink Without Capture



Vehicle Washing without Capture



Building Washing without Capture

Minimum Control Measure 6

Pollution Prevention &Good Housekeeping

VIDEO Presentation

Illicit Discharge Detection and Elimination

"A Grate Concern"

Excal Visual



Tenant Facility Inspections

(draft Manual under EPA/HDOH review)



Minimum Control Measure 4

CONSTRUCTION SITE RUNOFF CONTROL

(required review and approval)

- Construction Site Runoff Control Program Manual
- Permit to Discharge (temporary)
- Permit for Connection (permanent)
- Construction Process Flow Chart

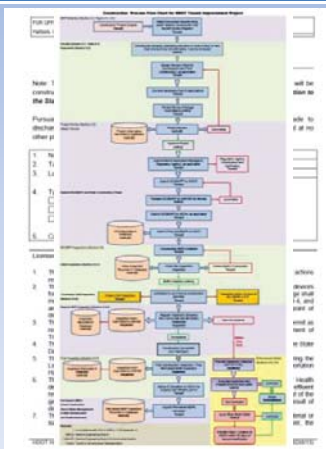

Minimum Control Measure 4

CONSTRUCTION SITE RUNOFF CONTROL (after review and approval)

- Construction Site Design Review Checklist
- Construction Site BMP Inspection Checklist


Construction Site Best Management Practices Inspection Checklist

Minimum Control Measure 4

CONSTRUCTION SITE RUNOFF CONTROL (< 1 acre)

- Notification Form for Projects <1 acre


Notification Form for Project Sites Disturbing Less Than One Acre

Minimum Control Measure 4

CONSTRUCTION SITE RUNOFF CONTROL (BMP Specification Documents)

- City and County of Honolulu Construction BMPs
- HDOT Harbors Water Pollution Control Spec


ARTICLE XXX - TEMPORARY WATER POLLUTION, DUST, AND EROSION CONTROL

Minimum Control Measure 4

CONSTRUCTION SITE RUNOFF CONTROL (Inspection Frequency: Construction Project Subject to NPDES Permit)

TENANTS

- INSPECTION WITHIN **24-HOURS** OF ANY RAINFALL ≥ 0.5”
- **WEEKLY** SELF-INSPECTION

HARBORS

- **BIWEEKLY** (OCTOBER through MARCH)
- **BIMONTHLY** (APRIL through SEPTEMBER)

Construction Equipment Cleaning



Construction Equipment Cleaning



Examples of Illicit Discharges Construction Sites













Minimum Control Measure 5

POST-CONSTRUCTION STORMWATER MANAGEMENT (1 or more acres)


DRAFT

Post-Construction Storm Water Management in New Development and Redevelopment Honolulu and Kalaeloa Barbers Point Harbors

Small Municipal Separate Storm Sewer Systems File Nos. HI 02KB482 and HI 02KB488

PROTECT OUR WATER

Prepared For

State of Hawaii Department of Transportation Harbors Division 79 South Nimitz Highway Honolulu, Hawaii 96813

June 2013

Version 2.0

NEW DEVELOPMENT
Land disturbing activities; structural development, including construction or installation of a building or structure, and the creation of impervious surfaces;

REDEVELOPMENT
Development that would create or add impervious surface area on an already developed site.

Redevelopment includes, but is not limited to:
- **Expansion of a building footprint;**
- **Addition to or replacement of a structure;**
- **Replacement of an impervious surface that is not part of a routine maintenance activity;** and
- **Land disturbing activities related to structural or impervious surfaces.**

OTHERS (<1 acre)
If potential to discharge pollutants

Minimum Control Measure 5

POST-CONSTRUCTION CONTROLS

Considering water quality impacts early in the design process can provide long-term water quality benefits and lower administrative environmental management costs.

- **Low-Impact Development**
- **Green Design**
- **Site Specific/Innovative BMPs**
- **Infiltration**
- **Filtration**
- **Retention/Detention**
- **Isolation/Separation of Runoff from Processes**

Retrofits you can use to manage your site:

Eliminating Curbs and Gutters
Green Parking
Green Roofs
Rain Barrels / Cisterns
Protection of Natural Features
Urban Forestry
Grassed Swales
Infiltration Basin/Trench
Permeable Pavement
Porous Asphalt Pavement
Vegetated Filter Strip
Dry Detention Ponds
Storm Water Wetland

Examples of Post-Construction BMPs
TRENCH DRAIN FILTER





Examples of Post-Construction BMPs
RAIN BARRELS



Examples of Post-Construction BMPs
PERMANENT DRAIN INLET FILTERS

Minimum Control Measure 6

Pollution Prevention & Good Housekeeping



Minimum Control Measure 6
Pollution Prevention & Good Housekeeping



All drums should be in good, working condition. Inspections should be held regularly and any drums with damage should be replaced immediately.





Minimum Control Measure 6
Pollution Prevention & Good Housekeeping



Access to chemicals should be restricted to personnel trained in proper handling and disposal procedures; all must be labeled and have MSDS available





Flammable chemicals, solvents, and paints should be stored in a fireproof locker. Chemicals must be separated by combatibility

Minimum Control Measure 6
Pollution Prevention & Good Housekeeping

Do not overfill



Trash bin kept covered when not in use

Keep trash and debris from accumulating around the bin, because storm water will carry it out to the ocean

HERBICIDES AND PESTICIDES

- Appendix M of HAR, Chapter 11-55 is the NPDES General Permit authorizing point source discharges from the application of pesticides.
- These are covered:
  - Section 1(a)(1): Mosquito and Other Flying Insect Pest Control
    - Into or over State Waters.
  - Section 1(a)(2): Weed and Algae Pest Control
    - In State Waters and at water's edge, including ditches or canals
  - Section 1(a)(3): Animal Pest Control
    - Into State Waters
  - Section 1(a)(4): Forest Canopy Pest Control
    - In, over or to forest canopy when State waters are below

HERBICIDES AND PESTICIDES

GENERAL
- Read/Follow the Label
- Use manual or mechanical methods before chemical and use least toxic chemical
- Use bio-degradable chemical

MIXING
- Read/Follow the Label
- Mix over secondary containment
- Designated mixing spot
- Label all containers
- Make just enough for the job
- Use rinse water as dilution for next batch

APPLICATION
- Read/Follow the Label
- Don't apply in wind or rain
- Choose spot application rather than broadcast
- Have No Spray Zones near water
- Avoid spraying near water unless approved

CLEAN-UP
- Read/Follow the Label
- Follow manufacturer clean-up guidance
- Sweep sidewalks
- Clean-up immediately
- Labels
- Proper disposal (use it all)
- Triple Rinse
- Rinse water to application area
- Proper disposal

STORAGE
- Read/Follow the Label
- Secondary Containment
- Designated Location
- Clearly and Correctly Marked

Images by: Colin Grey, anysnapshot.com, wash-safe.com, vtsv.org, pamsclipart.com, mysafetysign.com

Enforcement Actions

Regulatory Mechanisms
- Hawaii Administrative Rules (HAR)
- Hawaii Revised Statutes (HRS)
- Tenant Leases/Revocable Permits / Construction contracts
- 40 CFR - Clean Water Act & NPDES
- Other Applicable State & Federal Regulations

Penalties for Lack of Compliance (dependant on severity of violation)
- **VERBAL WARNINGS**
- **WRITTEN NOTICES**
- Citation with Monetary Fines
- Stop Work Orders
- Abatement by Harbors Division with Reimbursement by the Responsible Party
- **LEASE OR RP TERMINATION (TENANT)**
- Referral to HDOH or Other Appropriate Regulatory Agency

KMR Renovation

TENANTS RELOCATE BY FEBRUARY 2014



Vessels

COMING 12/18/2013

Small Vessel General Permit - General Requirements

- Minimize the potential for substances or pollutants to accidentally enter the effluent, including spills.
- May not contain visible garbage in the effluent.
- May not use any dispersants, cleaners, chemicals, or other materials or emulsifiers that would remove the appearance of a visible sheen.
- Minimize the introduction of constituents of concern or pollutants, such as foam or floating solids.
- Oil, including oily mixtures, may not be discharged in quantities that may be harmful or cause a visible sheen.
- The discharge of antifreeze into waters subject to this permit must be minimized. For vessel engines that have been winterized, minimization can be achieved by draining antifreeze from the engine prior to startup or capturing antifreeze when discharged from the engine upon startup. The discharge of antifreeze with toxic or known carcinogenic additives, such as ethylene glycol and methanol, is prohibited.
- When feasible, cleaning, maintenance, and repair jobs should be done while the vessel is out of the water or in drydock.
- Any soaps, detergents or cleaners used must be non-toxic, phosphate-free, and biodegradable. Phosphate-free soap contains by weight 0.5% or less of phosphates or derivatives of phosphates.
- Any spill of oil or other harmful chemicals that are discharged in a quantity that may be harmful or cause a visible sheen as established under 40 CFR Part 110, 40 CFR Part 117, or 40 CFR Part 302, must be reported immediately to the National Response Center at 1-800-424-8802. The National Response Center can also be contacted through their website at: www.nrc.uscg.mil.

For More Information…

VESSEL GENERAL PERMIT LINK

http://cfpub.epa.gov/npdes/vessels/vgpermit.cfm

HARBORS SWMP LINK

http://hidot.hawaii.gov/harbors/library/storm-water-management/

Storm Water Contacts

DISCHARGES ON LAND – HARBORS HOTLINE (WORK HOURS)

- Harbors Hotline @ (808) 587-1962

DISCHARGES OVER WATER (24 HOURS / 7 DAYS A WEEK)

- Harbor Traffic Control Unit @ (808) 587-2076

SERIOUS OFFENSES

- Hawaii Department of Health, Clean Water Branch @ (808) 586-4309
- U.S. Coast Guard @ (800) 424-8802
- USEPA @ (808) 541-2721



MĀLAMA I KE KAI – PROTECT OUR OCEAN WATER

PLEASE SHARE THIS PRESENTATION WITH ALL YOUR EMPLOYEES (ON WEBSITE BELOW)

http://hidot.hawaii.gov/harbors/library/storm-water-management/

QUESTIONS OR COMMENTS?

References

- http://megi.bz/wp-content/uploads/2009/04/oil-runoff-into-storm-drain.jpg
- http://www.octopuscarwash.com/IMG_0014.jpg
- http://www.californiagreensolutions.com/images/Parker-powerwash328.jpg
- http://s3.images.com/huge.70.351214.JPG
- http://www.pneac.org/stormwater/pg-stockpiles.cfm
- http://www.victorystore.com/signs/property_management/images/dumping-1.gif
- http://www.ars.usda.gov/sp2userfiles/ad_hoc/19000000SafetyHealthandEnvironmentalTraining/graphics/ChemicalHumor.jpg
- http://urbanneighbourhood.files.wordpress.com/2009/06/greenroof3.jpg
- http://www.landcareresearch.co.nz/research/built/liudd/images/DSCN2718.JPG
- http://www.multi-clean.com/Icons/Dfe%20icon.gif
- http://www.northsydney.nsw.gov.au/resources/images/street_cleaner.jpg
- http://www.suntreetech.com/files/Images/Products/Curb-Inlet-Protector/curb%20inlet%20protector%204.jpg

References

- http://images.google.com/imgres?imgurl=http://www.hinkleycenter.com/photos/hazwaste/images/hazwaste%2520%281%29.jpg&imgrefurl=http://www.hinkleycenter.com/photos/hazwaste.htm&usg=__D0dsnhoNzEJa9nL8nZDfTX0s_x4=&h=333&w=499&sz=45&hl=en&start=2&um=1&tbnid=-QznIlSKfeU29M:&tbnh=87&tbnw=130&prev=/images%3Fq%3Dimproper%2Bstorage%2Bof%2Bchemicals%26imgsz%3Dm%26imgtbs%3Dz%26hl%3Den%26um%3D1
- http://images.google.com/imgres?imgurl=http://industrialcleaningcorp.com/images/dscn1656.jpg&imgrefurl=http://industrialcleaningcorp.com/Pressure_Washing.html&usg=__NbD2NKVxSnHQ5_zC7KI5scQHASc=&h=2112&w=2816&sz=1102&hl=en&start=72&um=1&tbnid=5aVjgm_k4J0IXM:&tbnh=113&tbnw=150&prev=/images%3Fq%3Dpressure%2Bwashing%2Bequipment%26ndsp%3D18%26hl%3Den%26sa%3DN%26start%3D54%26um%3D1
- http://www.sbprojectcleanwater.org/images/powerwashing/bvb2.jpg
- http://www.martinatc.com/images/Picture%20004.jpg
- http://www.fluid-tech-inc.com/template_assets/images/air8.jpg
- http://images.google.com/imgres?imgurl=http://www.bayareagreensolutions.com/productphotos/page-5-400.jpg&imgrefurl=http://www.bayareagreensolutions.com/pressure_washing.html&usg=__RMp1ZjFF54E4-wnc-q1hJoOgQBI=&h=601&w=400&sz=67&hl=en&start=1&tbnid=JrQAnxYDUPxh1M:&tbnh=135&tbnw=90&prev=/images%3Fq%3DPressure%2Bwashing%2Bcontainment%26gbv%3D2%26hl%3Den
- http://www.ci.manteca.ca.us/pwt/engdiv/sdeng/img/cw2.jpg

References

- http://www.miraclepowerwashing.com/images/construction-heavy-equipment-cleaning.png
- http://www.hydroboss.com/Images/action1.jpg
- http://www.ntxsd.net/_borders/sm_Dozer.jpg
- http://upload.wikimedia.org/wikipedia/commons/3/3c/Drain_runoff_in_Kharkiv.jpg
- http://asianautoworks.com/images/asianautoworks_oilchange.jpg
- http://images.google.com/imgres?imgurl=http://www.aquahotwash.com/pw_commercial/IMAG009A.JPG&imgrefurl=http://www.aquahotwash.com/pw_commercial.html&usg=__Q4D0P9JSEfZlqlwj3fWzGjUJsBo=&h=421&w=640&sz=36&hl=en&start=71&um=1&tbnid=5FnQJUAMRGsxGM:&tbnh=90&tbnw=137&prev=/images%3Fq%3Dpressure%2Bwashing%2Bgrease%26ndsp%3D18%26hl%3Den%26sa%3DN%26start%3D54%26um%3D1
- http://www.sea-way.org/blog/WWFad_BIG01.JPG
- http://www.globalspec.com/NpaPics/99/349038_062220093865_ExhibitPic.jpg
- http://www.basicconcepts.com/new.asp
- http://www.pelicanparts.com/techarticles/911_oil_return_tube/911_oil_return_tube_pic14_big.JPG
- http://www.ferret.com.au/odin/images/210671/Spill-Station-Australia-provides-tips-for-buying-spill-control-equipment.jpg

References

- http://www.threesheetsnorthwest.com/files/2009/02/sailboatpressurewashrep.jpg
- http://www.interstateroofing.com/wp-content/gallery/pressure-washing/dscf6800.gif
- http://citshine.com/TruckTrailer2.jpg
- http://radio.weblogs.com/0101170/images/water/stormwateroutlet.jpg
- http://uem.minimanga.com/desktops/drain1600x1200.jpg
- http://www.brownstoner.com/brownstoner/archives/gowanus-pollution-0409.jpg
- http://cache1.asset-cache.net/xc/74877867.jpg?v=1&c=IWSAsset&k=2&d=17A4AD9FDB9CF193395A77F763DF9CD78E336CAAB630FD03A7CFF610D5B4FC25
- http://cc.ysu.edu/eohs/CMC/images/genchemstor.jpg
- http://lh6.ggpht.com/_pc761Wf744I/R6TQ4neTOkI/AAAAAAAAAbs/Xo6crWGquNs/DSC02844.JPG
- http://www.dndweldfab.com/yahoo_site_admin/assets/images/83_Paint_Locker_007.4102510_large.JPG
- http://www.baysoundings.com/spring04/photos/swale.jpg
- http://www.mwcog.org/environment/stormwaterworkshop/images/Stormwater_Retention_Pond1.jpg
- http://www.cif.org/nom2004/images/rouge3.jpg
- http://images.google.com/imgres?imgurl=http://www.courier-journal.com/blogs/bruggers/uploaded_images/DAY_0610SHUTDOWN_06_MS-728983.jpg&imgrefurl=http://www.courier-journal.com/blogs/bruggers/2007_06_01_archive.html&usg=__D_yw9RoUZFDAe9LmB9C6c9nRfII=&h=1067&w=1600&sz=377&hl=en&start=1&um=1&tbnid=E0W9F95vh8j29M:&tbnh=100&tbnw=150&prev=/images%3Fq%3Dconstruction%2Bpollution%26imgsz%3Dl%26imgtbs%3Dz%26hl%3Den%26um%3D1
- http://www.cleanawn.com/images/steam-1a.jpg

Weston Solutions, Inc
Suite 2301
841 Bishop Street
Honolulu, HI 96813
808-275-2900
Fax: 808-585-7378

HDOT HARBORS
TENANT TRAINING
August 28, 2013

SIGN-IN SHEET

PRINT NAME	Company	Phone	Email
GALI, DONALD	DONS MAKIKI	9493787	DONSMAKIKI@YAHOO.COM
Jay Dowsett	Friend of Hawaiian & Hawaiian Lot	256-84	
GORDON FOWLER	PAR WATER TAXI	808-753-7592	GFOWLER@HAWAIIRG.COM
Jack Almanza	Hawaiian Cement	864 2874	jack.almanza@hawaiiancement.com
Debbie Freitas	Hawaii Transfer Co	808 6773111	deborah-freitas@hawaiitransfer.biz
Glenn Jinbo	ASIG / HFFC	630-0572	glenn.jinbo@asig.com
Kern Nishioka	Attorney General	586-1383	kern.k.nishioka@hawaii.gov
CHAD DIAS	BEI HAWAII	864-2615	CDIAS@BEIHAWAII.COM
ANDREW SOUZA	McCabe Hamilton & Renny	479-0356	[illegible]
EDWARD AU	GLP ASPHALT	479-5670	[illegible]
Clint Kagami	Kagami Inc	330-3379	Ckagami@hotmail.com
Clarence Chong	Kagami Inc	523-5700	—
NEPHI OHAI	OCEANIC LIBRA	531-2524	
Jennifer Kashimoto	PM Realty Group - Aloha Tower Marketplace	5285700	jkashimoto@pmrg.com
KEOLA GOO	JAS. W. GLOVER, LTD	864-0368	KEOLAG@GLOVERLTD.COM
PAUL FUKUNAGA	PF MARINE	842-1330	PFMARINE@AOL.COM
[illegible]	NORKO MARINE	536-4568	AGENTS@NORKOMARINE.COM

August 28th. 2013

PRINT NAME	Company	Phone	Email
ISKANDER ACHAY	ROOF DEVELOPMENT	478-5840	
Armando Taong	SAUSEBRO's	521.5082	
RODNEY TAMAMOTO	AAA SHIP SVC.	478-8732	
Andrew de Leon	BEI Hawaii	532-7457	
Charis R Cabral	Tropical J's, Inc.	808.848.0888	charis@tropicalj's.com
FRED Nakina	Hawaii Pilots	521-7223	
Tom Crescenzi	Northland (ACT)	536 7033	TOM@ACTHI.com
Kristin Lim, ~~Yal Lim~~	Hawaiian Aqua Products	521-5468	Kris@foolimandsons.com
Yal Lim	Foo Lim + Sons	521-5468	yal@foolimandsons.com
RODNEY NAKAMURA	R.S. NAKAMURA WELDING	808 2282551	~~RS~~ RSNWELD@YAHOO.com
RODNEY NAKAMURA	ALUMINUM SHAKE ROOF	8478885	
RODNEY NAKAMURA	MILLER INDUSTRIES	848055	
SASHA KAHUNAHANA	Bella Pietra	587-7479	admin@bellapietra.com
NORMAN CHEU	NORKO MARINE	536-4568	ncheu@norkomarine.com
John Hinely	Wind and Sea Charters	728-5646	jhinelyeh.tmail.com
Camille Laybon	Nanakuli Housing Corp	842-0770	info@baseyard.com
WILBERT BARBER	Baseyard Hawaii	"	"
Ranae Bird	GMR LLC KMR Property mgmt	845-1571	kmr@gmr-hawaii.com
FRANCIS H. YOSHIDA	OCEANTRONICS, INC	522-5600	francis@oceantronics.net
Jan Hesprich	Royal Star Hawaii	832-6265	jhesprich@royalstarhawaii.com
Nathan Kapule	Young Brothers	5439398	nkapule@htbyb.com
Dean Uyehara	HAWAII GAS	594-5556	duyehara@hawaiigas.com
RONALD CHEN	HONOLULU MARATHON	2552602	jchuen@lava.net
Stacey Fineran	Weston	594-9891	Stacey.Fineran@westonsolutions.com

Weston Solutions, Inc
Suite 2301
841 Bishop Street
Honolulu, HI 96813
808-275-2900
Fax: 808-585-7378

HDOT HARBORS
TENANT TRAINING
August 28, 2013

SIGN-IN SHEET

PRINT NAME	Company	Phone	Email
SCOTT OSHIRO	SHOBU'S A/C	479-5818	SCOTT@SHOBUSAC.COM
Patrick Akoyama	Island Movers	832-4000	Patrick@hawktree.net
Ferdie Jose	U.S. CBP	366-3795	ferdinand.a.jose@cbp.dhs.gov
Ross McDonald	Young Brothers	543-9357	rmcdonald@HTBYB.com
Gerald Toguchi	Royal Star	832-6265	toguchig@hotmail.com
Fung Lo	Royal Star	832-6265	
Rogelio Salazar	Royal Star	621 8396	
Mark Gaulke	Robert Marcos, Inc.	841-1123	maindesk.rmi@aol.com
RODNEY YAP	Pioneer Machinery Inc	371-4892	Pioneermach@Gmail
KIRK T. TENGAN	Amcon Hawaii	832-9290	KIRK.TENGAN@NOV.COM
NELSON ABECILLA	UNITED FISHING AGENCY	536-2148	nelson.abecilla@UNITEDFISHING(AGENCY.COM
SEAN DANG	PACIFIC FISHING & SUPPLY INC	533-1195	PACIFICFISHING@GMAIL.COM
GEORGE AKANA	AKANA TRUCKING	8459825	AKANATRUCKING@HAWAIIANTEL.NET
FRANK ROZNERSKI	HORIZON LINES / HAWAII STEVEDORES	842-5389	FROZNERSKI@HORIZONLINES.COM
JIM GALARIADA	HAR-EE	587-1976	
JOHN MYKING	VIKING V INC.	254-6218	

August 28, 2013
Harbors Tenant Training

PRINT NAME	Company	Phone	Email
Sidney Goo	Aloha Agidba Niu Nrsg	845-5991	sidgoo@msn.com
Bryan Osaki	Healy Tibbitts Bldrs	628-1013	bmosaki@healytibbitts.com
Richard Preston	Aloha Container	843-8600	TF.alohacontainer1@hawaiiantel.net
Ross L Dolfo	Hawaiian Cement	330-3914	ross.dolfo@hawaiiancement
Derek Higa	Fresh Island Fish	479-0607	DEREK@FRESHISLANDFISH.COM
Joe Mantanona	Matson	848-1285	
Randall Lau	HTB/YB	753-7340	RLAU@HTBYB.COM
Linda Goldstein	Ameron Hawaii	266-2672	linda.goldstein@nov.com
Shane Hoomanawanui	Securitas - Aloha Tower	9534688	shoomanaiman1@gmail.
Daniel Otani	United Fishing Agency	536-2148	dtyo27@gmail.com
Nathan Lingard	PMRG (Aloha Tower)	7996644	808lingard@gmail.com
Irene Yang	Hajalee, Inc	841-8699	
Fred Rackle	Robonts	375-7723	
Chris Woolaway	Falls of Clyde	753-3311	chris@woolaway.com
Duston Onaga	Amazon Constr. Co.	841-6595	donaga@hawaiiantel.net
Dane Wublitzer	Hawaiian Cement	5323407	on file
John Myking	Viking V Inc.	254-6228	MYKING0001@HAWAII.RR.COM
Joshua Lehmann	Central Pacific Distributing	848-0287	CPD.HI@Hawaiiantel.net
Glenn Toyama	Healy Tibbitts Building	368.1581	gttoyama@healytibbitts.com

Name	Company	Phone	Email
Jamie Tanimoto	DOH CWB	586-4309	jamie.tanimoto@doh.hawaii.gov
Flo & Otani	United Fishing Agency	536-2148	ufa-hi@pixi.com
NEIL KANEMOTO	P.O.P. / NMCO's	537-2905	neil@pop-hawaii.com
Shane Clarke	Aloha Tower	566-2314	shane.clarke@proparc.org
Ian Jeff Langsdown	WIKOLIANA HAWAII SAILING	230 0940	wikoliana@gmail.com

Weston Solutions, Inc

HDOT HARBORS
TENANT TRAINING
August 29, 2013

SIGN-IN SHEET

PRINT NAME	Company	Phone	Email
Nicholas Engebretson	Pacific Shipyards Int'l	808 2234946	nengebretson@pacificshipyards.com
Ray Bachiba	Hawaiian Cement	808 347 5866	ray.bachiba@hawaiiancement.com
Robbie Lindstrom	AES Kalaeloa	808 782 7717	robbie.lindstrom@aps.com
Steve Hinton	Marisco, Ltd.	808 306 5935	shinton@marisco.net
Charles R. Howard	Maritime License Center	808-589-0123	trng@maritctr.com
Michele Freitas	HFD	723-7129	mfreitas@honolulu.gov
Mark Saizon	HFD	478-6985	msaizon@honolulu.gov
Dorreann Kaehuaea	ENV / EQ	768-3272	dkaehuaea@ "
Rae Miyasaki	JFC Int'l Inc.	537-9528	rmiyasaki@jfc.com
Tor Harris	Sea Engineering Inc	603 978-6800	tharris@seaengineering.com
Kekua Kelii	Atlantis Submarines	808-386-0123	kkelii@atlantisadventures.com
Jessie Galaviz	Petrospect	808-536-6631	ops@petrospect.net
Robert Steinke	Steinke Bros. Inc.	478-9777	Steinke Bros. Gmail
Royce Racoma	Classic Tile corp	841-6893	classictilecorp@yahoo.com
Cynthia Jeffers	Hi Tec Roofing	841-7663	aa.hitec@gmail.com
Patrick Gillen	Clean Islands	951 907 1508	tcsnopo@yahoo.com
Ty Pryne	H.B.N.	808 479-8844	TyHBN@concentric.net

Weston Solutions, Inc

HDOT HARBORS
TENANT TRAINING
August 29, 2013

SIGN-IN SHEET

PRINT NAME	Company	Phone	Email
David Kroen	Y Hata & Co	8641137	dKroen@YHata.com
JOHN ZABLAN	Y. HATA	864-2216	~~ZABLA100~~ JZABLAN
Hahn Fuata Jr.	Don's Makiki	954-2739	hahnfuata@yahoo.com
Alton Tabino	Don's Makiki	216-4245	N/A
Theresa Alcasiba	Norman's Trac Serv	778-0344	nts96819@hotmail.com
JONATHAN ESPERANZA	HAWAIIAN CEMENT	864-2873	JONATHAN.ESPERANZA@HAWAIIANCEMENT
Winnie Yuen	PCS	545 4599	winnie.yuen@pcshi.com
Ronald Richardson	DHX	590 3196	ron.richardson@dhx.com
Arlen Ledward	City & County of Honolulu	768 3252	aledward@honolulu.gov
D. MAHINA WEATHERHOLTZ	City & County of HNL	768-3244	dweatherholtz@honolulu.gov
Bernadette Delem	BCP Construction of Hi. Inc.	841-4574	bdelem@bcpconstruction.com
Leimomi Ernestburg	" " " "	841-4574X205	momi@bcpconstruction.com
Monte Kalama	MATSON NAV	479-4651	MKALAMA@MATSON.COM
TONY SUSSEX	THE SUSSEX Co	537-3001	TONYSSSX@GMAIL.COM
TONY SUSSEX	THE BOYS CLUB LLC	537-3001	TONYSSSX@GMAIL.COM
Heather Schaerber	UTS Maritime / Unitek	447-2616	heather@unitekhawaii.com
Scott Y. Uno	Performance Landscapes	~~384~~ 282-5496	scott@performancels.com

August 29, 2013

PRINT NAME	Company	Phone	Email
THOMAS HEINRICH	GLOBAL SPECIALTY	843 8881	global.hx@aol.com
DAVID KAUAHI	HONOLULU POLICE DEPT	723-8510	dkauahi@honolulu.gov
TERRY N. AQUINO	Hawaiian Ice Company	538-6918	tcaquino@hawaiice
LAYNE KANO	KANO TRUCKING	216.9474	lkanoe hawaii.rr.com
Michael Rossman	Fuelman	864-0646	
Iwalani Ambrose	Erik Builders, Inc	845-7736	iwalaniambrose@hawaiiantel.net
Rorylynn Laa	Erik Builders, Inc	"	chubbbies7@Hotmail.com
Keahi Birch	Matson	848-1252	kbirch@matson.com
Bob Lamb	Matson	848-1258	rlamb@matson.com
MIKE ROSSMAN	MARINE PETRO	841-0169	MKMPUFFIN@Q.COM
Casey Ofuni	Y. Fukunaga prod.	841-1555	Casey@yfukunaga.com
DARRYL BLAND	CB TECH SERVICES, INC	848-0060	DARRYL@CBTECHSERVICE.COM
Ralph Dewitt	POR Water TAT	554-3436	rdmkte Hawaiian tel.biz
Greg Powell	Phoenician LLC	682-1961	GP15808@GMAIL.com
Eugene Gillis	Excavation Serv.	383.1959	
Calvert Chun	HAR-PM	587.1944	~~Calvert.chun@hawaii.gov~~ Calvert.J.T.chun@hawaii.gov
RUSTY NALL	PENCO PACIFIC PAVING	545-6195	rusty.nall@penco.org

Weston Solutions, Inc

HDOT HARBORS
TENANT TRAINING
August 29, 2013

SIGN-IN SHEET

PRINT NAME	Company	Phone	Email
PATTI MIYASHIRO	HARBORS DIV	587-1942	patti.e.miyashiro@hawaii.gov
ERIC LEONG	HAR-PM	587-1943	eric.leong@hawaii.gov
CARL YOUNG	HAR-PM	587-1945	carl.g.young@hawaii.gov
Rusty Nall	AMERICAN MARINE	545-5195	rusty.nall@amsghq.com

August 29. 2013

PRINT NAME	Company	Phone	Email
TIM BYAM	Pendleton Flour Mills	527-3272	tbyam@pfmills.com
Clint Lizuka-Sheeley	HPC Foods	347-9812	Clint@HPCFoods.com
JONATHAN ING	UNIROC CORPORATION	845-5577	uniroc@msn.com
Ying Zhang	HDOT Harbors		

MANDATORY ANNUAL STORM WATER TRAINING 2013

Instructions: Please complete this survey and submit to your Harbors Environmental Section Representative. **HAND IN QUIZ BEFORE LEAVING**

Name: Robbie Lindstrom **Date:** 8/29/13
Please Print
Company: ABS KALAELOA

1. How do you play a valuable role in protecting our State's ecosystem?
   a) By preventing pollution in our storm water runoff.
   b) By ignoring illicit discharges.
   c) By dumping wastes down the storm drain.
   d) By not cleaning up spills.

2. What is NOT an illicit discharge?
   a) Washing vehicles with soap and power washers without a permit.
   b) Hand wash sinks plumbed into the storm sewer.
   c) Rain water.
   d) Sandblasting sand entering the harbor.

2. What is the purpose of this annual training?
   a) To comply with environmental laws
   b) To minimize the discharge of pollutants from the Harbors and tenant facilities into Hawaii's waters.
   c) To utilize best management practices (BMPs) to reduce the impact from construction activities.
   d) All of the above.

3. Which of the following are considered pollutants in the Harbors storm drain system?
   a) Oil or oily sheen.
   b) Anything on the ground around your facility such as trash, dirt, or metals.
   c) Storm water.
   d) A and B.

4. What should you do if a 20-gallon diesel spill happens at your facility?
   a) Take all necessary clean-up steps but do Not report it to Harbors.
   b) Put absorbent down and come back in a few days.
   c) Take all necessary clean-up steps and report it to Harbors.
   d) Rinse it off your facility with a hose.

5. Where can you find BMPs to fit activities at your facility?
   a) Harbors Storm Water Management Plan (SWMP) located on the website or Individual Storm Water Pollution Control Plans (SWPCPs) developed for your facility.
   b) City and County of Honolulu BMP Manual.
   c) Environmental Protection Agency BMP Menu.
   d) All of the above.

6. What are your impressions about this training?

ADEQUATE

MANDATORY ANNUAL STORM WATER TRAINING 2013

Instructions: Please complete this survey and submit to your Harbors Environmental Section Representative. **HAND IN QUIZ BEFORE LEAVING**

Name: Chris Woolaway **Date:** Aug 28, 2013
Please Print
Company: Friends of Falls of Clyde

1. How do you play a valuable role in protecting our State's ecosystem?
   a) By preventing pollution in our storm water runoff.
   b) By ignoring illicit discharges.
   c) By dumping wastes down the storm drain.
   d) By not cleaning up spills.

2. What is NOT an illicit discharge?
   a) Washing vehicles with soap and power washers without a permit.
   b) Hand wash sinks plumbed into the storm sewer.
   c) Rain water.
   d) Sandblasting sand entering the harbor.

2. What is the purpose of this annual training?
   a) To comply with environmental laws
   b) To minimize the discharge of pollutants from the Harbors and tenant facilities into Hawaii's waters.
   c) To utilize best management practices (BMPs) to reduce the impact from construction activities.
   d) All of the above.

3. Which of the following are considered pollutants in the Harbors storm drain system?
   a) Oil or oily sheen.
   b) Anything on the ground around your facility such as trash, dirt, or metals.
   c) Storm water.
   d) A and B.

4. What should you do if a 20-gallon diesel spill happens at your facility?
   a) Take all necessary clean-up steps but do Not report it to Harbors.
   b) Put absorbent down and come back in a few days.
   c) Take all necessary clean-up steps and report it to Harbors.
   d) Rinse it off your facility with a hose.

5. Where can you find BMPs to fit activities at your facility?
   a) Harbors Storm Water Management Plan (SWMP) located on the website or Individual Storm Water Pollution Control Plans (SWPCPs) developed for your facility.
   b) City and County of Honolulu BMP Manual.
   c) Environmental Protection Agency BMP Menu.
   d) All of the above.

6. What are your impressions about this training?

This presentation was most informative.
Time well Spent

Chris spoke to me/Stacey about bringing human health into the presentation, as she feels that it is EPAs focus, and that the direct human health effects of plastic in the harbor should be explained. -Joe

MANDATORY ANNUAL STORM WATER TRAINING 2013

Instructions: Please complete this survey and submit to your Harbors Environmental Section Representative. **HAND IN QUIZ BEFORE LEAVING**

Name: Kem Nishida **Date:** 8/28/13
Please Print
Company: DOT - Dept. of the Attorney General

1. How do you play a valuable role in protecting our State's ecosystem?
   a) By preventing pollution in our storm water runoff.
   b) By ignoring illicit discharges.
   c) By dumping wastes down the storm drain.
   d) By not cleaning up spills.

2. What is NOT an illicit discharge?
   a) Washing vehicles with soap and power washers without a permit.
   b) Hand wash sinks plumbed into the storm sewer.
   c) Rain water.
   d) Sandblasting sand entering the harbor.

2. What is the purpose of this annual training?
   a) To comply with environmental laws
   b) To minimize the discharge of pollutants from the Harbors and tenant facilities into Hawaii's waters.
   c) To utilize best management practices (BMPs) to reduce the impact from construction activities.
   d) All of the above.

3. Which of the following are considered pollutants in the Harbors storm drain system?
   a) Oil or oily sheen.
   b) Anything on the ground around your facility such as trash, dirt, or metals.
   c) Storm water.
   d) A and B.

4. What should you do if a 20-gallon diesel spill happens at your facility?
   a) Take all necessary clean-up steps but do Not report it to Harbors.
   b) Put absorbent down and come back in a few days.
   c) Take all necessary clean-up steps and report it to Harbors.
   d) Rinse it off your facility with a hose.

5. Where can you find BMPs to fit activities at your facility?
   a) Harbors Storm Water Management Plan (SWMP) located on the website or Individual Storm Water Pollution Control Plans (SWPCPs) developed for your facility.
   b) City and County of Honolulu BMP Manual.
   c) Environmental Protection Agency BMP Menu.
   d) All of the above.

6. What are your impressions about this training?
   Good examples, informative

MANDATORY ANNUAL STORM WATER TRAINING 2013

Instructions: Please complete this survey and submit to your Harbors Environmental Section Representative. **HAND IN QUIZ BEFORE LEAVING**

Name: DANE WUALITEQA **Date:** 8/28/13
Please Print
Company: HAWAIIAN CEMENT

1. How do you play a valuable role in protecting our State's ecosystem?
   a) By preventing pollution in our storm water runoff.
   b) By ignoring illicit discharges.
   c) By dumping wastes down the storm drain.
   d) By not cleaning up spills.

2. What is NOT an illicit discharge?
   a) Washing vehicles with soap and power washers without a permit.
   b) Hand wash sinks plumbed into the storm sewer.
   c) Rain water.
   d) Sandblasting sand entering the harbor.

2. What is the purpose of this annual training?
   a) To comply with environmental laws
   b) To minimize the discharge of pollutants from the Harbors and tenant facilities into Hawaii's waters.
   c) To utilize best management practices (BMPs) to reduce the impact from construction activities.
   d) All of the above.

3. Which of the following are considered pollutants in the Harbors storm drain system?
   a) Oil or oily sheen.
   b) Anything on the ground around your facility such as trash, dirt, or metals.
   c) Storm water.
   d) A and B.

4. What should you do if a 20-gallon diesel spill happens at your facility?
   a) Take all necessary clean-up steps but do Not report it to Harbors.
   b) Put absorbent down and come back in a few days.
   c) Take all necessary clean-up steps and report it to Harbors.
   d) Rinse it off your facility with a hose.

5. Where can you find BMPs to fit activities at your facility?
   a) Harbors Storm Water Management Plan (SWMP) located on the website or Individual Storm Water Pollution Control Plans (SWPCPs) developed for your facility.
   b) City and County of Honolulu BMP Manual.
   c) Environmental Protection Agency BMP Menu.
   d) All of the above.

6. What are your impressions about this training?
   GOOD START
   SUGGEST MORE OFTEN AT REGIONAL LOCATIONS
   COMPANIES WILL PROBABLY SEND MORE EMPLOYEES.

MANDATORY ANNUAL STORM WATER TRAINING 2013

Instructions: Please complete this survey and submit to your Harbors Environmental Section Representative. **HAND IN QUIZ BEFORE LEAVING**

Name: ANDREW SOUZA **Date:** 8-28-13
Please Print
Company: Ma Cabe Hamilton + Renny Co LTD

1. How do you play a valuable role in protecting our State's ecosystem?
   a) By preventing pollution in our storm water runoff.
   b) By ignoring illicit discharges.
   c) By dumping wastes down the storm drain.
   d) By not cleaning up spills.

2. What is NOT an illicit discharge?
   a) Washing vehicles with soap and power washers without a permit.
   b) Hand wash sinks plumbed into the storm sewer.
   c) Rain water.
   d) Sandblasting sand entering the harbor.

2. What is the purpose of this annual training?
   a) To comply with environmental laws
   b) To minimize the discharge of pollutants from the Harbors and tenant facilities into Hawaii's waters.
   c) To utilize best management practices (BMPs) to reduce the impact from construction activities.
   d) All of the above.

3. Which of the following are considered pollutants in the Harbors storm drain system?
   a) Oil or oily sheen.
   b) Anything on the ground around your facility such as trash, dirt, or metals.
   c) Storm water.
   d) A and B.

4. What should you do if a 20-gallon diesel spill happens at your facility?
   a) Take all necessary clean-up steps but do Not report it to Harbors.
   b) Put absorbent down and come back in a few days.
   c) Take all necessary clean-up steps and report it to Harbors.
   d) Rinse it off your facility with a hose.

5. Where can you find BMPs to fit activities at your facility?
   a) Harbors Storm Water Management Plan (SWMP) located on the website or Individual Storm Water Pollution Control Plans (SWPCPs) developed for your facility.
   b) City and County of Honolulu BMP Manual.
   c) Environmental Protection Agency BMP Menu.
   d) All of the above.

6. What are your impressions about this training?
   good + Valuable info

MANDATORY ANNUAL STORM WATER TRAINING 2013

Instructions: Please complete this survey and submit to your Harbors Environmental Section Representative. **HAND IN QUIZ BEFORE LEAVING**

Name: RICHARD PRESTON **Date:** 8-28-13
Please Print
Company: ALOHA CONTAINER

1. How do you play a valuable role in protecting our State's ecosystem?
   a) By preventing pollution in our storm water runoff.
   b) By ignoring illicit discharges.
   c) By dumping wastes down the storm drain.
   d) By not cleaning up spills.

2. What is NOT an illicit discharge?
   a) Washing vehicles with soap and power washers without a permit.
   b) Hand wash sinks plumbed into the storm sewer.
   c) Rain water.
   d) Sandblasting sand entering the harbor.

2. What is the purpose of this annual training?
   a) To comply with environmental laws
   b) To minimize the discharge of pollutants from the Harbors and tenant facilities into Hawaii's waters.
   c) To utilize best management practices (BMPs) to reduce the impact from construction activities.
   d) All of the above.

3. Which of the following are considered pollutants in the Harbors storm drain system?
   a) Oil or oily sheen.
   b) Anything on the ground around your facility such as trash, dirt, or metals.
   c) Storm water.
   d) A and B.

4. What should you do if a 20-gallon diesel spill happens at your facility?
   a) Take all necessary clean-up steps but do Not report it to Harbors.
   b) Put absorbent down and come back in a few days.
   c) Take all necessary clean-up steps and report it to Harbors.
   d) Rinse it off your facility with a hose.

5. Where can you find BMPs to fit activities at your facility?
   a) Harbors Storm Water Management Plan (SWMP) located on the website or Individual Storm Water Pollution Control Plans (SWPCPs) developed for your facility.
   b) City and County of Honolulu BMP Manual.
   c) Environmental Protection Agency BMP Menu.
   d) All of the above.

6. What are your impressions about this training?
   Good info will share with employees

MANDATORY ANNUAL STORM WATER TRAINING 2013

Instructions: Please complete this survey and submit to your Harbors Environmental Section Representative. **HAND IN QUIZ BEFORE LEAVING**

Name: EDWARD AU **Date:** 8-28-13
Please Print
Company: GLP ASPHALT

1. How do you play a valuable role in protecting our State's ecosystem?
   a) By preventing pollution in our storm water runoff.
   b) By ignoring illicit discharges.
   c) By dumping wastes down the storm drain.
   d) By not cleaning up spills.

2. What is NOT an illicit discharge?
   a) Washing vehicles with soap and power washers without a permit.
   b) Hand wash sinks plumbed into the storm sewer.
   c) Rain water.
   d) Sandblasting sand entering the harbor.

2. What is the purpose of this annual training?
   a) To comply with environmental laws
   b) To minimize the discharge of pollutants from the Harbors and tenant facilities into Hawaii's waters.
   c) To utilize best management practices (BMPs) to reduce the impact from construction activities.
   d) All of the above.

3. Which of the following are considered pollutants in the Harbors storm drain system?
   a) Oil or oily sheen.
   b) Anything on the ground around your facility such as trash, dirt, or metals.
   c) Storm water.
   d) A and B.

4. What should you do if a 20-gallon diesel spill happens at your facility?
   a) Take all necessary clean-up steps but do Not report it to Harbors.
   b) Put absorbent down and come back in a few days.
   c) Take all necessary clean-up steps and report it to Harbors.
   d) Rinse it off your facility with a hose.

5. Where can you find BMPs to fit activities at your facility?
   a) Harbors Storm Water Management Plan (SWMP) located on the website or Individual Storm Water Pollution Control Plans (SWPCPs) developed for your facility.
   b) City and County of Honolulu BMP Manual.
   c) Environmental Protection Agency BMP Menu.
   d) All of the above.

6. What are your impressions about this training?

MANDATORY ANNUAL STORM WATER TRAINING 2013

Instructions: Please complete this survey and submit to your Harbors Environmental Section Representative. **HAND IN QUIZ BEFORE LEAVING**

Name: Dean Uyehara **Date:** 8/28/13
Please Print
Company: HAWAIIGAS

1. How do you play a valuable role in protecting our State's ecosystem?
   a) By preventing pollution in our storm water runoff.
   b) By ignoring illicit discharges.
   c) By dumping wastes down the storm drain.
   d) By not cleaning up spills.

2. What is NOT an illicit discharge?
   a) Washing vehicles with soap and power washers without a permit.
   b) Hand wash sinks plumbed into the storm sewer.
   c) Rain water.
   d) Sandblasting sand entering the harbor.

2. What is the purpose of this annual training?
   a) To comply with environmental laws
   b) To minimize the discharge of pollutants from the Harbors and tenant facilities into Hawaii's waters.
   c) To utilize best management practices (BMPs) to reduce the impact from construction activities.
   d) All of the above.

3. Which of the following are considered pollutants in the Harbors storm drain system?
   a) Oil or oily sheen.
   b) Anything on the ground around your facility such as trash, dirt, or metals.
   c) Storm water.
   d) A and B.

4. What should you do if a 20-gallon diesel spill happens at your facility?
   a) Take all necessary clean-up steps but do Not report it to Harbors.
   b) Put absorbent down and come back in a few days.
   c) Take all necessary clean-up steps and report it to Harbors.
   d) Rinse it off your facility with a hose.

5. Where can you find BMPs to fit activities at your facility?
   a) Harbors Storm Water Management Plan (SWMP) located on the website or Individual Storm Water Pollution Control Plans (SWPCPs) developed for your facility.
   b) City and County of Honolulu BMP Manual.
   c) Environmental Protection Agency BMP Menu.
   d) All of the above.

6. What are your impressions about this training?
   Very informative & educational I was not aware of the various regulatory requirements. Good presentation
   Improvement -
   Brighter power point presentation. At times it was hard to read the information on the screen.

MANDATORY ANNUAL STORM WATER TRAINING 2013

Instructions: Please complete this survey and submit to your Harbors Environmental Section Representative. **HAND IN QUIZ BEFORE LEAVING**

Name: Daniel Otano **Date:** 8/28/13
Please Print
Company: United Fishing Agency, Ltd.

1. How do you play a valuable role in protecting our State's ecosystem?
   a) By preventing pollution in our storm water runoff.
   b) By ignoring illicit discharges.
   c) By dumping wastes down the storm drain.
   d) By not cleaning up spills.

2. What is NOT an illicit discharge?
   a) Washing vehicles with soap and power washers without a permit.
   b) Hand wash sinks plumbed into the storm sewer.
   c) Rain water.
   d) Sandblasting sand entering the harbor.

2. What is the purpose of this annual training?
   a) To comply with environmental laws
   b) To minimize the discharge of pollutants from the Harbors and tenant facilities into Hawaii's waters.
   c) To utilize best management practices (BMPs) to reduce the impact from construction activities.
   d) All of the above.

3. Which of the following are considered pollutants in the Harbors storm drain system?
   a) Oil or oily sheen.
   b) Anything on the ground around your facility such as trash, dirt, or metals.
   c) Storm water.
   d) A and B.

4. What should you do if a 20-gallon diesel spill happens at your facility?
   a) Take all necessary clean-up steps but do Not report it to Harbors.
   b) Put absorbent down and come back in a few days.
   c) Take all necessary clean-up steps and report it to Harbors.
   d) Rinse it off your facility with a hose.

5. Where can you find BMPs to fit activities at your facility?
   a) Harbors Storm Water Management Plan (SWMP) located on the website or Individual Storm Water Pollution Control Plans (SWPCPs) developed for your facility.
   b) City and County of Honolulu BMP Manual.
   c) Environmental Protection Agency BMP Menu.
   d) All of the above.

6. What are your impressions about this training?

MANDATORY ANNUAL STORM WATER TRAINING 2013

Instructions: Please complete this survey and submit to your Harbors Environmental Section Representative. **HAND IN QUIZ BEFORE LEAVING**

Name: DUSTON K. ONAGA **Date:** AUG. 20, 2013
Please Print
Company: AMAZON Constr. Co. Inc

1. How do you play a valuable role in protecting our State's ecosystem?
   a) By preventing pollution in our storm water runoff.
   b) By ignoring illicit discharges.
   c) By dumping wastes down the storm drain.
   d) By not cleaning up spills.

2. What is NOT an illicit discharge?
   a) Washing vehicles with soap and power washers without a permit.
   b) Hand wash sinks plumbed into the storm sewer.
   c) Rain water.
   d) Sandblasting sand entering the harbor.

2. What is the purpose of this annual training?
   a) To comply with environmental laws
   b) To minimize the discharge of pollutants from the Harbors and tenant facilities into Hawaii's waters.
   c) To utilize best management practices (BMPs) to reduce the impact from construction activities.
   d) All of the above.

3. Which of the following are considered pollutants in the Harbors storm drain system?
   a) Oil or oily sheen.
   b) Anything on the ground around your facility such as trash, dirt, or metals.
   c) Storm water.
   d) A and B.

4. What should you do if a 20-gallon diesel spill happens at your facility?
   a) Take all necessary clean-up steps but do Not report it to Harbors.
   b) Put absorbent down and come back in a few days.
   c) Take all necessary clean-up steps and report it to Harbors.
   d) Rinse it off your facility with a hose.

5. Where can you find BMPs to fit activities at your facility?
   a) Harbors Storm Water Management Plan (SWMP) located on the website or Individual Storm Water Pollution Control Plans (SWPCPs) developed for your facility.
   b) City and County of Honolulu BMP Manual.
   c) Environmental Protection Agency BMP Menu.
   d) All of the above.

6. What are your impressions about this training?

OK.

MANDATORY ANNUAL STORM WATER TRAINING 2013

Instructions: Please complete this survey and submit to your Harbors Environmental Section Representative. **HAND IN QUIZ BEFORE LEAVING**

Name: KEOLA GOO **Date:** 08/28/13
Please Print
Company: JAS. W. GLOVER, LTD.

1. How do you play a valuable role in protecting our State's ecosystem?
   a) By preventing pollution in our storm water runoff.
   b) By ignoring illicit discharges.
   c) By dumping wastes down the storm drain.
   d) By not cleaning up spills.

2. What is NOT an illicit discharge?
   a) Washing vehicles with soap and power washers without a permit.
   b) Hand wash sinks plumbed into the storm sewer.
   c) Rain water.
   d) Sandblasting sand entering the harbor.

2. What is the purpose of this annual training?
   a) To comply with environmental laws
   b) To minimize the discharge of pollutants from the Harbors and tenant facilities into Hawaii's waters.
   c) To utilize best management practices (BMPs) to reduce the impact from construction activities.
   d) All of the above.

3. Which of the following are considered pollutants in the Harbors storm drain system?
   a) Oil or oily sheen.
   b) Anything on the ground around your facility such as trash, dirt, or metals.
   c) Storm water.
   d) A and B.

4. What should you do if a 20-gallon diesel spill happens at your facility?
   a) Take all necessary clean-up steps but do Not report it to Harbors.
   b) Put absorbent down and come back in a few days.
   c) Take all necessary clean-up steps and report it to Harbors.
   d) Rinse it off your facility with a hose.

5. Where can you find BMPs to fit activities at your facility?
   a) Harbors Storm Water Management Plan (SWMP) located on the website or Individual Storm Water Pollution Control Plans (SWPCPs) developed for your facility.
   b) City and County of Honolulu BMP Manual.
   c) Environmental Protection Agency BMP Menu.
   d) All of the above.

6. What are your impressions about this training?
   GOOD REMINDERS FOR CONTINUOUS STORM WATER MANAGEMENT

MANDATORY ANNUAL STORM WATER TRAINING 2013

Instructions: Please complete this survey and submit to your Harbors Environmental Section Representative. **HAND IN QUIZ BEFORE LEAVING**

Name: NELSON ABEKURA **Date:** 8/28/13
Please Print
Company: UNITED FISHING AGENCY LTD.

1. How do you play a valuable role in protecting our State's ecosystem?
   a) By preventing pollution in our storm water runoff.
   b) By ignoring illicit discharges.
   c) By dumping wastes down the storm drain.
   d) By not cleaning up spills.

2. What is NOT an illicit discharge?
   a) Washing vehicles with soap and power washers without a permit.
   b) Hand wash sinks plumbed into the storm sewer.
   c) Rain water.
   d) Sandblasting sand entering the harbor.

2. What is the purpose of this annual training?
   a) To comply with environmental laws
   b) To minimize the discharge of pollutants from the Harbors and tenant facilities into Hawaii's waters.
   c) To utilize best management practices (BMPs) to reduce the impact from construction activities.
   d) All of the above.

3. Which of the following are considered pollutants in the Harbors storm drain system?
   a) Oil or oily sheen.
   b) Anything on the ground around your facility such as trash, dirt, or metals.
   c) Storm water.
   d) A and B.

4. What should you do if a 20-gallon diesel spill happens at your facility?
   a) Take all necessary clean-up steps but do Not report it to Harbors.
   b) Put absorbent down and come back in a few days.
   c) Take all necessary clean-up steps and report it to Harbors.
   d) Rinse it off your facility with a hose.

5. Where can you find BMPs to fit activities at your facility?
   a) Harbors Storm Water Management Plan (SWMP) located on the website or Individual Storm Water Pollution Control Plans (SWPCPs) developed for your facility.
   b) City and County of Honolulu BMP Manual.
   c) Environmental Protection Agency BMP Menu.
   d) All of the above.

6. What are your impressions about this training?

MANDATORY ANNUAL STORM WATER TRAINING 2013

Instructions: Please complete this survey and submit to your Harbors Environmental Section Representative. **HAND IN QUIZ BEFORE LEAVING**

Name: Floyd Otani **Date:** 8/28/13
Please Print
Company: United Fishing Agency

1. How do you play a valuable role in protecting our State's ecosystem?
   a) By preventing pollution in our storm water runoff.
   b) By ignoring illicit discharges.
   c) By dumping wastes down the storm drain.
   d) By not cleaning up spills.

2. What is NOT an illicit discharge?
   a) Washing vehicles with soap and power washers without a permit.
   b) Hand wash sinks plumbed into the storm sewer.
   c) Rain water.
   d) Sandblasting sand entering the harbor.

2. What is the purpose of this annual training?
   a) To comply with environmental laws
   b) To minimize the discharge of pollutants from the Harbors and tenant facilities into Hawaii's waters.
   c) To utilize best management practices (BMPs) to reduce the impact from construction activities.
   d) All of the above.

3. Which of the following are considered pollutants in the Harbors storm drain system?
   a) Oil or oily sheen.
   b) Anything on the ground around your facility such as trash, dirt, or metals.
   c) Storm water.
   d) A and B.

4. What should you do if a 20-gallon diesel spill happens at your facility?
   a) Take all necessary clean-up steps but do Not report it to Harbors.
   b) Put absorbent down and come back in a few days.
   c) Take all necessary clean-up steps and report it to Harbors.
   d) Rinse it off your facility with a hose.

5. Where can you find BMPs to fit activities at your facility?
   a) Harbors Storm Water Management Plan (SWMP) located on the website or Individual Storm Water Pollution Control Plans (SWPCPs) developed for your facility.
   b) City and County of Honolulu BMP Manual.
   c) Environmental Protection Agency BMP Menu.
   d) All of the above.

6. What are your impressions about this training?

MANDATORY ANNUAL STORM WATER TRAINING 2013

Instructions: Please complete this survey and submit to your Harbors Environmental Section Representative. **HAND IN QUIZ BEFORE LEAVING**

Name: Kristin Lim **Date:** 8/28/2013
Please Print
Company: Hawaiian Aqua Products

1. How do you play a valuable role in protecting our State's ecosystem?
   a) By preventing pollution in our storm water runoff.
   b) By ignoring illicit discharges.
   c) By dumping wastes down the storm drain.
   d) By not cleaning up spills.

2. What is NOT an illicit discharge?
   a) Washing vehicles with soap and power washers without a permit.
   b) Hand wash sinks plumbed into the storm sewer.
   c) Rain water.
   d) Sandblasting sand entering the harbor.

2. What is the purpose of this annual training?
   a) To comply with environmental laws
   b) To minimize the discharge of pollutants from the Harbors and tenant facilities into Hawaii's waters.
   c) To utilize best management practices (BMPs) to reduce the impact from construction activities.
   d) All of the above.

3. Which of the following are considered pollutants in the Harbors storm drain system?
   a) Oil or oily sheen.
   b) Anything on the ground around your facility such as trash, dirt, or metals.
   c) Storm water.
   d) A and B.

4. What should you do if a 20-gallon diesel spill happens at your facility?
   a) Take all necessary clean-up steps but do Not report it to Harbors.
   b) Put absorbent down and come back in a few days.
   c) Take all necessary clean-up steps and report it to Harbors.
   d) Rinse it off your facility with a hose.

5. Where can you find BMPs to fit activities at your facility?
   a) Harbors Storm Water Management Plan (SWMP) located on the website or Individual Storm Water Pollution Control Plans (SWPCPs) developed for your facility.
   b) City and County of Honolulu BMP Manual.
   c) Environmental Protection Agency BMP Menu.
   d) All of the above.

6. What are your impressions about this training?
   Informative

MANDATORY ANNUAL STORM WATER TRAINING 2013

Instructions: Please complete this survey and submit to your Harbors Environmental Section Representative. **HAND IN QUIZ BEFORE LEAVING**

Name: Renae Bird **Date:** 8/28/13
Please Print
Company: GMR LLC (KMR Property Management)

1. How do you play a valuable role in protecting our State's ecosystem?
   a) By preventing pollution in our storm water runoff.
   b) By ignoring illicit discharges.
   c) By dumping wastes down the storm drain.
   d) By not cleaning up spills.

2. What is NOT an illicit discharge?
   a) Washing vehicles with soap and power washers without a permit.
   b) Hand wash sinks plumbed into the storm sewer.
   c) Rain water.
   d) Sandblasting sand entering the harbor.

2. What is the purpose of this annual training?
   a) To comply with environmental laws
   b) To minimize the discharge of pollutants from the Harbors and tenant facilities into Hawaii's waters.
   c) To utilize best management practices (BMPs) to reduce the impact from construction activities.
   d) All of the above.

3. Which of the following are considered pollutants in the Harbors storm drain system?
   a) Oil or oily sheen.
   b) Anything on the ground around your facility such as trash, dirt, or metals.
   c) Storm water.
   d) A and B.

4. What should you do if a 20-gallon diesel spill happens at your facility?
   a) Take all necessary clean-up steps but do Not report it to Harbors.
   b) Put absorbent down and come back in a few days.
   c) Take all necessary clean-up steps and report it to Harbors.
   d) Rinse it off your facility with a hose.

5. Where can you find BMPs to fit activities at your facility?
   a) Harbors Storm Water Management Plan (SWMP) located on the website or Individual Storm Water Pollution Control Plans (SWPCPs) developed for your facility.
   b) City and County of Honolulu BMP Manual.
   c) Environmental Protection Agency BMP Menu.
   d) All of the above.

6. What are your impressions about this training? very well done & knowledgable

MANDATORY ANNUAL STORM WATER TRAINING 2013

Instructions: Please complete this survey and submit to your Harbors Environmental Section Representative. **HAND IN QUIZ BEFORE LEAVING**

Name: FRANK ROZNERSKI **Date:** 8/28/13
Please Print
Company: HORIZON LINES & HAWAII STEVEDORES

1. How do you play a valuable role in protecting our State's ecosystem?
   a) By preventing pollution in our storm water runoff.
   b) By ignoring illicit discharges.
   c) By dumping wastes down the storm drain.
   d) By not cleaning up spills.

2. What is NOT an illicit discharge?
   a) Washing vehicles with soap and power washers without a permit.
   b) Hand wash sinks plumbed into the storm sewer.
   c) Rain water.
   d) Sandblasting sand entering the harbor.

2. What is the purpose of this annual training?
   a) To comply with environmental laws
   b) To minimize the discharge of pollutants from the Harbors and tenant facilities into Hawaii's waters.
   c) To utilize best management practices (BMPs) to reduce the impact from construction activities.
   d) All of the above.

3. Which of the following are considered pollutants in the Harbors storm drain system?
   a) Oil or oily sheen.
   b) Anything on the ground around your facility such as trash, dirt, or metals.
   c) Storm water.
   d) A and B.

4. What should you do if a 20-gallon diesel spill happens at your facility?
   a) Take all necessary clean-up steps but do Not report it to Harbors.
   b) Put absorbent down and come back in a few days.
   c) Take all necessary clean-up steps and report it to Harbors.
   d) Rinse it off your facility with a hose.

5. Where can you find BMPs to fit activities at your facility?
   a) Harbors Storm Water Management Plan (SWMP) located on the website or Individual Storm Water Pollution Control Plans (SWPCPs) developed for your facility.
   b) City and County of Honolulu BMP Manual.
   c) Environmental Protection Agency BMP Menu.
   d) All of the above.

6. What are your impressions about this training?
   Good info & Informative

MANDATORY ANNUAL STORM WATER TRAINING 2013

Instructions: Please complete this survey and submit to your Harbors Environmental Section Representative. **HAND IN QUIZ BEFORE LEAVING**

Name: YAL LIM **Date:** 8/28/2013
Please Print
Company: HAWAIIAN AQUA PRODUCTS / FOO W. LIM+SONS

1. How do you play a valuable role in protecting our State's ecosystem?
   a) By preventing pollution in our storm water runoff.
   b) By ignoring illicit discharges.
   c) By dumping wastes down the storm drain.
   d) By not cleaning up spills.

2. What is NOT an illicit discharge?
   a) Washing vehicles with soap and power washers without a permit.
   b) Hand wash sinks plumbed into the storm sewer.
   c) Rain water.
   d) Sandblasting sand entering the harbor.

2. What is the purpose of this annual training?
   a) To comply with environmental laws
   b) To minimize the discharge of pollutants from the Harbors and tenant facilities into Hawaii's waters.
   c) To utilize best management practices (BMPs) to reduce the impact from construction activities.
   d) All of the above.

3. Which of the following are considered pollutants in the Harbors storm drain system?
   a) Oil or oily sheen.
   b) Anything on the ground around your facility such as trash, dirt, or metals.
   c) Storm water.
   d) A and B.

4. What should you do if a 20-gallon diesel spill happens at your facility?
   a) Take all necessary clean-up steps but do Not report it to Harbors.
   b) Put absorbent down and come back in a few days.
   c) Take all necessary clean-up steps and report it to Harbors.
   d) Rinse it off your facility with a hose.

5. Where can you find BMPs to fit activities at your facility?
   a) Harbors Storm Water Management Plan (SWMP) located on the website or Individual Storm Water Pollution Control Plans (SWPCPs) developed for your facility.
   b) City and County of Honolulu BMP Manual.
   c) Environmental Protection Agency BMP Menu.
   d) All of the above.

6. What are your impressions about this training?

good coffee

you changed your slogan - it used to be Makana Ike Wai

MANDATORY ANNUAL STORM WATER TRAINING 2013

Instructions: Please complete this survey and submit to your Harbors Environmental Section Representative. **HAND IN QUIZ BEFORE LEAVING**

Name: Ian Jeff Lansdown **Date:** 9-28-2013
Please Print
Company: Wikolinana Edu. Exc. / Hawaii Sailing Center

1. How do you play a valuable role in protecting our State's ecosystem?
   a) By preventing pollution in our storm water runoff.
   b) By ignoring illicit discharges.
   c) By dumping wastes down the storm drain.
   d) By not cleaning up spills.

2. What is NOT an illicit discharge?
   a) Washing vehicles with soap and power washers without a permit.
   b) Hand wash sinks plumbed into the storm sewer.
   c) Rain water.
   d) Sandblasting sand entering the harbor.

2. What is the purpose of this annual training?
   a) To comply with environmental laws
   b) To minimize the discharge of pollutants from the Harbors and tenant facilities into Hawaii's waters.
   c) To utilize best management practices (BMPs) to reduce the impact from construction activities.
   d) All of the above.

3. Which of the following are considered pollutants in the Harbors storm drain system?
   a) Oil or oily sheen.
   b) Anything on the ground around your facility such as trash, dirt, or metals.
   c) Storm water.
   d) A and B.

4. What should you do if a 20-gallon diesel spill happens at your facility?
   a) Take all necessary clean-up steps but do Not report it to Harbors.
   b) Put absorbent down and come back in a few days.
   c) Take all necessary clean-up steps and report it to Harbors.
   d) Rinse it off your facility with a hose.

5. Where can you find BMPs to fit activities at your facility?
   a) Harbors Storm Water Management Plan (SWMP) located on the website or Individual Storm Water Pollution Control Plans (SWPCPs) developed for your facility.
   b) City and County of Honolulu BMP Manual.
   c) Environmental Protection Agency BMP Menu.
   d) All of the above.

6. What are your impressions about this training?

Very Good

MANDATORY ANNUAL STORM WATER TRAINING 2013

Instructions: Please complete this survey and submit to your Harbors Environmental Section Representative. **HAND IN QUIZ BEFORE LEAVING**

Name: GEORGE AKANA **Date:** 8.28.13
Please Print
Company: AKANA TRUCKING

1. How do you play a valuable role in protecting our State's ecosystem?
   a) By preventing pollution in our storm water runoff.
   b) By ignoring illicit discharges.
   c) By dumping wastes down the storm drain.
   d) By not cleaning up spills.

2. What is NOT an illicit discharge?
   a) Washing vehicles with soap and power washers without a permit.
   b) Hand wash sinks plumbed into the storm sewer.
   c) Rain water.
   d) Sandblasting sand entering the harbor.

2. What is the purpose of this annual training?
   a) To comply with environmental laws
   b) To minimize the discharge of pollutants from the Harbors and tenant facilities into Hawaii's waters.
   c) To utilize best management practices (BMPs) to reduce the impact from construction activities.
   d) All of the above.

3. Which of the following are considered pollutants in the Harbors storm drain system?
   a) Oil or oily sheen.
   b) Anything on the ground around your facility such as trash, dirt, or metals.
   c) Storm water.
   d) A and B.

4. What should you do if a 20-gallon diesel spill happens at your facility?
   a) Take all necessary clean-up steps but do Not report it to Harbors.
   b) Put absorbent down and come back in a few days.
   c) Take all necessary clean-up steps and report it to Harbors.
   d) Rinse it off your facility with a hose.

5. Where can you find BMPs to fit activities at your facility?
   a) Harbors Storm Water Management Plan (SWMP) located on the website or Individual Storm Water Pollution Control Plans (SWPCPs) developed for your facility.
   b) City and County of Honolulu BMP Manual.
   c) Environmental Protection Agency BMP Menu.
   d) All of the above.

6. What are your impressions about this training?
   THOUROGH & INFORMATIVE

MANDATORY ANNUAL STORM WATER TRAINING 2013

Instructions: Please complete this survey and submit to your Harbors Environmental Section Representative. **HAND IN QUIZ BEFORE LEAVING**

Name: SEAN DOYLE **Date:** 8/28/13
Please Print
Company: PACIFIC FISHING & SUPPLY INC

1. How do you play a valuable role in protecting our State's ecosystem?
   a) By preventing pollution in our storm water runoff.
   b) By ignoring illicit discharges.
   c) By dumping wastes down the storm drain.
   d) By not cleaning up spills.

2. What is NOT an illicit discharge?
   a) Washing vehicles with soap and power washers without a permit.
   b) Hand wash sinks plumbed into the storm sewer.
   c) Rain water.
   d) Sandblasting sand entering the harbor.

2. What is the purpose of this annual training?
   a) To comply with environmental laws
   b) To minimize the discharge of pollutants from the Harbors and tenant facilities into Hawaii's waters.
   c) To utilize best management practices (BMPs) to reduce the impact from construction activities.
   d) All of the above.

3. Which of the following are considered pollutants in the Harbors storm drain system?
   a) Oil or oily sheen.
   b) Anything on the ground around your facility such as trash, dirt, or metals.
   c) Storm water.
   d) A and B.

4. What should you do if a 20-gallon diesel spill happens at your facility?
   a) Take all necessary clean-up steps but do Not report it to Harbors.
   b) Put absorbent down and come back in a few days.
   c) Take all necessary clean-up steps and report it to Harbors.
   d) Rinse it off your facility with a hose.

5. Where can you find BMPs to fit activities at your facility?
   a) Harbors Storm Water Management Plan (SWMP) located on the website or Individual Storm Water Pollution Control Plans (SWPCPs) developed for your facility.
   b) City and County of Honolulu BMP Manual.
   c) Environmental Protection Agency BMP Menu.
   d) All of the above.

6. What are your impressions about this training?
   IT'S BASIC COMMON SENSE FOR ON THE MOST PART, JUST GOT TO EDUCATE THOSE THAT DON'T KNOW OR DO IT UNKNOWINGLY KNOWINGLY

MANDATORY ANNUAL STORM WATER TRAINING 2013

Instructions: Please complete this survey and submit to your Harbors Environmental Section Representative. **HAND IN QUIZ BEFORE LEAVING**

Name: Ferdinand Jose **Date:** 8/29/13
Please Print
Company: U.S Customs and Border Protection

1. How do you play a valuable role in protecting our State's ecosystem?
   a) By preventing pollution in our storm water runoff.
   b) By ignoring illicit discharges.
   c) By dumping wastes down the storm drain.
   d) By not cleaning up spills.

2. What is NOT an illicit discharge?
   a) Washing vehicles with soap and power washers without a permit.
   b) Hand wash sinks plumbed into the storm sewer.
   c) Rain water.
   d) Sandblasting sand entering the harbor.

2. What is the purpose of this annual training?
   a) To comply with environmental laws
   b) To minimize the discharge of pollutants from the Harbors and tenant facilities into Hawaii's waters.
   c) To utilize best management practices (BMPs) to reduce the impact from construction activities.
   d) All of the above.

3. Which of the following are considered pollutants in the Harbors storm drain system?
   a) Oil or oily sheen.
   b) Anything on the ground around your facility such as trash, dirt, or metals.
   c) Storm water.
   d) A and B.

4. What should you do if a 20-gallon diesel spill happens at your facility?
   a) Take all necessary clean-up steps but do Not report it to Harbors.
   b) Put absorbent down and come back in a few days.
   c) Take all necessary clean-up steps and report it to Harbors.
   d) Rinse it off your facility with a hose.

5. Where can you find BMPs to fit activities at your facility?
   a) Harbors Storm Water Management Plan (SWMP) located on the website or Individual Storm Water Pollution Control Plans (SWPCPs) developed for your facility.
   b) City and County of Honolulu BMP Manual.
   c) Environmental Protection Agency BMP Menu.
   d) All of the above.

6. What are your impressions about this training?
   O.K - informative.

MANDATORY ANNUAL STORM WATER TRAINING 2013

Instructions: Please complete this survey and submit to your Harbors Environmental Section Representative. **HAND IN QUIZ BEFORE LEAVING**

Name: SCOTT OSHIRO **Date:** 8/28/13
Please Print
Company: SHORE MC

1. How do you play a valuable role in protecting our State's ecosystem?
   a) By preventing pollution in our storm water runoff.
   b) By ignoring illicit discharges.
   c) By dumping wastes down the storm drain.
   d) By not cleaning up spills.

2. What is NOT an illicit discharge?
   a) Washing vehicles with soap and power washers without a permit.
   b) Hand wash sinks plumbed into the storm sewer.
   c) Rain water.
   d) Sandblasting sand entering the harbor.

2. What is the purpose of this annual training?
   a) To comply with environmental laws
   b) To minimize the discharge of pollutants from the Harbors and tenant facilities into Hawaii's waters.
   c) To utilize best management practices (BMPs) to reduce the impact from construction activities.
   d) All of the above.

3. Which of the following are considered pollutants in the Harbors storm drain system?
   a) Oil or oily sheen.
   b) Anything on the ground around your facility such as trash, dirt, or metals.
   c) Storm water.
   d) A and B.

4. What should you do if a 20-gallon diesel spill happens at your facility?
   a) Take all necessary clean-up steps but do Not report it to Harbors.
   b) Put absorbent down and come back in a few days.
   c) Take all necessary clean-up steps and report it to Harbors.
   d) Rinse it off your facility with a hose.

5. Where can you find BMPs to fit activities at your facility?
   a) Harbors Storm Water Management Plan (SWMP) located on the website or Individual Storm Water Pollution Control Plans (SWPCPs) developed for your facility.
   b) City and County of Honolulu BMP Manual.
   c) Environmental Protection Agency BMP Menu.
   d) All of the above.

6. What are your impressions about this training?
   INFORMATIVE & GAS OPERATING

MANDATORY ANNUAL STORM WATER TRAINING 2013

Instructions: Please complete this survey and submit to your Harbors Environmental Section Representative. **HAND IN QUIZ BEFORE LEAVING**

Name: Joe MANTANONA **Date:** 8-23-13
Please Print
Company: MATSON NAV

1. How do you play a valuable role in protecting our State's ecosystem?
   a) By preventing pollution in our storm water runoff.
   b) By ignoring illicit discharges.
   c) By dumping wastes down the storm drain.
   d) By not cleaning up spills.

2. What is NOT an illicit discharge?
   a) Washing vehicles with soap and power washers without a permit.
   b) Hand wash sinks plumbed into the storm sewer.
   c) Rain water.
   d) Sandblasting sand entering the harbor.

2. What is the purpose of this annual training?
   a) To comply with environmental laws
   b) To minimize the discharge of pollutants from the Harbors and tenant facilities into Hawaii's waters.
   c) To utilize best management practices (BMPs) to reduce the impact from construction activities.
   d) All of the above.

3. Which of the following are considered pollutants in the Harbors storm drain system?
   a) Oil or oily sheen.
   b) Anything on the ground around your facility such as trash, dirt, or metals.
   c) Storm water.
   d) A and B.

4. What should you do if a 20-gallon diesel spill happens at your facility?
   a) Take all necessary clean-up steps but do Not report it to Harbors.
   b) Put absorbent down and come back in a few days.
   c) Take all necessary clean-up steps and report it to Harbors.
   d) Rinse it off your facility with a hose.

5. Where can you find BMPs to fit activities at your facility?
   a) Harbors Storm Water Management Plan (SWMP) located on the website or Individual Storm Water Pollution Control Plans (SWPCPs) developed for your facility.
   b) City and County of Honolulu BMP Manual.
   c) Environmental Protection Agency BMP Menu.
   d) All of the above.

6. What are your impressions about this training? good Info

MANDATORY ANNUAL STORM WATER TRAINING 2013

Instructions: Please complete this survey and submit to your Harbors Environmental Section Representative. **HAND IN QUIZ BEFORE LEAVING**

Name: RODNEY YEE **Date:** 8/28/13
Please Print
Company: Pioneer Machinery Inc.

1. How do you play a valuable role in protecting our State's ecosystem?
   a) By preventing pollution in our storm water runoff.
   b) By ignoring illicit discharges.
   c) By dumping wastes down the storm drain.
   d) By not cleaning up spills.

2. What is NOT an illicit discharge?
   a) Washing vehicles with soap and power washers without a permit.
   b) Hand wash sinks plumbed into the storm sewer.
   c) Rain water.
   d) Sandblasting sand entering the harbor.

2. What is the purpose of this annual training?
   a) To comply with environmental laws
   b) To minimize the discharge of pollutants from the Harbors and tenant facilities into Hawaii's waters.
   c) To utilize best management practices (BMPs) to reduce the impact from construction activities.
   d) All of the above.

3. Which of the following are considered pollutants in the Harbors storm drain system?
   a) Oil or oily sheen.
   b) Anything on the ground around your facility such as trash, dirt, or metals.
   c) Storm water.
   d) A and B.

4. What should you do if a 20-gallon diesel spill happens at your facility?
   a) Take all necessary clean-up steps but do Not report it to Harbors.
   b) Put absorbent down and come back in a few days.
   c) Take all necessary clean-up steps and report it to Harbors.
   d) Rinse it off your facility with a hose.

5. Where can you find BMPs to fit activities at your facility?
   a) Harbors Storm Water Management Plan (SWMP) located on the website or Individual Storm Water Pollution Control Plans (SWPCPs) developed for your facility.
   b) City and County of Honolulu BMP Manual.
   c) Environmental Protection Agency BMP Menu.
   d) All of the above.

6. What are your impressions about this training?

Too long

MANDATORY ANNUAL STORM WATER TRAINING 2013

Instructions: Please complete this survey and submit to your Harbors Environmental Section Representative. **HAND IN QUIZ BEFORE LEAVING**

Name: Jan Hesprich **Date:** 8/28/13
Please Print
Company: Royal Star Hawaii

1. How do you play a valuable role in protecting our State's ecosystem?
   a) By preventing pollution in our storm water runoff.
   b) By ignoring illicit discharges.
   c) By dumping wastes down the storm drain.
   d) By not cleaning up spills.

2. What is NOT an illicit discharge?
   a) Washing vehicles with soap and power washers without a permit.
   b) Hand wash sinks plumbed into the storm sewer.
   c) Rain water.
   d) Sandblasting sand entering the harbor.

2. What is the purpose of this annual training?
   a) To comply with environmental laws
   b) To minimize the discharge of pollutants from the Harbors and tenant facilities into Hawaii's waters.
   c) To utilize best management practices (BMPs) to reduce the impact from construction activities.
   d) All of the above.

3. Which of the following are considered pollutants in the Harbors storm drain system?
   a) Oil or oily sheen.
   b) Anything on the ground around your facility such as trash, dirt, or metals.
   c) Storm water.
   d) A and B.

4. What should you do if a 20-gallon diesel spill happens at your facility?
   a) Take all necessary clean-up steps but do Not report it to Harbors.
   b) Put absorbent down and come back in a few days.
   c) Take all necessary clean-up steps and report it to Harbors.
   d) Rinse it off your facility with a hose.

5. Where can you find BMPs to fit activities at your facility?
   a) Harbors Storm Water Management Plan (SWMP) located on the website or Individual Storm Water Pollution Control Plans (SWPCPs) developed for your facility.
   b) City and County of Honolulu BMP Manual.
   c) Environmental Protection Agency BMP Menu.
   d) All of the above.

6. What are your impressions about this training?
   It is a good reminder of Best Management Practices it is common sense material but helps keep it fresh in everyones mind

MANDATORY ANNUAL STORM WATER TRAINING 2013

Instructions: Please complete this survey and submit to your Harbors Environmental Section Representative. **HAND IN QUIZ BEFORE LEAVING**

Name: Gerald Tagu L **Date:** 8/28/13
Please Print
Company: Royal Star

1. How do you play a valuable role in protecting our State's ecosystem?
   a) By preventing pollution in our storm water runoff.
   b) By ignoring illicit discharges.
   c) By dumping wastes down the storm drain.
   d) By not cleaning up spills.

2. What is NOT an illicit discharge?
   a) Washing vehicles with soap and power washers without a permit.
   b) Hand wash sinks plumbed into the storm sewer.
   c) Rain water.
   d) Sandblasting sand entering the harbor.

2. What is the purpose of this annual training?
   a) To comply with environmental laws
   b) To minimize the discharge of pollutants from the Harbors and tenant facilities into Hawaii's waters.
   c) To utilize best management practices (BMPs) to reduce the impact from construction activities.
   d) All of the above.

3. Which of the following are considered pollutants in the Harbors storm drain system?
   a) Oil or oily sheen.
   b) Anything on the ground around your facility such as trash, dirt, or metals.
   c) Storm water.
   d) A and B.

4. What should you do if a 20-gallon diesel spill happens at your facility?
   a) Take all necessary clean-up steps but do Not report it to Harbors.
   b) Put absorbent down and come back in a few days.
   c) Take all necessary clean-up steps and report it to Harbors.
   d) Rinse it off your facility with a hose.

5. Where can you find BMPs to fit activities at your facility?
   a) Harbors Storm Water Management Plan (SWMP) located on the website or Individual Storm Water Pollution Control Plans (SWPCPs) developed for your facility.
   b) City and County of Honolulu BMP Manual.
   c) Environmental Protection Agency BMP Menu.
   d) All of the above.

6. What are your impressions about this training?
   Well done!

MANDATORY ANNUAL STORM WATER TRAINING 2013

Instructions: Please complete this survey and submit to your Harbors Environmental Section Representative. **HAND IN QUIZ BEFORE LEAVING**

Name: Li Fang **Date:** 8/28/13
Please Print
Company: Royal Star HI

1. How do you play a valuable role in protecting our State's ecosystem?
   a) By preventing pollution in our storm water runoff.
   b) By ignoring illicit discharges.
   c) By dumping wastes down the storm drain.
   d) By not cleaning up spills.

2. What is NOT an illicit discharge?
   a) Washing vehicles with soap and power washers without a permit.
   b) Hand wash sinks plumbed into the storm sewer.
   c) Rain water.
   d) Sandblasting sand entering the harbor.

2. What is the purpose of this annual training?
   a) To comply with environmental laws
   b) To minimize the discharge of pollutants from the Harbors and tenant facilities into Hawaii's waters.
   c) To utilize best management practices (BMPs) to reduce the impact from construction activities.
   d) All of the above.

3. Which of the following are considered pollutants in the Harbors storm drain system?
   a) Oil or oily sheen.
   b) Anything on the ground around your facility such as trash, dirt, or metals.
   c) Storm water.
   d) A and B.

4. What should you do if a 20-gallon diesel spill happens at your facility?
   a) Take all necessary clean-up steps but do Not report it to Harbors.
   b) Put absorbent down and come back in a few days.
   c) Take all necessary clean-up steps and report it to Harbors.
   d) Rinse it off your facility with a hose.

5. Where can you find BMPs to fit activities at your facility?
   a) Harbors Storm Water Management Plan (SWMP) located on the website or Individual Storm Water Pollution Control Plans (SWPCPs) developed for your facility.
   b) City and County of Honolulu BMP Manual.
   c) Environmental Protection Agency BMP Menu.
   d) All of the above.

6. What are your impressions about this training?

MANDATORY ANNUAL STORM WATER TRAINING 2013

Instructions: Please complete this survey and submit to your Harbors Environmental Section Representative. **HAND IN QUIZ BEFORE LEAVING**

Name: Rogelio Solazar **Date:** 08 28 -13
Please Print
Company: Royal Star

1. How do you play a valuable role in protecting our State's ecosystem?
   a) By preventing pollution in our storm water runoff.
   b) By ignoring illicit discharges.
   c) By dumping wastes down the storm drain.
   d) By not cleaning up spills.

2. What is NOT an illicit discharge?
   a) Washing vehicles with soap and power washers without a permit.
   b) Hand wash sinks plumbed into the storm sewer.
   c) Rain water.
   d) Sandblasting sand entering the harbor.

2. What is the purpose of this annual training?
   a) To comply with environmental laws
   b) To minimize the discharge of pollutants from the Harbors and tenant facilities into Hawaii's waters.
   c) To utilize best management practices (BMPs) to reduce the impact from construction activities.
   d) All of the above.

3. Which of the following are considered pollutants in the Harbors storm drain system?
   a) Oil or oily sheen.
   b) Anything on the ground around your facility such as trash, dirt, or metals.
   c) Storm water.
   d) A and B.

4. What should you do if a 20-gallon diesel spill happens at your facility?
   a) Take all necessary clean-up steps but do Not report it to Harbors.
   b) Put absorbent down and come back in a few days.
   c) Take all necessary clean-up steps and report it to Harbors.
   d) Rinse it off your facility with a hose.

5. Where can you find BMPs to fit activities at your facility?
   a) Harbors Storm Water Management Plan (SWMP) located on the website or Individual Storm Water Pollution Control Plans (SWPCPs) developed for your facility.
   b) City and County of Honolulu BMP Manual.
   c) Environmental Protection Agency BMP Menu.
   d) All of the above.

6. What are your impressions about this training?

MANDATORY ANNUAL STORM WATER TRAINING 2013

Instructions: Please complete this survey and submit to your Harbors Environmental Section Representative. **HAND IN QUIZ BEFORE LEAVING**

Name: Nathan Kapule **Date:** 8/28/13
Please Print
Company: Young Brothers

1. How do you play a valuable role in protecting our State's ecosystem?
   a) By preventing pollution in our storm water runoff.
   b) By ignoring illicit discharges.
   c) By dumping wastes down the storm drain.
   d) By not cleaning up spills.

2. What is NOT an illicit discharge?
   a) Washing vehicles with soap and power washers without a permit.
   b) Hand wash sinks plumbed into the storm sewer.
   c) Rain water.
   d) Sandblasting sand entering the harbor.

2. What is the purpose of this annual training?
   a) To comply with environmental laws
   b) To minimize the discharge of pollutants from the Harbors and tenant facilities into Hawaii's waters.
   c) To utilize best management practices (BMPs) to reduce the impact from construction activities.
   d) All of the above.

3. Which of the following are considered pollutants in the Harbors storm drain system?
   a) Oil or oily sheen.
   b) Anything on the ground around your facility such as trash, dirt, or metals.
   c) Storm water.
   d) A and B.

4. What should you do if a 20-gallon diesel spill happens at your facility?
   a) Take all necessary clean-up steps but do Not report it to Harbors.
   b) Put absorbent down and come back in a few days.
   c) Take all necessary clean-up steps and report it to Harbors.
   d) Rinse it off your facility with a hose.

5. Where can you find BMPs to fit activities at your facility?
   a) Harbors Storm Water Management Plan (SWMP) located on the website or Individual Storm Water Pollution Control Plans (SWPCPs) developed for your facility.
   b) City and County of Honolulu BMP Manual.
   c) Environmental Protection Agency BMP Menu.
   d) All of the above.

6. What are your impressions about this training?

Great information covered -
- Room noisy air conditioner
- Visibility of slides - too bright in bldg
- Speakers were, at times, difficult to understand

MANDATORY ANNUAL STORM WATER TRAINING 2013

Instructions: Please complete this survey and submit to your Harbors Environmental Section Representative. **HAND IN QUIZ BEFORE LEAVING**

Name: CHAD DIAS **Date:** 8/28/13
Please Print
Company: BEI HAWAII

1. How do you play a valuable role in protecting our State's ecosystem?
   a) By preventing pollution in our storm water runoff.
   b) By ignoring illicit discharges.
   c) By dumping wastes down the storm drain.
   d) By not cleaning up spills.

2. What is NOT an illicit discharge?
   a) Washing vehicles with soap and power washers without a permit.
   b) Hand wash sinks plumbed into the storm sewer.
   c) Rain water.
   d) Sandblasting sand entering the harbor.

2. What is the purpose of this annual training?
   a) To comply with environmental laws
   b) To minimize the discharge of pollutants from the Harbors and tenant facilities into Hawaii's waters.
   c) To utilize best management practices (BMPs) to reduce the impact from construction activities.
   d) All of the above.

3. Which of the following are considered pollutants in the Harbors storm drain system?
   a) Oil or oily sheen.
   b) Anything on the ground around your facility such as trash, dirt, or metals.
   c) Storm water.
   d) A and B.

4. What should you do if a 20-gallon diesel spill happens at your facility?
   a) Take all necessary clean-up steps but do Not report it to Harbors.
   b) Put absorbent down and come back in a few days.
   c) Take all necessary clean-up steps and report it to Harbors.
   d) Rinse it off your facility with a hose.

5. Where can you find BMPs to fit activities at your facility?
   a) Harbors Storm Water Management Plan (SWMP) located on the website or Individual Storm Water Pollution Control Plans (SWPCPs) developed for your facility.
   b) City and County of Honolulu BMP Manual.
   c) Environmental Protection Agency BMP Menu.
   d) All of the above.

6. What are your impressions about this training?

Very informative!

MANDATORY ANNUAL STORM WATER TRAINING 2013

Instructions: Please complete this survey and submit to your Harbors Environmental Section Representative. **HAND IN QUIZ BEFORE LEAVING**

Name: Andrew de Leon **Date:** 8/28/2013
Please Print
Company: BEI Hawaii

1. How do you play a valuable role in protecting our State's ecosystem?
   a) By preventing pollution in our storm water runoff.
   b) By ignoring illicit discharges.
   c) By dumping wastes down the storm drain.
   d) By not cleaning up spills.

2. What is NOT an illicit discharge?
   a) Washing vehicles with soap and power washers without a permit.
   b) Hand wash sinks plumbed into the storm sewer.
   c) Rain water.
   d) Sandblasting sand entering the harbor.

2. What is the purpose of this annual training?
   a) To comply with environmental laws
   b) To minimize the discharge of pollutants from the Harbors and tenant facilities into Hawaii's waters.
   c) To utilize best management practices (BMPs) to reduce the impact from construction activities.
   d) All of the above.

3. Which of the following are considered pollutants in the Harbors storm drain system?
   a) Oil or oily sheen.
   b) Anything on the ground around your facility such as trash, dirt, or metals.
   c) Storm water.
   d) A and B.

4. What should you do if a 20-gallon diesel spill happens at your facility?
   a) Take all necessary clean-up steps but do Not report it to Harbors.
   b) Put absorbent down and come back in a few days.
   c) Take all necessary clean-up steps and report it to Harbors.
   d) Rinse it off your facility with a hose.

5. Where can you find BMPs to fit activities at your facility?
   a) Harbors Storm Water Management Plan (SWMP) located on the website or Individual Storm Water Pollution Control Plans (SWPCPs) developed for your facility.
   b) City and County of Honolulu BMP Manual.
   c) Environmental Protection Agency BMP Menu.
   d) All of the above.

6. What are your impressions about this training?

MANDATORY ANNUAL STORM WATER TRAINING 2013

Instructions: Please complete this survey and submit to your Harbors Environmental Section Representative. **HAND IN QUIZ BEFORE LEAVING**

Name: Tom Cresenzi **Date:** 8/28/13
Please Print
Company: Aloha Cargo Transport - Northwest

1. How do you play a valuable role in protecting our State's ecosystem?
   a) By preventing pollution in our storm water runoff.
   b) By ignoring illicit discharges.
   c) By dumping wastes down the storm drain.
   d) By not cleaning up spills.

2. What is NOT an illicit discharge?
   a) Washing vehicles with soap and power washers without a permit.
   b) Hand wash sinks plumbed into the storm sewer.
   c) Rain water.
   d) Sandblasting sand entering the harbor.

2. What is the purpose of this annual training?
   a) To comply with environmental laws
   b) To minimize the discharge of pollutants from the Harbors and tenant facilities into Hawaii's waters.
   c) To utilize best management practices (BMPs) to reduce the impact from construction activities.
   d) All of the above.

3. Which of the following are considered pollutants in the Harbors storm drain system?
   a) Oil or oily sheen.
   b) Anything on the ground around your facility such as trash, dirt, or metals.
   c) Storm water.
   d) A and B.

4. What should you do if a 20-gallon diesel spill happens at your facility?
   a) Take all necessary clean-up steps but do Not report it to Harbors.
   b) Put absorbent down and come back in a few days.
   c) Take all necessary clean-up steps and report it to Harbors.
   d) Rinse it off your facility with a hose.

5. Where can you find BMPs to fit activities at your facility?
   a) Harbors Storm Water Management Plan (SWMP) located on the website or Individual Storm Water Pollution Control Plans (SWPCPs) developed for your facility.
   b) City and County of Honolulu BMP Manual.
   c) Environmental Protection Agency BMP Menu.
   d) All of the above.

6. What are your impressions about this training?
   Good information presented.

MANDATORY ANNUAL STORM WATER TRAINING 2013

Instructions: Please complete this survey and submit to your Harbors Environmental Section Representative. **HAND IN QUIZ BEFORE LEAVING**

Name: DEREK HIGA **Date:** 8/28-13
Please Print
Company: FRESH ISLAND FISH

1. How do you play a valuable role in protecting our State's ecosystem?
   a) By preventing pollution in our storm water runoff.
   b) By ignoring illicit discharges.
   c) By dumping wastes down the storm drain.
   d) By not cleaning up spills.

2. What is NOT an illicit discharge?
   a) Washing vehicles with soap and power washers without a permit.
   b) Hand wash sinks plumbed into the storm sewer.
   c) Rain water.
   d) Sandblasting sand entering the harbor.

2. What is the purpose of this annual training?
   a) To comply with environmental laws
   b) To minimize the discharge of pollutants from the Harbors and tenant facilities into Hawaii's waters.
   c) To utilize best management practices (BMPs) to reduce the impact from construction activities.
   d) All of the above.

3. Which of the following are considered pollutants in the Harbors storm drain system?
   a) Oil or oily sheen.
   b) Anything on the ground around your facility such as trash, dirt, or metals.
   c) Storm water.
   d) A and B.

4. What should you do if a 20-gallon diesel spill happens at your facility?
   a) Take all necessary clean-up steps but do Not report it to Harbors.
   b) Put absorbent down and come back in a few days.
   c) Take all necessary clean-up steps and report it to Harbors.
   d) Rinse it off your facility with a hose.

5. Where can you find BMPs to fit activities at your facility?
   a) Harbors Storm Water Management Plan (SWMP) located on the website or Individual Storm Water Pollution Control Plans (SWPCPs) developed for your facility.
   b) City and County of Honolulu BMP Manual.
   c) Environmental Protection Agency BMP Menu.
   d) All of the above.

6. What are your impressions about this training?

VERY EDUCATING

MANDATORY ANNUAL STORM WATER TRAINING 2013

Instructions: Please complete this survey and submit to your Harbors Environmental Section Representative. **HAND IN QUIZ BEFORE LEAVING**

Name: HERBERT Nahina **Date:** 8-28-13
Please Print
Company: Hawaii Pilots Assn.

1. How do you play a valuable role in protecting our State's ecosystem?
   a) By preventing pollution in our storm water runoff.
   b) By ignoring illicit discharges.
   c) By dumping wastes down the storm drain.
   d) By not cleaning up spills.

2. What is NOT an illicit discharge?
   a) Washing vehicles with soap and power washers without a permit.
   b) Hand wash sinks plumbed into the storm sewer.
   c) Rain water.
   d) Sandblasting sand entering the harbor.

2. What is the purpose of this annual training?
   a) To comply with environmental laws
   b) To minimize the discharge of pollutants from the Harbors and tenant facilities into Hawaii's waters.
   c) To utilize best management practices (BMPs) to reduce the impact from construction activities.
   d) All of the above.

3. Which of the following are considered pollutants in the Harbors storm drain system?
   a) Oil or oily sheen.
   b) Anything on the ground around your facility such as trash, dirt, or metals.
   c) Storm water.
   d) A and B.

4. What should you do if a 20-gallon diesel spill happens at your facility?
   a) Take all necessary clean-up steps but do Not report it to Harbors.
   b) Put absorbent down and come back in a few days.
   c) Take all necessary clean-up steps and report it to Harbors.
   d) Rinse it off your facility with a hose.

5. Where can you find BMPs to fit activities at your facility?
   a) Harbors Storm Water Management Plan (SWMP) located on the website or Individual Storm Water Pollution Control Plans (SWPCPs) developed for your facility.
   b) City and County of Honolulu BMP Manual.
   c) Environmental Protection Agency BMP Menu.
   d) All of the above.

6. What are your impressions about this training?

Very Well organized!

MANDATORY ANNUAL STORM WATER TRAINING 2013

Instructions: Please complete this survey and submit to your Harbors Environmental Section Representative. **HAND IN QUIZ BEFORE LEAVING**

Name: Armando Tasoy **Date:** 8-28-2013
Please Print
Company: Sause Bro's Ocean towing

1. How do you play a valuable role in protecting our State's ecosystem?
   a) By preventing pollution in our storm water runoff.
   b) By ignoring illicit discharges.
   c) By dumping wastes down the storm drain.
   d) By not cleaning up spills.

2. What is NOT an illicit discharge?
   a) Washing vehicles with soap and power washers without a permit.
   b) Hand wash sinks plumbed into the storm sewer.
   c) Rain water.
   d) Sandblasting sand entering the harbor.

2. What is the purpose of this annual training?
   a) To comply with environmental laws
   b) To minimize the discharge of pollutants from the Harbors and tenant facilities into Hawaii's waters.
   c) To utilize best management practices (BMPs) to reduce the impact from construction activities.
   d) All of the above.

3. Which of the following are considered pollutants in the Harbors storm drain system?
   a) Oil or oily sheen.
   b) Anything on the ground around your facility such as trash, dirt, or metals.
   c) Storm water.
   d) A and B.

4. What should you do if a 20-gallon diesel spill happens at your facility?
   a) Take all necessary clean-up steps but do Not report it to Harbors.
   b) Put absorbent down and come back in a few days.
   c) Take all necessary clean-up steps and report it to Harbors.
   d) Rinse it off your facility with a hose.

5. Where can you find BMPs to fit activities at your facility?
   a) Harbors Storm Water Management Plan (SWMP) located on the website or Individual Storm Water Pollution Control Plans (SWPCPs) developed for your facility.
   b) City and County of Honolulu BMP Manual.
   c) Environmental Protection Agency BMP Menu.
   d) All of the above.

6. What are your impressions about this training?
   felt good cause know what to do when things happen.

MANDATORY ANNUAL STORM WATER TRAINING 2013

Instructions: Please complete this survey and submit to your Harbors Environmental Section Representative. **HAND IN QUIZ BEFORE LEAVING**

Name: John Hinely **Date:** 08/28/2013
Please Print
Company: Wind and Sea Charters

1. How do you play a valuable role in protecting our State's ecosystem?
   a) By preventing pollution in our storm water runoff.
   b) By ignoring illicit discharges.
   c) By dumping wastes down the storm drain.
   d) By not cleaning up spills.

2. What is NOT an illicit discharge?
   a) Washing vehicles with soap and power washers without a permit.
   b) Hand wash sinks plumbed into the storm sewer.
   c) Rain water.
   d) Sandblasting sand entering the harbor.

2. What is the purpose of this annual training?
   a) To comply with environmental laws
   b) To minimize the discharge of pollutants from the Harbors and tenant facilities into Hawaii's waters.
   c) To utilize best management practices (BMPs) to reduce the impact from construction activities.
   d) All of the above.

3. Which of the following are considered pollutants in the Harbors storm drain system?
   a) Oil or oily sheen.
   b) Anything on the ground around your facility such as trash, dirt, or metals.
   c) Storm water.
   d) A and B.

4. What should you do if a 20-gallon diesel spill happens at your facility?
   a) Take all necessary clean-up steps but do Not report it to Harbors.
   b) Put absorbent down and come back in a few days.
   c) Take all necessary clean-up steps and report it to Harbors.
   d) Rinse it off your facility with a hose.

5. Where can you find BMPs to fit activities at your facility?
   a) Harbors Storm Water Management Plan (SWMP) located on the website or Individual Storm Water Pollution Control Plans (SWPCPs) developed for your facility.
   b) City and County of Honolulu BMP Manual.
   c) Environmental Protection Agency BMP Menu.
   d) All of the above.

6. What are your impressions about this training?
   Well presented!

MANDATORY ANNUAL STORM WATER TRAINING 2013

Instructions: Please complete this survey and submit to your Harbors Environmental Section Representative. **HAND IN QUIZ BEFORE LEAVING**

Name: Debbie Freitas **Date:** 8-28-13
Please Print
Company: Hawaii Transfer Co. Ltd.

1. How do you play a valuable role in protecting our State's ecosystem?
   a) By preventing pollution in our storm water runoff.
   b) By ignoring illicit discharges.
   c) By dumping wastes down the storm drain.
   d) By not cleaning up spills.

2. What is NOT an illicit discharge?
   a) Washing vehicles with soap and power washers without a permit.
   b) Hand wash sinks plumbed into the storm sewer.
   c) Rain water.
   d) Sandblasting sand entering the harbor.

2. What is the purpose of this annual training?
   a) To comply with environmental laws
   b) To minimize the discharge of pollutants from the Harbors and tenant facilities into Hawaii's waters.
   c) To utilize best management practices (BMPs) to reduce the impact from construction activities.
   d) All of the above.

3. Which of the following are considered pollutants in the Harbors storm drain system?
   a) Oil or oily sheen.
   b) Anything on the ground around your facility such as trash, dirt, or metals.
   c) Storm water.
   d) A and B.

4. What should you do if a 20-gallon diesel spill happens at your facility?
   a) Take all necessary clean-up steps but do Not report it to Harbors.
   b) Put absorbent down and come back in a few days.
   c) Take all necessary clean-up steps and report it to Harbors.
   d) Rinse it off your facility with a hose.

5. Where can you find BMPs to fit activities at your facility?
   a) Harbors Storm Water Management Plan (SWMP) located on the website or Individual Storm Water Pollution Control Plans (SWPCPs) developed for your facility.
   b) City and County of Honolulu BMP Manual.
   c) Environmental Protection Agency BMP Menu.
   d) All of the above.

6. What are your impressions about this training?
   Alright

MANDATORY ANNUAL STORM WATER TRAINING 2013

Instructions: Please complete this survey and submit to your Harbors Environmental Section Representative. **HAND IN QUIZ BEFORE LEAVING**

Name: Glenn Toyama **Date:** 8/28/13
Please Print
Company: Healy Tibbitts Builders Inc.

1. How do you play a valuable role in protecting our State's ecosystem?
   a) By preventing pollution in our storm water runoff.
   b) By ignoring illicit discharges.
   c) By dumping wastes down the storm drain.
   d) By not cleaning up spills.

2. What is NOT an illicit discharge?
   a) Washing vehicles with soap and power washers without a permit.
   b) Hand wash sinks plumbed into the storm sewer.
   c) Rain water.
   d) Sandblasting sand entering the harbor.

2. What is the purpose of this annual training?
   a) To comply with environmental laws
   b) To minimize the discharge of pollutants from the Harbors and tenant facilities into Hawaii's waters.
   c) To utilize best management practices (BMPs) to reduce the impact from construction activities.
   d) All of the above.

3. Which of the following are considered pollutants in the Harbors storm drain system?
   a) Oil or oily sheen.
   b) Anything on the ground around your facility such as trash, dirt, or metals.
   c) Storm water.
   d) A and B.

4. What should you do if a 20-gallon diesel spill happens at your facility?
   a) Take all necessary clean-up steps but do Not report it to Harbors.
   b) Put absorbent down and come back in a few days.
   c) Take all necessary clean-up steps and report it to Harbors.
   d) Rinse it off your facility with a hose.

5. Where can you find BMPs to fit activities at your facility?
   a) Harbors Storm Water Management Plan (SWMP) located on the website or Individual Storm Water Pollution Control Plans (SWPCPs) developed for your facility.
   b) City and County of Honolulu BMP Manual.
   c) Environmental Protection Agency BMP Menu.
   d) All of the above.

6. What are your impressions about this training?
   Good.

MANDATORY ANNUAL STORM WATER TRAINING 2013

Instructions: Please complete this survey and submit to your Harbors Environmental Section Representative. **HAND IN QUIZ BEFORE LEAVING**

Name: Charis R. Cabral **Date:** August 28, 2013
Please Print
Company: Tropical J's, Inc.

1. How do you play a valuable role in protecting our State's ecosystem?
   a) By preventing pollution in our storm water runoff.
   b) By ignoring illicit discharges.
   c) By dumping wastes down the storm drain.
   d) By not cleaning up spills.

2. What is NOT an illicit discharge?
   a) Washing vehicles with soap and power washers without a permit.
   b) Hand wash sinks plumbed into the storm sewer.
   c) Rain water.
   d) Sandblasting sand entering the harbor.

2. What is the purpose of this annual training?
   a) To comply with environmental laws
   b) To minimize the discharge of pollutants from the Harbors and tenant facilities into Hawaii's waters.
   c) To utilize best management practices (BMPs) to reduce the impact from construction activities.
   d) All of the above.

3. Which of the following are considered pollutants in the Harbors storm drain system?
   a) Oil or oily sheen.
   b) Anything on the ground around your facility such as trash, dirt, or metals.
   c) Storm water.
   d) A and B.

4. What should you do if a 20-gallon diesel spill happens at your facility?
   a) Take all necessary clean-up steps but do Not report it to Harbors.
   b) Put absorbent down and come back in a few days.
   c) Take all necessary clean-up steps and report it to Harbors.
   d) Rinse it off your facility with a hose.

5. Where can you find BMPs to fit activities at your facility?
   a) Harbors Storm Water Management Plan (SWMP) located on the website or Individual Storm Water Pollution Control Plans (SWPCPs) developed for your facility.
   b) City and County of Honolulu BMP Manual.
   c) Environmental Protection Agency BMP Menu.
   d) All of the above.

6. What are your impressions about this training?

   Timely & Informative

MANDATORY ANNUAL STORM WATER TRAINING 2013

Instructions: Please complete this survey and submit to your Harbors Environmental Section Representative. **HAND IN QUIZ BEFORE LEAVING**

Name: Irene Yang **Date:** 8/28/13
Please Print
Company: HAJALEE, INC.

1. How do you play a valuable role in protecting our State's ecosystem?
   a) By preventing pollution in our storm water runoff.
   b) By ignoring illicit discharges.
   c) By dumping wastes down the storm drain.
   d) By not cleaning up spills.

2. What is NOT an illicit discharge?
   a) Washing vehicles with soap and power washers without a permit.
   b) Hand wash sinks plumbed into the storm sewer.
   c) Rain water.
   d) Sandblasting sand entering the harbor.

2. What is the purpose of this annual training?
   a) To comply with environmental laws
   b) To minimize the discharge of pollutants from the Harbors and tenant facilities into Hawaii's waters.
   c) To utilize best management practices (BMPs) to reduce the impact from construction activities.
   d) All of the above.

3. Which of the following are considered pollutants in the Harbors storm drain system?
   a) Oil or oily sheen.
   b) Anything on the ground around your facility such as trash, dirt, or metals.
   c) Storm water.
   d) A and B.

4. What should you do if a 20-gallon diesel spill happens at your facility?
   a) Take all necessary clean-up steps but do Not report it to Harbors.
   b) Put absorbent down and come back in a few days.
   c) Take all necessary clean-up steps and report it to Harbors.
   d) Rinse it off your facility with a hose.

5. Where can you find BMPs to fit activities at your facility?
   a) Harbors Storm Water Management Plan (SWMP) located on the website or Individual Storm Water Pollution Control Plans (SWPCPs) developed for your facility.
   b) City and County of Honolulu BMP Manual.
   c) Environmental Protection Agency BMP Menu.
   d) All of the above.

6. What are your impressions about this training?

   Lots of people working on Clean water

MANDATORY ANNUAL STORM WATER TRAINING 2013

Instructions: Please complete this survey and submit to your Harbors Environmental Section Representative. **HAND IN QUIZ BEFORE LEAVING**

Name: LINDA GOLDSTEIN **Date:** 8/28/2013
Please Print
Company: AMERON HAWAII

1. How do you play a valuable role in protecting our State's ecosystem?
   a) By preventing pollution in our storm water runoff.
   b) By ignoring illicit discharges.
   c) By dumping wastes down the storm drain.
   d) By not cleaning up spills.

2. What is NOT an illicit discharge?
   a) Washing vehicles with soap and power washers without a permit.
   b) Hand wash sinks plumbed into the storm sewer.
   c) Rain water.
   d) Sandblasting sand entering the harbor.

2. What is the purpose of this annual training?
   a) To comply with environmental laws
   b) To minimize the discharge of pollutants from the Harbors and tenant facilities into Hawaii's waters.
   c) To utilize best management practices (BMPs) to reduce the impact from construction activities.
   d) All of the above.

3. Which of the following are considered pollutants in the Harbors storm drain system?
   a) Oil or oily sheen.
   b) Anything on the ground around your facility such as trash, dirt, or metals.
   c) Storm water.
   d) A and B.

4. What should you do if a 20-gallon diesel spill happens at your facility?
   a) Take all necessary clean-up steps but do Not report it to Harbors.
   b) Put absorbent down and come back in a few days.
   c) Take all necessary clean-up steps and report it to Harbors.
   d) Rinse it off your facility with a hose.

5. Where can you find BMPs to fit activities at your facility?
   a) Harbors Storm Water Management Plan (SWMP) located on the website or Individual Storm Water Pollution Control Plans (SWPCPs) developed for your facility.
   b) City and County of Honolulu BMP Manual.
   c) Environmental Protection Agency BMP Menu.
   d) All of the above.

6. What are your impressions about this training?
   Very good & thorough
   A little difficult to hear
   So next year I'll sit in
   the front!

MANDATORY ANNUAL STORM WATER TRAINING 2013

Instructions: Please complete this survey and submit to your Harbors Environmental Section Representative. **HAND IN QUIZ BEFORE LEAVING**

Name: JOHN MARKING **Date:** 8/28/13
Please Print
Company: VIKING II INC.

1. How do you play a valuable role in protecting our State's ecosystem?
   a) By preventing pollution in our storm water runoff.
   b) By ignoring illicit discharges.
   c) By dumping wastes down the storm drain.
   d) By not cleaning up spills.

2. What is NOT an illicit discharge?
   a) Washing vehicles with soap and power washers without a permit.
   b) Hand wash sinks plumbed into the storm sewer.
   c) Rain water.
   d) Sandblasting sand entering the harbor.

2. What is the purpose of this annual training?
   a) To comply with environmental laws
   b) To minimize the discharge of pollutants from the Harbors and tenant facilities into Hawaii's waters.
   c) To utilize best management practices (BMPs) to reduce the impact from construction activities.
   d) All of the above.

3. Which of the following are considered pollutants in the Harbors storm drain system?
   a) Oil or oily sheen.
   b) Anything on the ground around your facility such as trash, dirt, or metals.
   c) Storm water.
   d) A and B.

4. What should you do if a 20-gallon diesel spill happens at your facility?
   a) Take all necessary clean-up steps but do Not report it to Harbors.
   b) Put absorbent down and come back in a few days.
   c) Take all necessary clean-up steps and report it to Harbors.
   d) Rinse it off your facility with a hose.

5. Where can you find BMPs to fit activities at your facility?
   a) Harbors Storm Water Management Plan (SWMP) located on the website or Individual Storm Water Pollution Control Plans (SWPCPs) developed for your facility.
   b) City and County of Honolulu BMP Manual.
   c) Environmental Protection Agency BMP Menu.
   d) All of the above.

6. What are your impressions about this training?
   GOOD

MANDATORY ANNUAL STORM WATER TRAINING 2013

Instructions: Please complete this survey and submit to your Harbors Environmental Section Representative. **HAND IN QUIZ BEFORE LEAVING**

Name: NEPHI OHAI **Date:** 28 AUG 13
Please Print
Company: OCEANIC LIBRA CORP

1. How do you play a valuable role in protecting our State's ecosystem?
   a) By preventing pollution in our storm water runoff.
   b) By ignoring illicit discharges.
   c) By dumping wastes down the storm drain.
   d) By not cleaning up spills.

2. What is NOT an illicit discharge?
   a) Washing vehicles with soap and power washers without a permit.
   b) Hand wash sinks plumbed into the storm sewer.
   c) Rain water.
   d) Sandblasting sand entering the harbor.

2. What is the purpose of this annual training?
   a) To comply with environmental laws
   b) To minimize the discharge of pollutants from the Harbors and tenant facilities into Hawaii's waters.
   c) To utilize best management practices (BMPs) to reduce the impact from construction activities.
   d) All of the above.

3. Which of the following are considered pollutants in the Harbors storm drain system?
   a) Oil or oily sheen.
   b) Anything on the ground around your facility such as trash, dirt, or metals.
   c) Storm water.
   d) A and B.

4. What should you do if a 20-gallon diesel spill happens at your facility?
   a) Take all necessary clean-up steps but do Not report it to Harbors.
   b) Put absorbent down and come back in a few days.
   c) Take all necessary clean-up steps and report it to Harbors.
   d) Rinse it off your facility with a hose.

5. Where can you find BMPs to fit activities at your facility?
   a) Harbors Storm Water Management Plan (SWMP) located on the website or Individual Storm Water Pollution Control Plans (SWPCPs) developed for your facility.
   b) City and County of Honolulu BMP Manual.
   c) Environmental Protection Agency BMP Menu.
   d) All of the above.

6. What are your impressions about this training?
   VERY GOOD — MAHALO!

MANDATORY ANNUAL STORM WATER TRAINING 2013

Instructions: Please complete this survey and submit to your Harbors Environmental Section Representative. **HAND IN QUIZ BEFORE LEAVING**

Name: JELANIER ACHAY **Date:** 8/25/13
Please Print
Company: REEF DEVELOPMENT OF 14

1. How do you play a valuable role in protecting our State's ecosystem?
   a) By preventing pollution in our storm water runoff.
   b) By ignoring illicit discharges.
   c) By dumping wastes down the storm drain.
   d) By not cleaning up spills.

2. What is NOT an illicit discharge?
   a) Washing vehicles with soap and power washers without a permit.
   b) Hand wash sinks plumbed into the storm sewer.
   c) Rain water.
   d) Sandblasting sand entering the harbor.

2. What is the purpose of this annual training?
   a) To comply with environmental laws
   b) To minimize the discharge of pollutants from the Harbors and tenant facilities into Hawaii's waters.
   c) To utilize best management practices (BMPs) to reduce the impact from construction activities.
   d) All of the above.

3. Which of the following are considered pollutants in the Harbors storm drain system?
   a) Oil or oily sheen.
   b) Anything on the ground around your facility such as trash, dirt, or metals.
   c) Storm water.
   d) A and B.

4. What should you do if a 20-gallon diesel spill happens at your facility?
   a) Take all necessary clean-up steps but do Not report it to Harbors.
   b) Put absorbent down and come back in a few days.
   c) Take all necessary clean-up steps and report it to Harbors.
   d) Rinse it off your facility with a hose.

5. Where can you find BMPs to fit activities at your facility?
   a) Harbors Storm Water Management Plan (SWMP) located on the website or Individual Storm Water Pollution Control Plans (SWPCPs) developed for your facility.
   b) City and County of Honolulu BMP Manual.
   c) Environmental Protection Agency BMP Menu.
   d) All of the above.

6. What are your impressions about this training?
   GOOD

MANDATORY ANNUAL STORM WATER TRAINING 2013

Instructions: Please complete this survey and submit to your Harbors Environmental Section Representative. **HAND IN QUIZ BEFORE LEAVING**

Name: Glenn Jinbo **Date:** 8.28.13
Please Print
Company: ASIG / HFFC

1. How do you play a valuable role in protecting our State's ecosystem?
   a) By preventing pollution in our storm water runoff.
   b) By ignoring illicit discharges.
   c) By dumping wastes down the storm drain.
   d) By not cleaning up spills.

2. What is NOT an illicit discharge?
   a) Washing vehicles with soap and power washers without a permit.
   b) Hand wash sinks plumbed into the storm sewer.
   c) Rain water.
   d) Sandblasting sand entering the harbor.

2. What is the purpose of this annual training?
   a) To comply with environmental laws
   b) To minimize the discharge of pollutants from the Harbors and tenant facilities into Hawaii's waters.
   c) To utilize best management practices (BMPs) to reduce the impact from construction activities.
   d) All of the above.

3. Which of the following are considered pollutants in the Harbors storm drain system?
   a) Oil or oily sheen.
   b) Anything on the ground around your facility such as trash, dirt, or metals.
   c) Storm water.
   d) A and B.

4. What should you do if a 20-gallon diesel spill happens at your facility?
   a) Take all necessary clean-up steps but do Not report it to Harbors.
   b) Put absorbent down and come back in a few days.
   c) Take all necessary clean-up steps and report it to Harbors.
   d) Rinse it off your facility with a hose.

5. Where can you find BMPs to fit activities at your facility?
   a) Harbors Storm Water Management Plan (SWMP) located on the website or Individual Storm Water Pollution Control Plans (SWPCPs) developed for your facility.
   b) City and County of Honolulu BMP Manual.
   c) Environmental Protection Agency BMP Menu.
   d) All of the above.

6. What are your impressions about this training?

1. Good Review of Current Information.

MANDATORY ANNUAL STORM WATER TRAINING 2013

Instructions: Please complete this survey and submit to your Harbors Environmental Section Representative. **HAND IN QUIZ BEFORE LEAVING**

Name: Jennifer Kashimoto **Date:** 8/28/13
Please Print
Company: Aloha Tower Marketplace

1. How do you play a valuable role in protecting our State's ecosystem?
   a) By preventing pollution in our storm water runoff.
   b) By ignoring illicit discharges.
   c) By dumping wastes down the storm drain.
   d) By not cleaning up spills.

2. What is NOT an illicit discharge?
   a) Washing vehicles with soap and power washers without a permit.
   b) Hand wash sinks plumbed into the storm sewer.
   c) Rain water.
   d) Sandblasting sand entering the harbor.

2. What is the purpose of this annual training?
   a) To comply with environmental laws
   b) To minimize the discharge of pollutants from the Harbors and tenant facilities into Hawaii's waters.
   c) To utilize best management practices (BMPs) to reduce the impact from construction activities.
   d) All of the above.

3. Which of the following are considered pollutants in the Harbors storm drain system?
   a) Oil or oily sheen.
   b) Anything on the ground around your facility such as trash, dirt, or metals.
   c) Storm water.
   d) A and B.

4. What should you do if a 20-gallon diesel spill happens at your facility?
   a) Take all necessary clean-up steps but do Not report it to Harbors.
   b) Put absorbent down and come back in a few days.
   c) Take all necessary clean-up steps and report it to Harbors.
   d) Rinse it off your facility with a hose.

5. Where can you find BMPs to fit activities at your facility?
   a) Harbors Storm Water Management Plan (SWMP) located on the website or Individual Storm Water Pollution Control Plans (SWPCPs) developed for your facility.
   b) City and County of Honolulu BMP Manual.
   c) Environmental Protection Agency BMP Menu.
   d) All of the above.

6. What are your impressions about this training?

very informative - could be a little clearer / louder speaking :)
Will review on website after posted!

MANDATORY ANNUAL STORM WATER TRAINING 2013

Instructions: Please complete this survey and submit to your Harbors Environmental Section Representative. **HAND IN QUIZ BEFORE LEAVING**

Name: Joshua Lehmann **Date:** 08/28/13
Please Print
Company: Central pacific Distributing

1. How do you play a valuable role in protecting our State's ecosystem?
   a) By preventing pollution in our storm water runoff.
   b) By ignoring illicit discharges.
   c) By dumping wastes down the storm drain.
   d) By not cleaning up spills.

2. What is NOT an illicit discharge?
   a) Washing vehicles with soap and power washers without a permit.
   b) Hand wash sinks plumbed into the storm sewer.
   c) Rain water.
   d) Sandblasting sand entering the harbor.

2. What is the purpose of this annual training?
   a) To comply with environmental laws
   b) To minimize the discharge of pollutants from the Harbors and tenant facilities into Hawaii's waters.
   c) To utilize best management practices (BMPs) to reduce the impact from construction activities.
   d) All of the above.

3. Which of the following are considered pollutants in the Harbors storm drain system?
   a) Oil or oily sheen.
   b) Anything on the ground around your facility such as trash, dirt, or metals.
   c) Storm water.
   d) A and B.

4. What should you do if a 20-gallon diesel spill happens at your facility?
   a) Take all necessary clean-up steps but do Not report it to Harbors.
   b) Put absorbent down and come back in a few days.
   c) Take all necessary clean-up steps and report it to Harbors.
   d) Rinse it off your facility with a hose.

5. Where can you find BMPs to fit activities at your facility?
   a) Harbors Storm Water Management Plan (SWMP) located on the website or Individual Storm Water Pollution Control Plans (SWPCPs) developed for your facility.
   b) City and County of Honolulu BMP Manual.
   c) Environmental Protection Agency BMP Menu.
   d) All of the above.

6. What are your impressions about this training? Informational

MANDATORY ANNUAL STORM WATER TRAINING 2013

Instructions: Please complete this survey and submit to your Harbors Environmental Section Representative. **HAND IN QUIZ BEFORE LEAVING**

Name: Camille Laybon **Date:** 8-28-13
Please Print
Company: Nanakuli Housing Corp. Baseyard Hawaii

1. How do you play a valuable role in protecting our State's ecosystem?
   a) By preventing pollution in our storm water runoff.
   b) By ignoring illicit discharges.
   c) By dumping wastes down the storm drain.
   d) By not cleaning up spills.

2. What is NOT an illicit discharge?
   a) Washing vehicles with soap and power washers without a permit.
   b) Hand wash sinks plumbed into the storm sewer.
   c) Rain water.
   d) Sandblasting sand entering the harbor.

2. What is the purpose of this annual training?
   a) To comply with environmental laws
   b) To minimize the discharge of pollutants from the Harbors and tenant facilities into Hawaii's waters.
   c) To utilize best management practices (BMPs) to reduce the impact from construction activities.
   d) All of the above.

3. Which of the following are considered pollutants in the Harbors storm drain system?
   a) Oil or oily sheen.
   b) Anything on the ground around your facility such as trash, dirt, or metals.
   c) Storm water.
   d) A and B.

4. What should you do if a 20-gallon diesel spill happens at your facility?
   a) Take all necessary clean-up steps but do Not report it to Harbors.
   b) Put absorbent down and come back in a few days.
   c) Take all necessary clean-up steps and report it to Harbors.
   d) Rinse it off your facility with a hose.

5. Where can you find BMPs to fit activities at your facility?
   a) Harbors Storm Water Management Plan (SWMP) located on the website or Individual Storm Water Pollution Control Plans (SWPCPs) developed for your facility.
   b) City and County of Honolulu BMP Manual.
   c) Environmental Protection Agency BMP Menu.
   d) All of the above.

6. What are your impressions about this training?
   N/A

MANDATORY ANNUAL STORM WATER TRAINING 2013

Instructions: Please complete this survey and submit to your Harbors Environmental Section Representative. **HAND IN QUIZ BEFORE LEAVING**

Name: WILBERT BARBER **Date:** 8/28/13
Please Print
Company: NANAKULI HOUSING CORP / BASE YARD HAWAII

1. How do you play a valuable role in protecting our State's ecosystem?
   a) By preventing pollution in our storm water runoff.
   b) By ignoring illicit discharges.
   c) By dumping wastes down the storm drain.
   d) By not cleaning up spills.

2. What is NOT an illicit discharge?
   a) Washing vehicles with soap and power washers without a permit.
   b) Hand wash sinks plumbed into the storm sewer.
   c) Rain water.
   d) Sandblasting sand entering the harbor.

2. What is the purpose of this annual training?
   a) To comply with environmental laws
   b) To minimize the discharge of pollutants from the Harbors and tenant facilities into Hawaii's waters.
   c) To utilize best management practices (BMPs) to reduce the impact from construction activities.
   d) All of the above.

3. Which of the following are considered pollutants in the Harbors storm drain system?
   a) Oil or oily sheen.
   b) Anything on the ground around your facility such as trash, dirt, or metals.
   c) Storm water.
   d) A and B.

4. What should you do if a 20-gallon diesel spill happens at your facility?
   a) Take all necessary clean-up steps but do Not report it to Harbors.
   b) Put absorbent down and come back in a few days.
   c) Take all necessary clean-up steps and report it to Harbors.
   d) Rinse it off your facility with a hose.

5. Where can you find BMPs to fit activities at your facility?
   a) Harbors Storm Water Management Plan (SWMP) located on the website or Individual Storm Water Pollution Control Plans (SWPCPs) developed for your facility.
   b) City and County of Honolulu BMP Manual.
   c) Environmental Protection Agency BMP Menu.
   d) All of the above.

6. What are your impressions about this training?
   VERY GOOD

MANDATORY ANNUAL STORM WATER TRAINING 2013

Instructions: Please complete this survey and submit to your Harbors Environmental Section Representative. **HAND IN QUIZ BEFORE LEAVING**

Name: Shane Hoomanawanui **Date:** 8/28/13
Please Print
Company: Aloha Tower Marketplace

1. How do you play a valuable role in protecting our State's ecosystem?
   a) By preventing pollution in our storm water runoff.
   b) By ignoring illicit discharges.
   c) By dumping wastes down the storm drain.
   d) By not cleaning up spills.

2. What is NOT an illicit discharge?
   a) Washing vehicles with soap and power washers without a permit.
   b) Hand wash sinks plumbed into the storm sewer.
   c) Rain water.
   d) Sandblasting sand entering the harbor.

2. What is the purpose of this annual training?
   a) To comply with environmental laws
   b) To minimize the discharge of pollutants from the Harbors and tenant facilities into Hawaii's waters.
   c) To utilize best management practices (BMPs) to reduce the impact from construction activities.
   d) All of the above.

3. Which of the following are considered pollutants in the Harbors storm drain system?
   a) Oil or oily sheen.
   b) Anything on the ground around your facility such as trash, dirt, or metals.
   c) Storm water.
   d) A and B.

4. What should you do if a 20-gallon diesel spill happens at your facility?
   a) Take all necessary clean-up steps but do Not report it to Harbors.
   b) Put absorbent down and come back in a few days.
   c) Take all necessary clean-up steps and report it to Harbors.
   d) Rinse it off your facility with a hose.

5. Where can you find BMPs to fit activities at your facility?
   a) Harbors Storm Water Management Plan (SWMP) located on the website or Individual Storm Water Pollution Control Plans (SWPCPs) developed for your facility.
   b) City and County of Honolulu BMP Manual.
   c) Environmental Protection Agency BMP Menu.
   d) All of the above.

6. What are your impressions about this training?

MANDATORY ANNUAL STORM WATER TRAINING 2013

Instructions: Please complete this survey and submit to your Harbors Environmental Section Representative. **HAND IN QUIZ BEFORE LEAVING**

Name: Ronald Chun **Date:** 8/28/13
Please Print
Company: Honolulu Marathon

1. How do you play a valuable role in protecting our State's ecosystem?
   a) By preventing pollution in our storm water runoff.
   b) By ignoring illicit discharges.
   c) By dumping wastes down the storm drain.
   d) By not cleaning up spills.

2. What is NOT an illicit discharge?
   a) Washing vehicles with soap and power washers without a permit.
   b) Hand wash sinks plumbed into the storm sewer.
   c) Rain water.
   d) Sandblasting sand entering the harbor.

2. What is the purpose of this annual training?
   a) To comply with environmental laws
   b) To minimize the discharge of pollutants from the Harbors and tenant facilities into Hawaii's waters.
   c) To utilize best management practices (BMPs) to reduce the impact from construction activities.
   d) All of the above.

3. Which of the following are considered pollutants in the Harbors storm drain system?
   a) Oil or oily sheen.
   b) Anything on the ground around your facility such as trash, dirt, or metals.
   c) Storm water.
   d) A and B.

4. What should you do if a 20-gallon diesel spill happens at your facility?
   a) Take all necessary clean-up steps but do Not report it to Harbors.
   b) Put absorbent down and come back in a few days.
   c) Take all necessary clean-up steps and report it to Harbors.
   d) Rinse it off your facility with a hose.

5. Where can you find BMPs to fit activities at your facility?
   a) Harbors Storm Water Management Plan (SWMP) located on the website or Individual Storm Water Pollution Control Plans (SWPCPs) developed for your facility.
   b) City and County of Honolulu BMP Manual.
   c) Environmental Protection Agency BMP Menu.
   d) All of the above.

6. What are your impressions about this training?
   Adequate. Should be conducted annually

MANDATORY ANNUAL STORM WATER TRAINING 2013

Instructions: Please complete this survey and submit to your Harbors Environmental Section Representative. **HAND IN QUIZ BEFORE LEAVING**

Name: Kirk T. Tongan **Date:** 8/28/13
Please Print
Company: Ameron Hawaii

1. How do you play a valuable role in protecting our State's ecosystem?
   a) By preventing pollution in our storm water runoff.
   b) By ignoring illicit discharges.
   c) By dumping wastes down the storm drain.
   d) By not cleaning up spills.

2. What is NOT an illicit discharge?
   a) Washing vehicles with soap and power washers without a permit.
   b) Hand wash sinks plumbed into the storm sewer.
   c) Rain water.
   d) Sandblasting sand entering the harbor.

2. What is the purpose of this annual training?
   a) To comply with environmental laws
   b) To minimize the discharge of pollutants from the Harbors and tenant facilities into Hawaii's waters.
   c) To utilize best management practices (BMPs) to reduce the impact from construction activities.
   d) All of the above.

3. Which of the following are considered pollutants in the Harbors storm drain system?
   a) Oil or oily sheen.
   b) Anything on the ground around your facility such as trash, dirt, or metals.
   c) Storm water.
   d) A and B.

4. What should you do if a 20-gallon diesel spill happens at your facility?
   a) Take all necessary clean-up steps but do Not report it to Harbors.
   b) Put absorbent down and come back in a few days.
   c) Take all necessary clean-up steps and report it to Harbors.
   d) Rinse it off your facility with a hose.

5. Where can you find BMPs to fit activities at your facility?
   a) Harbors Storm Water Management Plan (SWMP) located on the website or Individual Storm Water Pollution Control Plans (SWPCPs) developed for your facility.
   b) City and County of Honolulu BMP Manual.
   c) Environmental Protection Agency BMP Menu.
   d) All of the above.

6. What are your impressions about this training?
   Informative

MANDATORY ANNUAL STORM WATER TRAINING 2013

Instructions: Please complete this survey and submit to your Harbors Environmental Section Representative. **HAND IN QUIZ BEFORE LEAVING**

Name: FRANCIS H. YOSHIDA **Date:** 8-28-13
Please Print
Company: OCEANTRONICS, INC.

1. How do you play a valuable role in protecting our State's ecosystem?
   a) By preventing pollution in our storm water runoff.
   b) By ignoring illicit discharges.
   c) By dumping wastes down the storm drain.
   d) By not cleaning up spills.

2. What is NOT an illicit discharge?
   a) Washing vehicles with soap and power washers without a permit.
   b) Hand wash sinks plumbed into the storm sewer.
   c) Rain water.
   d) Sandblasting sand entering the harbor.

2. What is the purpose of this annual training?
   a) To comply with environmental laws
   b) To minimize the discharge of pollutants from the Harbors and tenant facilities into Hawaii's waters.
   c) To utilize best management practices (BMPs) to reduce the impact from construction activities.
   d) All of the above.

3. Which of the following are considered pollutants in the Harbors storm drain system?
   a) Oil or oily sheen.
   b) Anything on the ground around your facility such as trash, dirt, or metals.
   c) Storm water.
   d) A and B.

4. What should you do if a 20-gallon diesel spill happens at your facility?
   a) Take all necessary clean-up steps but do Not report it to Harbors.
   b) Put absorbent down and come back in a few days.
   c) Take all necessary clean-up steps and report it to Harbors.
   d) Rinse it off your facility with a hose.

5. Where can you find BMPs to fit activities at your facility?
   a) Harbors Storm Water Management Plan (SWMP) located on the website or Individual Storm Water Pollution Control Plans (SWPCPs) developed for your facility.
   b) City and County of Honolulu BMP Manual.
   c) Environmental Protection Agency BMP Menu.
   d) All of the above.

6. What are your impressions about this training?

VERY INFORMATIVE.

MANDATORY ANNUAL STORM WATER TRAINING 2013

Instructions: Please complete this survey and submit to your Harbors Environmental Section Representative. **HAND IN QUIZ BEFORE LEAVING**

Name: Shane Clarke **Date:** 8/28/13
Please Print
Company: Aloha Tower

1. How do you play a valuable role in protecting our State's ecosystem?
   a) By preventing pollution in our storm water runoff.
   b) By ignoring illicit discharges.
   c) By dumping wastes down the storm drain.
   d) By not cleaning up spills.

2. What is NOT an illicit discharge?
   a) Washing vehicles with soap and power washers without a permit.
   b) Hand wash sinks plumbed into the storm sewer.
   c) Rain water.
   d) Sandblasting sand entering the harbor.

2. What is the purpose of this annual training?
   a) To comply with environmental laws
   b) To minimize the discharge of pollutants from the Harbors and tenant facilities into Hawaii's waters.
   c) To utilize best management practices (BMPs) to reduce the impact from construction activities.
   d) All of the above.

3. Which of the following are considered pollutants in the Harbors storm drain system?
   a) Oil or oily sheen.
   b) Anything on the ground around your facility such as trash, dirt, or metals.
   c) Storm water.
   d) A and B.

4. What should you do if a 20-gallon diesel spill happens at your facility?
   a) Take all necessary clean-up steps but do Not report it to Harbors.
   b) Put absorbent down and come back in a few days.
   c) Take all necessary clean-up steps and report it to Harbors.
   d) Rinse it off your facility with a hose.

5. Where can you find BMPs to fit activities at your facility?
   a) Harbors Storm Water Management Plan (SWMP) located on the website or Individual Storm Water Pollution Control Plans (SWPCPs) developed for your facility.
   b) City and County of Honolulu BMP Manual.
   c) Environmental Protection Agency BMP Menu.
   d) All of the above.

6. What are your impressions about this training?

This training was very information and provided great knowledge to take back to our properties

MANDATORY ANNUAL STORM WATER TRAINING 2013

Instructions: Please complete this survey and submit to your Harbors Environmental Section Representative. **HAND IN QUIZ BEFORE LEAVING**

Name: RODNEY NAKAMURA **Date:** 8/28/13
Please Print
Company: R.S. NAKAMURA WOLD / ALUMINUM SHAKE ROOF / MILLER INDUSTRIES

1. How do you play a valuable role in protecting our State's ecosystem?
   a) By preventing pollution in our storm water runoff.
   b) By ignoring illicit discharges.
   c) By dumping wastes down the storm drain.
   d) By not cleaning up spills.

2. What is NOT an illicit discharge?
   a) Washing vehicles with soap and power washers without a permit.
   b) Hand wash sinks plumbed into the storm sewer.
   c) Rain water.
   d) Sandblasting sand entering the harbor.

2. What is the purpose of this annual training?
   a) To comply with environmental laws
   b) To minimize the discharge of pollutants from the Harbors and tenant facilities into Hawaii's waters.
   c) To utilize best management practices (BMPs) to reduce the impact from construction activities.
   d) All of the above.

3. Which of the following are considered pollutants in the Harbors storm drain system?
   a) Oil or oily sheen.
   b) Anything on the ground around your facility such as trash, dirt, or metals.
   c) Storm water.
   d) A and B.

4. What should you do if a 20-gallon diesel spill happens at your facility?
   a) Take all necessary clean-up steps but do Not report it to Harbors.
   b) Put absorbent down and come back in a few days.
   c) Take all necessary clean-up steps and report it to Harbors.
   d) Rinse it off your facility with a hose.

5. Where can you find BMPs to fit activities at your facility?
   a) Harbors Storm Water Management Plan (SWMP) located on the website or Individual Storm Water Pollution Control Plans (SWPCPs) developed for your facility.
   b) City and County of Honolulu BMP Manual.
   c) Environmental Protection Agency BMP Menu.
   d) All of the above.

6. What are your impressions about this training?
   VERY INFOMATIVE

MANDATORY ANNUAL STORM WATER TRAINING 2013

Instructions: Please complete this survey and submit to your Harbors Environmental Section Representative. **HAND IN QUIZ BEFORE LEAVING**

Name: NATHAN LAU GARY **Date:** 8-28-13
Please Print
Company: ALOHA TOWER

1. How do you play a valuable role in protecting our State's ecosystem?
   a) By preventing pollution in our storm water runoff.
   b) By ignoring illicit discharges.
   c) By dumping wastes down the storm drain.
   d) By not cleaning up spills.

2. What is NOT an illicit discharge?
   a) Washing vehicles with soap and power washers without a permit.
   b) Hand wash sinks plumbed into the storm sewer.
   c) Rain water.
   d) Sandblasting sand entering the harbor.

2. What is the purpose of this annual training?
   a) To comply with environmental laws
   b) To minimize the discharge of pollutants from the Harbors and tenant facilities into Hawaii's waters.
   c) To utilize best management practices (BMPs) to reduce the impact from construction activities.
   d) All of the above.

3. Which of the following are considered pollutants in the Harbors storm drain system?
   a) Oil or oily sheen.
   b) Anything on the ground around your facility such as trash, dirt, or metals.
   c) Storm water.
   d) A and B.

4. What should you do if a 20-gallon diesel spill happens at your facility?
   a) Take all necessary clean-up steps but do Not report it to Harbors.
   b) Put absorbent down and come back in a few days.
   c) Take all necessary clean-up steps and report it to Harbors.
   d) Rinse it off your facility with a hose.

5. Where can you find BMPs to fit activities at your facility?
   a) Harbors Storm Water Management Plan (SWMP) located on the website or Individual Storm Water Pollution Control Plans (SWPCPs) developed for your facility.
   b) City and County of Honolulu BMP Manual.
   c) Environmental Protection Agency BMP Menu.
   d) All of the above.

6. What are your impressions about this training?

   AWARENESS & KNOWLEDGE

MANDATORY ANNUAL STORM WATER TRAINING 2013

Instructions: Please complete this survey and submit to your Harbors Environmental Section Representative. **HAND IN QUIZ BEFORE LEAVING**

Name: Jack Alvarez **Date:** 28 August 13
Please Print
Company: Hawaiian Cement

1. How do you play a valuable role in protecting our State's ecosystem?
   a) By preventing pollution in our storm water runoff.
   b) By ignoring illicit discharges.
   c) By dumping wastes down the storm drain.
   d) By not cleaning up spills.

2. What is NOT an illicit discharge?
   a) Washing vehicles with soap and power washers without a permit.
   b) Hand wash sinks plumbed into the storm sewer.
   c) Rain water.
   d) Sandblasting sand entering the harbor.

2. What is the purpose of this annual training?
   a) To comply with environmental laws
   b) To minimize the discharge of pollutants from the Harbors and tenant facilities into Hawaii's waters.
   c) To utilize best management practices (BMPs) to reduce the impact from construction activities.
   d) All of the above.

3. Which of the following are considered pollutants in the Harbors storm drain system?
   a) Oil or oily sheen.
   b) Anything on the ground around your facility such as trash, dirt, or metals.
   c) Storm water.
   d) A and B.

4. What should you do if a 20-gallon diesel spill happens at your facility?
   a) Take all necessary clean-up steps but do Not report it to Harbors.
   b) Put absorbent down and come back in a few days.
   c) Take all necessary clean-up steps and report it to Harbors.
   d) Rinse it off your facility with a hose.

5. Where can you find BMPs to fit activities at your facility?
   a) Harbors Storm Water Management Plan (SWMP) located on the website or Individual Storm Water Pollution Control Plans (SWPCPs) developed for your facility.
   b) City and County of Honolulu BMP Manual.
   c) Environmental Protection Agency BMP Menu.
   d) All of the above.

6. What are your impressions about this training?
   very useful.

MANDATORY ANNUAL STORM WATER TRAINING 2013

Instructions: Please complete this survey and submit to your Harbors Environmental Section Representative. **HAND IN QUIZ BEFORE LEAVING**

Name: Fred Rackle **Date:** 8-27-13
Please Print
Company: Roberts Hawaii

1. How do you play a valuable role in protecting our State's ecosystem?
   a) By preventing pollution in our storm water runoff.
   b) By ignoring illicit discharges.
   c) By dumping wastes down the storm drain.
   d) By not cleaning up spills.

2. What is NOT an illicit discharge?
   a) Washing vehicles with soap and power washers without a permit.
   b) Hand wash sinks plumbed into the storm sewer.
   c) Rain water.
   d) Sandblasting sand entering the harbor.

2. What is the purpose of this annual training?
   a) To comply with environmental laws
   b) To minimize the discharge of pollutants from the Harbors and tenant facilities into Hawaii's waters.
   c) To utilize best management practices (BMPs) to reduce the impact from construction activities.
   d) All of the above.

3. Which of the following are considered pollutants in the Harbors storm drain system?
   a) Oil or oily sheen.
   b) Anything on the ground around your facility such as trash, dirt, or metals.
   c) Storm water.
   d) A and B.

4. What should you do if a 20-gallon diesel spill happens at your facility?
   a) Take all necessary clean-up steps but do Not report it to Harbors.
   b) Put absorbent down and come back in a few days.
   c) Take all necessary clean-up steps and report it to Harbors.
   d) Rinse it off your facility with a hose.

5. Where can you find BMPs to fit activities at your facility?
   a) Harbors Storm Water Management Plan (SWMP) located on the website or Individual Storm Water Pollution Control Plans (SWPCPs) developed for your facility.
   b) City and County of Honolulu BMP Manual.
   c) Environmental Protection Agency BMP Menu.
   d) All of the above.

6. What are your impressions about this training?
   Need better sound system.

MANDATORY ANNUAL STORM WATER TRAINING 2013

Instructions: Please complete this survey and submit to your Harbors Environmental Section Representative. **HAND IN QUIZ BEFORE LEAVING**

Name: Gordon Fowler **Date:** 8/28/2013
Please Print
Company: HR Watertaxi / Honolulu Marine LLC

1. How do you play a valuable role in protecting our State's ecosystem?
   a) By preventing pollution in our storm water runoff.
   b) By ignoring illicit discharges.
   c) By dumping wastes down the storm drain.
   d) By not cleaning up spills.

2. What is NOT an illicit discharge?
   a) Washing vehicles with soap and power washers without a permit.
   b) Hand wash sinks plumbed into the storm sewer.
   c) Rain water.
   d) Sandblasting sand entering the harbor.

2. What is the purpose of this annual training?
   a) To comply with environmental laws
   b) To minimize the discharge of pollutants from the Harbors and tenant facilities into Hawaii's waters.
   c) To utilize best management practices (BMPs) to reduce the impact from construction activities.
   d) All of the above.

3. Which of the following are considered pollutants in the Harbors storm drain system?
   a) Oil or oily sheen.
   b) Anything on the ground around your facility such as trash, dirt, or metals.
   c) Storm water.
   d) A and B.

4. What should you do if a 20-gallon diesel spill happens at your facility?
   a) Take all necessary clean-up steps but do Not report it to Harbors.
   b) Put absorbent down and come back in a few days.
   c) Take all necessary clean-up steps and report it to Harbors.
   d) Rinse it off your facility with a hose.

5. Where can you find BMPs to fit activities at your facility?
   a) Harbors Storm Water Management Plan (SWMP) located on the website or Individual Storm Water Pollution Control Plans (SWPCPs) developed for your facility.
   b) City and County of Honolulu BMP Manual.
   c) Environmental Protection Agency BMP Menu.
   d) All of the above.

6. What are your impressions about this training?
good material - very informative

MANDATORY ANNUAL STORM WATER TRAINING 2013

Instructions: Please complete this survey and submit to your Harbors Environmental Section Representative. **HAND IN QUIZ BEFORE LEAVING**

Name: Randall Lam **Date:** 8/28/13
Please Print
Company: HTB/HB

1. How do you play a valuable role in protecting our State's ecosystem?
   a) By preventing pollution in our storm water runoff.
   b) By ignoring illicit discharges.
   c) By dumping wastes down the storm drain.
   d) By not cleaning up spills.

2. What is NOT an illicit discharge?
   a) Washing vehicles with soap and power washers without a permit.
   b) Hand wash sinks plumbed into the storm sewer.
   c) Rain water.
   d) Sandblasting sand entering the harbor.

2. What is the purpose of this annual training?
   a) To comply with environmental laws
   b) To minimize the discharge of pollutants from the Harbors and tenant facilities into Hawaii's waters.
   c) To utilize best management practices (BMPs) to reduce the impact from construction activities.
   d) All of the above.

3. Which of the following are considered pollutants in the Harbors storm drain system?
   a) Oil or oily sheen.
   b) Anything on the ground around your facility such as trash, dirt, or metals.
   c) Storm water.
   d) A and B.

4. What should you do if a 20-gallon diesel spill happens at your facility?
   a) Take all necessary clean-up steps but do Not report it to Harbors.
   b) Put absorbent down and come back in a few days.
   c) Take all necessary clean-up steps and report it to Harbors.
   d) Rinse it off your facility with a hose.

5. Where can you find BMPs to fit activities at your facility?
   a) Harbors Storm Water Management Plan (SWMP) located on the website or Individual Storm Water Pollution Control Plans (SWPCPs) developed for your facility.
   b) City and County of Honolulu BMP Manual.
   c) Environmental Protection Agency BMP Menu.
   d) All of the above.

6. What are your impressions about this training?

MANDATORY ANNUAL STORM WATER TRAINING 2013

Instructions: Please complete this survey and submit to your Harbors Environmental Section Representative. **HAND IN QUIZ BEFORE LEAVING**

Name: Sacha Kahuhahana **Date:** 08-28-13
Please Print
Company: Bella Pietra

1. How do you play a valuable role in protecting our State's ecosystem?
   a) By preventing pollution in our storm water runoff.
   b) By ignoring illicit discharges.
   c) By dumping wastes down the storm drain.
   d) By not cleaning up spills.

2. What is NOT an illicit discharge?
   a) Washing vehicles with soap and power washers without a permit.
   b) Hand wash sinks plumbed into the storm sewer.
   c) Rain water.
   d) Sandblasting sand entering the harbor.

2. What is the purpose of this annual training?
   a) To comply with environmental laws
   b) To minimize the discharge of pollutants from the Harbors and tenant facilities into Hawaii's waters.
   c) To utilize best management practices (BMPs) to reduce the impact from construction activities.
   d) All of the above.

3. Which of the following are considered pollutants in the Harbors storm drain system?
   a) Oil or oily sheen.
   b) Anything on the ground around your facility such as trash, dirt, or metals.
   c) Storm water.
   d) A and B.

4. What should you do if a 20-gallon diesel spill happens at your facility?
   a) Take all necessary clean-up steps but do Not report it to Harbors.
   b) Put absorbent down and come back in a few days.
   c) Take all necessary clean-up steps and report it to Harbors.
   d) Rinse it off your facility with a hose.

5. Where can you find BMPs to fit activities at your facility?
   a) Harbors Storm Water Management Plan (SWMP) located on the website or Individual Storm Water Pollution Control Plans (SWPCPs) developed for your facility.
   b) City and County of Honolulu BMP Manual.
   c) Environmental Protection Agency BMP Menu.
   d) All of the above.

6. What are your impressions about this training?

Very knowledgeable.

MANDATORY ANNUAL STORM WATER TRAINING 2013

Instructions: Please complete this survey and submit to your Harbors Environmental Section Representative. **HAND IN QUIZ BEFORE LEAVING**

Name: PATRICK N/AKAYAMA **Date:** 08/28/13
Please Print
Company: Island Movers

1. How do you play a valuable role in protecting our State's ecosystem?
   a) By preventing pollution in our storm water runoff.
   b) By ignoring illicit discharges.
   c) By dumping wastes down the storm drain.
   d) By not cleaning up spills.

2. What is NOT an illicit discharge?
   a) Washing vehicles with soap and power washers without a permit.
   b) Hand wash sinks plumbed into the storm sewer.
   c) Rain water.
   d) Sandblasting sand entering the harbor.

2. What is the purpose of this annual training?
   a) To comply with environmental laws
   b) To minimize the discharge of pollutants from the Harbors and tenant facilities into Hawaii's waters.
   c) To utilize best management practices (BMPs) to reduce the impact from construction activities.
   d) All of the above.

3. Which of the following are considered pollutants in the Harbors storm drain system?
   a) Oil or oily sheen.
   b) Anything on the ground around your facility such as trash, dirt, or metals.
   c) Storm water.
   d) A and B.

4. What should you do if a 20-gallon diesel spill happens at your facility?
   a) Take all necessary clean-up steps but do Not report it to Harbors.
   b) Put absorbent down and come back in a few days.
   c) Take all necessary clean-up steps and report it to Harbors.
   d) Rinse it off your facility with a hose.

5. Where can you find BMPs to fit activities at your facility?
   a) Harbors Storm Water Management Plan (SWMP) located on the website or Individual Storm Water Pollution Control Plans (SWPCPs) developed for your facility.
   b) City and County of Honolulu BMP Manual.
   c) Environmental Protection Agency BMP Menu.
   d) All of the above.

6. What are your impressions about this training?

MANDATORY ANNUAL STORM WATER TRAINING 2013

Instructions: Please complete this survey and submit to your Harbors Environmental Section Representative. **HAND IN QUIZ BEFORE LEAVING**

Name: [illegible] **Date:** _____
Please Print
Company: HTBI

1. How do you play a valuable role in protecting our State's ecosystem?
   a) By preventing pollution in our storm water runoff.
   b) By ignoring illicit discharges.
   c) By dumping wastes down the storm drain.
   d) By not cleaning up spills.

2. What is NOT an illicit discharge?
   a) Washing vehicles with soap and power washers without a permit.
   b) Hand wash sinks plumbed into the storm sewer.
   c) Rain water.
   d) Sandblasting sand entering the harbor.

2. What is the purpose of this annual training?
   a) To comply with environmental laws
   b) To minimize the discharge of pollutants from the Harbors and tenant facilities into Hawaii's waters.
   c) To utilize best management practices (BMPs) to reduce the impact from construction activities.
   d) All of the above.

3. Which of the following are considered pollutants in the Harbors storm drain system?
   a) Oil or oily sheen.
   b) Anything on the ground around your facility such as trash, dirt, or metals.
   c) Storm water.
   d) A and B.

4. What should you do if a 20-gallon diesel spill happens at your facility?
   a) Take all necessary clean-up steps but do Not report it to Harbors.
   b) Put absorbent down and come back in a few days.
   c) Take all necessary clean-up steps and report it to Harbors.
   d) Rinse it off your facility with a hose.

5. Where can you find BMPs to fit activities at your facility?
   a) Harbors Storm Water Management Plan (SWMP) located on the website or Individual Storm Water Pollution Control Plans (SWPCPs) developed for your facility.
   b) City and County of Honolulu BMP Manual.
   c) Environmental Protection Agency BMP Menu.
   d) All of the above.

6. What are your impressions about this training?

MANDATORY ANNUAL STORM WATER TRAINING 2013

Instructions: Please complete this survey and submit to your Harbors Environmental Section Representative. **HAND IN QUIZ BEFORE LEAVING**

Name: Mark Gaulke **Date:** 8-28-13
Please Print
Company: Robert Marcos, Inc.

1. How do you play a valuable role in protecting our State's ecosystem?
   a) By preventing pollution in our storm water runoff.
   b) By ignoring illicit discharges.
   c) By dumping wastes down the storm drain.
   d) By not cleaning up spills.

2. What is NOT an illicit discharge?
   a) Washing vehicles with soap and power washers without a permit.
   b) Hand wash sinks plumbed into the storm sewer.
   c) Rain water.
   d) Sandblasting sand entering the harbor.

2. What is the purpose of this annual training?
   a) To comply with environmental laws
   b) To minimize the discharge of pollutants from the Harbors and tenant facilities into Hawaii's waters.
   c) To utilize best management practices (BMPs) to reduce the impact from construction activities.
   d) All of the above.

3. Which of the following are considered pollutants in the Harbors storm drain system?
   a) Oil or oily sheen.
   b) Anything on the ground around your facility such as trash, dirt, or metals.
   c) Storm water.
   d) A and B.

4. What should you do if a 20-gallon diesel spill happens at your facility?
   a) Take all necessary clean-up steps but do Not report it to Harbors.
   b) Put absorbent down and come back in a few days.
   c) Take all necessary clean-up steps and report it to Harbors.
   d) Rinse it off your facility with a hose.

5. Where can you find BMPs to fit activities at your facility?
   a) Harbors Storm Water Management Plan (SWMP) located on the website or Individual Storm Water Pollution Control Plans (SWPCPs) developed for your facility.
   b) City and County of Honolulu BMP Manual.
   c) Environmental Protection Agency BMP Menu.
   d) All of the above.

6. What are your impressions about this training?

Thank you.

MANDATORY ANNUAL STORM WATER TRAINING 2013

Instructions: Please complete this survey and submit to your Harbors Environmental Section Representative. **HAND IN QUIZ BEFORE LEAVING**

Name: CLARENCE CHONG **Date:** 8/28/13
Please Print
Company: KAGMU INC

1. How do you play a valuable role in protecting our State's ecosystem?
   a) By preventing pollution in our storm water runoff.
   b) By ignoring illicit discharges.
   c) By dumping wastes down the storm drain.
   d) By not cleaning up spills.

2. What is NOT an illicit discharge?
   a) Washing vehicles with soap and power washers without a permit.
   b) Hand wash sinks plumbed into the storm sewer.
   c) Rain water.
   d) Sandblasting sand entering the harbor.

2. What is the purpose of this annual training?
   a) To comply with environmental laws
   b) To minimize the discharge of pollutants from the Harbors and tenant facilities into Hawaii's waters.
   c) To utilize best management practices (BMPs) to reduce the impact from construction activities.
   d) All of the above.

3. Which of the following are considered pollutants in the Harbors storm drain system?
   a) Oil or oily sheen.
   b) Anything on the ground around your facility such as trash, dirt, or metals.
   c) Storm water.
   d) A and B.

4. What should you do if a 20-gallon diesel spill happens at your facility?
   a) Take all necessary clean-up steps but do Not report it to Harbors.
   b) Put absorbent down and come back in a few days.
   c) Take all necessary clean-up steps and report it to Harbors.
   d) Rinse it off your facility with a hose.

5. Where can you find BMPs to fit activities at your facility?
   a) Harbors Storm Water Management Plan (SWMP) located on the website or Individual Storm Water Pollution Control Plans (SWPCPs) developed for your facility.
   b) City and County of Honolulu BMP Manual.
   c) Environmental Protection Agency BMP Menu.
   d) All of the above.

6. What are your impressions about this training?

MANDATORY ANNUAL STORM WATER TRAINING 2013

Instructions: Please complete this survey and submit to your Harbors Environmental Section Representative. **HAND IN QUIZ BEFORE LEAVING**

Name: Ross McDonald **Date:** 9-28-2013
Please Print
Company: Young Brothers

1. How do you play a valuable role in protecting our State's ecosystem?
   a) By preventing pollution in our storm water runoff.
   b) By ignoring illicit discharges.
   c) By dumping wastes down the storm drain.
   d) By not cleaning up spills.

2. What is NOT an illicit discharge?
   a) Washing vehicles with soap and power washers without a permit.
   b) Hand wash sinks plumbed into the storm sewer.
   c) Rain water.
   d) Sandblasting sand entering the harbor.

2. What is the purpose of this annual training?
   a) To comply with environmental laws
   b) To minimize the discharge of pollutants from the Harbors and tenant facilities into Hawaii's waters.
   c) To utilize best management practices (BMPs) to reduce the impact from construction activities.
   d) All of the above.

3. Which of the following are considered pollutants in the Harbors storm drain system?
   a) Oil or oily sheen.
   b) Anything on the ground around your facility such as trash, dirt, or metals.
   c) Storm water.
   d) A and B.

4. What should you do if a 20-gallon diesel spill happens at your facility?
   a) Take all necessary clean-up steps but do Not report it to Harbors.
   b) Put absorbent down and come back in a few days.
   c) Take all necessary clean-up steps and report it to Harbors.
   d) Rinse it off your facility with a hose.

5. Where can you find BMPs to fit activities at your facility?
   a) Harbors Storm Water Management Plan (SWMP) located on the website or Individual Storm Water Pollution Control Plans (SWPCPs) developed for your facility.
   b) City and County of Honolulu BMP Manual.
   c) Environmental Protection Agency BMP Menu.
   d) All of the above.

6. What are your impressions about this training?

MANDATORY ANNUAL STORM WATER TRAINING 2013

Instructions: Please complete this survey and submit to your Harbors Environmental Section Representative. **HAND IN QUIZ BEFORE LEAVING**

Name: DONALD GALL **Date:** 8/28/13
Please Print
Company: DON'S MAKIKI SVC

1. How do you play a valuable role in protecting our State's ecosystem?
   a) By preventing pollution in our storm water runoff.
   b) By ignoring illicit discharges.
   c) By dumping wastes down the storm drain.
   d) By not cleaning up spills.

2. What is NOT an illicit discharge?
   a) Washing vehicles with soap and power washers without a permit.
   b) Hand wash sinks plumbed into the storm sewer.
   c) Rain water.
   d) Sandblasting sand entering the harbor.

2. What is the purpose of this annual training?
   a) To comply with environmental laws
   b) To minimize the discharge of pollutants from the Harbors and tenant facilities into Hawaii's waters.
   c) To utilize best management practices (BMPs) to reduce the impact from construction activities.
   d) All of the above.

3. Which of the following are considered pollutants in the Harbors storm drain system?
   a) Oil or oily sheen.
   b) Anything on the ground around your facility such as trash, dirt, or metals.
   c) Storm water.
   d) A and B.

4. What should you do if a 20-gallon diesel spill happens at your facility?
   a) Take all necessary clean-up steps but do Not report it to Harbors.
   b) Put absorbent down and come back in a few days.
   c) Take all necessary clean-up steps and report it to Harbors.
   d) Rinse it off your facility with a hose.

5. Where can you find BMPs to fit activities at your facility?
   a) Harbors Storm Water Management Plan (SWMP) located on the website or Individual Storm Water Pollution Control Plans (SWPCPs) developed for your facility.
   b) City and County of Honolulu BMP Manual.
   c) Environmental Protection Agency BMP Menu.
   d) All of the above.

6. What are your impressions about this training? - FINE.

MANDATORY ANNUAL STORM WATER TRAINING 2013

Instructions: Please complete this survey and submit to your Harbors Environmental Section Representative. **HAND IN QUIZ BEFORE LEAVING**

Name: PAUL FUKUNAGA **Date:** 8-28-13
Please Print
Company: PF MARINE

1. How do you play a valuable role in protecting our State's ecosystem?
   a) By preventing pollution in our storm water runoff.
   b) By ignoring illicit discharges.
   c) By dumping wastes down the storm drain.
   d) By not cleaning up spills.

2. What is NOT an illicit discharge?
   a) Washing vehicles with soap and power washers without a permit.
   b) Hand wash sinks plumbed into the storm sewer.
   c) Rain water.
   d) Sandblasting sand entering the harbor.

2. What is the purpose of this annual training?
   a) To comply with environmental laws
   b) To minimize the discharge of pollutants from the Harbors and tenant facilities into Hawaii's waters.
   c) To utilize best management practices (BMPs) to reduce the impact from construction activities.
   d) All of the above.

3. Which of the following are considered pollutants in the Harbors storm drain system?
   a) Oil or oily sheen.
   b) Anything on the ground around your facility such as trash, dirt, or metals.
   c) Storm water.
   d) A and B.

4. What should you do if a 20-gallon diesel spill happens at your facility?
   a) Take all necessary clean-up steps but do Not report it to Harbors.
   b) Put absorbent down and come back in a few days.
   c) Take all necessary clean-up steps and report it to Harbors.
   d) Rinse it off your facility with a hose.

5. Where can you find BMPs to fit activities at your facility?
   a) Harbors Storm Water Management Plan (SWMP) located on the website or Individual Storm Water Pollution Control Plans (SWPCPs) developed for your facility.
   b) City and County of Honolulu BMP Manual.
   c) Environmental Protection Agency BMP Menu.
   d) All of the above.

6. What are your impressions about this training?

EXCLENT

MANDATORY ANNUAL STORM WATER TRAINING 2013

Instructions: Please complete this survey and submit to your Harbors Environmental Section Representative. **HAND IN QUIZ BEFORE LEAVING**

Name: NEIL KANEMOTO **Date:** 8/28/13
Please Print
Company: DOP. FISHING & MARINE / NICO'S PIER 38

1. How do you play a valuable role in protecting our State's ecosystem?
   a) By preventing pollution in our storm water runoff.
   b) By ignoring illicit discharges.
   c) By dumping wastes down the storm drain.
   d) By not cleaning up spills.

2. What is NOT an illicit discharge?
   a) Washing vehicles with soap and power washers without a permit.
   b) Hand wash sinks plumbed into the storm sewer.
   c) Rain water.
   d) Sandblasting sand entering the harbor.

2. What is the purpose of this annual training?
   a) To comply with environmental laws
   b) To minimize the discharge of pollutants from the Harbors and tenant facilities into Hawaii's waters.
   c) To utilize best management practices (BMPs) to reduce the impact from construction activities.
   d) All of the above.

3. Which of the following are considered pollutants in the Harbors storm drain system?
   a) Oil or oily sheen.
   b) Anything on the ground around your facility such as trash, dirt, or metals.
   c) Storm water.
   d) A and B.

4. What should you do if a 20-gallon diesel spill happens at your facility?
   a) Take all necessary clean-up steps but do Not report it to Harbors.
   b) Put absorbent down and come back in a few days.
   c) Take all necessary clean-up steps and report it to Harbors.
   d) Rinse it off your facility with a hose.

5. Where can you find BMPs to fit activities at your facility?
   a) Harbors Storm Water Management Plan (SWMP) located on the website or Individual Storm Water Pollution Control Plans (SWPCPs) developed for your facility.
   b) City and County of Honolulu BMP Manual.
   c) Environmental Protection Agency BMP Menu.
   d) All of the above.

6. What are your impressions about this training?
   INFORMATIVE

MANDATORY ANNUAL STORM WATER TRAINING 2013

Instructions: Please complete this survey and submit to your Harbors Environmental Section Representative. **HAND IN QUIZ BEFORE LEAVING**

Name: SIDNEY GO **Date:** 8/28/13
Please Print
Company: Aloha Ag dba Nui Nursery

1. How do you play a valuable role in protecting our State's ecosystem?
   a) By preventing pollution in our storm water runoff.
   b) By ignoring illicit discharges.
   c) By dumping wastes down the storm drain.
   d) By not cleaning up spills.

2. What is NOT an illicit discharge?
   a) Washing vehicles with soap and power washers without a permit.
   b) Hand wash sinks plumbed into the storm sewer.
   c) Rain water.
   d) Sandblasting sand entering the harbor.

2. What is the purpose of this annual training?
   a) To comply with environmental laws
   b) To minimize the discharge of pollutants from the Harbors and tenant facilities into Hawaii's waters.
   c) To utilize best management practices (BMPs) to reduce the impact from construction activities.
   d) All of the above.

3. Which of the following are considered pollutants in the Harbors storm drain system?
   a) Oil or oily sheen.
   b) Anything on the ground around your facility such as trash, dirt, or metals.
   c) Storm water.
   d) A and B.

4. What should you do if a 20-gallon diesel spill happens at your facility?
   a) Take all necessary clean-up steps but do Not report it to Harbors.
   b) Put absorbent down and come back in a few days.
   c) Take all necessary clean-up steps and report it to Harbors.
   d) Rinse it off your facility with a hose.

5. Where can you find BMPs to fit activities at your facility?
   a) Harbors Storm Water Management Plan (SWMP) located on the website or Individual Storm Water Pollution Control Plans (SWPCPs) developed for your facility.
   b) City and County of Honolulu BMP Manual.
   c) Environmental Protection Agency BMP Menu.
   d) All of the above.

6. What are your impressions about this training?

   getting better, more familiar now.

MANDATORY ANNUAL STORM WATER TRAINING 2013

Instructions: Please complete this survey and submit to your Harbors Environmental Section Representative. **HAND IN QUIZ BEFORE LEAVING**

Name: Ross L. DelFo **Date:** 8/28/2013
Please Print
Company: Hawaiian Cement

1. How do you play a valuable role in protecting our State's ecosystem?
   a) By preventing pollution in our storm water runoff.
   b) By ignoring illicit discharges.
   c) By dumping wastes down the storm drain.
   d) By not cleaning up spills.

2. What is NOT an illicit discharge?
   a) Washing vehicles with soap and power washers without a permit.
   b) Hand wash sinks plumbed into the storm sewer.
   c) Rain water.
   d) Sandblasting sand entering the harbor.

2. What is the purpose of this annual training?
   a) To comply with environmental laws
   b) To minimize the discharge of pollutants from the Harbors and tenant facilities into Hawaii's waters.
   c) To utilize best management practices (BMPs) to reduce the impact from construction activities.
   d) All of the above.

3. Which of the following are considered pollutants in the Harbors storm drain system?
   a) Oil or oily sheen.
   b) Anything on the ground around your facility such as trash, dirt, or metals.
   c) Storm water.
   d) A and B.

4. What should you do if a 20-gallon diesel spill happens at your facility?
   a) Take all necessary clean-up steps but do Not report it to Harbors.
   b) Put absorbent down and come back in a few days.
   c) Take all necessary clean-up steps and report it to Harbors.
   d) Rinse it off your facility with a hose.

5. Where can you find BMPs to fit activities at your facility?
   a) Harbors Storm Water Management Plan (SWMP) located on the website or Individual Storm Water Pollution Control Plans (SWPCPs) developed for your facility.
   b) City and County of Honolulu BMP Manual.
   c) Environmental Protection Agency BMP Menu.
   d) All of the above.

6. What are your impressions about this training?
   Very Informative

MANDATORY ANNUAL STORM WATER TRAINING 2013

Instructions: Please complete this survey and submit to your Harbors Environmental Section Representative. **HAND IN QUIZ BEFORE LEAVING**

Name: Jay Dowsett **Date:** 8-28-13
Please Print
Company: Friends of Hokulea & Hawaiiloa

1. How do you play a valuable role in protecting our State's ecosystem?
   a) By preventing pollution in our storm water runoff.
   b) By ignoring illicit discharges.
   c) By dumping wastes down the storm drain.
   d) By not cleaning up spills.

2. What is NOT an illicit discharge?
   a) Washing vehicles with soap and power washers without a permit.
   b) Hand wash sinks plumbed into the storm sewer.
   c) Rain water.
   d) Sandblasting sand entering the harbor.

2. What is the purpose of this annual training?
   a) To comply with environmental laws
   b) To minimize the discharge of pollutants from the Harbors and tenant facilities into Hawaii's waters.
   c) To utilize best management practices (BMPs) to reduce the impact from construction activities.
   d) All of the above.

3. Which of the following are considered pollutants in the Harbors storm drain system?
   a) Oil or oily sheen.
   b) Anything on the ground around your facility such as trash, dirt, or metals.
   c) Storm water.
   d) A and B.

4. What should you do if a 20-gallon diesel spill happens at your facility?
   a) Take all necessary clean-up steps but do Not report it to Harbors.
   b) Put absorbent down and come back in a few days.
   c) Take all necessary clean-up steps and report it to Harbors.
   d) Rinse it off your facility with a hose.

5. Where can you find BMPs to fit activities at your facility?
   a) Harbors Storm Water Management Plan (SWMP) located on the website or Individual Storm Water Pollution Control Plans (SWPCPs) developed for your facility.
   b) City and County of Honolulu BMP Manual.
   c) Environmental Protection Agency BMP Menu.
   d) All of the above.

6. What are your impressions about this training?
   Informative, concise, clear

MANDATORY ANNUAL STORM WATER TRAINING 2013

Instructions: Please complete this survey and submit to your Harbors Environmental Section Representative. **HAND IN QUIZ BEFORE LEAVING**

Name: YASUHIRO KINUHATA **Date:** 8/28/13
Please Print
Company: NORKO MARINE AGENCY, INC.

1. How do you play a valuable role in protecting our State's ecosystem?
   a) By preventing pollution in our storm water runoff.
   b) By ignoring illicit discharges.
   c) By dumping wastes down the storm drain.
   d) By not cleaning up spills.

2. What is NOT an illicit discharge?
   a) Washing vehicles with soap and power washers without a permit.
   b) Hand wash sinks plumbed into the storm sewer.
   c) Rain water.
   d) Sandblasting sand entering the harbor.

2. What is the purpose of this annual training?
   a) To comply with environmental laws
   b) To minimize the discharge of pollutants from the Harbors and tenant facilities into Hawaii's waters.
   c) To utilize best management practices (BMPs) to reduce the impact from construction activities.
   d) All of the above.

3. Which of the following are considered pollutants in the Harbors storm drain system?
   a) Oil or oily sheen.
   b) Anything on the ground around your facility such as trash, dirt, or metals.
   c) Storm water.
   d) A and B.

4. What should you do if a 20-gallon diesel spill happens at your facility?
   a) Take all necessary clean-up steps but do Not report it to Harbors.
   b) Put absorbent down and come back in a few days.
   c) Take all necessary clean-up steps and report it to Harbors.
   d) Rinse it off your facility with a hose.

5. Where can you find BMPs to fit activities at your facility?
   a) Harbors Storm Water Management Plan (SWMP) located on the website or Individual Storm Water Pollution Control Plans (SWPCPs) developed for your facility.
   b) City and County of Honolulu BMP Manual.
   c) Environmental Protection Agency BMP Menu.
   d) All of the above.

6. What are your impressions about this training?

MANDATORY ANNUAL STORM WATER TRAINING 2013

Instructions: Please complete this survey and submit to your Harbors Environmental Section Representative. **HAND IN QUIZ BEFORE LEAVING**

Name: RODNEY TAMAMOTO **Date:** 8-28-13
Please Print
Company: AALA SHIP SVC

1. How do you play a valuable role in protecting our State's ecosystem?
   a) By preventing pollution in our storm water runoff.
   b) By ignoring illicit discharges.
   c) By dumping wastes down the storm drain.
   d) By not cleaning up spills.

2. What is NOT an illicit discharge?
   a) Washing vehicles with soap and power washers without a permit.
   b) Hand wash sinks plumbed into the storm sewer.
   c) Rain water.
   d) Sandblasting sand entering the harbor.

2. What is the purpose of this annual training?
   a) To comply with environmental laws
   b) To minimize the discharge of pollutants from the Harbors and tenant facilities into Hawaii's waters.
   c) To utilize best management practices (BMPs) to reduce the impact from construction activities.
   d) All of the above.

3. Which of the following are considered pollutants in the Harbors storm drain system?
   a) Oil or oily sheen.
   b) Anything on the ground around your facility such as trash, dirt, or metals.
   c) Storm water.
   d) A and B.

4. What should you do if a 20-gallon diesel spill happens at your facility?
   a) Take all necessary clean-up steps but do Not report it to Harbors.
   b) Put absorbent down and come back in a few days.
   c) Take all necessary clean-up steps and report it to Harbors.
   d) Rinse it off your facility with a hose.

5. Where can you find BMPs to fit activities at your facility?
   a) Harbors Storm Water Management Plan (SWMP) located on the website or Individual Storm Water Pollution Control Plans (SWPCPs) developed for your facility.
   b) City and County of Honolulu BMP Manual.
   c) Environmental Protection Agency BMP Menu.
   d) All of the above.

6. What are your impressions about this training?

MANDATORY ANNUAL STORM WATER TRAINING 2013

Instructions: Please complete this survey and submit to your Harbors Environmental Section Representative. **HAND IN QUIZ BEFORE LEAVING**

Name: Norman C Hew **Date:** 08/28/13
Please Print
Company: Navy Marine Agency

1. How do you play a valuable role in protecting our State's ecosystem?
   a) By preventing pollution in our storm water runoff.
   b) By ignoring illicit discharges.
   c) By dumping wastes down the storm drain.
   d) By not cleaning up spills.

2. What is NOT an illicit discharge?
   a) Washing vehicles with soap and power washers without a permit.
   b) Hand wash sinks plumbed into the storm sewer.
   c) Rain water.
   d) Sandblasting sand entering the harbor.

2. What is the purpose of this annual training?
   a) To comply with environmental laws
   b) To minimize the discharge of pollutants from the Harbors and tenant facilities into Hawaii's waters.
   c) To utilize best management practices (BMPs) to reduce the impact from construction activities.
   d) All of the above.

3. Which of the following are considered pollutants in the Harbors storm drain system?
   a) Oil or oily sheen.
   b) Anything on the ground around your facility such as trash, dirt, or metals.
   c) Storm water.
   d) A and B.

4. What should you do if a 20-gallon diesel spill happens at your facility?
   a) Take all necessary clean-up steps but do Not report it to Harbors.
   b) Put absorbent down and come back in a few days.
   c) Take all necessary clean-up steps and report it to Harbors.
   d) Rinse it off your facility with a hose.

5. Where can you find BMPs to fit activities at your facility?
   a) Harbors Storm Water Management Plan (SWMP) located on the website or Individual Storm Water Pollution Control Plans (SWPCPs) developed for your facility.
   b) City and County of Honolulu BMP Manual.
   c) Environmental Protection Agency BMP Menu.
   d) All of the above.

6. What are your impressions about this training?

MANDATORY ANNUAL STORM WATER TRAINING 2013

Instructions: Please complete this survey and submit to your Harbors Environmental Section Representative. **HAND IN QUIZ BEFORE LEAVING**

Name: Clint Iizuka-Shuckey **Date:** 08/29/13
Please Print
Company: HPC Foods, Ltd.

1. How do you play a valuable role in protecting our State's ecosystem?
   a) By preventing pollution in our storm water runoff.
   b) By ignoring illicit discharges.
   c) By dumping wastes down the storm drain.
   d) By not cleaning up spills.

2. What is NOT an illicit discharge?
   a) Washing vehicles with soap and power washers without a permit.
   b) Hand wash sinks plumbed into the storm sewer.
   c) Rain water.
   d) Sandblasting sand entering the harbor.

2. What is the purpose of this annual training?
   a) To comply with environmental laws
   b) To minimize the discharge of pollutants from the Harbors and tenant facilities into Hawaii's waters.
   c) To utilize best management practices (BMPs) to reduce the impact from construction activities.
   d) All of the above.

3. Which of the following are considered pollutants in the Harbors storm drain system?
   a) Oil or oily sheen.
   b) Anything on the ground around your facility such as trash, dirt, or metals.
   c) Storm water.
   d) A and B.

4. What should you do if a 20-gallon diesel spill happens at your facility?
   a) Take all necessary clean-up steps but do Not report it to Harbors.
   b) Put absorbent down and come back in a few days.
   c) Take all necessary clean-up steps and report it to Harbors.
   d) Rinse it off your facility with a hose.

5. Where can you find BMPs to fit activities at your facility?
   a) Harbors Storm Water Management Plan (SWMP) located on the website or Individual Storm Water Pollution Control Plans (SWPCPs) developed for your facility.
   b) City and County of Honolulu BMP Manual.
   c) Environmental Protection Agency BMP Menu.
   d) All of the above.

6. What are your impressions about this training?
   Good presentation - audio a little murky - sounded submerged.
   On line presentation good source for company training

MANDATORY ANNUAL STORM WATER TRAINING 2013

Instructions: Please complete this survey and submit to your Harbors Environmental Section Representative. **HAND IN QUIZ BEFORE LEAVING**

Name: Heather Scharber **Date:** 8/29/13
Please Print
Company: UTS Maritime Services / Unitek Contracting

1. How do you play a valuable role in protecting our State's ecosystem?
   a) By preventing pollution in our storm water runoff.
   b) By ignoring illicit discharges.
   c) By dumping wastes down the storm drain.
   d) By not cleaning up spills.

2. What is NOT an illicit discharge?
   a) Washing vehicles with soap and power washers without a permit.
   b) Hand wash sinks plumbed into the storm sewer.
   c) Rain water.
   d) Sandblasting sand entering the harbor.

2. What is the purpose of this annual training?
   a) To comply with environmental laws
   b) To minimize the discharge of pollutants from the Harbors and tenant facilities into Hawaii's waters.
   c) To utilize best management practices (BMPs) to reduce the impact from construction activities.
   d) All of the above.

3. Which of the following are considered pollutants in the Harbors storm drain system?
   a) Oil or oily sheen.
   b) Anything on the ground around your facility such as trash, dirt, or metals.
   c) Storm water.
   d) A and B.

4. What should you do if a 20-gallon diesel spill happens at your facility?
   a) Take all necessary clean-up steps but do Not report it to Harbors.
   b) Put absorbent down and come back in a few days.
   c) Take all necessary clean-up steps and report it to Harbors.
   d) Rinse it off your facility with a hose.

5. Where can you find BMPs to fit activities at your facility?
   a) Harbors Storm Water Management Plan (SWMP) located on the website or Individual Storm Water Pollution Control Plans (SWPCPs) developed for your facility.
   b) City and County of Honolulu BMP Manual.
   c) Environmental Protection Agency BMP Menu.
   d) All of the above.

6. What are your impressions about this training?

MANDATORY ANNUAL STORM WATER TRAINING 2013

Instructions: Please complete this survey and submit to your Harbors Environmental Section Representative. **HAND IN QUIZ BEFORE LEAVING**

Name: Winnie Yuen **Date:** 8/29/13
Please Print
Company: Pacific Commercial Services LLC

1. How do you play a valuable role in protecting our State's ecosystem?
   a) By preventing pollution in our storm water runoff.
   b) By ignoring illicit discharges.
   c) By dumping wastes down the storm drain.
   d) By not cleaning up spills.

2. What is NOT an illicit discharge?
   a) Washing vehicles with soap and power washers without a permit.
   b) Hand wash sinks plumbed into the storm sewer.
   c) Rain water.
   d) Sandblasting sand entering the harbor.

2. What is the purpose of this annual training?
   a) To comply with environmental laws
   b) To minimize the discharge of pollutants from the Harbors and tenant facilities into Hawaii's waters.
   c) To utilize best management practices (BMPs) to reduce the impact from construction activities.
   d) All of the above.

3. Which of the following are considered pollutants in the Harbors storm drain system?
   a) Oil or oily sheen.
   b) Anything on the ground around your facility such as trash, dirt, or metals.
   c) Storm water.
   d) A and B.

4. What should you do if a 20-gallon diesel spill happens at your facility?
   a) Take all necessary clean-up steps but do Not report it to Harbors.
   b) Put absorbent down and come back in a few days.
   c) Take all necessary clean-up steps and report it to Harbors.
   d) Rinse it off your facility with a hose.

5. Where can you find BMPs to fit activities at your facility?
   a) Harbors Storm Water Management Plan (SWMP) located on the website or Individual Storm Water Pollution Control Plans (SWPCPs) developed for your facility.
   b) City and County of Honolulu BMP Manual.
   c) Environmental Protection Agency BMP Menu.
   d) All of the above.

6. What are your impressions about this training?

MANDATORY ANNUAL STORM WATER TRAINING 2013

Instructions: Please complete this survey and submit to your Harbors Environmental Section Representative. **HAND IN QUIZ BEFORE LEAVING**

Name: Theresa Mcosh **Date:** 8-29-13
Please Print
Company: Norman's Tractor Service

1. How do you play a valuable role in protecting our State's ecosystem?
   a) By preventing pollution in our storm water runoff.
   b) By ignoring illicit discharges.
   c) By dumping wastes down the storm drain.
   d) By not cleaning up spills.

2. What is NOT an illicit discharge?
   a) Washing vehicles with soap and power washers without a permit.
   b) Hand wash sinks plumbed into the storm sewer.
   c) Rain water.
   d) Sandblasting sand entering the harbor.

2. What is the purpose of this annual training?
   a) To comply with environmental laws
   b) To minimize the discharge of pollutants from the Harbors and tenant facilities into Hawaii's waters.
   c) To utilize best management practices (BMPs) to reduce the impact from construction activities.
   d) All of the above.

3. Which of the following are considered pollutants in the Harbors storm drain system?
   a) Oil or oily sheen.
   b) Anything on the ground around your facility such as trash, dirt, or metals.
   c) Storm water.
   d) A and B.

4. What should you do if a 20-gallon diesel spill happens at your facility?
   a) Take all necessary clean-up steps but do Not report it to Harbors.
   b) Put absorbent down and come back in a few days.
   c) Take all necessary clean-up steps and report it to Harbors.
   d) Rinse it off your facility with a hose.

5. Where can you find BMPs to fit activities at your facility?
   a) Harbors Storm Water Management Plan (SWMP) located on the website or Individual Storm Water Pollution Control Plans (SWPCPs) developed for your facility.
   b) City and County of Honolulu BMP Manual.
   c) Environmental Protection Agency BMP Menu.
   d) All of the above.

6. What are your impressions about this training?
   Very informative & constructive to know how to protect our environment and business practices.

MANDATORY ANNUAL STORM WATER TRAINING 2013

Instructions: Please complete this survey and submit to your Harbors Environmental Section Representative. **HAND IN QUIZ BEFORE LEAVING**

Name: TIM BYAM **Date:** 8-29-13
Please Print
Company: Pendleton Flour Mills LLC

1. How do you play a valuable role in protecting our State's ecosystem?
   a) By preventing pollution in our storm water runoff.
   b) By ignoring illicit discharges.
   c) By dumping wastes down the storm drain.
   d) By not cleaning up spills.

2. What is NOT an illicit discharge?
   a) Washing vehicles with soap and power washers without a permit.
   b) Hand wash sinks plumbed into the storm sewer.
   c) Rain water.
   d) Sandblasting sand entering the harbor.

2. What is the purpose of this annual training?
   a) To comply with environmental laws
   b) To minimize the discharge of pollutants from the Harbors and tenant facilities into Hawaii's waters.
   c) To utilize best management practices (BMPs) to reduce the impact from construction activities.
   d) All of the above.

3. Which of the following are considered pollutants in the Harbors storm drain system?
   a) Oil or oily sheen.
   b) Anything on the ground around your facility such as trash, dirt, or metals.
   c) Storm water.
   d) A and B.

4. What should you do if a 20-gallon diesel spill happens at your facility?
   a) Take all necessary clean-up steps but do Not report it to Harbors.
   b) Put absorbent down and come back in a few days.
   c) Take all necessary clean-up steps and report it to Harbors.
   d) Rinse it off your facility with a hose.

5. Where can you find BMPs to fit activities at your facility?
   a) Harbors Storm Water Management Plan (SWMP) located on the website or Individual Storm Water Pollution Control Plans (SWPCPs) developed for your facility.
   b) City and County of Honolulu BMP Manual.
   c) Environmental Protection Agency BMP Menu.
   d) All of the above.

6. What are your impressions about this training?
   Informative

MANDATORY ANNUAL STORM WATER TRAINING 2013

Instructions: Please complete this survey and submit to your Harbors Environmental Section Representative. **HAND IN QUIZ BEFORE LEAVING**

Name: CHARLES R. HOWARD **Date:** 8/29/13
Please Print
Company: MARITIME LICENSE CENTER

1. How do you play a valuable role in protecting our State's ecosystem?
   a) By preventing pollution in our storm water runoff.
   b) By ignoring illicit discharges.
   c) By dumping wastes down the storm drain.
   d) By not cleaning up spills.

2. What is NOT an illicit discharge?
   a) Washing vehicles with soap and power washers without a permit.
   b) Hand wash sinks plumbed into the storm sewer.
   c) Rain water.
   d) Sandblasting sand entering the harbor.

2. What is the purpose of this annual training?
   a) To comply with environmental laws
   b) To minimize the discharge of pollutants from the Harbors and tenant facilities into Hawaii's waters.
   c) To utilize best management practices (BMPs) to reduce the impact from construction activities.
   d) All of the above.

3. Which of the following are considered pollutants in the Harbors storm drain system?
   a) Oil or oily sheen.
   b) Anything on the ground around your facility such as trash, dirt, or metals.
   c) Storm water.
   d) A and B.

4. What should you do if a 20-gallon diesel spill happens at your facility?
   a) Take all necessary clean-up steps but do Not report it to Harbors.
   b) Put absorbent down and come back in a few days.
   c) Take all necessary clean-up steps and report it to Harbors.
   d) Rinse it off your facility with a hose.

5. Where can you find BMPs to fit activities at your facility?
   a) Harbors Storm Water Management Plan (SWMP) located on the website or Individual Storm Water Pollution Control Plans (SWPCPs) developed for your facility.
   b) City and County of Honolulu BMP Manual.
   c) Environmental Protection Agency BMP Menu.
   d) All of the above.

6. What are your impressions about this training?

MAKE IT AVAIL AS AN ON-LINE LOG-IN TRAINING W/ QUIZ THAT CAN BE TAKEN W/O HAVING TO COME IN FOR A FORMAL PRESENTATION

MANDATORY ANNUAL STORM WATER TRAINING 2013

Instructions: Please complete this survey and submit to your Harbors Environmental Section Representative. **HAND IN QUIZ BEFORE LEAVING**

Name: KEAHI BIRCH **Date:** 8/29/13
Please Print
Company: Matson

1. How do you play a valuable role in protecting our State's ecosystem?
   a) By preventing pollution in our storm water runoff.
   b) By ignoring illicit discharges.
   c) By dumping wastes down the storm drain.
   d) By not cleaning up spills.

2. What is NOT an illicit discharge?
   a) Washing vehicles with soap and power washers without a permit.
   b) Hand wash sinks plumbed into the storm sewer.
   c) Rain water.
   d) Sandblasting sand entering the harbor.

2. What is the purpose of this annual training?
   a) To comply with environmental laws
   b) To minimize the discharge of pollutants from the Harbors and tenant facilities into Hawaii's waters.
   c) To utilize best management practices (BMPs) to reduce the impact from construction activities.
   d) All of the above.

3. Which of the following are considered pollutants in the Harbors storm drain system?
   a) Oil or oily sheen.
   b) Anything on the ground around your facility such as trash, dirt, or metals.
   c) Storm water.
   d) A and B.

4. What should you do if a 20-gallon diesel spill happens at your facility?
   a) Take all necessary clean-up steps but do Not report it to Harbors.
   b) Put absorbent down and come back in a few days.
   c) Take all necessary clean-up steps and report it to Harbors.
   d) Rinse it off your facility with a hose.

5. Where can you find BMPs to fit activities at your facility?
   a) Harbors Storm Water Management Plan (SWMP) located on the website or Individual Storm Water Pollution Control Plans (SWPCPs) developed for your facility.
   b) City and County of Honolulu BMP Manual.
   c) Environmental Protection Agency BMP Menu.
   d) All of the above.

6. What are your impressions about this training?

MANDATORY ANNUAL STORM WATER TRAINING 2013

Instructions: Please complete this survey and submit to your Harbors Environmental Section Representative. **HAND IN QUIZ BEFORE LEAVING**

Name: Cynthia Jeffers **Date:** 8/29/13
Please Print
Company: Hi-Tec Roofing

1. How do you play a valuable role in protecting our State's ecosystem?
   a) By preventing pollution in our storm water runoff.
   b) By ignoring illicit discharges.
   c) By dumping wastes down the storm drain.
   d) By not cleaning up spills.

2. What is NOT an illicit discharge?
   a) Washing vehicles with soap and power washers without a permit.
   b) Hand wash sinks plumbed into the storm sewer.
   c) Rain water.
   d) Sandblasting sand entering the harbor.

2. What is the purpose of this annual training?
   a) To comply with environmental laws
   b) To minimize the discharge of pollutants from the Harbors and tenant facilities into Hawaii's waters.
   c) To utilize best management practices (BMPs) to reduce the impact from construction activities.
   d) All of the above.

3. Which of the following are considered pollutants in the Harbors storm drain system?
   a) Oil or oily sheen.
   b) Anything on the ground around your facility such as trash, dirt, or metals.
   c) Storm water.
   d) A and B.

4. What should you do if a 20-gallon diesel spill happens at your facility?
   a) Take all necessary clean-up steps but do Not report it to Harbors.
   b) Put absorbent down and come back in a few days.
   c) Take all necessary clean-up steps and report it to Harbors.
   d) Rinse it off your facility with a hose.

5. Where can you find BMPs to fit activities at your facility?
   a) Harbors Storm Water Management Plan (SWMP) located on the website or Individual Storm Water Pollution Control Plans (SWPCPs) developed for your facility.
   b) City and County of Honolulu BMP Manual.
   c) Environmental Protection Agency BMP Menu.
   d) All of the above.

6. What are your impressions about this training?

MANDATORY ANNUAL STORM WATER TRAINING 2013

Instructions: Please complete this survey and submit to your Harbors Environmental Section Representative. **HAND IN QUIZ BEFORE LEAVING**

Name: Tor Harris **Date:** 8/29/2013
Please Print
Company: Sea Engineering Inc

1. How do you play a valuable role in protecting our State's ecosystem?
   a) By preventing pollution in our storm water runoff.
   b) By ignoring illicit discharges.
   c) By dumping wastes down the storm drain.
   d) By not cleaning up spills.

2. What is NOT an illicit discharge?
   a) Washing vehicles with soap and power washers without a permit.
   b) Hand wash sinks plumbed into the storm sewer.
   c) Rain water.
   d) Sandblasting sand entering the harbor.

2. What is the purpose of this annual training?
   a) To comply with environmental laws
   b) To minimize the discharge of pollutants from the Harbors and tenant facilities into Hawaii's waters.
   c) To utilize best management practices (BMPs) to reduce the impact from construction activities.
   d) All of the above.

3. Which of the following are considered pollutants in the Harbors storm drain system?
   a) Oil or oily sheen.
   b) Anything on the ground around your facility such as trash, dirt, or metals.
   c) Storm water.
   d) A and B.

4. What should you do if a 20-gallon diesel spill happens at your facility?
   a) Take all necessary clean-up steps but do Not report it to Harbors.
   b) Put absorbent down and come back in a few days.
   c) Take all necessary clean-up steps and report it to Harbors.
   d) Rinse it off your facility with a hose.

5. Where can you find BMPs to fit activities at your facility?
   a) Harbors Storm Water Management Plan (SWMP) located on the website or Individual Storm Water Pollution Control Plans (SWPCPs) developed for your facility.
   b) City and County of Honolulu BMP Manual.
   c) Environmental Protection Agency BMP Menu.
   d) All of the above.

6. What are your impressions about this training?

I think the construction section is not necessary.

MANDATORY ANNUAL STORM WATER TRAINING 2013

Instructions: Please complete this survey and submit to your Harbors Environmental Section Representative. **HAND IN QUIZ BEFORE LEAVING**

Name: JONATHAN ING **Date:** 8/30/13
Please Print
Company: UNIRUE CORPORATION

1. How do you play a valuable role in protecting our State's ecosystem?
   a) By preventing pollution in our storm water runoff.
   b) By ignoring illicit discharges.
   c) By dumping wastes down the storm drain.
   d) By not cleaning up spills.

2. What is NOT an illicit discharge?
   a) Washing vehicles with soap and power washers without a permit.
   b) Hand wash sinks plumbed into the storm sewer.
   c) Rain water.
   d) Sandblasting sand entering the harbor.

2. What is the purpose of this annual training?
   a) To comply with environmental laws
   b) To minimize the discharge of pollutants from the Harbors and tenant facilities into Hawaii's waters.
   c) To utilize best management practices (BMPs) to reduce the impact from construction activities.
   d) All of the above.

3. Which of the following are considered pollutants in the Harbors storm drain system?
   a) Oil or oily sheen.
   b) Anything on the ground around your facility such as trash, dirt, or metals.
   c) Storm water.
   d) A and B.

4. What should you do if a 20-gallon diesel spill happens at your facility?
   a) Take all necessary clean-up steps but do Not report it to Harbors.
   b) Put absorbent down and come back in a few days.
   c) Take all necessary clean-up steps and report it to Harbors.
   d) Rinse it off your facility with a hose.

5. Where can you find BMPs to fit activities at your facility?
   a) Harbors Storm Water Management Plan (SWMP) located on the website or Individual Storm Water Pollution Control Plans (SWPCPs) developed for your facility.
   b) City and County of Honolulu BMP Manual.
   c) Environmental Protection Agency BMP Menu.
   d) All of the above.

6. What are your impressions about this training?
   Good reminders for all.

MANDATORY ANNUAL STORM WATER TRAINING 2013

Instructions: Please complete this survey and submit to your Harbors Environmental Section Representative. **HAND IN QUIZ BEFORE LEAVING**

Name: Robert Lamb **Date:** 8/29/2013
Please Print
Company: Matson

1. How do you play a valuable role in protecting our State's ecosystem?
   a) By preventing pollution in our storm water runoff.
   b) By ignoring illicit discharges.
   c) By dumping wastes down the storm drain.
   d) By not cleaning up spills.

2. What is NOT an illicit discharge?
   a) Washing vehicles with soap and power washers without a permit.
   b) Hand wash sinks plumbed into the storm sewer.
   c) Rain water.
   d) Sandblasting sand entering the harbor.

2. What is the purpose of this annual training?
   a) To comply with environmental laws
   b) To minimize the discharge of pollutants from the Harbors and tenant facilities into Hawaii's waters.
   c) To utilize best management practices (BMPs) to reduce the impact from construction activities.
   d) All of the above.

3. Which of the following are considered pollutants in the Harbors storm drain system?
   a) Oil or oily sheen.
   b) Anything on the ground around your facility such as trash, dirt, or metals.
   c) Storm water.
   d) A and B.

4. What should you do if a 20-gallon diesel spill happens at your facility?
   a) Take all necessary clean-up steps but do Not report it to Harbors.
   b) Put absorbent down and come back in a few days.
   c) Take all necessary clean-up steps and report it to Harbors.
   d) Rinse it off your facility with a hose.

5. Where can you find BMPs to fit activities at your facility?
   a) Harbors Storm Water Management Plan (SWMP) located on the website or Individual Storm Water Pollution Control Plans (SWPCPs) developed for your facility.
   b) City and County of Honolulu BMP Manual.
   c) Environmental Protection Agency BMP Menu.
   d) All of the above.

6. What are your impressions about this training? Favorable

MANDATORY ANNUAL STORM WATER TRAINING 2013

Instructions: Please complete this survey and submit to your Harbors Environmental Section Representative. **HAND IN QUIZ BEFORE LEAVING**

Name: LAYNE KANO **Date:** 8/29/13
Please Print
Company: KANO TRUCKING

1. How do you play a valuable role in protecting our State's ecosystem?
   a) By preventing pollution in our storm water runoff.
   b) By ignoring illicit discharges.
   c) By dumping wastes down the storm drain.
   d) By not cleaning up spills.

2. What is NOT an illicit discharge?
   a) Washing vehicles with soap and power washers without a permit.
   b) Hand wash sinks plumbed into the storm sewer.
   c) Rain water.
   d) Sandblasting sand entering the harbor.

2. What is the purpose of this annual training?
   a) To comply with environmental laws
   b) To minimize the discharge of pollutants from the Harbors and tenant facilities into Hawaii's waters.
   c) To utilize best management practices (BMPs) to reduce the impact from construction activities.
   d) All of the above.

3. Which of the following are considered pollutants in the Harbors storm drain system?
   a) Oil or oily sheen.
   b) Anything on the ground around your facility such as trash, dirt, or metals.
   c) Storm water.
   d) A and B.

4. What should you do if a 20-gallon diesel spill happens at your facility?
   a) Take all necessary clean-up steps but do Not report it to Harbors.
   b) Put absorbent down and come back in a few days.
   c) Take all necessary clean-up steps and report it to Harbors.
   d) Rinse it off your facility with a hose.

5. Where can you find BMPs to fit activities at your facility?
   a) Harbors Storm Water Management Plan (SWMP) located on the website or Individual Storm Water Pollution Control Plans (SWPCPs) developed for your facility.
   b) City and County of Honolulu BMP Manual.
   c) Environmental Protection Agency BMP Menu.
   d) All of the above.

6. What are your impressions about this training?

Very insightful & useful in training the employees.

MANDATORY ANNUAL STORM WATER TRAINING 2013

Instructions: Please complete this survey and submit to your Harbors Environmental Section Representative. **HAND IN QUIZ BEFORE LEAVING**

Name: Casey Otani **Date:** 8/29/13
Please Print
Company: Y. Fukunaga prod.

1. How do you play a valuable role in protecting our State's ecosystem?
   a) By preventing pollution in our storm water runoff.
   b) By ignoring illicit discharges.
   c) By dumping wastes down the storm drain.
   d) By not cleaning up spills.

2. What is NOT an illicit discharge?
   a) Washing vehicles with soap and power washers without a permit.
   b) Hand wash sinks plumbed into the storm sewer.
   c) Rain water.
   d) Sandblasting sand entering the harbor.

2. What is the purpose of this annual training?
   a) To comply with environmental laws
   b) To minimize the discharge of pollutants from the Harbors and tenant facilities into Hawaii's waters.
   c) To utilize best management practices (BMPs) to reduce the impact from construction activities.
   d) All of the above.

3. Which of the following are considered pollutants in the Harbors storm drain system?
   a) Oil or oily sheen.
   b) Anything on the ground around your facility such as trash, dirt, or metals.
   c) Storm water.
   d) A and B.

4. What should you do if a 20-gallon diesel spill happens at your facility?
   a) Take all necessary clean-up steps but do Not report it to Harbors.
   b) Put absorbent down and come back in a few days.
   c) Take all necessary clean-up steps and report it to Harbors.
   d) Rinse it off your facility with a hose.

5. Where can you find BMPs to fit activities at your facility?
   a) Harbors Storm Water Management Plan (SWMP) located on the website or Individual Storm Water Pollution Control Plans (SWPCPs) developed for your facility.
   b) City and County of Honolulu BMP Manual.
   c) Environmental Protection Agency BMP Menu.
   d) All of the above.

6. What are your impressions about this training?

Informative

MANDATORY ANNUAL STORM WATER TRAINING 2013

Instructions: Please complete this survey and submit to your Harbors Environmental Section Representative. **HAND IN QUIZ BEFORE LEAVING**

Name: [illegible] **Date:** 8/29/13
Please Print
Company: Harbors

1. How do you play a valuable role in protecting our State's ecosystem?
   a) By preventing pollution in our storm water runoff.
   b) By ignoring illicit discharges.
   c) By dumping wastes down the storm drain.
   d) By not cleaning up spills.

2. What is NOT an illicit discharge?
   a) Washing vehicles with soap and power washers without a permit.
   b) Hand wash sinks plumbed into the storm sewer.
   c) Rain water.
   d) Sandblasting sand entering the harbor.

2. What is the purpose of this annual training?
   a) To comply with environmental laws
   b) To minimize the discharge of pollutants from the Harbors and tenant facilities into Hawaii's waters.
   c) To utilize best management practices (BMPs) to reduce the impact from construction activities.
   d) All of the above.

3. Which of the following are considered pollutants in the Harbors storm drain system?
   a) Oil or oily sheen.
   b) Anything on the ground around your facility such as trash, dirt, or metals.
   c) Storm water.
   d) A and B.

4. What should you do if a 20-gallon diesel spill happens at your facility?
   a) Take all necessary clean-up steps but do Not report it to Harbors.
   b) Put absorbent down and come back in a few days.
   c) Take all necessary clean-up steps and report it to Harbors.
   d) Rinse it off your facility with a hose.

5. Where can you find BMPs to fit activities at your facility?
   a) Harbors Storm Water Management Plan (SWMP) located on the website or Individual Storm Water Pollution Control Plans (SWPCPs) developed for your facility.
   b) City and County of Honolulu BMP Manual.
   c) Environmental Protection Agency BMP Menu.
   d) All of the above.

6. What are your impressions about this training?
   VERY INFORMATIVE

MANDATORY ANNUAL STORM WATER TRAINING 2013

Instructions: Please complete this survey and submit to your Harbors Environmental Section Representative. **HAND IN QUIZ BEFORE LEAVING**

Name: ERIC LEONG **Date:** 8/29/13
Please Print
Company: HAR-PM

1. How do you play a valuable role in protecting our State's ecosystem?
   a) By preventing pollution in our storm water runoff.
   b) By ignoring illicit discharges.
   c) By dumping wastes down the storm drain.
   d) By not cleaning up spills.

2. What is NOT an illicit discharge?
   a) Washing vehicles with soap and power washers without a permit.
   b) Hand wash sinks plumbed into the storm sewer.
   c) Rain water.
   d) Sandblasting sand entering the harbor.

2. What is the purpose of this annual training?
   a) To comply with environmental laws
   b) To minimize the discharge of pollutants from the Harbors and tenant facilities into Hawaii's waters.
   c) To utilize best management practices (BMPs) to reduce the impact from construction activities.
   d) All of the above.

3. Which of the following are considered pollutants in the Harbors storm drain system?
   a) Oil or oily sheen.
   b) Anything on the ground around your facility such as trash, dirt, or metals.
   c) Storm water.
   d) A and B.

4. What should you do if a 20-gallon diesel spill happens at your facility?
   a) Take all necessary clean-up steps but do Not report it to Harbors.
   b) Put absorbent down and come back in a few days.
   c) Take all necessary clean-up steps and report it to Harbors.
   d) Rinse it off your facility with a hose.

5. Where can you find BMPs to fit activities at your facility?
   a) Harbors Storm Water Management Plan (SWMP) located on the website or Individual Storm Water Pollution Control Plans (SWPCPs) developed for your facility.
   b) City and County of Honolulu BMP Manual.
   c) Environmental Protection Agency BMP Menu.
   d) All of the above.

6. What are your impressions about this training?
   OUTSTANDING + INFORMATIVE

MANDATORY ANNUAL STORM WATER TRAINING 2013

Instructions: Please complete this survey and submit to your Harbors Environmental Section Representative. **HAND IN QUIZ BEFORE LEAVING**

Name: Calvert Chun **Date:** 8/29/13
Please Print
Company: Harbors - Prop Mgt.

1. How do you play a valuable role in protecting our State's ecosystem?
   a) By preventing pollution in our storm water runoff.
   b) By ignoring illicit discharges.
   c) By dumping wastes down the storm drain.
   d) By not cleaning up spills.

2. What is NOT an illicit discharge?
   a) Washing vehicles with soap and power washers without a permit.
   b) Hand wash sinks plumbed into the storm sewer.
   c) Rain water.
   d) Sandblasting sand entering the harbor.

2. What is the purpose of this annual training?
   a) To comply with environmental laws
   b) To minimize the discharge of pollutants from the Harbors and tenant facilities into Hawaii's waters.
   c) To utilize best management practices (BMPs) to reduce the impact from construction activities.
   d) All of the above.

3. Which of the following are considered pollutants in the Harbors storm drain system?
   a) Oil or oily sheen.
   b) Anything on the ground around your facility such as trash, dirt, or metals.
   c) Storm water.
   d) A and B.

4. What should you do if a 20-gallon diesel spill happens at your facility?
   a) Take all necessary clean-up steps but do Not report it to Harbors.
   b) Put absorbent down and come back in a few days.
   c) Take all necessary clean-up steps and report it to Harbors.
   d) Rinse it off your facility with a hose.

5. Where can you find BMPs to fit activities at your facility?
   a) Harbors Storm Water Management Plan (SWMP) located on the website or Individual Storm Water Pollution Control Plans (SWPCPs) developed for your facility.
   b) City and County of Honolulu BMP Manual.
   c) Environmental Protection Agency BMP Menu.
   d) All of the above.

6. What are your impressions about this training?

Good and needed.

MANDATORY ANNUAL STORM WATER TRAINING 2013

Instructions: Please complete this survey and submit to your Harbors Environmental Section Representative. **HAND IN QUIZ BEFORE LEAVING**

Name: Iwalani Ambrose **Date:** 8/29/13
Please Print
Company: ERIK BUILDERS, INC

1. How do you play a valuable role in protecting our State's ecosystem?
   a) By preventing pollution in our storm water runoff.
   b) By ignoring illicit discharges.
   c) By dumping wastes down the storm drain.
   d) By not cleaning up spills.

2. What is NOT an illicit discharge?
   a) Washing vehicles with soap and power washers without a permit.
   b) Hand wash sinks plumbed into the storm sewer.
   c) Rain water.
   d) Sandblasting sand entering the harbor.

2. What is the purpose of this annual training?
   a) To comply with environmental laws
   b) To minimize the discharge of pollutants from the Harbors and tenant facilities into Hawaii's waters.
   c) To utilize best management practices (BMPs) to reduce the impact from construction activities.
   d) All of the above.

3. Which of the following are considered pollutants in the Harbors storm drain system?
   a) Oil or oily sheen.
   b) Anything on the ground around your facility such as trash, dirt, or metals.
   c) Storm water.
   d) A and B.

4. What should you do if a 20-gallon diesel spill happens at your facility?
   a) Take all necessary clean-up steps but do Not report it to Harbors.
   b) Put absorbent down and come back in a few days.
   c) Take all necessary clean-up steps and report it to Harbors.
   d) Rinse it off your facility with a hose.

5. Where can you find BMPs to fit activities at your facility?
   a) Harbors Storm Water Management Plan (SWMP) located on the website or Individual Storm Water Pollution Control Plans (SWPCPs) developed for your facility.
   b) City and County of Honolulu BMP Manual.
   c) Environmental Protection Agency BMP Menu.
   d) All of the above.

6. What are your impressions about this training?

Very informative.

MANDATORY ANNUAL STORM WATER TRAINING 2013

Instructions: Please complete this survey and submit to your Harbors Environmental Section Representative. **HAND IN QUIZ BEFORE LEAVING**

Name: Rusty Nall **Date:** Aug 29, 2013
Please Print
Company: American Marine Corp.

1. How do you play a valuable role in protecting our State's ecosystem?
   a) By preventing pollution in our storm water runoff.
   b) By ignoring illicit discharges.
   c) By dumping wastes down the storm drain.
   d) By not cleaning up spills.

2. What is NOT an illicit discharge?
   a) Washing vehicles with soap and power washers without a permit.
   b) Hand wash sinks plumbed into the storm sewer.
   c) Rain water.
   d) Sandblasting sand entering the harbor.

2. What is the purpose of this annual training?
   a) To comply with environmental laws
   b) To minimize the discharge of pollutants from the Harbors and tenant facilities into Hawaii's waters.
   c) To utilize best management practices (BMPs) to reduce the impact from construction activities.
   d) All of the above.

3. Which of the following are considered pollutants in the Harbors storm drain system?
   a) Oil or oily sheen.
   b) Anything on the ground around your facility such as trash, dirt, or metals.
   c) Storm water.
   d) A and B.

4. What should you do if a 20-gallon diesel spill happens at your facility?
   a) Take all necessary clean-up steps but do Not report it to Harbors.
   b) Put absorbent down and come back in a few days.
   c) Take all necessary clean-up steps and report it to Harbors.
   d) Rinse it off your facility with a hose.

5. Where can you find BMPs to fit activities at your facility?
   a) Harbors Storm Water Management Plan (SWMP) located on the website or Individual Storm Water Pollution Control Plans (SWPCPs) developed for your facility.
   b) City and County of Honolulu BMP Manual.
   c) Environmental Protection Agency BMP Menu.
   d) All of the above.

6. What are your impressions about this training?

Better than last year - test could be a little harder

MANDATORY ANNUAL STORM WATER TRAINING 2013

Instructions: Please complete this survey and submit to your Harbors Environmental Section Representative. **HAND IN QUIZ BEFORE LEAVING**

Name: Rusty Nall **Date:** Aug 29, 2013
Please Print
Company: PEMCO Pacific Environmental Corp.

1. How do you play a valuable role in protecting our State's ecosystem?
   a) By preventing pollution in our storm water runoff.
   b) By ignoring illicit discharges.
   c) By dumping wastes down the storm drain.
   d) By not cleaning up spills.

2. What is NOT an illicit discharge?
   a) Washing vehicles with soap and power washers without a permit.
   b) Hand wash sinks plumbed into the storm sewer.
   c) Rain water.
   d) Sandblasting sand entering the harbor.

2. What is the purpose of this annual training?
   a) To comply with environmental laws
   b) To minimize the discharge of pollutants from the Harbors and tenant facilities into Hawaii's waters.
   c) To utilize best management practices (BMPs) to reduce the impact from construction activities.
   d) All of the above.

3. Which of the following are considered pollutants in the Harbors storm drain system?
   a) Oil or oily sheen.
   b) Anything on the ground around your facility such as trash, dirt, or metals.
   c) Storm water.
   d) A and B.

4. What should you do if a 20-gallon diesel spill happens at your facility?
   a) Take all necessary clean-up steps but do Not report it to Harbors.
   b) Put absorbent down and come back in a few days.
   c) Take all necessary clean-up steps and report it to Harbors.
   d) Rinse it off your facility with a hose.

5. Where can you find BMPs to fit activities at your facility?
   a) Harbors Storm Water Management Plan (SWMP) located on the website or Individual Storm Water Pollution Control Plans (SWPCPs) developed for your facility.
   b) City and County of Honolulu BMP Manual.
   c) Environmental Protection Agency BMP Menu.
   d) All of the above.

6. What are your impressions about this training?

Better than last year
Test could be a little harder

MANDATORY ANNUAL STORM WATER TRAINING 2013

Instructions: Please complete this survey and submit to your Harbors Environmental Section Representative. **HAND IN QUIZ BEFORE LEAVING**

Name: KEKUA KELII **Date:** 29 AUG 13
Please Print
Company: ATLANTIS SUBMARINES

1. How do you play a valuable role in protecting our State's ecosystem?
   a) By preventing pollution in our storm water runoff.
   b) By ignoring illicit discharges.
   c) By dumping wastes down the storm drain.
   d) By not cleaning up spills.

2. What is NOT an illicit discharge?
   a) Washing vehicles with soap and power washers without a permit.
   b) Hand wash sinks plumbed into the storm sewer.
   c) Rain water.
   d) Sandblasting sand entering the harbor.

2. What is the purpose of this annual training?
   a) To comply with environmental laws
   b) To minimize the discharge of pollutants from the Harbors and tenant facilities into Hawaii's waters.
   c) To utilize best management practices (BMPs) to reduce the impact from construction activities.
   d) All of the above.

3. Which of the following are considered pollutants in the Harbors storm drain system?
   a) Oil or oily sheen.
   b) Anything on the ground around your facility such as trash, dirt, or metals.
   c) Storm water.
   d) A and B.

4. What should you do if a 20-gallon diesel spill happens at your facility?
   a) Take all necessary clean-up steps but do Not report it to Harbors.
   b) Put absorbent down and come back in a few days.
   c) Take all necessary clean-up steps and report it to Harbors.
   d) Rinse it off your facility with a hose.

5. Where can you find BMPs to fit activities at your facility?
   a) Harbors Storm Water Management Plan (SWMP) located on the website or Individual Storm Water Pollution Control Plans (SWPCPs) developed for your facility.
   b) City and County of Honolulu BMP Manual.
   c) Environmental Protection Agency BMP Menu.
   d) All of the above.

6. What are your impressions about this training?

- EFFECTIVE! MAKES ME WANT TO TRAIN EMPLOYEE'S AND HAVE ACCOUNTABILITY.
- STATE IS MOVING US FROM PIER 40 TO PIER 24 IN FEB. 2014. NEED INFO. ON CONSTRUCTION. KKELII@atlantisadventures.com

MANDATORY ANNUAL STORM WATER TRAINING 2013

Instructions: Please complete this survey and submit to your Harbors Environmental Section Representative. **HAND IN QUIZ BEFORE LEAVING**

Name: WEATHERHOGZ **Date:** 8/28/13
Please Print
Company: C&C 6/1/11

1. How do you play a valuable role in protecting our State's ecosystem?
   a) By preventing pollution in our storm water runoff.
   b) By ignoring illicit discharges.
   c) By dumping wastes down the storm drain.
   d) By not cleaning up spills.

2. What is NOT an illicit discharge?
   a) Washing vehicles with soap and power washers without a permit.
   b) Hand wash sinks plumbed into the storm sewer.
   c) Rain water.
   d) Sandblasting sand entering the harbor.

2. What is the purpose of this annual training?
   a) To comply with environmental laws
   b) To minimize the discharge of pollutants from the Harbors and tenant facilities into Hawaii's waters.
   c) To utilize best management practices (BMPs) to reduce the impact from construction activities.
   d) All of the above.

3. Which of the following are considered pollutants in the Harbors storm drain system?
   a) Oil or oily sheen.
   b) Anything on the ground around your facility such as trash, dirt, or metals.
   c) Storm water.
   d) A and B.

4. What should you do if a 20-gallon diesel spill happens at your facility?
   a) Take all necessary clean-up steps but do Not report it to Harbors.
   b) Put absorbent down and come back in a few days.
   c) Take all necessary clean-up steps and report it to Harbors.
   d) Rinse it off your facility with a hose.

5. Where can you find BMPs to fit activities at your facility?
   a) Harbors Storm Water Management Plan (SWMP) located on the website or Individual Storm Water Pollution Control Plans (SWPCPs) developed for your facility.
   b) City and County of Honolulu BMP Manual.
   c) Environmental Protection Agency BMP Menu.
   d) All of the above.

6. What are your impressions about this training?

MANDATORY ANNUAL STORM WATER TRAINING 2013

Instructions: Please complete this survey and submit to your Harbors Environmental Section Representative. **HAND IN QUIZ BEFORE LEAVING**

Name: Doreen Kaehuaa **Date:** 8/29/13
Please Print
Company: C&C

1. How do you play a valuable role in protecting our State's ecosystem?
   a) By preventing pollution in our storm water runoff.
   b) By ignoring illicit discharges.
   c) By dumping wastes down the storm drain.
   d) By not cleaning up spills.

2. What is NOT an illicit discharge?
   a) Washing vehicles with soap and power washers without a permit.
   b) Hand wash sinks plumbed into the storm sewer.
   c) Rain water.
   d) Sandblasting sand entering the harbor.

2. What is the purpose of this annual training?
   a) To comply with environmental laws
   b) To minimize the discharge of pollutants from the Harbors and tenant facilities into Hawaii's waters.
   c) To utilize best management practices (BMPs) to reduce the impact from construction activities.
   d) All of the above.

3. Which of the following are considered pollutants in the Harbors storm drain system?
   a) Oil or oily sheen.
   b) Anything on the ground around your facility such as trash, dirt, or metals.
   c) Storm water.
   d) A and B.

4. What should you do if a 20-gallon diesel spill happens at your facility?
   a) Take all necessary clean-up steps but do Not report it to Harbors.
   b) Put absorbent down and come back in a few days.
   c) Take all necessary clean-up steps and report it to Harbors.
   d) Rinse it off your facility with a hose.

5. Where can you find BMPs to fit activities at your facility?
   a) Harbors Storm Water Management Plan (SWMP) located on the website or Individual Storm Water Pollution Control Plans (SWPCPs) developed for your facility.
   b) City and County of Honolulu BMP Manual.
   c) Environmental Protection Agency BMP Menu.
   d) All of the above.

6. What are your impressions about this training?
   Thank you

MANDATORY ANNUAL STORM WATER TRAINING 2013

Instructions: Please complete this survey and submit to your Harbors Environmental Section Representative. **HAND IN QUIZ BEFORE LEAVING**

Name: Greg Powell **Date:** 8/29/13
Please Print
Company: Phoenician L.L.C.

1. How do you play a valuable role in protecting our State's ecosystem?
   a) By preventing pollution in our storm water runoff.
   b) By ignoring illicit discharges.
   c) By dumping wastes down the storm drain.
   d) By not cleaning up spills.

2. What is NOT an illicit discharge?
   a) Washing vehicles with soap and power washers without a permit.
   b) Hand wash sinks plumbed into the storm sewer.
   c) Rain water.
   d) Sandblasting sand entering the harbor.

2. What is the purpose of this annual training?
   a) To comply with environmental laws
   b) To minimize the discharge of pollutants from the Harbors and tenant facilities into Hawaii's waters.
   c) To utilize best management practices (BMPs) to reduce the impact from construction activities.
   d) All of the above.

3. Which of the following are considered pollutants in the Harbors storm drain system?
   a) Oil or oily sheen.
   b) Anything on the ground around your facility such as trash, dirt, or metals.
   c) Storm water.
   d) A and B.

4. What should you do if a 20-gallon diesel spill happens at your facility?
   a) Take all necessary clean-up steps but do Not report it to Harbors.
   b) Put absorbent down and come back in a few days.
   c) Take all necessary clean-up steps and report it to Harbors.
   d) Rinse it off your facility with a hose.

5. Where can you find BMPs to fit activities at your facility?
   a) Harbors Storm Water Management Plan (SWMP) located on the website or Individual Storm Water Pollution Control Plans (SWPCPs) developed for your facility.
   b) City and County of Honolulu BMP Manual.
   c) Environmental Protection Agency BMP Menu.
   d) All of the above.

6. What are your impressions about this training? very helpful, thanks

MANDATORY ANNUAL STORM WATER TRAINING 2013

Instructions: Please complete this survey and submit to your Harbors Environmental Section Representative. **HAND IN QUIZ BEFORE LEAVING**

Name: Thomas Heinrich **Date:** 8/29/13
Please Print
Company: Global Specialty Contractors, Inc.

1. How do you play a valuable role in protecting our State's ecosystem?
   a) By preventing pollution in our storm water runoff.
   b) By ignoring illicit discharges.
   c) By dumping wastes down the storm drain.
   d) By not cleaning up spills.

2. What is NOT an illicit discharge?
   a) Washing vehicles with soap and power washers without a permit.
   b) Hand wash sinks plumbed into the storm sewer.
   c) Rain water.
   d) Sandblasting sand entering the harbor.

2. What is the purpose of this annual training?
   a) To comply with environmental laws
   b) To minimize the discharge of pollutants from the Harbors and tenant facilities into Hawaii's waters.
   c) To utilize best management practices (BMPs) to reduce the impact from construction activities.
   d) All of the above.

3. Which of the following are considered pollutants in the Harbors storm drain system?
   a) Oil or oily sheen.
   b) Anything on the ground around your facility such as trash, dirt, or metals.
   c) Storm water.
   d) A and B.

4. What should you do if a 20-gallon diesel spill happens at your facility?
   a) Take all necessary clean-up steps but do Not report it to Harbors.
   b) Put absorbent down and come back in a few days.
   c) Take all necessary clean-up steps and report it to Harbors.
   d) Rinse it off your facility with a hose.

5. Where can you find BMPs to fit activities at your facility?
   a) Harbors Storm Water Management Plan (SWMP) located on the website or Individual Storm Water Pollution Control Plans (SWPCPs) developed for your facility.
   b) City and County of Honolulu BMP Manual.
   c) Environmental Protection Agency BMP Menu.
   d) All of the above.

6. What are your impressions about this training?
   Good - Necessary

MANDATORY ANNUAL STORM WATER TRAINING 2013

Instructions: Please complete this survey and submit to your Harbors Environmental Section Representative. **HAND IN QUIZ BEFORE LEAVING**

Name: [illegible] **Date:** 8-29
Please Print
Company: [illegible]

1. How do you play a valuable role in protecting our State's ecosystem?
   a) By preventing pollution in our storm water runoff.
   b) By ignoring illicit discharges.
   c) By dumping wastes down the storm drain.
   d) By not cleaning up spills.

2. What is NOT an illicit discharge?
   a) Washing vehicles with soap and power washers without a permit.
   b) Hand wash sinks plumbed into the storm sewer.
   c) Rain water.
   d) Sandblasting sand entering the harbor.

2. What is the purpose of this annual training?
   a) To comply with environmental laws
   b) To minimize the discharge of pollutants from the Harbors and tenant facilities into Hawaii's waters.
   c) To utilize best management practices (BMPs) to reduce the impact from construction activities.
   d) All of the above.

3. Which of the following are considered pollutants in the Harbors storm drain system?
   a) Oil or oily sheen.
   b) Anything on the ground around your facility such as trash, dirt, or metals.
   c) Storm water.
   d) A and B.

4. What should you do if a 20-gallon diesel spill happens at your facility?
   a) Take all necessary clean-up steps but do Not report it to Harbors.
   b) Put absorbent down and come back in a few days.
   c) Take all necessary clean-up steps and report it to Harbors.
   d) Rinse it off your facility with a hose.

5. Where can you find BMPs to fit activities at your facility?
   a) Harbors Storm Water Management Plan (SWMP) located on the website or Individual Storm Water Pollution Control Plans (SWPCPs) developed for your facility.
   b) City and County of Honolulu BMP Manual.
   c) Environmental Protection Agency BMP Menu.
   d) All of the above.

6. What are your impressions about this training?

MANDATORY ANNUAL STORM WATER TRAINING 2013

Instructions: Please complete this survey and submit to your Harbors Environmental Section Representative. **HAND IN QUIZ BEFORE LEAVING**

Name: Michael Rossman **Date:** 8/13
Please Print
Company: Envelman

1. How do you play a valuable role in protecting our State's ecosystem?
   a) By preventing pollution in our storm water runoff.
   b) By ignoring illicit discharges.
   c) By dumping wastes down the storm drain.
   d) By not cleaning up spills.

2. What is NOT an illicit discharge?
   a) Washing vehicles with soap and power washers without a permit.
   b) Hand wash sinks plumbed into the storm sewer.
   c) Rain water.
   d) Sandblasting sand entering the harbor.

2. What is the purpose of this annual training?
   a) To comply with environmental laws
   b) To minimize the discharge of pollutants from the Harbors and tenant facilities into Hawaii's waters.
   c) To utilize best management practices (BMPs) to reduce the impact from construction activities.
   d) All of the above.

3. Which of the following are considered pollutants in the Harbors storm drain system?
   a) Oil or oily sheen.
   b) Anything on the ground around your facility such as trash, dirt, or metals.
   c) Storm water.
   d) A and B.

4. What should you do if a 20-gallon diesel spill happens at your facility?
   a) Take all necessary clean-up steps but do Not report it to Harbors.
   b) Put absorbent down and come back in a few days.
   c) Take all necessary clean-up steps and report it to Harbors.
   d) Rinse it off your facility with a hose.

5. Where can you find BMPs to fit activities at your facility?
   a) Harbors Storm Water Management Plan (SWMP) located on the website or Individual Storm Water Pollution Control Plans (SWPCPs) developed for your facility.
   b) City and County of Honolulu BMP Manual.
   c) Environmental Protection Agency BMP Menu.
   d) All of the above.

6. What are your impressions about this training?

MANDATORY ANNUAL STORM WATER TRAINING 2013

Instructions: Please complete this survey and submit to your Harbors Environmental Section Representative. **HAND IN QUIZ BEFORE LEAVING**

Name: DAVID KAHAHE **Date:** 8-29-13
Please Print
Company: HONOLULU POLICE DEPT.

1. How do you play a valuable role in protecting our State's ecosystem?
   a) By preventing pollution in our storm water runoff.
   b) By ignoring illicit discharges.
   c) By dumping wastes down the storm drain.
   d) By not cleaning up spills.

2. What is NOT an illicit discharge?
   a) Washing vehicles with soap and power washers without a permit.
   b) Hand wash sinks plumbed into the storm sewer.
   c) Rain water.
   d) Sandblasting sand entering the harbor.

2. What is the purpose of this annual training?
   a) To comply with environmental laws
   b) To minimize the discharge of pollutants from the Harbors and tenant facilities into Hawaii's waters.
   c) To utilize best management practices (BMPs) to reduce the impact from construction activities.
   d) All of the above.

3. Which of the following are considered pollutants in the Harbors storm drain system?
   a) Oil or oily sheen.
   b) Anything on the ground around your facility such as trash, dirt, or metals.
   c) Storm water.
   d) A and B.

4. What should you do if a 20-gallon diesel spill happens at your facility?
   a) Take all necessary clean-up steps but do Not report it to Harbors.
   b) Put absorbent down and come back in a few days.
   c) Take all necessary clean-up steps and report it to Harbors.
   d) Rinse it off your facility with a hose.

5. Where can you find BMPs to fit activities at your facility?
   a) Harbors Storm Water Management Plan (SWMP) located on the website or Individual Storm Water Pollution Control Plans (SWPCPs) developed for your facility.
   b) City and County of Honolulu BMP Manual.
   c) Environmental Protection Agency BMP Menu.
   d) All of the above.

6. What are your impressions about this training?

INFORMATIVE

MANDATORY ANNUAL STORM WATER TRAINING 2013

Instructions: Please complete this survey and submit to your Harbors Environmental Section Representative. **HAND IN QUIZ BEFORE LEAVING**

Name: Ron Richardson **Date:** 8/29/13
Please Print
Company: DHX

1. How do you play a valuable role in protecting our State's ecosystem?
   (a) By preventing pollution in our storm water runoff.
   b) By ignoring illicit discharges.
   c) By dumping wastes down the storm drain.
   d) By not cleaning up spills.

2. What is NOT an illicit discharge?
   a) Washing vehicles with soap and power washers without a permit.
   b) Hand wash sinks plumbed into the storm sewer.
   (c) Rain water.
   d) Sandblasting sand entering the harbor.

2. What is the purpose of this annual training?
   a) To comply with environmental laws
   b) To minimize the discharge of pollutants from the Harbors and tenant facilities into Hawaii's waters.
   c) To utilize best management practices (BMPs) to reduce the impact from construction activities.
   (d) All of the above.

3. Which of the following are considered pollutants in the Harbors storm drain system?
   a) Oil or oily sheen.
   b) Anything on the ground around your facility such as trash, dirt, or metals.
   c) Storm water.
   (d) A and B.

4. What should you do if a 20-gallon diesel spill happens at your facility?
   a) Take all necessary clean-up steps but do Not report it to Harbors.
   b) Put absorbent down and come back in a few days.
   (c) Take all necessary clean-up steps and report it to Harbors.
   d) Rinse it off your facility with a hose.

5. Where can you find BMPs to fit activities at your facility?
   a) Harbors Storm Water Management Plan (SWMP) located on the website or Individual Storm Water Pollution Control Plans (SWPCPs) developed for your facility.
   b) City and County of Honolulu BMP Manual.
   c) Environmental Protection Agency BMP Menu.
   (d) All of the above.

6. What are your impressions about this training?
   Valueable, Informative

MANDATORY ANNUAL STORM WATER TRAINING 2013

Instructions: Please complete this survey and submit to your Harbors Environmental Section Representative. **HAND IN QUIZ BEFORE LEAVING**

Name: Ralph DeWitt **Date:** 8/29/13
Please Print
Company: P&R Water Taxi

1. How do you play a valuable role in protecting our State's ecosystem?
   (a) By preventing pollution in our storm water runoff.
   b) By ignoring illicit discharges.
   c) By dumping wastes down the storm drain.
   d) By not cleaning up spills.

2. What is NOT an illicit discharge?
   a) Washing vehicles with soap and power washers without a permit.
   b) Hand wash sinks plumbed into the storm sewer.
   (c) Rain water.
   d) Sandblasting sand entering the harbor.

2. What is the purpose of this annual training?
   a) To comply with environmental laws
   b) To minimize the discharge of pollutants from the Harbors and tenant facilities into Hawaii's waters.
   c) To utilize best management practices (BMPs) to reduce the impact from construction activities.
   (d) All of the above.

3. Which of the following are considered pollutants in the Harbors storm drain system?
   a) Oil or oily sheen.
   b) Anything on the ground around your facility such as trash, dirt, or metals.
   c) Storm water.
   (d) A and B.

4. What should you do if a 20-gallon diesel spill happens at your facility?
   a) Take all necessary clean-up steps but do Not report it to Harbors.
   b) Put absorbent down and come back in a few days.
   (c) Take all necessary clean-up steps and report it to Harbors.
   d) Rinse it off your facility with a hose.

5. Where can you find BMPs to fit activities at your facility?
   a) Harbors Storm Water Management Plan (SWMP) located on the website or Individual Storm Water Pollution Control Plans (SWPCPs) developed for your facility.
   b) City and County of Honolulu BMP Manual.
   c) Environmental Protection Agency BMP Menu.
   (d) All of the above.

6. What are your impressions about this training?
   Very Good

MANDATORY ANNUAL STORM WATER TRAINING 2013

Instructions: Please complete this survey and submit to your Harbors Environmental Section Representative. **HAND IN QUIZ BEFORE LEAVING**

Name: Hahn Fuata Jr. **Date:** 29 AUG. 2013
Please Print
Company: Don's Makiki Service

1. How do you play a valuable role in protecting our State's ecosystem?
   a) By preventing pollution in our storm water runoff.
   b) By ignoring illicit discharges.
   c) By dumping wastes down the storm drain.
   d) By not cleaning up spills.

2. What is NOT an illicit discharge?
   a) Washing vehicles with soap and power washers without a permit.
   b) Hand wash sinks plumbed into the storm sewer.
   c) Rain water.
   d) Sandblasting sand entering the harbor.

2. What is the purpose of this annual training?
   a) To comply with environmental laws
   b) To minimize the discharge of pollutants from the Harbors and tenant facilities into Hawaii's waters.
   c) To utilize best management practices (BMPs) to reduce the impact from construction activities.
   d) All of the above.

3. Which of the following are considered pollutants in the Harbors storm drain system?
   a) Oil or oily sheen.
   b) Anything on the ground around your facility such as trash, dirt, or metals.
   c) Storm water.
   d) A and B.

4. What should you do if a 20-gallon diesel spill happens at your facility?
   a) Take all necessary clean-up steps but do Not report it to Harbors.
   b) Put absorbent down and come back in a few days.
   c) Take all necessary clean-up steps and report it to Harbors.
   d) Rinse it off your facility with a hose.

5. Where can you find BMPs to fit activities at your facility?
   a) Harbors Storm Water Management Plan (SWMP) located on the website or Individual Storm Water Pollution Control Plans (SWPCPs) developed for your facility.
   b) City and County of Honolulu BMP Manual.
   c) Environmental Protection Agency BMP Menu.
   d) All of the above.

6. What are your impressions about this training?

VERY INFORMATIVE

MANDATORY ANNUAL STORM WATER TRAINING 2013

Instructions: Please complete this survey and submit to your Harbors Environmental Section Representative. **HAND IN QUIZ BEFORE LEAVING**

Name: Robert Steinke **Date:** 8/29/13
Please Print
Company: Steinke Bros. Inc.

1. How do you play a valuable role in protecting our State's ecosystem?
   a) By preventing pollution in our storm water runoff.
   b) By ignoring illicit discharges.
   c) By dumping wastes down the storm drain.
   d) By not cleaning up spills.

2. What is NOT an illicit discharge?
   a) Washing vehicles with soap and power washers without a permit.
   b) Hand wash sinks plumbed into the storm sewer.
   c) Rain water.
   d) Sandblasting sand entering the harbor.

2. What is the purpose of this annual training?
   a) To comply with environmental laws
   b) To minimize the discharge of pollutants from the Harbors and tenant facilities into Hawaii's waters.
   c) To utilize best management practices (BMPs) to reduce the impact from construction activities.
   d) All of the above.

3. Which of the following are considered pollutants in the Harbors storm drain system?
   a) Oil or oily sheen.
   b) Anything on the ground around your facility such as trash, dirt, or metals.
   c) Storm water.
   d) A and B.

4. What should you do if a 20-gallon diesel spill happens at your facility?
   a) Take all necessary clean-up steps but do Not report it to Harbors.
   b) Put absorbent down and come back in a few days.
   c) Take all necessary clean-up steps and report it to Harbors.
   d) Rinse it off your facility with a hose.

5. Where can you find BMPs to fit activities at your facility?
   a) Harbors Storm Water Management Plan (SWMP) located on the website or Individual Storm Water Pollution Control Plans (SWPCPs) developed for your facility.
   b) City and County of Honolulu BMP Manual.
   c) Environmental Protection Agency BMP Menu.
   d) All of the above.

6. What are your impressions about this training?

Impressive, well done To help ensure waters stay clean.

MANDATORY ANNUAL STORM WATER TRAINING 2013

Instructions: Please complete this survey and submit to your Harbors Environmental Section Representative. **HAND IN QUIZ BEFORE LEAVING**

Name: DARRYL BLAND **Date:** 29 AUG 13
Please Print
Company: CB TECH SERVICES, INC.

1. How do you play a valuable role in protecting our State's ecosystem?
   (a) By preventing pollution in our storm water runoff.
   b) By ignoring illicit discharges.
   c) By dumping wastes down the storm drain.
   d) By not cleaning up spills.

2. What is NOT an illicit discharge?
   a) Washing vehicles with soap and power washers without a permit.
   b) Hand wash sinks plumbed into the storm sewer.
   (c) Rain water.
   d) Sandblasting sand entering the harbor.

2. What is the purpose of this annual training?
   a) To comply with environmental laws
   b) To minimize the discharge of pollutants from the Harbors and tenant facilities into Hawaii's waters.
   c) To utilize best management practices (BMPs) to reduce the impact from construction activities.
   (d) All of the above.

3. Which of the following are considered pollutants in the Harbors storm drain system?
   a) Oil or oily sheen.
   b) Anything on the ground around your facility such as trash, dirt, or metals.
   c) Storm water.
   (d) A and B.

4. What should you do if a 20-gallon diesel spill happens at your facility?
   a) Take all necessary clean-up steps but do Not report it to Harbors.
   b) Put absorbent down and come back in a few days.
   (c) Take all necessary clean-up steps and report it to Harbors.
   d) Rinse it off your facility with a hose.

5. Where can you find BMPs to fit activities at your facility?
   a) Harbors Storm Water Management Plan (SWMP) located on the website or Individual Storm Water Pollution Control Plans (SWPCPs) developed for your facility.
   b) City and County of Honolulu BMP Manual.
   c) Environmental Protection Agency BMP Menu.
   (d) All of the above.

6. What are your impressions about this training?
   TRAINING WAS BENEFICIAL FOR ~~ALL~~ INDIVIDUALS WHO DO NOT HAVE AN UNDERSTANDING OF STORM WATER RUN OFF. BETTER EXPLANATION OF ~~THE~~ SOME OF THE CONTENTS OF 40 CFR, STATE LAWS AND C&C LAWS

MANDATORY ANNUAL STORM WATER TRAINING 2013

Instructions: Please complete this survey and submit to your Harbors Environmental Section Representative. **HAND IN QUIZ BEFORE LEAVING**

Name: PATRICK GILLEN **Date:** Aug 29
Please Print
Company: CLEAN ISLAND COUNCIL

1. How do you play a valuable role in protecting our State's ecosystem?
   (a) By preventing pollution in our storm water runoff.
   b) By ignoring illicit discharges.
   c) By dumping wastes down the storm drain.
   d) By not cleaning up spills.

2. What is NOT an illicit discharge?
   a) Washing vehicles with soap and power washers without a permit.
   b) Hand wash sinks plumbed into the storm sewer.
   (c) Rain water.
   d) Sandblasting sand entering the harbor.

2. What is the purpose of this annual training?
   a) To comply with environmental laws
   b) To minimize the discharge of pollutants from the Harbors and tenant facilities into Hawaii's waters.
   c) To utilize best management practices (BMPs) to reduce the impact from construction activities.
   (d) All of the above.

3. Which of the following are considered pollutants in the Harbors storm drain system?
   a) Oil or oily sheen.
   b) Anything on the ground around your facility such as trash, dirt, or metals.
   c) Storm water.
   (d) A and B.

4. What should you do if a 20-gallon diesel spill happens at your facility?
   a) Take all necessary clean-up steps but do Not report it to Harbors.
   b) Put absorbent down and come back in a few days.
   (c) Take all necessary clean-up steps and report it to Harbors.
   d) Rinse it off your facility with a hose.

5. Where can you find BMPs to fit activities at your facility?
   a) Harbors Storm Water Management Plan (SWMP) located on the website or Individual Storm Water Pollution Control Plans (SWPCPs) developed for your facility.
   b) City and County of Honolulu BMP Manual.
   c) Environmental Protection Agency BMP Menu.
   (d) All of the above.

6. What are your impressions about this training? GOOD

MANDATORY ANNUAL STORM WATER TRAINING 2013

Instructions: Please complete this survey and submit to your Harbors Environmental Section Representative. **HAND IN QUIZ BEFORE LEAVING**

Name: JOAN ZABLAN **Date:** 8/29/13
Please Print
Company: Y. HATA

1. How do you play a valuable role in protecting our State's ecosystem?
   a) By preventing pollution in our storm water runoff.
   b) By ignoring illicit discharges.
   c) By dumping wastes down the storm drain.
   d) By not cleaning up spills.

2. What is NOT an illicit discharge?
   a) Washing vehicles with soap and power washers without a permit.
   b) Hand wash sinks plumbed into the storm sewer.
   c) Rain water.
   d) Sandblasting sand entering the harbor.

2. What is the purpose of this annual training?
   a) To comply with environmental laws
   b) To minimize the discharge of pollutants from the Harbors and tenant facilities into Hawaii's waters.
   c) To utilize best management practices (BMPs) to reduce the impact from construction activities.
   d) All of the above.

3. Which of the following are considered pollutants in the Harbors storm drain system?
   a) Oil or oily sheen.
   b) Anything on the ground around your facility such as trash, dirt, or metals.
   c) Storm water.
   d) A and B.

4. What should you do if a 20-gallon diesel spill happens at your facility?
   a) Take all necessary clean-up steps but do Not report it to Harbors.
   b) Put absorbent down and come back in a few days.
   c) Take all necessary clean-up steps and report it to Harbors.
   d) Rinse it off your facility with a hose.

5. Where can you find BMPs to fit activities at your facility?
   a) Harbors Storm Water Management Plan (SWMP) located on the website or Individual Storm Water Pollution Control Plans (SWPCPs) developed for your facility.
   b) City and County of Honolulu BMP Manual.
   c) Environmental Protection Agency BMP Menu.
   d) All of the above.

6. What are your impressions about this training?
   INFORMATIVE

MANDATORY ANNUAL STORM WATER TRAINING 2013

Instructions: Please complete this survey and submit to your Harbors Environmental Section Representative. **HAND IN QUIZ BEFORE LEAVING**

Name: Mark Saizon **Date:** 8-29-2013
Please Print
Company: HFD

1. How do you play a valuable role in protecting our State's ecosystem?
   a) By preventing pollution in our storm water runoff.
   b) By ignoring illicit discharges.
   c) By dumping wastes down the storm drain.
   d) By not cleaning up spills.

2. What is NOT an illicit discharge?
   a) Washing vehicles with soap and power washers without a permit.
   b) Hand wash sinks plumbed into the storm sewer.
   c) Rain water.
   d) Sandblasting sand entering the harbor.

2. What is the purpose of this annual training?
   a) To comply with environmental laws
   b) To minimize the discharge of pollutants from the Harbors and tenant facilities into Hawaii's waters.
   c) To utilize best management practices (BMPs) to reduce the impact from construction activities.
   d) All of the above.

3. Which of the following are considered pollutants in the Harbors storm drain system?
   a) Oil or oily sheen.
   b) Anything on the ground around your facility such as trash, dirt, or metals.
   c) Storm water.
   d) A and B.

4. What should you do if a 20-gallon diesel spill happens at your facility?
   a) Take all necessary clean-up steps but do Not report it to Harbors.
   b) Put absorbent down and come back in a few days.
   c) Take all necessary clean-up steps and report it to Harbors.
   d) Rinse it off your facility with a hose.

5. Where can you find BMPs to fit activities at your facility?
   a) Harbors Storm Water Management Plan (SWMP) located on the website or Individual Storm Water Pollution Control Plans (SWPCPs) developed for your facility.
   b) City and County of Honolulu BMP Manual.
   c) Environmental Protection Agency BMP Menu.
   d) All of the above.

6. What are your impressions about this training?

MANDATORY ANNUAL STORM WATER TRAINING 2013

Instructions: Please complete this survey and submit to your Harbors Environmental Section Representative. **HAND IN QUIZ BEFORE LEAVING**

Name: Michele Freitas **Date:** Aug 29 2013
Please Print
Company: Honolulu Fire Dept.

1. How do you play a valuable role in protecting our State's ecosystem?
   a) By preventing pollution in our storm water runoff.
   b) By ignoring illicit discharges.
   c) By dumping wastes down the storm drain.
   d) By not cleaning up spills.

2. What is NOT an illicit discharge?
   a) Washing vehicles with soap and power washers without a permit.
   b) Hand wash sinks plumbed into the storm sewer.
   c) Rain water.
   d) Sandblasting sand entering the harbor.

2. What is the purpose of this annual training?
   a) To comply with environmental laws
   b) To minimize the discharge of pollutants from the Harbors and tenant facilities into Hawaii's waters.
   c) To utilize best management practices (BMPs) to reduce the impact from construction activities.
   d) All of the above.

3. Which of the following are considered pollutants in the Harbors storm drain system?
   a) Oil or oily sheen.
   b) Anything on the ground around your facility such as trash, dirt, or metals.
   c) Storm water.
   d) A and B.

4. What should you do if a 20-gallon diesel spill happens at your facility?
   a) Take all necessary clean-up steps but do Not report it to Harbors.
   b) Put absorbent down and come back in a few days.
   c) Take all necessary clean-up steps and report it to Harbors.
   d) Rinse it off your facility with a hose.

5. Where can you find BMPs to fit activities at your facility?
   a) Harbors Storm Water Management Plan (SWMP) located on the website or Individual Storm Water Pollution Control Plans (SWPCPs) developed for your facility.
   b) City and County of Honolulu BMP Manual.
   c) Environmental Protection Agency BMP Menu.
   d) All of the above.

6. What are your impressions about this training?

MANDATORY ANNUAL STORM WATER TRAINING 2013

Instructions: Please complete this survey and submit to your Harbors Environmental Section Representative. **HAND IN QUIZ BEFORE LEAVING**

Name: [illegible] KA'AMO **Date:** 8/29/13
Please Print
Company: MATSON

1. How do you play a valuable role in protecting our State's ecosystem?
   a) By preventing pollution in our storm water runoff.
   b) By ignoring illicit discharges.
   c) By dumping wastes down the storm drain.
   d) By not cleaning up spills.

2. What is NOT an illicit discharge?
   a) Washing vehicles with soap and power washers without a permit.
   b) Hand wash sinks plumbed into the storm sewer.
   c) Rain water.
   d) Sandblasting sand entering the harbor.

2. What is the purpose of this annual training?
   a) To comply with environmental laws
   b) To minimize the discharge of pollutants from the Harbors and tenant facilities into Hawaii's waters.
   c) To utilize best management practices (BMPs) to reduce the impact from construction activities.
   d) All of the above.

3. Which of the following are considered pollutants in the Harbors storm drain system?
   a) Oil or oily sheen.
   b) Anything on the ground around your facility such as trash, dirt, or metals.
   c) Storm water.
   d) A and B.

4. What should you do if a 20-gallon diesel spill happens at your facility?
   a) Take all necessary clean-up steps but do Not report it to Harbors.
   b) Put absorbent down and come back in a few days.
   c) Take all necessary clean-up steps and report it to Harbors.
   d) Rinse it off your facility with a hose.

5. Where can you find BMPs to fit activities at your facility?
   a) Harbors Storm Water Management Plan (SWMP) located on the website or Individual Storm Water Pollution Control Plans (SWPCPs) developed for your facility.
   b) City and County of Honolulu BMP Manual.
   c) Environmental Protection Agency BMP Menu.
   d) All of the above.

6. What are your impressions about this training?

Good

MANDATORY ANNUAL STORM WATER TRAINING 2013

Instructions: Please complete this survey and submit to your Harbors Environmental Section Representative. **HAND IN QUIZ BEFORE LEAVING**

Bernadette DeLeon +

Name: Leimomi Ernastburg **Date:** 8/29/2013
Please Print

Company: EXP Construction of Hawaii, Inc.

1. How do you play a valuable role in protecting our State's ecosystem?
   a) By preventing pollution in our storm water runoff.
   b) By ignoring illicit discharges.
   c) By dumping wastes down the storm drain.
   d) By not cleaning up spills.

2. What is NOT an illicit discharge?
   a) Washing vehicles with soap and power washers without a permit.
   b) Hand wash sinks plumbed into the storm sewer.
   c) Rain water.
   d) Sandblasting sand entering the harbor.

2. What is the purpose of this annual training?
   a) To comply with environmental laws
   b) To minimize the discharge of pollutants from the Harbors and tenant facilities into Hawaii's waters.
   c) To utilize best management practices (BMPs) to reduce the impact from construction activities.
   d) All of the above.

3. Which of the following are considered pollutants in the Harbors storm drain system?
   a) Oil or oily sheen.
   b) Anything on the ground around your facility such as trash, dirt, or metals.
   c) Storm water.
   d) A and B.

4. What should you do if a 20-gallon diesel spill happens at your facility?
   a) Take all necessary clean-up steps but do Not report it to Harbors.
   b) Put absorbent down and come back in a few days.
   c) Take all necessary clean-up steps and report it to Harbors.
   d) Rinse it off your facility with a hose.

5. Where can you find BMPs to fit activities at your facility?
   a) Harbors Storm Water Management Plan (SWMP) located on the website or Individual Storm Water Pollution Control Plans (SWPCPs) developed for your facility.
   b) City and County of Honolulu BMP Manual.
   c) Environmental Protection Agency BMP Menu.
   d) All of the above.

6. What are your impressions about this training?
   Good education. We were unaware of what goes down storm drains

MANDATORY ANNUAL STORM WATER TRAINING 2013

Instructions: Please complete this survey and submit to your Harbors Environmental Section Representative. **HAND IN QUIZ BEFORE LEAVING**

Name: Tony Sussex **Date:** 8/29/2013
Please Print

Company: The Sussex Co - Bldg 914 KMR
The Boys Club LLC - Bldg 931 KMR

1. How do you play a valuable role in protecting our State's ecosystem?
   a) By preventing pollution in our storm water runoff.
   b) By ignoring illicit discharges.
   c) By dumping wastes down the storm drain.
   d) By not cleaning up spills.

2. What is NOT an illicit discharge?
   a) Washing vehicles with soap and power washers without a permit.
   b) Hand wash sinks plumbed into the storm sewer.
   c) Rain water.
   d) Sandblasting sand entering the harbor.

2. What is the purpose of this annual training?
   a) To comply with environmental laws
   b) To minimize the discharge of pollutants from the Harbors and tenant facilities into Hawaii's waters.
   c) To utilize best management practices (BMPs) to reduce the impact from construction activities.
   d) All of the above.

3. Which of the following are considered pollutants in the Harbors storm drain system?
   a) Oil or oily sheen.
   b) Anything on the ground around your facility such as trash, dirt, or metals.
   c) Storm water.
   d) A and B.

4. What should you do if a 20-gallon diesel spill happens at your facility?
   a) Take all necessary clean-up steps but do Not report it to Harbors.
   b) Put absorbent down and come back in a few days.
   c) Take all necessary clean-up steps and report it to Harbors.
   d) Rinse it off your facility with a hose.

5. Where can you find BMPs to fit activities at your facility?
   a) Harbors Storm Water Management Plan (SWMP) located on the website or Individual Storm Water Pollution Control Plans (SWPCPs) developed for your facility.
   b) City and County of Honolulu BMP Manual.
   c) Environmental Protection Agency BMP Menu.
   d) All of the above.

6. What are your impressions about this training?
   Very informative. Obviously attempting to make the job of compliance more understandable.
   Thanks.

MANDATORY ANNUAL STORM WATER TRAINING 2013

Instructions: Please complete this survey and submit to your Harbors Environmental Section Representative. **HAND IN QUIZ BEFORE LEAVING**

Name: Jessie Bulaviz **Date:** 8/29/13
Please Print
Company: Petrospect, Inc.

1. How do you play a valuable role in protecting our State's ecosystem?
   a) By preventing pollution in our storm water runoff.
   b) By ignoring illicit discharges.
   c) By dumping wastes down the storm drain.
   d) By not cleaning up spills.

2. What is NOT an illicit discharge?
   a) Washing vehicles with soap and power washers without a permit.
   b) Hand wash sinks plumbed into the storm sewer.
   c) Rain water.
   d) Sandblasting sand entering the harbor.

2. What is the purpose of this annual training?
   a) To comply with environmental laws
   b) To minimize the discharge of pollutants from the Harbors and tenant facilities into Hawaii's waters.
   c) To utilize best management practices (BMPs) to reduce the impact from construction activities.
   d) All of the above.

3. Which of the following are considered pollutants in the Harbors storm drain system?
   a) Oil or oily sheen.
   b) Anything on the ground around your facility such as trash, dirt, or metals.
   c) Storm water.
   d) A and B.

4. What should you do if a 20-gallon diesel spill happens at your facility?
   a) Take all necessary clean-up steps but do Not report it to Harbors.
   b) Put absorbent down and come back in a few days.
   c) Take all necessary clean-up steps and report it to Harbors.
   d) Rinse it off your facility with a hose.

5. Where can you find BMPs to fit activities at your facility?
   a) Harbors Storm Water Management Plan (SWMP) located on the website or Individual Storm Water Pollution Control Plans (SWPCPs) developed for your facility.
   b) City and County of Honolulu BMP Manual.
   c) Environmental Protection Agency BMP Menu.
   d) All of the above.

6. What are your impressions about this training?
   Informative & Good Ideas

MANDATORY ANNUAL STORM WATER TRAINING 2013

Instructions: Please complete this survey and submit to your Harbors Environmental Section Representative. **HAND IN QUIZ BEFORE LEAVING**

Name: Steve Hinton **Date:** 8/29/13
Please Print
Company: Marisco, Ltd.

1. How do you play a valuable role in protecting our State's ecosystem?
   a) By preventing pollution in our storm water runoff.
   b) By ignoring illicit discharges.
   c) By dumping wastes down the storm drain.
   d) By not cleaning up spills.

2. What is NOT an illicit discharge?
   a) Washing vehicles with soap and power washers without a permit.
   b) Hand wash sinks plumbed into the storm sewer.
   c) Rain water.
   d) Sandblasting sand entering the harbor.

2. What is the purpose of this annual training?
   a) To comply with environmental laws
   b) To minimize the discharge of pollutants from the Harbors and tenant facilities into Hawaii's waters.
   c) To utilize best management practices (BMPs) to reduce the impact from construction activities.
   d) All of the above.

3. Which of the following are considered pollutants in the Harbors storm drain system?
   a) Oil or oily sheen.
   b) Anything on the ground around your facility such as trash, dirt, or metals.
   c) Storm water.
   d) A and B.

4. What should you do if a 20-gallon diesel spill happens at your facility?
   a) Take all necessary clean-up steps but do Not report it to Harbors.
   b) Put absorbent down and come back in a few days.
   c) Take all necessary clean-up steps and report it to Harbors.
   d) Rinse it off your facility with a hose.

5. Where can you find BMPs to fit activities at your facility?
   a) Harbors Storm Water Management Plan (SWMP) located on the website or Individual Storm Water Pollution Control Plans (SWPCPs) developed for your facility.
   b) City and County of Honolulu BMP Manual.
   c) Environmental Protection Agency BMP Menu.
   d) All of the above.

6. What are your impressions about this training?
   GREAT INFORMATION. WE WILL BE IMPLEMENTING AN IDDE PROGRAM IN OUR EMS.

MANDATORY ANNUAL STORM WATER TRAINING 2013

Instructions: Please complete this survey and submit to your Harbors Environmental Section Representative. **HAND IN QUIZ BEFORE LEAVING**

Name: Ray Bautista **Date:** 8/29/13
Please Print
Company: Hawaiian Cement - Kalaeloa

1. How do you play a valuable role in protecting our State's ecosystem?
   a) By preventing pollution in our storm water runoff.
   b) By ignoring illicit discharges.
   c) By dumping wastes down the storm drain.
   d) By not cleaning up spills.

2. What is NOT an illicit discharge?
   a) Washing vehicles with soap and power washers without a permit.
   b) Hand wash sinks plumbed into the storm sewer.
   c) Rain water.
   d) Sandblasting sand entering the harbor.

2. What is the purpose of this annual training?
   a) To comply with environmental laws
   b) To minimize the discharge of pollutants from the Harbors and tenant facilities into Hawaii's waters.
   c) To utilize best management practices (BMPs) to reduce the impact from construction activities.
   d) All of the above.

3. Which of the following are considered pollutants in the Harbors storm drain system?
   a) Oil or oily sheen.
   b) Anything on the ground around your facility such as trash, dirt, or metals.
   c) Storm water.
   d) A and B.

4. What should you do if a 20-gallon diesel spill happens at your facility?
   a) Take all necessary clean-up steps but do Not report it to Harbors.
   b) Put absorbent down and come back in a few days.
   c) Take all necessary clean-up steps and report it to Harbors.
   d) Rinse it off your facility with a hose.

5. Where can you find BMPs to fit activities at your facility?
   a) Harbors Storm Water Management Plan (SWMP) located on the website or Individual Storm Water Pollution Control Plans (SWPCPs) developed for your facility.
   b) City and County of Honolulu BMP Manual.
   c) Environmental Protection Agency BMP Menu.
   d) All of the above.

6. What are your impressions about this training?

Training serves important to my facility

MANDATORY ANNUAL STORM WATER TRAINING 2013

Instructions: Please complete this survey and submit to your Harbors Environmental Section Representative. **HAND IN QUIZ BEFORE LEAVING**

Name: Rae Miyasaki **Date:** 8/29/13
Please Print
Company: JFC Int'l Inc.

1. How do you play a valuable role in protecting our State's ecosystem?
   a) By preventing pollution in our storm water runoff.
   b) By ignoring illicit discharges.
   c) By dumping wastes down the storm drain.
   d) By not cleaning up spills.

2. What is NOT an illicit discharge?
   a) Washing vehicles with soap and power washers without a permit.
   b) Hand wash sinks plumbed into the storm sewer.
   c) Rain water.
   d) Sandblasting sand entering the harbor.

2. What is the purpose of this annual training?
   a) To comply with environmental laws
   b) To minimize the discharge of pollutants from the Harbors and tenant facilities into Hawaii's waters.
   c) To utilize best management practices (BMPs) to reduce the impact from construction activities.
   d) All of the above.

3. Which of the following are considered pollutants in the Harbors storm drain system?
   a) Oil or oily sheen.
   b) Anything on the ground around your facility such as trash, dirt, or metals.
   c) Storm water.
   d) A and B.

4. What should you do if a 20-gallon diesel spill happens at your facility?
   a) Take all necessary clean-up steps but do Not report it to Harbors.
   b) Put absorbent down and come back in a few days.
   c) Take all necessary clean-up steps and report it to Harbors.
   d) Rinse it off your facility with a hose.

5. Where can you find BMPs to fit activities at your facility?
   a) Harbors Storm Water Management Plan (SWMP) located on the website or Individual Storm Water Pollution Control Plans (SWPCPs) developed for your facility.
   b) City and County of Honolulu BMP Manual.
   c) Environmental Protection Agency BMP Menu.
   d) All of the above.

6. What are your impressions about this training?

Good reminder on key points.

MANDATORY ANNUAL STORM WATER TRAINING 2013

Instructions: Please complete this survey and submit to your Harbors Environmental Section Representative. **HAND IN QUIZ BEFORE LEAVING**

Name: Scott Y. Uno **Date:** 8/29/13
Please Print
Company: Performance Landscapes

1. How do you play a valuable role in protecting our State's ecosystem?
   (a) By preventing pollution in our storm water runoff.
   b) By ignoring illicit discharges.
   c) By dumping wastes down the storm drain.
   d) By not cleaning up spills.

2. What is NOT an illicit discharge?
   a) Washing vehicles with soap and power washers without a permit.
   b) Hand wash sinks plumbed into the storm sewer.
   (c) Rain water.
   d) Sandblasting sand entering the harbor.

2. What is the purpose of this annual training?
   a) To comply with environmental laws
   b) To minimize the discharge of pollutants from the Harbors and tenant facilities into Hawaii's waters.
   c) To utilize best management practices (BMPs) to reduce the impact from construction activities.
   (d) All of the above.

3. Which of the following are considered pollutants in the Harbors storm drain system?
   a) Oil or oily sheen.
   b) Anything on the ground around your facility such as trash, dirt, or metals.
   c) Storm water.
   (d) A and B.

4. What should you do if a 20-gallon diesel spill happens at your facility?
   a) Take all necessary clean-up steps but do Not report it to Harbors.
   b) Put absorbent down and come back in a few days.
   (c) Take all necessary clean-up steps and report it to Harbors.
   d) Rinse it off your facility with a hose.

5. Where can you find BMPs to fit activities at your facility?
   a) Harbors Storm Water Management Plan (SWMP) located on the website or Individual Storm Water Pollution Control Plans (SWPCPs) developed for your facility.
   b) City and County of Honolulu BMP Manual.
   c) Environmental Protection Agency BMP Menu.
   (d) All of the above.

6. What are your impressions about this training?
Extremely informative. The speaker were excellent

MANDATORY ANNUAL STORM WATER TRAINING 2013

Instructions: Please complete this survey and submit to your Harbors Environmental Section Representative. **HAND IN QUIZ BEFORE LEAVING**

Name: Royce Racoma **Date:** 8/29/13
Please Print
Company: Classic Tile Corp.

1. How do you play a valuable role in protecting our State's ecosystem?
   (a) By preventing pollution in our storm water runoff.
   b) By ignoring illicit discharges.
   c) By dumping wastes down the storm drain.
   d) By not cleaning up spills.

2. What is NOT an illicit discharge?
   a) Washing vehicles with soap and power washers without a permit.
   b) Hand wash sinks plumbed into the storm sewer.
   (c) Rain water.
   d) Sandblasting sand entering the harbor.

2. What is the purpose of this annual training?
   a) To comply with environmental laws
   b) To minimize the discharge of pollutants from the Harbors and tenant facilities into Hawaii's waters.
   c) To utilize best management practices (BMPs) to reduce the impact from construction activities.
   (d) All of the above.

3. Which of the following are considered pollutants in the Harbors storm drain system?
   a) Oil or oily sheen.
   b) Anything on the ground around your facility such as trash, dirt, or metals.
   c) Storm water.
   (d) A and B.

4. What should you do if a 20-gallon diesel spill happens at your facility?
   a) Take all necessary clean-up steps but do Not report it to Harbors.
   b) Put absorbent down and come back in a few days.
   (c) Take all necessary clean-up steps and report it to Harbors.
   d) Rinse it off your facility with a hose.

5. Where can you find BMPs to fit activities at your facility?
   a) Harbors Storm Water Management Plan (SWMP) located on the website or Individual Storm Water Pollution Control Plans (SWPCPs) developed for your facility.
   b) City and County of Honolulu BMP Manual.
   c) Environmental Protection Agency BMP Menu.
   (d) All of the above.

6. What are your impressions about this training?
In general very informative!

MANDATORY ANNUAL STORM WATER TRAINING 2013

Instructions: Please complete this survey and submit to your Harbors Environmental Section Representative. **HAND IN QUIZ BEFORE LEAVING**

Name: JONATHAN ESPERANZA **Date:** 8/29/13
Please Print
Company: HAWAIIAN CEMENT

1. How do you play a valuable role in protecting our State's ecosystem?
   (a) By preventing pollution in our storm water runoff.
   b) By ignoring illicit discharges.
   c) By dumping wastes down the storm drain.
   d) By not cleaning up spills.

2. What is NOT an illicit discharge?
   a) Washing vehicles with soap and power washers without a permit.
   b) Hand wash sinks plumbed into the storm sewer.
   (c) Rain water.
   d) Sandblasting sand entering the harbor.

2. What is the purpose of this annual training?
   a) To comply with environmental laws
   b) To minimize the discharge of pollutants from the Harbors and tenant facilities into Hawaii's waters.
   c) To utilize best management practices (BMPs) to reduce the impact from construction activities.
   (d) All of the above.

3. Which of the following are considered pollutants in the Harbors storm drain system?
   a) Oil or oily sheen.
   b) Anything on the ground around your facility such as trash, dirt, or metals.
   c) Storm water.
   (d) A and B.

4. What should you do if a 20-gallon diesel spill happens at your facility?
   a) Take all necessary clean-up steps but do Not report it to Harbors.
   b) Put absorbent down and come back in a few days.
   (c) Take all necessary clean-up steps and report it to Harbors.
   d) Rinse it off your facility with a hose.

5. Where can you find BMPs to fit activities at your facility?
   a) Harbors Storm Water Management Plan (SWMP) located on the website or Individual Storm Water Pollution Control Plans (SWPCPs) developed for your facility.
   b) City and County of Honolulu BMP Manual.
   c) Environmental Protection Agency BMP Menu.
   (d) All of the above.

6. What are your impressions about this training?
   INFORMATIVE INFORMATIVE

MANDATORY ANNUAL STORM WATER TRAINING 2013

Instructions: Please complete this survey and submit to your Harbors Environmental Section Representative. **HAND IN QUIZ BEFORE LEAVING**

Name: Eugene Willis **Date:** 8/29/13
Please Print
Company: Excavation Services

1. How do you play a valuable role in protecting our State's ecosystem?
   (a) By preventing pollution in our storm water runoff.
   b) By ignoring illicit discharges.
   c) By dumping wastes down the storm drain.
   d) By not cleaning up spills.

2. What is NOT an illicit discharge?
   a) Washing vehicles with soap and power washers without a permit.
   b) Hand wash sinks plumbed into the storm sewer.
   (c) Rain water.
   d) Sandblasting sand entering the harbor.

2. What is the purpose of this annual training?
   a) To comply with environmental laws
   b) To minimize the discharge of pollutants from the Harbors and tenant facilities into Hawaii's waters.
   c) To utilize best management practices (BMPs) to reduce the impact from construction activities.
   (d) All of the above.

3. Which of the following are considered pollutants in the Harbors storm drain system?
   a) Oil or oily sheen.
   b) Anything on the ground around your facility such as trash, dirt, or metals.
   c) Storm water.
   (d) A and B.

4. What should you do if a 20-gallon diesel spill happens at your facility?
   a) Take all necessary clean-up steps but do Not report it to Harbors.
   b) Put absorbent down and come back in a few days.
   (c) Take all necessary clean-up steps and report it to Harbors.
   d) Rinse it off your facility with a hose.

5. Where can you find BMPs to fit activities at your facility?
   a) Harbors Storm Water Management Plan (SWMP) located on the website or Individual Storm Water Pollution Control Plans (SWPCPs) developed for your facility.
   b) City and County of Honolulu BMP Manual.
   c) Environmental Protection Agency BMP Menu.
   (d) All of the above.

6. What are your impressions about this training?
   Good Information!
   Look into Individual Water meters!
   (Spoke to Eric & Carl)

MANDATORY ANNUAL STORM WATER TRAINING 2013

Instructions: Please complete this survey and submit to your Harbors Environmental Section Representative. **HAND IN QUIZ BEFORE LEAVING**

Name: Nicholas Engebretson **Date:** 8/29/2013
Please Print
Company: Pacific Shipyards International

1. How do you play a valuable role in protecting our State's ecosystem?
   a) By preventing pollution in our storm water runoff.
   b) By ignoring illicit discharges.
   c) By dumping wastes down the storm drain.
   d) By not cleaning up spills.

2. What is NOT an illicit discharge?
   a) Washing vehicles with soap and power washers without a permit.
   b) Hand wash sinks plumbed into the storm sewer.
   c) Rain water.
   d) Sandblasting sand entering the harbor.

2. What is the purpose of this annual training?
   a) To comply with environmental laws
   b) To minimize the discharge of pollutants from the Harbors and tenant facilities into Hawaii's waters.
   c) To utilize best management practices (BMPs) to reduce the impact from construction activities.
   d) All of the above.

3. Which of the following are considered pollutants in the Harbors storm drain system?
   a) Oil or oily sheen.
   b) Anything on the ground around your facility such as trash, dirt, or metals.
   c) Storm water.
   d) A and B.

4. What should you do if a 20-gallon diesel spill happens at your facility?
   a) Take all necessary clean-up steps but do Not report it to Harbors.
   b) Put absorbent down and come back in a few days.
   c) Take all necessary clean-up steps and report it to Harbors.
   d) Rinse it off your facility with a hose.

5. Where can you find BMPs to fit activities at your facility?
   a) Harbors Storm Water Management Plan (SWMP) located on the website or Individual Storm Water Pollution Control Plans (SWPCPs) developed for your facility.
   b) City and County of Honolulu BMP Manual.
   c) Environmental Protection Agency BMP Menu.
   d) All of the above.

6. What are your impressions about this training?
   Comprehensive, well received.

MANDATORY ANNUAL STORM WATER TRAINING 2013

Instructions: Please complete this survey and submit to your Harbors Environmental Section Representative. **HAND IN QUIZ BEFORE LEAVING**

Name: Allan Robino **Date:** 8/29/13
Please Print
Company: Don's Makiki Sue

1. How do you play a valuable role in protecting our State's ecosystem?
   a) By preventing pollution in our storm water runoff.
   b) By ignoring illicit discharges.
   c) By dumping wastes down the storm drain.
   d) By not cleaning up spills.

2. What is NOT an illicit discharge?
   a) Washing vehicles with soap and power washers without a permit.
   b) Hand wash sinks plumbed into the storm sewer.
   c) Rain water.
   d) Sandblasting sand entering the harbor.

2. What is the purpose of this annual training?
   a) To comply with environmental laws
   b) To minimize the discharge of pollutants from the Harbors and tenant facilities into Hawaii's waters.
   c) To utilize best management practices (BMPs) to reduce the impact from construction activities.
   d) All of the above.

3. Which of the following are considered pollutants in the Harbors storm drain system?
   a) Oil or oily sheen.
   b) Anything on the ground around your facility such as trash, dirt, or metals.
   c) Storm water.
   d) A and B.

4. What should you do if a 20-gallon diesel spill happens at your facility?
   a) Take all necessary clean-up steps but do Not report it to Harbors.
   b) Put absorbent down and come back in a few days.
   c) Take all necessary clean-up steps and report it to Harbors.
   d) Rinse it off your facility with a hose.

5. Where can you find BMPs to fit activities at your facility?
   a) Harbors Storm Water Management Plan (SWMP) located on the website or Individual Storm Water Pollution Control Plans (SWPCPs) developed for your facility.
   b) City and County of Honolulu BMP Manual.
   c) Environmental Protection Agency BMP Menu.
   d) All of the above.

6. What are your impressions about this training?
   Very good way to know what type of actions to take.

MANDATORY ANNUAL STORM WATER TRAINING 2013

Instructions: Please complete this survey and submit to your Harbors Environmental Section Representative. **HAND IN QUIZ BEFORE LEAVING**

Name: TERRY N. AQUINO **Date:** 29 AUG 13
Please Print
Company: Hawaiian Ice Company

1. How do you play a valuable role in protecting our State's ecosystem?
   a) By preventing pollution in our storm water runoff.
   b) By ignoring illicit discharges.
   c) By dumping wastes down the storm drain.
   d) By not cleaning up spills.

2. What is NOT an illicit discharge?
   a) Washing vehicles with soap and power washers without a permit.
   b) Hand wash sinks plumbed into the storm sewer.
   c) Rain water.
   d) Sandblasting sand entering the harbor.

2. What is the purpose of this annual training?
   a) To comply with environmental laws
   b) To minimize the discharge of pollutants from the Harbors and tenant facilities into Hawaii's waters.
   c) To utilize best management practices (BMPs) to reduce the impact from construction activities.
   d) All of the above.

3. Which of the following are considered pollutants in the Harbors storm drain system?
   a) Oil or oily sheen.
   b) Anything on the ground around your facility such as trash, dirt, or metals.
   c) Storm water.
   d) A and B.

4. What should you do if a 20-gallon diesel spill happens at your facility?
   a) Take all necessary clean-up steps but do Not report it to Harbors.
   b) Put absorbent down and come back in a few days.
   c) Take all necessary clean-up steps and report it to Harbors.
   d) Rinse it off your facility with a hose.

5. Where can you find BMPs to fit activities at your facility?
   a) Harbors Storm Water Management Plan (SWMP) located on the website or Individual Storm Water Pollution Control Plans (SWPCPs) developed for your facility.
   b) City and County of Honolulu BMP Manual.
   c) Environmental Protection Agency BMP Menu.
   d) All of the above.

6. What are your impressions about this training?
   Informative

MANDATORY ANNUAL STORM WATER TRAINING 2013

Instructions: Please complete this survey and submit to your Harbors Environmental Section Representative. **HAND IN QUIZ BEFORE LEAVING**

Name: Carl Young **Date:** 8/20/13
Please Print
Company: HAR-PM

1. How do you play a valuable role in protecting our State's ecosystem?
   a) By preventing pollution in our storm water runoff.
   b) By ignoring illicit discharges.
   c) By dumping wastes down the storm drain.
   d) By not cleaning up spills.

2. What is NOT an illicit discharge?
   a) Washing vehicles with soap and power washers without a permit.
   b) Hand wash sinks plumbed into the storm sewer.
   c) Rain water.
   d) Sandblasting sand entering the harbor.

2. What is the purpose of this annual training?
   a) To comply with environmental laws
   b) To minimize the discharge of pollutants from the Harbors and tenant facilities into Hawaii's waters.
   c) To utilize best management practices (BMPs) to reduce the impact from construction activities.
   d) All of the above.

3. Which of the following are considered pollutants in the Harbors storm drain system?
   a) Oil or oily sheen.
   b) Anything on the ground around your facility such as trash, dirt, or metals.
   c) Storm water.
   d) A and B.

4. What should you do if a 20-gallon diesel spill happens at your facility?
   a) Take all necessary clean-up steps but do Not report it to Harbors.
   b) Put absorbent down and come back in a few days.
   c) Take all necessary clean-up steps and report it to Harbors.
   d) Rinse it off your facility with a hose.

5. Where can you find BMPs to fit activities at your facility?
   a) Harbors Storm Water Management Plan (SWMP) located on the website or Individual Storm Water Pollution Control Plans (SWPCPs) developed for your facility.
   b) City and County of Honolulu BMP Manual.
   c) Environmental Protection Agency BMP Menu.
   d) All of the above.

6. What are your impressions about this training?
   - Very informative.
   - I would add that we are here to help tenants. We both [illegible] — want to get [illegible]!

APPENDIX F
TEMY CERTIFICATES AND LETTERS FROM THE GOVERNOR

This page intentionally left blank.

EXECUTIVE CHAMBERS

HONOLULU

NEIL ABERCROMBIE
GOVERNOR

August 28, 2013

Mr. Thomas M. Crescenzi, Operations Manager
Aloha Cargo Transport
A Division of Northland Services Inc.
677 Ala Moana Blvd., Suite 917
Honolulu, Hawaii 96813

Dear Mr. Crescenzi:

I am pleased to present you with our third annual State of Hawaii Department of Transportation, Harbors Division, Tenant Environmental Manager of the Year award, Category B (low risk).

The Harbors Division has annually recognized the tenant environmental manager that implements exemplary environmental and safety practices, and fosters an exceptional company environmental culture. I laud your efforts as a leader in implementing environmental policies for your company.

Your environmental program was selected from 64 low risk tenant programs that were evaluated during the annual Storm Water Compliance inspections in 2012 and 2013. The award represents the positive contributions you and your company have made toward protecting our valuable ocean resources. The programs implemented at your facility and your valuable influence in making environmental awareness a key component of your company culture is genuinely appreciated. Your program is a model for similar facilities and an example for others to follow as they improve their environmental and safety systems.

Please continue to work with the Harbors Division and all Harbors Division tenants in keeping our ocean resources clean and ensuring its protection for future generations.

Sincerely,

NEIL ABERCROMBIE
Governor, State of Hawaii

EXECUTIVE CHAMBERS

HONOLULU

NEIL ABERCROMBIE
GOVERNOR

August 28, 2013

Mr. Edward Au, Terminal Manager
GLP Asphalt, LLC
dba Asphalt Hawaii
P.O. Box 78
Honolulu, Hawaii 96810

Dear Mr. Au:

I am pleased to present you with our third annual State of Hawaii Department of Transportation, Harbors Division, Tenant Environmental Manager of the Year award, Category A (high/medium risk).

The Harbors Division has annually recognized the tenant environmental manager that implements exemplary environmental and safety practices, and fosters an exceptional company environmental culture. I applaud your efforts as a leader in implementing environmental policies for your company.

Your environmental program was selected from 85 high/medium risk tenant programs that were evaluated during the annual Storm Water Compliance inspections in 2012 and 2013. The award represents the positive contributions you and your company have made toward protecting our valuable ocean resources. The programs implemented at your facility and your valuable influence in making environmental awareness a key component of your company culture is genuinely appreciated. Your program is a model for similar facilities and an example for others to follow as they improve their environmental and safety systems.

Please continue to work with the Harbors Division and all Harbors Division tenants in keeping our ocean resources clean and ensuring its protection for future generations.

Sincerely,

NEIL ABERCROMBIE
Governor, State of Hawaii

APPENDIX G
SHOT FORM

This page intentionally left blank.

Hawaii Department of Transportation – Harbors Division

Stormwater Hotline Occurrence Tracking (SHOT) Form

LINE ITEM	FORM FIELD		
Caller Information			
Caller Name			
Caller Company			
Telephone Number			
Email Address			
Date/Time Received			
Occurrence Information			
☐ Information Request	☐ Discharge Reporting	☐ Complaint	☐ Commendation
☐ Information Request			
Information Requested			
Actions Taken			
Additional Information			
☐ Discharge Reporting			
Address or Location of Discharge			
Time/Date of Discharge			
Substance/Amount Discharged (if known)			
Media into which the discharge occurred: ☐ Air ☐ Water ☐ Natural Ground ☐ Concrete/Asphalt ☐ Stream ☐ Ocean Other:_____			
Responsible Party (if known)			
Cause of Discharge (if known)			
Clean-up Actions Taken (if applicable)			
Notifications Made/Actions Taken by Harbors Division			
Follow Information			

LINE ITEM	FORM FIELD
☐ **Complaint**	
Nature of Complaint	
Complaint Details	
Notifications Made/Actions Taken by Harbors Division	
☐ **Commendation**	
Commendation Details	
Notifications Made/Actions Taken by Harbors Division	

Points of Contact for Immediate Response	
In the event of an emergency needing immediate response, call the numbers listed below:	
Point of Contact	**Telephone Number**
Marine Traffic Control Center	808-587-2076
Marine Cargo Specialist	808-587-2053
City and County of Honolulu Environmental Concern Hotline	808-768-3300
Department of Health, Clean Water Branch	808-586-4309
Coast Guard	1-800-424-8802

APPENDIX H
SHOT DATABASE

This page intentionally left blank.

Stormwater Hotline Occurance Tracking Database
Honolulu and Kalaeloa Barbers Point Harbors

Date	Time	Caller Name	Caller Company	Location	Date/Time	Substance	Amount	Media	Other	D - More Than One Media	D - Responsible Party	Cause	Clean-up Actions	Further Notifications	Follow Up
2/14/2013	2258	Pilot #14 and HP Dupio		Piers 17 and 18	2/14/2013; 2258	Reddish oily substance	Unknown	Ocean			FV Paradise 2001	On February 14, 2013, at about 2305 hours, in the area of the vessel paradise 2001, a reddish oily substance was noticed. None was found around the other vessels. On board vessel Paradise 2001 a crew member later was identified to be Hoang Van Hung. He told Harbor Police that he was washing clothes with detergent. Upon further inspection, the same reddish oily substance was observed on the Starboard aft deck. A running water, from a water hose was observed going across the deck mixing with the reddish oily substance, discharging it directly into the harbor. The discharge possessed a strong diesel fuel odor. Harbor Police immediately instructed Hung to turn off the water.	USCG took samples and will check with their office as to what violations or fines will be given. They planned to meet with the owner later in the morning the next day (2/15/2013).	USCG (McCracker), DOH (Liz), and Stand-by supervisor (Debbie), and HAR-EE.	Re-visited FV Paradise on 2/19/2013 and instructed the crew members that discharge of potentially contaminated water directly into the harbor is prohibited.
4/11/2013	0950	MTC	HAR	Pier 36	4/22/2013; 0950	White substance floating on water	Unknown	Ocean			F/V Rachel	Vessel was discharging fish holding washing water (using simple green) to the ocean.	None	Harbor Police, HAR-EE, USCG	Tower called USCG Command center and briefed them of the situation and they waid they were going to send other out as well and if there is anything in question he'll call the Tower.
5/28/2013	1030	HAR-EE		Pier 51B	5/28/2013; 1030	Molasses	Unknown	Ocean			Matson	Leaking Pipe	None	None	Looks like the same leak from last year. Didn't receive any response from Matson last year. Molasses is not regulated.
8/20/2013	1200	David Lee	HAR-OE	Pier 16	8/20/2013; 1200	Paint chips	Unknown	Ocean			Fishing vessel "Lady Luck"	They are grinding paint off of port hull of vessel and washing down the shavings into the harbor water.	None	USCG Sector Command, HAR-EE	HAR-EE visited the vessel "Lady Luck" and handed over "Vessel Maintenance activities" BMP flyer to them. The incident was then recorded in the database.
8/21/2013	0715	Clarence Kimura	HAR-OCT	Pier 40	8/21/2013; 0645	Diesel Fuel	20 gallons	Ocean			Young Brothers	Ruptured fuel line on a generator being transported on the barge "Ha'aheo"	YB employees immediately responded with spill response equipment and contained the spill on board. PENCO arrived shortly thereafter to begin containment efforts on the water	MTC operator notified HAR-EE, HEER office, Harbor Police, and Young Brothers contacted the National Response Center	Incident report from Young Brother is pending.
8/28/2013	1230	"Herb"	HPBS, Inc.	Pier 17	8/28/2013; 1200	Fish parts	Unknown	Ocean			Fishing Vessel "Captain B"	Uninformed crew member intentionally discharged the fish parts over the side and into the water	Harbor police arrived on-scene and directed the crew to retrieve the fish parts from the water and dispose properly.	Herb contacted HAR-EE and HAR-EE directed him to contact Harbor Traffic Control. Herb then called Harbor Traffic Control and made a report. HTC contacted the harbor police.	Periodic visits to Pier 17 to monitor the situation.
8/29/2013	1136	Spencer	HAR-OCT	Pier 5	8/29/2013; 1045	Portable water containing debris from the ground	Unknown	Ocean			Board of Water Supply	Ruptured underground 8" pipe containing portable water	None	HECO staff notified HDOH CWB, USCG, and Harbor Traffic Control, who notified HAR-EE later on.	HAR-EE arrived on-site, inspected the area, and contacted HECO Environmental Office (Donn Fukuda) for further information. Around 1635, Mary Apple from HECO called back and provided a brief description of the incident on the phone.
9/6/2013		Bob Bee	HAR-OCM	KMR Inlet #11	9/6/2013;	Sheen Inside Storm Drain Inlet	Unknown	Other	Sediment Contained in Storm Drain Inlet		Unknown	Unknown	None	HAR-EE	On September 6, 2013, during a regular bimonthly inspection, Harbors Marine Cargo Specialist observed oil in Storm Drain #11. Harbors MCS submitted Suspected Illicit Discharge Reporting Form to HAR-EE. HAR-EE visited the site on September 10, 2013. Dark-brown sediment saturated with water was observed in Drain Inlet #11. HAR-EE also visually inspected Drain #12. Oil stain leading to Drain #12 was observed on the ground. HAR-EE visited two tenants, operating fleet of heavy-duty vehicles adjacent to those two drains and reinterated the importance of implementing proper BMP (e.g., place drip pan or other absorbent sheet underneath any parked vehicle).
9/9/2013	0815	Wood Ian	PSI	Pier 40	9/9/2013; 0815	Probably Molasses	233,000 gallons (1,400 tons)	Ocean			Matson	Faulty pipeline underneath Pier 51B	Natural dissipation	USCG was notified. Harbor Traffic Control, HAR-EE, and Harbor Police.	Harbors tried to contact Matson. HDOH and EPA are investigating the incident.
9/10/2013	1245	David Lee	HAR-OE	Pier 36	9/10/2013; 1230	Sewage water	Unknown	Ocean			Fishing Vessel "Captain Greg"	Malfunctioning Toilet	None	HAR-OE notified HAR-EE.	Harbor Police told the boater to stop using toilet immediately. HAR-EE visited the vessel "Captain Greg" and checked their toilet system on-board. The owner and captain of the vessel showed up and ensured that the toilet would be locked up.
9/12/2013		David Lee	HAR-OE	Pier 37	9/12/2013; 1055	Fuel	Unknown	Ocean			Unknown	Unknown	None	HAR-EE, USCG	A fuel spill was reported to Tower Operator at Pier 37. Harbor Police arrived on-scene and met with USCG Petty Officers Thomas and HEER. All parties observed a large sheen in the water but could not locate its source.
10/7/2013	1415	PO Danielle Davis	USCG	1003 Makepono Street, Sand Island Business Area	10/8/2013; 0930	Used cooking oil	Approximately 700 gallons	Concrete	Storm Drain	Concrete/Asphalt	Pacific Biodiesel	Equipment failure during of transfer of oil between tanks.	Pacific Biodiesel employees immediately recovered about 250 gallons of oil and 800 gallons of oil/water mixture. Absorbent booms were placed in storm drain.	Pacific Biodiesel notified the fire department, who called HEER office and Harbor Traffic Control, and USCG (contacted HAR-EE).	HEER office is still investigating. HEER office collected samples of oil/water from inside four to five manholes down gradient of release area. There is no evidence that the oil reached harbor waters at this time.
10/8/2013	0833	HAR-OCM	HDOT	John Wayne Ave., Kalaeloa Barbers Point Harbor	10/7/2013; 0930	Diesel/water mixture	Approximate 1 gallon	Concrete		Concrete/Asphalt	CJ Peterson Services, Inc.	Poor vehicle maintenance	Driver of vehicle covered spill area with sand, and then swept up. The following day, more absorbent was applied to the spill area and allowed to soak up residue.	Driver notified company office and Company VP. Operations notified KBPH employee, Calvin Woo, who notified harbor security and marine cargo specialist, Ms. Anne Stevens. Anne informed HAR-EE.	HAR-EE contacted Ms. Charrise Okumura, VP, Operations at CJ Peterson Services, Inc.
10/29/2013		Aaron K. Chu	HAR-OE	Pier 37	10/29/2013	Debris resulting from metal grinding	Unknown	Ocean			F/V Yaozaa	Crew members observed grinding metal and paint on the starboard side of vessel	No clean up conducted at the time. Ceased all operations untill catchment was placed. State of Hawaii Harbors Division issued Title 19 violation citation: 19-42-127	Tower dispatch notified the respective cargo coordinator.	
11/14/2013		Aaron K. Chu	HAR-OE	Pier 37 Makai end	11/14/2013; 1335	Oil sheen	Unknown	Ocean			Unknown	Unknown (On the above date, time, and location, Tower notified Aaron that C. Barclay wanted Harbor Police to respond to Pier 37 on a oil sheen. Arrived on scene and observed a minor amount of black oil splotches and a oil sheen. The sheen was approximately 40 yards long and 10 feet wide. The source was undertermined.)	No clean up conducted at the time.	Tower dispatch notified the respective MSC (BODE), SOH Environmental, USCG, and Charles Barclay was the complainant on scene.	Not related to MS4. Entered into database.

Stormwater Hotline Occurance Tracking Database
Honolulu and Kalaeloa Barbers Point Harbors

Date	Time	Caller Name	Caller Company	Location	Date/Time	Substance	Amount	Media	Other	D - More Than One Media	D - Responsible Party	Cause	Clean-up Actions	Further Notifications	Follow Up
11/19/2013		David L. Lee	HAR-OE	Pier 45 UH Marine Operations	11/19/2013; 1008	Oil Sheen	Unknown	Ocean			Unknown	A large sheen of what was described as Marine Diesel was reported near Pier 45 Snug Harbor area. Original reports had the sheen as large as 500 feet long/	PENCO was notified and were responding to the scene of the reported discharge.	Aloha Tower Operator, USCG, HDOH.	Not related to MS4. Entered into database.
12/3/2013	0417	Sergio Dupio	HAR-OE	Pier 17	12/3/2013; 0230	Washing water	Unknown	Ocean			F/V Commander	Washing clothese on deck	No clean up conducted at the time. Ceased all operations on vessel.	Tower dispatch notified the respective cargo coordinator	Not related to MS4. Entered into database
12/11/2013	0900	Rafael Injo / WSWI Charles Alejandro	HAR-OCO	Pier 9	12/09/2013; 1424	Water	Unknown	Ocean			Harbors	WSW#3 reported that water pipe leaking at P9 (mark 900'). Valve wheel washer deterioate	N/A	12/9/2013 at 1424 MTC report to OCT	
12/17/2013	1146	Gavin Kawai	HAR-OE	Water fronting Pier 11	12/17/2013; 0805	Oil Sheen	Unknown	Ocean	Confined to Harbor Water		Unknown	Possibly from the storm run-off	No action needed.	Anne Stevens was the reporting person. HAR-EE was notified by the Tower and inspected the scene.	Not related to MS4. Entered into database.

APPENDIX I
HONOLULU STAR ADVERTISER AD

This page intentionally left blank.

Harbors Cleanup Finds Cigarettes



On June 26, 2013 HDOT-Harbors helped to organize an event to clean up trash and raise awareness around Honolulu Harbor. HDOT-Harbors worked with other agencies, volunteers and community organizations to pick up and document trash as well as to stencil storm drains with awareness messages. Shown here* are the results from the trash cleanup.
If you witness anything you might suspect is a storm water problem near Honolulu Harbor, please call 587-1962.

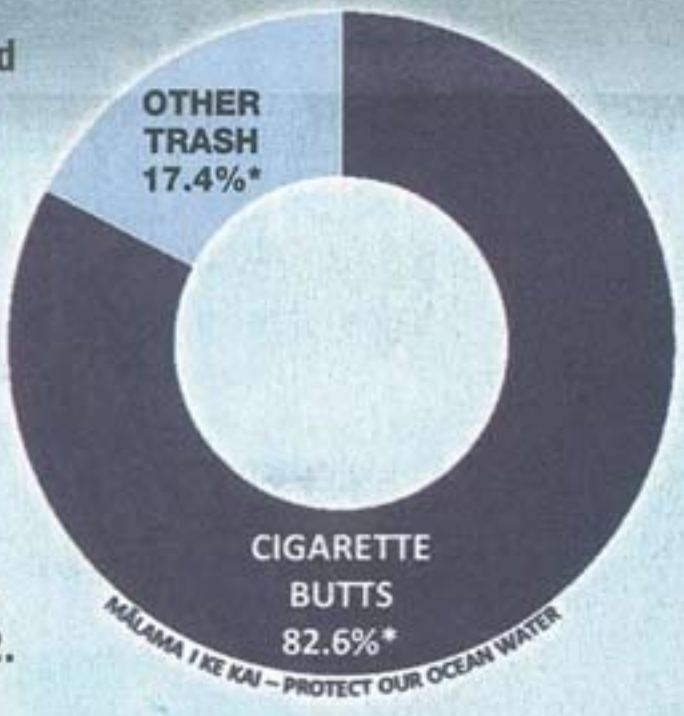


Protect Our Ocean
Dump No Waste - Drains To Ocean
MĀLAMA I KE KAI
State of Hawaii - Department of Transportation - Harbors Division

APPENDIX J
INSPECTION CHECKLIST

This page intentionally left blank.

State of Hawaii Department of Transportation Harbors Division
Environmental Compliance, BMP, and P2 Inspection Checklist for Tenant

Harbor: _____ Date/Time: _____
Inspector(s): _____ Weather Conditions: _____

Type of Inspection: ☐ Regular Inspection ☐ Follow-up Inspection ☐ Final Inspection
☐ New Tenant Inspection - Date of Occupancy:

Tenant Business Name: _____
Tenant Permit(s): _____
Facility Location: _____
Facility Mailing Address: _____
Tenant Representative: _____
Phone Number: _____ Mobile Number: _____
Fax Number: _____ E-mail Address: _____
EPA ID No. (if any): IWDP No. (if any):

Facility Description:

Site Drainage Description (including stenciling):

Any illicit discharge into Harbors storm water drainage system? ☐ Yes ☐ No ☐ N/A
If "Yes", please describe here:

Related Risk Ranking Criterion:

Operations:

- ☐ Vessel Maintenance
- ☐ Vessel Fueling
- ☐ Vehicle/Equipment Maintenance
- ☐ Petroleum Product Storage
- ☐ Hazardous Material Storage
- ☐ Waste Handling
- ☐ Vessel Washing
- ☐ Vehicle/Equipment Fueling
- ☐ Vehicle/Equipment Washing
- ☐ Material Storage
- ☐ Material Handling
- ☐ Building Maintenance

NPDES Compliance ☐ Yes ☐ No ☐ N/A If "Yes", please complete this section
NPDES Permit Number: _____ Expiration Date: _____
DMR Compliance: ☐ Yes ☐ No ☐ N/A Last round of sampling:
SPCC Compliance: ☐ Yes ☐ No ☐ N/A

- The facility maintains records of monitoring data for a minimum of five years? ☐ Yes ☐ No ☐ N/A
- The facility has a SWMP and/or SWPCP? ☐ Yes ☐ No ☐ N/A
- The facility has filed a Discharge/Connection Permit with Harbors? ☐ Yes ☐ No ☐ N/A
- Discharge points exhibit unusual characteristics (e.g., sheen, color) ☐ Yes ☐ No ☐ N/A

Material Inventory:

No.	Inspection Item	Yes	No	N/A	Remarks
	Storage				
1	**SPCC Compliance**: Facility with an aggregate shell capacity of 1,320 gallons or more of petroleum products.				
2	**AST Containment**: ASTs are situated over an impervious surface, have adequate secondary containment and integrity protection, and containment drain valves are kept locked.				
3	**AST Overflow Protection**: Bulk product ASTs are equipped with overflow protection alarms or automatic shutdown pumps.				
4	**AST Malfunction**: Visible piping, tanks, and hoses in good condition (e.g., no exhibit signs of leakage, wear, or malfunction).				
5	**Oily Equipment**: Oily or leaking equipment is stored under cover or with drip pans. Drip pans are emptied or replaced as needed.				
6	**Storm Water Management**: Storm water accumulation in secondary containment is minimized, managed, disposed correctly, and logged.				
7	**Salvaged Equipment/Vehicle**: Fluids and batteries are removed from salvaged equipment/vehicle before storage.				
8	**Outdoor Material Storage**: Outdoor storage areas have coverings that prevent contact of these items with storm water. Materials are kept above the ground higher than the level of runoff.				
9	**Labeling**: Containers are properly labeled.				
10	**Compatibility**: Containers are stored in an organized manner, compatible with other stored materials, labeled correctly, and not stored past allowable holding times.				
11	**EPCRA**: The facility is required to report chemical inventory (Tier II) and/or Toxic Release Inventory (TRI) report.				
	Fueling				
12	**Fueling BMPs**: Fueling area engineering controls and BMPs are effective in preventing storm water run on/off.				
13	**Fueling Inspections**: Equipment in fueling areas is in good condition (e.g., do not exhibit signs of leakage, wear, or malfunction). An inspection log is available for inspection.				
	Washing				
14	**Vessel/Vehicle/Equipment Washing**: Vehicle or equipment washing is conducted with approval from HDOT Harbors.				
15	**Hand Washing**: Hand or dish washing is conducted over a sink that is plumbed to sanitary sewer or is disposed of appropriately.				
	Vessel/Vehicle/Equipment Maintenance				
16	**Vessel/Vehicle/Equipment Maintenance Area**: Maintenance is conducted in a designated area, preferably covered.				
17	**Preventive Maintenance**: Preventive maintenance is performed on vehicles and equipment to prevent leaks. Vehicle and equipment are monitored periodically for leaks and drip pans are used.				
18	**Maintenance Logs**: Records are kept.				
19	**Parts Washer**: Parts washer fluid is disposed appropriately with an authorized disposal contractor.				
	Material Handling				
20	**Material Handling Area**: Loading areas are free of unattended stains or pavement in normal deteriorated condition that would indicate good material handling practices.				
	Spill Response				
21	**Spills and Stains** are cleaned thoroughly.				
22	**Spills Kits** are kept in all high risk areas and are refilled as needed.				
23	**Spill Recording**: Records are kept of spills and releases in the SWPCP or SPCC Spill and Discharge Log.				
24	**Harbors Environmental Hotline**: Emergency storm water contact numbers have been posted on site.				

No.	Inspection Item	Yes	No	N/A	Remarks
	Building Maintenance & Housekeeping				
25	**Sweeping**: Trash, debris, and dirt are swept up regularly.				
26	**Deck/Floor Washing**: Dry sweeping or mopping is conducted instead of spraying/hosing down.				
27	**Sumps and OWS Maintenance**: Structural controls such as containment sumps or OWSs are emptied and serviced regularly.				
28	**Cleanliness**: All work areas and storage areas are neat and clean.				
	Waste Handling				
30	**Trash Bins**: Trash bins are kept closed when not in use and are not overflowing.				
31	**Used Batteries**: Spent lead acid batteries are protected from contact with stormwater runoff and placed in secondary containment while awaiting disposal. Batteries are disposed in a timely manner.				
32	**EPA Generators**: Wastes are disposed properly, records are kept and hazardous waste generator status is known. Facility has an Environmental Protection Agency (EPA) hazardous waste generator identification number and follows appropriate regulations/requirements (CESQG, SQG, LQG).				
33	**Hazardous Waste Containment**: Hazardous waste and used oil storage areas have impermeable surfaces, adequate secondary containment, and integrity protection.				
34	**Chemical Toilets** are cleaned by contractors in a manner that does not allow chemicals (i.e. blue liquid) to enter the Harbor.				
	Training				
35	**HDOT Harbors Annual Training**: A representative has attended the most recent HDOT Harbors Storm Water Awareness Training.				If "No", the latest training attended:
36	**Material Handling Training**: Records of training are available for employees involved in material handling (e.g. forklift operators).				Most recent training date:
37	**Container Storage Training**: Records of training are available for employees involved in inspection of ASTs or chemical storage areas.				Most recent training date:
38	**Fueling Training**: Records of training are available for employees involved in large scale vehicle and equipment fueling.				Most recent training date:
39	**Hazardous Waste Training**: Records of training are available for employees involved hazardous/universal waste handling/disposal activities.				Most recent training date:
	General Observed BMPs				
40	General Housekeeping ☐ Excellent ☐ Good ☐ Average ☐ Fair ☐ Poor or Unacceptable				
41	Recordkeeping ☐ Excellent ☐ Good ☐ Average ☐ Fair ☐ Poor or Unacceptable ☐ Not Applicable				
42	All personnel are well-trained ☐ Excellent ☐ Good ☐ Average ☐ Fair ☐ Poor or Unacceptable				
43	Need follow-up inspection ☐ Yes ☐ No				

		Tenant Risk Ranking Criteria	Score
1	**Vessel Maintenance and Repair**		
	0	Neither maintenance nor repair activities are conducted on-site.	
	1	Maintenance and repair activities on any size vessel are conducted entirely indoors (with proper dust control BMPs), with no or minimal potential for discharge of pollutants.	
	2	Minor maintenance and repair (30 day or less duration) for small vessels is conducted in their berth (with proper dust control BMPs) with minimal potential for discharge of pollutants.	
	3	Maintenance and repair activities on large vessels are conducted outdoors and out of the water (with proper dust control BMPs), with minimal potential for discharge of pollutants.	
	4	Major maintenance and repair activities on any size vessel are conducted in a partially confined or unconfined area with moderate potential for discharge of pollutants.	
	5	Maintenance and repair activities on any size vessel are conducted in an unconfined area or in an area with significant potential for discharge of pollutants. (**Automatic trigger to high risk designation**)	
2	**Vessel Fueling**		
	0	No fuel transfer activities are conducted on-site.	
	1	Fueling of small vessel is conducted by a fueling company with proper spill containment and diversion.	
	2	Fueling of small vessel is conducted with spill containment and diversion.	
	3	Fueling of large vessel is conducted in designated area with spill containment and diversion.	
	4	Fueling of small vessel is conducted in areas WITHOUT spill containment and diversion.	
	5	Fueling of large vessels is conducted in areas WITHOUT spill containment or diversion. (**Automatic trigger to high risk designation**)	
3	**Vessel Rinsing**		
	0	No vessel rinsing is conducted on-site.	
	1	Vessel rinsing is conducted in an area designed to contain wash water and debris, with no or minimal potential discharge of pollutants.	
	2	Vessel rinsing is conducted in an uncontained area with no direct connection to Harbors stormwater drainage system, or having a minimal potential for discharge of pollutants.	
	3	Vessel rinsing is conducted in an uncontained area with no direct connection to Harbors storm drainage system, but having a moderate potential for discharge of pollutants.	
	4	Vessel rinsing is conducted in an uncontained area directly connected to Harbors storm drainage system, and has a moderate potential for discharge of pollutants.	
	5	Vessel rinsing is conducted in an uncontained area directly connected to Harbors storm drainage system, and has a significant potential for discharge of pollutants, or not in compliance with EPA VGP or sVGP. (**Automatic trigger to high risk designation**)	
4	**Vehicle and/or Equipment Maintenance and Repair**		
	0	No equipment/vehicle maintenance and/or repair activities are conducted on-site.	
	1	Maintenance/repair activities are conducted entirely indoors, on a small scale, with minimal potential for discharge of pollutants.	
	2	Maintenance/repair activities are conducted entirely indoors, on a large scale, with minimal potential for discharge of pollutants.	
	3	Maintenance/repair activities are conducted in a covered area with minimal to moderate potential for discharge of pollutants.	
	4	Maintenance/repair activities are conducted outdoors within containment or in an area with moderate potential for discharge of pollutants.	
	5	Maintenance/repair activities are conducted outdoors or in an area with significant potential for discharge of pollutants, or any time there is an illicit discharge present. (**Automatic trigger to high risk designation**)	
5	**Vehicle and/or Equipment Fueling**		
	0	No equipment and/or vehicle fueling activities are conducted on-site.	
	1	Equipment/vehicle fueling is conducted by a fueling company with spill containment and diversion.	
	2	Equipment/vehicle fueling is conducted on a small scale (i.e., less than 25 gallons per fueling) in areas with spill containment and diversion.	
	3	Equipment/vehicle fueling is conducted on a large scale in areas with spill containment and diversion.	
	4	Equipment/vehicle fueling is conducted on a small scale WITHOUT spill containment and diversion, but not in areas adjacent to Harbors storm drainage system and nation's water.	
	5	Equipment/vehicle fueling is conducted on large scale WITHOUT spill containment and diversion, or on any scale in areas adjacent to Harbors storm drainage system WITHOUT spill containment and diversion. (**Automatic trigger to high risk designation**)	
6	**Vehicle and/or Equipment Washing**		

		Tenant Risk Ranking Criteria	Score
	0	No equipment/vehicle washing is conducted on-site.	
	1	Equipment/vehicle washing is conducted with Harbors consent and in covered wash area following an approved method, with no or minimal potential discharge of pollutants.	
	2	Equipment/vehicle washing is conducted with Harbors consent and in uncovered wash area following an approved method with minimal potential discharge of pollutants.	
	3	Equipment/vehicle washing is conducted with Harbors consent and in uncovered wash area following an approved method with moderate potential discharge of pollutants (e.g., adjacent to Harbors storm drainage system or nation's water).	
	4	Equipment/vehicle washing is contained and in an area with no direct connection to Harbors storm drainage system and nation's water, but conducted WITHOUT Harbors consent.	
	5	Equipment/vehicle washing is not contained, conducted WITHOUT Harbors consent, and in an area directly discharging to Harbors storm drainage system and nation's waters. (**Automatic trigger to high risk designation**)	
7	**Aboveground Oil Storage (size of container ≥ 55-gallon ONLY)**		
	0	No oil product is stored on-site.	
	1	Less than 1,320 gallons of oil is properly stored in a covered area and has no or minimal potential for discharge of pollutants.	
	2	Less than 1,320 gallons of oil is properly stored in an uncovered area and has minimal potential for discharge of pollutants.	
	3	More than 1,320 gallons of oil is properly stored with minimal potential for discharge of pollutants, and the facility has an SPCC Plan.	
	4	More than 1,320 gallons of oil is properly stored with minimal to moderate potential for discharge of pollutants, but the facility does not have a SPCC Plan.	
	5	Oil is improperly stored and/or managed and has a significant potential for discharge of pollutants. (**Automatic trigger to high risk designation**)	
8	**Container Storage (size of containers < 55-gallon)**		
	0	No containers are stored on-site.	
	1	All containers are properly managed and stored entirely indoors and have no or minimal potential for discharge of pollutants.	
	2	All containers are properly managed and stored under cover, and have minimal potential for discharge of pollutants.	
	3	Containers are properly managed and stored outdoors with minimal potential for discharge of pollutants (e.g., distance from site to the nearest storm drain inlet or surface water is greater than 100 feet or 30 meters).	
	4	Containers are improperly managed but stored indoors or under the cover, with moderate potential for discharge of pollutants.	
	5	Containers are improperly managed and stored outdoors with significant potential for discharge of pollutants. (**Automatic trigger to high risk designation**)	
9	**Waste Handling and Disposal (excluding Used Oil)**		
	0	No waste is stored on-site.	
	1	All wastes are non-hazardous and stored indoors or outdoors in covered areas, and have no or minimal potential for discharge of pollutants.	
	2	All wastes are non-hazardous and stored outdoors uncovered, and have moderate potential for discharge of pollutants.	
	3	Hazardous wastes are generated and tenant is classified as a CESQG. Hazardous wastes are properly managed, stored, and disposed of. Storage areas have no or minimal potential for discharge of pollutants.	
	4	Hazardous wastes are generated and the tenant is classified as a SQG or LQG. Hazardous wastes are properly managed, stored and/or disposed of. Storage areas have no or minimal potential for discharge of pollutants.	
	5	Hazardous wastes are generated and the tenant is classified as a CESQG, SQG, or LQG. Hazardous wastes are improperly managed, stored, and/or disposed of. Storage areas have significant potential for discharge of pollutants. (**Automatic trigger to high risk designation**)	
10	**Spill History**		
	0	No history of oil/chemical spills on-site.	
	1	One to three oil/chemical spills in minimal quantity (e.g., less than five gallons for oil) in the past three years.	
	2	One to three oil/chemical spills in moderate quantity (e.g., oil spill of 5 gallons or greater but less than 25 gallons; for all other chemicals please refer to 40 CFR 302.4) in the past three years.	

		Tenant Risk Ranking Criteria	Score
	3	One to three oil/chemical spills greater than the reportable quantity (see 40 CFR 302.4) in the past three years.	
	4	More than three oil/chemical spills greater than reportable quantity in the past three years.	
	5	More than two oil/chemical spills entered into Harbors storm drainage system. Or more than five oil/chemical spills of any quantity in one calendar year. (**Automatic trigger to high risk designation**)	
11	**Enforcement History**		
	0	No verbal or written warnings were issued in the past two years.	
	1	Class II violations (such as verbal/written warnings and potential violations identified in an inspection report) were issued in the past one year and corrective actions were immediately taken by the tenant.	
	2	Class I violations (identified in an inspection report and/or documented in an NAV) were issued in the past two years and corrective actions were taken by the tenant.	
	3	Class II violations were issued in the past one year, but corrective actions were NOT immediately taken by the tenant.	
	4	Class I violations were issued in the past two years, but corrective actions were NOT immediately taken by the tenant.	
	5	Civil penalties were assessed for non-compliance in the past two years. (**Automatic trigger to high risk designation**)	
12	**Training Attendance History**		
	-2	The tenant has attended all annual trainings during its tenancy.	
	-1	The tenant has attended the most recent training.	
	2	The tenant has not attended the most recent training.	
	4	The tenant has never attended the training.	
13	**Site Condition and General Housekeeping**		
	0	All activities are conducted indoors and have no or minimal potential for discharge of pollutants. General housekeeping is in good condition.	
	1	All activities are conducted indoors and have minimal potential for discharge of pollutants. General housekeeping is in average or fair condition.	
	2	Activities are conducted indoors and outdoors, and general housekeeping is in good condition (e.g., sources of pollutants are properly managed).	
	3	Activities are conducted indoors and outdoors and have minimal to moderate potential for discharge of pollutants. General housekeeping is in fair or above average condition.	
	4	Activities are conducted outdoors and have moderate potential for discharge of pollutants. General housekeeping is in fair condition.	
	5	Activities are conducted outdoors and pose a significant threat to the environment. (***Automatic trigger to high risk designation***)	
14	**Lease Agreement and/or Revocable Permit Requirements**		
	0	Tenant appears to be in compliance with environmental requirements in their tenant lease or revocable permit.	
	5	Tenant is not in compliance with their revocable permit or lease. (**Automatic trigger to high risk designation**)	

Total Risk Ranking Score: 0

Tenant Risk Ranking Category: _____

State of Hawaii Department of Transportation Harbors Division
Low-Risk Tenant Reconnaissance Inspection Form

Harbor: _____ Date/Time: _____

Inspector(s): _____ Weather Conditions: _____

Tenant Business Name:	
Tenant Permit(s):	
Facility Location:	
Facility Mailing Address:	
Tenant Representative:	
Phone Number:	Mobile Number:
Fax Number:	E-mail Address:
EPA ID No. (if any):	IWDP No. (if any):

Facility Description:

Site Drainage Description (including stenciling):

Any illicit discharge into Harbors storm water drainage system? ☐ Yes ☐ No ☐ N/A

If "Yes", please describe here:

Related Risk Ranking Criterion:

Remarks:

APPENDIX K
HARBOR TENANT INSPECTION MANUAL

This page intentionally left blank.

Draft

Harbors Tenant Inspection Manual



DRAFT

State of Hawaii
Department of Transportation
Harbors Division
79 South Nimitz Highway
Honolulu Hawaii 96813-5898

December 2013

Version 5.0

Draft

Harbors Tenant Inspection Manual

State of Hawaii
Department of Transportation
Harbors Division
79 South Nimitz Highway
Honolulu, Hawaii 96813-4898

DRAFT

December 2013

Version 5.0

Record of Revision

Revision No.	Revision Date	Description	Sections Revised
1.0	November 2009	Initial Release	All
2.0	November 2012	Second Revision	All
3.0	June 2013	Third Revision	3.0, 4.0, and 5.0
4.0	July 2013	Fourth Revision	3.0, 4.0, and 5.0
5.0	December 2013	Fifth Revision	All

DRAFT

Table of Contents

1.0 TENANT INSPECTION MANUAL 1-1

1.1 HDOT Harbors Division Environmental Organization 1-1

1.2 Applicability 1-2

1.3 Tenant Requirements 1-2

1.4 Vessel Owners Responsibility 1-3

2.0 TENANT INSPECTIONS 2-1

2.1 Overview 2-1

2.2 Inspection Types 2-1

2.2.1 Initial Site Inspection/New Tenant Inspection 2-1

2.2.2 Routine Tenant Inspection 2-2

2.2.3 Reconnaissance Inspections for “Low Risk” Tenants 2-2

2.2.4 Final Site Inspection 2-3

2.2.5 Investigation Inspection 2-3

2.2.6 Follow-up Inspection 2-4

3.0 TRAINING 3-1

3.1 Harbors Inspector Training 3-1

3.2 Harbors Tenant Training 3-1

4.0 Field Implementation 4-2

4.1 Inspection Basics 4-2

4.2 Allowable non-Stormwater Discharges 4-2

4.3 Risk Ranking Criteria 4-3

4.3.1 Vessel Maintenance and Repair (VM) 4-3

4.3.2 Vessel Fueling (VF) 4-4

4.3.3 Vessel Rinsing (VR) 4-4

4.3.4 Equipment and/or Vehicle Maintenance and Repair (EM) 4-5

4.3.5 Equipment and/or Vehicle Fueling (EF) 4-6

4.3.6 Equipment and/or Vehicle Washing (EW) 4-6

4.3.7 Aboveground Oil Storage (size of container ≥ 55 gallons ONLY) (OS) 4-7

4.3.8 Container Storage (size of container < 55 gallons ONLY) (CS) 4-8

4.3.9 Waste Handling and Disposal (excluding Used Oil) (WH) 4-9

4.3.10 Spill History (SH) 4-9

DRAFT

4.3.11 Enforcement History (EH) 4-10
4.3.12 Training Attendance History (TH) 4-11
4.3.13 Site Condition and General Housekeeping 4-11
4.3.14 Lease Agreement and/or Revocable Permit Requirements (RP) 4-12
4.4 Routine Inspection Frequency Based on Risk Ranking 4-13
4.5 Tenant Risk Ranking Re-evaluation 4-13
5.0 ENFORCEMENT 5-1
5.1 Scope of Authority 5-1
5.2 Enforcement Actions and Documentation 5-2
5.2.1 Oral or Verbal Warning 5-2
5.2.2 Written Warning 5-2
5.2.3 Notice of Apparent Violation 5-3
5.2.4 Issuance of Summons/Citation 5-3
5.2.5 Notice and Finding of Violation Order and Further Action 5-3
5.3 Description of Enforcement Steps 5-4
6.0 REFERENCES 6-1

DRAFT

List of Figures

Number	Title	Page
1-1	IDDE Structure Chart	1-1
5-1	HDOT Harbors Tenant Enforcement Action Flow Chart	5-7

List of Attachments

Number	Title
1	HDOT Harbors Division Environmental Group Organizational Chart
2	HDOT Harbors Rules and Regulations and Examples of Tenant Lease Agreement and Revocable Permit
3	Best Management Practices
4	Environmental Compliance, BMP, and P2 Inspection Checklist for Tenants
5	Stormwater Hotline Occurrence Tracking Form
6	Low-Risk Tenant Reconnaissance Inspection Form
7	Suspected Illicit Discharge Reporting Form
8	List of Alternative Products for Cleaning
9	List of Major Environmental Regulations
10	Training Materials for Inspector
11	New Tenant Information Package
12	Summary of VGP Requirement on Incidental Discharges from Vessels

DRAFT

List of Acronyms

AFFF	Aqueous Film Forming Foam
AST	Aboveground Storage Tank
BMP	Best Management Practice
CCH	City and County of Honolulu
CERCLA	Comprehensive Environmental Response, Compensation, and Liability Act
CESQG	Conditionally Exempt Small Quantity Generator
CFR	Code of Federal Regulations
CWA	Clean Water Act
CWB	Clean Water Branch
DLNR	Department of Land and Natural Resource
ECO	Environmental Compliance Officer
EHS	Extremely Hazardous Substance
EMS	Environmental Management System
EPCRA	Emergency Planning and Community Right-to-Know Act
ERP	Enforcement Response Plan
ºF	Degree of Fahrenheit
FWPCA	Federal Water Pollution Control Act
HAR	Hawaii Administrative Rules
HAZCOM	Hazard Communication
HCDA	Hawaii Community Development Authority
HDOH	State of Hawaii, Department of Health
HDOT	State of Hawaii, Department of Transportation
HEPCRA	Hawaii Emergency Planning and Community Right-to-Know Act
HERL	Hawaii Environmental Response Law
HRS	Hawaii Revised Statutes
HSERC	Hawaii Emergency Response Commission
IDDE	Illicit Discharge Detection and Elimination
LEPC	Local Emergency Planning Committees
LQG	Large Quantity Generator
MS4	Municipal Separate Storm Sewer System
MSDS	Material Safety Data Sheet
NAICS	North American Industrial Classification System
NAV	Notice of Apparent Violation
NCP	National Contingency Plan
NFVO	Notice and Finding of Violation Order
NGPC	Notice of General Permit Coverage
NOI	Notice of Intent
NPDES	National Pollutant Discharge Elimination System
NRC	National Response Center
OSC	On-Scene Coordinator
OSHA	Occupational Safety and Health Administration

DRAFT

OWS	Oil/Water Separator
P2	Pollution Prevention
PCB	Polycyclic Chlorinated Biphenyls
psi	pound-force per square inch
RCRA	Resource Conservation and Recovery Act
SARA	Superfund Amendments and Reauthorization Act
SCP	State Contingency Plan
SHOT	Stormwater Hotline Occurrence Tracking
SHWB	Solid and Hazardous Waste Branch
SIC	Standard Industrial Code
SPCC	Spill Prevention, Control, and Countermeasure
SQG	Small Quantity Generator
sVGP	Small Vessel General Permit
SWDA	Solid Waste Disposal Act
SWMP	Storm Water Management Plan
SWPC	Storm Water Pollution Control
TIM	Tenant Inspection Manual
TPQ	Threshold Planning Quantity
TSCA	Toxic Substance Control Act
USC	United States Code
USCG	United States Coast Guard
UST	Underground Storage Tank
VGP	Vessel General Permit

DRAFT

1.0 TENANT INSPECTION MANUAL

This Tenant Inspection Manual [TIM] is a component within the State of Hawaii Department of Transportation [HDOT], Harbors Division's environmental program, designed to eliminate polluted discharges to its storm drain system and State waters from Harbor's tenants. The TIM is also a part of the greater Illicit Discharge Detection and Elimination [IDDE] program implemented by HDOT Harbors Division (hereinafter referred to as "Harbors"). This manual is for Harbors personnel tasked with the responsibility of environmental compliance. As part of the TIM, Harbors has implemented a stormwater risk ranking system for all Harbors tenants that allows for improved allocation of environmental oversight to those areas of harbor operations where environmental impacts are highest, as well as to provide an objective assessment of tenant activities at their facilities.

Figure 1-1 IDDE Structure Chart

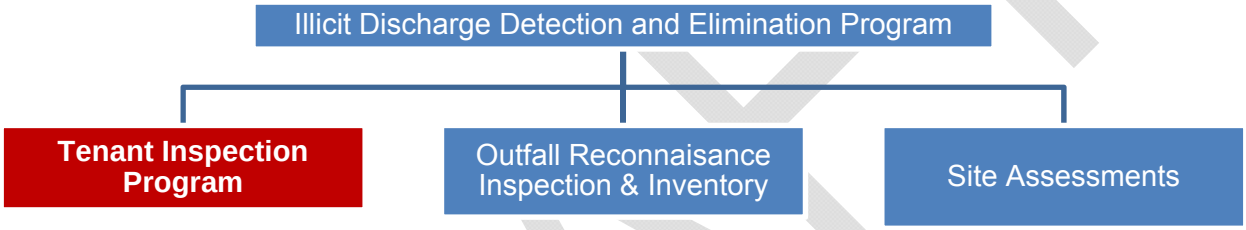

"Tenant" shall mean a person, group, partnership, corporation, or any other entity that has an executed lease, revocable permit or disposition instrument under chapter 171, Hawaii Revised Statutes [HRS] to use or occupy land, a building, structure, or other property owned by Harbors. This term also includes Harbors' approved sub-tenants and entities using container or terminal facilities.

1.1 HDOT Harbors Division Environmental Organization

Harbors environmental organization is centralized within the Engineering Branch at the Hale Awa Ku Moku Building, located at 79 South Nimitz Highway, Honolulu Hawaii 96813. The Environmental Section Supervisor reports to the Engineering Program Manager. The Engineering Program Manager reports to Deputy Director, who in turn reports to the Director of Transportation.

Harbors Environmental Section consists of one supervisor and several staff environmental health specialists and/or environmental engineers. The Environmental Section Supervisor continuously evaluates workloads and assigns new tasks based on location, technical expertise, and current workload. This management structure allows for immediate access to the Environmental Section by Harbors Districts, while maximizing utilization and therefore spreading the workload more evenly.

The Harbors TIM is overseen by the Harbors Environmental Section. This manual is for use by

the Harbors Environmental Section and others associated with the Tenant Inspection Program. One copy of *HDOT Harbors Division Environmental Group Organizational Chart* is enclosed in Attachment 1 with Environmental Section highlighted in green.

1.2 Applicability

Harbors implements this Tenant Inspection Program at the following harbors:

- Honolulu Harbor (Oahu District)
- Kalaeloa Barbers Point Harbor (Oahu District)

These two harbors operate under small Municipal Separate Storm Sewer System [MS4] permits. The Permit File Numbers are ***HI 03KB482*** for Honolulu Harbor and ***HI 03KB488*** for Kalaeloa Barbers Point Harbor. This program applies to all active tenants inventoried in the database as well as new tenants to-be-added to the database.

Inspection and risk ranking criteria (covered in this manual) are related to vessel operations conducted solely on-land.

1.3 Tenant Requirements

All Harbors tenant lease agreements and revocable permits include language stating that the tenant is responsible for compliance with all environmental laws and regulations. For example, tenants conducting industrial activities within their exclusive areas must seek separate National Pollutant Discharge Elimination System [NPDES] permit coverage from the State of Hawaii Department of Health [HDOH], if required. Environmental Protection Agency [EPA] regulated hazardous substances and marine pollutants are not allowed to be used, treated, stored, or disposed, unless they are incidental to normal operations of the tenant's business.

All new tenant lease agreements and revocable permits require that, prior to bringing any EPA regulated hazardous substance or chemical on site, the tenant must obtain Harbors consent. Details of the lease agreements and revocable permits are included in Attachment 2. Summaries of a list of major pertinent environmental regulations are enclosed in Attachment 9.

Failure to comply with clauses specified in the lease agreement or revocable permit may result in civil/criminal penalties or termination of the lease or revocable permit. Severe environmental violations are to be reported to HDOH, EPA or other appropriate regulatory agency for escalated enforcement.

Tenants desiring to develop improvement projects on Harbors property must obtain approval from Harbors prior to initiation of the project. The tenants are responsible for obtaining permits from appropriate regulatory agencies and for furnishing proof to Harbors before commencing with construction activities. These permits include, but are not limited to, NPDES permits,

DRAFT

building permits, grading permits, dredging permits, special management area [SMA] permits, permits to discharge into the State Harbors Drainage System, and permits for discharging/connection to the State Harbors Drainage System. For a project requiring an NPDES permit during construction, required BMPs should be implemented to minimize the discharge of pollutants. Harbors will inspect the tenant project BMPs on a regular basis. Violations observed during inspections will be documented, and enforcement actions will be taken following the procedures in Enforcement Response Plan [ERP] (Harbors, 2014). A comprehensive list of BMPs related to construction is documented in *Construction Site Runoff Control Program* (Harbors, 2013).

1.4 Vessel Owners Responsibility

Harbors tenants owning or operating vessel(s) are subject to requirements of the Vessel General Permit [VGP] regulated by EPA. In addition, any vessel maintenance, repair, washing, and fueling activities must be conducted following United States Coast Guard [USCG] regulations. Inspection and risk ranking criteria (covered in this manual) are related to vessel operations conducted solely on-land. Details of the pertinent VGP are included in Attachment 12.

DRAFT

2.0 TENANT INSPECTIONS

2.1 Overview

Harbors conducts various types of inspections of its tenants to prevent the discharge of pollutants to its storm drain system and State waters. Tenant inspection types include: **new inspections**, conducted within three months of new tenant occupancy; **routine inspections**, conducted at frequencies based on a tenant's risk ranking; **investigation inspections**, when a suspected illicit discharge is observed; **follow-up inspections** which may be required when corrective actions must be confirmed; or **final inspections**, which are conducted prior to lease termination.

Note that tenants areas, occupying or using subsurface or submerged land (e.g., easement holders), are excluded from the TIM. To date, Harbors has inspected and risk-ranked each tenant. Each tenant has been assigned a risk designation of high, medium, or low, based on the results of the inspections and risk ranking procedures. The most up-to-date risk designation of each tenant determines the frequency of routine tenant inspections.

Harbors Environmental Section maintains a tenant database that includes information such as company name, harbor, contact information (primary and alternative if available), mailing address, email address if available, and risk ranking. In addition, the database includes other information such as tenant general information (major operations conducted at the site), inspection results (e.g., inspection dates, materials stored on site, list of potential pollution sources, etc.), risk ranking, and enforcement actions (e.g., required corrective actions).

2.2 Inspection Types

2.2.1 Initial Site Inspection/New Tenant Inspection

The initial site inspection (or new tenant inspection) is conducted within three months of the new tenant occupying an existing facility, or the tenant's completion, construction, and occupancy of a newly constructed facility. The purpose of the new tenant inspection is to identify any environmental asset, initiate and assign a risk ranking, and to convey the applicable environmental regulations contained in the Harbors SWMP program for the new tenant. In addition, it can also help identify applicable BMPs for the new tenant.

This type of inspection will use *Environmental Compliance, BMP, and P2 Inspection Checklist for Tenants* (enclosed in Attachment 4) as a primary tool. Information obtained from the inspection will be recorded in the database and a risk ranking will be properly assigned for the new tenant.

Ongoing coordination with Harbors Property Management Section enables site inspections of new tenant operations. Notification of a new lease or revocable permit will trigger a new tenant

DRAFT

inspection. If necessary (e.g., significant operational or exclusive use area changes occur for an existing tenant), a new tenant inspection will be conducted within three months at an existing tenant's facility when a lease or revocable permit is replaced with a new one. Inspection Reports will be developed and submitted to Harbors Environmental Section within 30 days after the inspection.

2.2.2 Routine Tenant Inspection

Routine tenant inspections are required under Harbors storm water management program and will utilize the revised *Environmental Compliance, BMP, and P2 Inspection Checklist for Tenants* (enclosed in Attachment 4) as a primary tool. The primary purpose of the inspection is to evaluate whether the facility causes or contributes to water pollution, how facility operations comply with Harbors storm water management program, major environmental laws, applicable BMPs, pollution prevention [P2], and relevant clauses contained within a lease agreement (or revocable permit). The tenants are inspected and evaluated based on risk ranking criteria discussed in *Section 4.3 – Risk Ranking Criteria*. Information obtained through inspection is recorded in the database. The frequency of routine tenant inspections is based on the risk ranking designation of each tenant.

Generally, tenants with a "High Risk" designation are inspected semiannually, tenants with a "Medium Risk" designation are inspected annually, and tenants with a "Low Risk" designation are inspected every five years. In the meantime, tenants with a "Low Risk" designation are subject to an annual reconnaissance inspection as described in Section 2.2.3.

Updated risk rankings for the tenants are maintained in the database (i.e. *Harbors_Tenants.mdb*) by Harbors Engineering Branch Environmental Section. The database will be updated using the information gathered on a regular basis (e.g., monthly). Some tenants may have more than one facility. It is possible that each of their facilities is on a separate inspection schedule based on their physical locations, drainage area, and risk ranking.

If a potential violation is observed during the inspection, the inspector is to issue a verbal warning on the spot and record the warning as part of the inspection report. A copy of inspection report will be provided to the tenant upon completion. If necessary, a follow-up inspection will be conducted.

Inspection reports will be developed and submitted to Harbors Environmental Section within 30 days after the inspection. Violations identified in the inspection will be addressed according to the steps described in *Section 5.0 – Enforcement*.

2.2.3 Reconnaissance Inspections for "Low Risk" Tenants

Tenants with "Low" risk ranking designations are subject to annual reconnaissance inspections. Reconnaissance inspections are conducted to ensure that tenants have not changed his/her

DRAFT

activities or operations such that a new risk assessment is warranted. This type of inspection includes driving a state-marked vehicle to observe low-risk rank tenants based on their previous year's evaluation. *Low-Risk Tenant Reconnaissance Inspection Form* (enclosed in Attachment 6) will be utilized as a primary tool.

If a reconnaissance inspection identifies a substantive change to a facility's operation, size or activities, HDOT-Harbors shall conduct an inspection within 30 days of the reconnaissance inspection to determine if the facility's risk ranking needs to change.

Inspection forms/reports will be developed and submitted to Harbors Environmental Section within 30 days after the inspection. Violations identified in the inspection will be addressed according to the steps described in *Section 5.0 – Enforcement*.

2.2.4 Final Site Inspection

Final inspections are necessary to identify potential environmental issues needing resolution prior to lease termination. This type of inspection will use *Environmental Compliance, BMP, and P2 Inspection Checklist for Tenants* (enclosed in Attachment 4) as a primary tool. Tenants with environmental assets such as fuel tanks, maintenance areas, or hazardous materials and/or waste storage activities pose a potential risk to the environment and public, which subsequently place Harbors as the landowner in a vulnerable position. Prior to terminating leases (or revocable permits) for these tenants, past inspection records shall be reviewed.

Examples of potential environmental issues include environmental site assessments related to Underground Storage Tank [UST] closure, disposal of solid and hazardous wastes, and removal of contaminated oil. In addition, tenants can be required to conduct appropriate environmental investigations, assessments, and remediation to ascertain the presence and extent of environmental contamination resulting from their operations.

Inspection reports will be developed and submitted to Harbors Environmental Section within 30 days after the inspection. Violations identified in the inspection will be addressed according to the steps described in *Section 5.0 – Enforcement*.

2.2.5 Investigation Inspection

Whenever a pollution complaint or suspected illicit discharge is observed or reported to Harbors, an investigation is conducted. The investigation will be documented using *Stormwater Hotline Occurrence Tracking [SHOT] Form* (enclosed in Attachment 5) by Harbors Environmental Section within seven days after the inspection, when necessary. The inspector is to verify whether or not an illicit discharge has occurred. If one has occurred, the source of the pollutants is to be identified and, as applicable, a verbal and/or written warning (e.g., *Notice of Apparent Violation*) is issued to the violator. The illicit discharge must be eliminated and follow-up inspections shall be conducted as necessary.

DRAFT

Written investigation records will be kept as part of the environmental compliance program. If the source is traced to a tenant, the tenant's risk ranking will be re-evaluated. Violations identified in the inspection will be addressed according to the steps described in *Section 5.0 – Enforcement*.

2.2.6 Follow-up Inspection

When an illicit discharge or violation from a tenant facility or activity is discovered, a follow-up inspection will be conducted to ensure that proper corrective actions are taken. Additionally, follow-up inspections are also conducted as needed for enforcement issues. This type of inspection will be conducted utilizing the applicable sections of the *Environmental Compliance, BMP, and P2 Inspection Checklist for Tenants* (enclosed in Attachment 4).

Inspection reports will be developed and submitted to Harbors Environmental Section within 30 days after the inspection. Uncorrected violations identified in the inspection will be addressed according to the steps described in *Section 5.0 – Enforcement*.

DRAFT

3.0 TRAINING

Inspector, tenant, and employee training are designed to ensure that stormwater pollution prevention requirements and responsibilities are clearly shared and understood by all personnel responsible for preventing stormwater pollution at Harbors.

3.1 Harbors Inspector Training

All inspectors responsible for TIM implementation must read and be familiar with this manual. In addition, new inspectors are required to complete no less than 24 hours on-the-job training with experienced inspectors. During the inspections, the new inspectors will observe how the experienced inspectors conduct tenant inspections as well as conduct their own inspections with assistance from the experienced ones. New inspectors will continue to have frequent interactions with the experienced inspectors to discuss inspection issues as they arise. See Attachment 10 for training materials for the Inspector.

3.2 Harbors Tenant Training

Tenant Annual Storm Water Pollution Prevention Awareness Training will be provided to Harbors tenants. This annual training will discuss issues related to stormwater pollution awareness including regulatory background, NPDES program requirements, general permit allowable discharges, illicit discharge detection and elimination program, construction site run-off control, post construction run-off control, stormwater drainage system protection, fueling activities, waste management, spill prevention and response, recommended best management practices, common sources of stormwater pollution, common operations causing potential illicit discharges, low-impact development, pollution prevention and good housekeeping, tenant inspections, enforcement response program, and other environmental compliance measures applicable to Harbors.

New tenants will be provided with a *New Tenant Information Package* (enclosed in Attachment 11) along with their lease agreement and/or revocable permit so that they are aware of the environmental requirements and responsibilities prior to their tenancy with Harbors. The *New Tenant Information Package* will include educational materials describing the responsibilities of the tenant and resources for obtaining additional information regarding stormwater pollution (e.g., stormwater awareness message, information on pollution prevention and good housekeeping, etc.). This package ensures that new tenants are aware of the stormwater requirements in the tenant lease agreements and/or revocable permit, apply appropriate BMPs based on activities to be conducted on the premises, and understand how to identify and report illicit discharges.

DRAFT

4.0 Field Implementation

Upon the required implementation date of the modified SWMP, Harbors will implement this updated TIM. Harbors Environmental Section will be responsible for overseeing, implementing, and updating the TIM. Status, results and summaries from the TIM will be reported annually in the ACR.

4.1 Inspection Basics

TIM inspections are scheduled with tenant representatives prior to the inspection date. The inspections cover the general areas of interest encompassed by the first three pages of the *Environmental Compliance, BMP, and P2 Inspection Checklist for Tenants* (enclosed in Attachment 4). Inspectors responsible for TIM implementation are to be trained in accordance with Section 3 of this manual. Inspectors must consider allowable non-stormwater discharges, prohibited stormwater discharges, all risk ranking categories and implementation of stormwater BMPs. TIM inspection reports will be drafted within 30 days of the tenant inspection and finalized within 30 days.

4.2 Allowable non-Stormwater Discharges

The overall inspection objective of this Tenant Inspection Program is elimination of illicit and polluted discharges to the stormwater drainage system and State waters. However, certain non-stormwater discharges are permitted by regulations. The following non-stormwater discharges may be discharged into Harbors stormwater drainage system, provided that such discharges do not contain pollutants in amounts that will cause or contribute to a violation of an applicable water quality standard.

- Water line flushing;
- Landscape irrigation;
- Diverted stream flows;
- Rising ground waters;
- Uncontaminated ground water infiltration;
- Uncontaminated pumped ground water;
- Discharges from potable water sources and foundation drains;
- Air conditioning condensate;
- Irrigation water;
- Springs;
- Water from crawl space pumps and footing drains;
- Lawn watering runoff;
- Water from individual residential car washing;
- Flows from riparian habitats and wetlands;
- Dechlorinated swimming pool discharges;
- Residual street wash water;

DRAFT

- Discharges or flows from fire fighting activities.

The risk ranking is determined based on the information obtained through existing facility inventories as well as knowledge from previous tenant inspections. The risk ranking determinations are compiled into Table *Harbors Tenant Inspection Tracking List* contained in the database (i.e., *Harbors_Tenants.mdb*).

4.3 Risk Ranking Criteria

Harbors tenant facilities will be ranked as high, medium or low as determined by a cumulative score of the 14 individual risk criteria listed in this section. Harbors Environmental Section will assign individual risk scores for each of the 14 risk criteria based on visual observation, activity evaluation, discharge potential to Harbors storm drain system and nation's waters nearby, and applicability of necessary BMPs. Based on the observations and activity evaluation, Environmental Section will assign an evaluation score from zero to five in each category with the exception of one category (related to training attendance records) which ranges from negative two to four. Certain individual criteria include a trigger for automatic designation of high risk ranking, regardless of the cumulative score. Description of each risk criteria is discussed in this section. Risk rankings are defined as follows:

- **Low**: Score of 5 or less (inspected every five years and subject to annual reconnaissance inspection)
- **Medium**: Score from 6 through 16 (inspected annually)
- **High**: Score more than 16 or a 5 in certain individual criteria (inspected semiannually)

Subsequent confirmation or reclassification of the risk ranking will be conducted as part of the routine and reconnaissance inspections. Following inspections, Harbors environmental inspectors will re-evaluate each tenant based on the ranking criteria, determine if the current risk ranking classification is adequate, and make changes if warranted.

4.3.1 Vessel Maintenance and Repair (VM)

Tenant facilities are ranked based on the vessel maintenance and repair activities. Vessel maintenance and repair activities include parts replacement, washing, removing and/or replacement of fluids and greases, dismantling, sandblasting, sanding, and painting.

0 Neither maintenance nor repair activities are conducted on-site.

1 Maintenance and repair activities on any size vessel are conducted entirely indoors (with proper dust control BMPs), with no or minimal potential for discharge of pollutants.

2 Minor maintenance and repair for small vessels is conducted (with proper dust

control BMPs) with minimal potential for discharge of pollutants.

3 Maintenance activities on large vessels are conducted outdoors and out of the water (with proper dust control BMPs), with minimal potential for discharge of pollutants.

4 Major maintenance and repair activities on any size vessel are conducted in a partially confined or unconfined area with moderate potential for discharge of pollutants.

5 Maintenance and repair activities on any size vessel are conducted in an unconfined area or in an area with significant potential for discharge of pollutants (e.g., within 50 feet of nearest storm drain inlet or surface water).
(Automatic trigger to high risk designation)

4.3.2 Vessel Fueling (VF)

Tenant facilities are ranked based upon the type and method of vessel fueling. Vessel fueling includes transferring fuel between vessels as well as transferring fuel from a mobile fuel truck or a stationary aboveground storage tank to a vessel through hoses.

0 No fuel transfer activities are conducted on-site.

1 Fueling of small vessel is conducted by a fueling company with proper spill containment and diversion.

2 Fueling of small vessels are conducted with spill containment and diversion.

3 Fueling of large vessels are conducted in designated area with spill containment and diversion.

4 Fueling of small vessels are conducted in areas WITHOUT spill containment and diversion.

5 Fueling of large vessels are conducted in areas WITHOUT spill containment or diversion. (***Automatic trigger to high risk designation***)

4.3.3 Vessel Rinsing (VR)

Tenant facilities are ranked based upon vessel rinsing activities. Vessel rinsing activities include the removal of salt, sediment, and sea life from the exterior of a vessel using water, detergent, and/or mechanical devices. Harbors permits vessel rinsing without any necessary containment, ONLY for the removal of salt from the exterior of the vessel using fresh water with low power

DRAFT

(<100 pound-force per square inch [psi]). Other rinsing activities must be properly contained, and the rinse water must be properly disposed of in a shore-based sanitary sewer.

0 No vessel rinsing is conducted on-site.

1 Vessel rinsing is conducted in an area designed to contain wash water and debris, with no or minimal potential discharge of pollutants.

2 Vessel rinsing is conducted in an uncontained area with no direct connection to Harbors storm drainage system, with a minimal potential for discharge of pollutants.

3 Vessel rinsing is conducted in an uncontained area with no direct connection to Harbors storm drainage system, but having a moderate potential for discharge of pollutants.

4 Vessel rinsing is conducted in an uncontained area directly connected to Harbors storm drainage system, and has a moderate potential for discharge of pollutants.

5 Vessel rinsing is conducted in an uncontained area directly connected to Harbors storm drainage system and has a significant potential for discharge of pollutants. (***Automatic trigger to high risk designation***)

4.3.4 Equipment and/or Vehicle Maintenance and Repair (EM)

Tenant facilities are ranked based on equipment and/or vehicle maintenance and repair activities. Vehicle and/or equipment maintenance and repairs include activities including, but not limited to, parts replacement, parts washing, removal and/or replacement of fluids or greases, dismantling, sandblasting, sanding, and painting.

0 No equipment/vehicle maintenance and/or repair activities are conducted on-site.

1 Maintenance/repair activities are conducted entirely indoors, on a small scale, with minimal potential for discharge of pollutants.

2 Maintenance/repair activities are conducted entirely indoors, on a large scale, with minimal potential for discharge of pollutants.

3 Maintenance/repair activities are conducted in a covered area with minimal to moderate potential for discharge of pollutants.

4 Maintenance/repair activities are conducted outdoors within containment or in an area with moderate potential for discharge of pollutants.

DRAFT

5 Maintenance/repair activities are conducted outdoors or in an area with significant potential for discharge of pollutants. (***Automatic trigger to high risk designation***)

4.3.5 Equipment and/or Vehicle Fueling (EF)

Tenant facilities are ranked based on the amount of fueling and the containment and/or diversion structures available. Fueling refers to the fuel dispensing from a tank truck, aboveground storage tank [AST], UST, or portable container to equipment and vehicles, or the fueling from an AST loading rack. Small scale fueling is limited to less than 25 gallons per fueling).

0 No equipment/vehicle fueling activities are conducted on-site.

1 Equipment/vehicle fueling is conducted by a fueling company with spill containment and diversion.

2 Equipment/vehicle fueling is conducted on a small scale (i.e., less than 25 gallons per fueling) in areas with spill containment and diversion.

3 Equipment/vehicle fueling is conducted on a large scale in areas with spill containment and diversion.

4 Equipment/vehicle fueling is conducted on a small scale WITHOUT spill containment and diversion, but not in areas adjacent to Harbors storm drainage system and nation's water.

5 Equipment and/or vehicle fueling is conducted on a large scale in areas WITHOUT spill containment and diversion, or on any scale in areas adjacent to Harbors storm drainage system and nation's waters WITHOUT spill containment and diversion. (***Automatic trigger to high risk designation***)

4.3.6 Equipment and/or Vehicle Washing (EW)

Tenant facilities are ranked based on the methods used for equipment and/or vehicle washing. All washing activities must obtain consent from the Harbors and take place in approved and designated areas. This category includes the water washing of ground service equipment, maintenance equipment, company vehicles, and rental cars.

0 No equipment/vehicle washing is conducted on-site.

1 Equipment/vehicle washing is consented by the Harbors and conducted in a covered wash area following an approved method, with no or minimal potential discharge of pollutants.

DRAFT

2 Equipment/vehicle washing is consented by the Harbors and conducted in an uncovered wash area following an approved method, with minimal potential discharge of pollutants.

3 Equipment/vehicle washing is consented by the Harbors and conducted in an uncovered wash area following an approved method, with moderate potential discharge of pollutants (e.g., adjacent to Harbors storm drainage system or nation's water).

4 Equipment/vehicle washing is contained and in an area with no direct connection to Harbors storm drainage system and nation's water, but conducted WITHOUT Harbors consent.

5 Equipment/vehicle washing is not contained, conducted WITHOUT Harbors consent, or in an area that directly discharges to Harbors storm drainage system and nation's waters. (***Automatic trigger to high risk designation***)

4.3.7 Aboveground Oil Storage (size of container ≥ 55 gallons ONLY) (OS)

According to 40 CFR 112, oil is defined as "oil of any kind of in any form, including, but not limited to: fats, oils, or greases of animal, fish, or marine mammal origin; vegetable oil, including oils from seeds, nuts, fruits, or kernels; and other oils and greases, including petroleum, fuel oil, sludge, synthetic oils, mineral oils, oil refuse, or oil mixed with wastes other than dredged spoil." These oils are commonly stored in ASTs and 55-gallon drums. Oil stored in containers with capacity less than 55 gallons are evaluated under Section 3.2.8 – Container Storage. Note that tenants shall not install an AST without first obtaining a written consent from the Harbors.

The term "properly stored" indicates that ASTs and drums meet the SPCC requirements for secondary containment, including: containers are clearly labeled; container material and construction are compatible with the stored material; secondary containment is sufficient to contain the entire capacity of the largest single container plus sufficient freeboard to contain precipitation; the bypass valve is sealed and retained stormwater is properly managed; container integrity is appropriately tested; and drums are in good condition, neatly organized, and sealed when not in use.

Tenant facilities are ranked based on the oil storage protocols employed at the facilities.

0 No oil product is stored on-site.

1 Less than 1,320 gallons of oil is properly stored in a covered area and has no or minimal potential for discharge of pollutants.

DRAFT

2 Less than 1,320 gallons of oil is properly stored in an uncovered area and has minimal potential for discharge of pollutants.

3 More than 1,320 gallons of oil is properly stored with minimal potential for discharge of pollutants, and the facility has an SPCC Plan.

4 More than 1,320 gallons of oil is properly stored with minimal to moderate potential for discharge of pollutants, but the facility does not have a SPCC Plan.

5 Oil is improperly stored and/or managed and has a significant potential for discharge of pollutants. (***Automatic trigger to high risk designation***)

4.3.8 Container Storage (size of container < 55 gallons ONLY) (CS)

Tenant facilities are ranked based on the container storage methods employed and the toxicity of materials stored. This category includes materials such as chemical products, new oil, and used oil stored in containers with capacity less than 55-gallon.

Storage methods are evaluated to ensure that materials are properly stored and managed. The term “properly stored” indicates that containers are correctly labeled, not passed their expiration date, in good condition, sealed when not in use, neatly organized, and compatible with other materials stored in the same area.

0 No containers are stored on-site.

1 All containers are properly managed and stored entirely indoors and have no or minimal potential for discharge of pollutants.

2 All containers are properly managed and stored under the cover, and have minimal potential for discharge of pollutants.

3 Containers are properly managed and stored outdoors with minimal potential for discharge of pollutants (e.g., distance from site to the nearest storm drain inlet or surface water is greater than 100 feet or 30 meters).

4 Containers are improperly managed but stored indoors or under the cover with moderate potential for discharge of pollutants.

5 Containers are improperly managed and stored outdoors with significant potential for discharge of pollutants. (***Automatic trigger to high risk designation***)

DRAFT

4.3.9 Waste Handling and Disposal (excluding Used Oil) (WH)

Tenant facilities are ranked based on municipal, solid, or hazardous waste handling and disposal. Waste handling may include making a hazardous waste determination and proper management. If the waste is characterized as a hazardous waste, the accumulation start date shall be added to the labeling. Additionally, the facility shall ensure that the waste is properly disposed of within the regulated accumulation time, which depends upon the facility waste classification detailed in 40 CFR 262.

0 No waste is stored on-site.

1 All wastes are non-hazardous and stored indoors or outdoors in covered areas, and have no or minimal potential for discharge of pollutants.

2 All wastes are non-hazardous and stored outdoors uncovered, and have moderate potential for discharge of pollutants.

3 Hazardous wastes are generated and tenant is classified as a CESQG[1]. Hazardous wastes are properly managed, stored, and disposed of. Storage areas have no or minimal potential for discharge of pollutants.
[1] Please refer to Attachment 9 (3. Waste Management Regulations, Item B).

4 Hazardous wastes are generated and the tenant is classified as a SQG[2] or LQG[3]. Hazardous wastes are properly managed, stored and/or disposed of. Storage areas have no or minimal potential for discharge of pollutants.
[2] Please refer to Attachment 9 (3. Waste Management Regulations, Item B).
[3] Please refer to Attachment 9 (3. Waste Management Regulations, Item B).

5 Hazardous wastes are generated and the tenant is classified as a CESQG, SQG, or LQG. Hazardous wastes are improperly managed, stored, and/or disposed of. Storage areas have significant potential for discharge of pollutants. (***Automatic trigger to high risk designation***)

4.3.10 Spill History (SH)

Tenant facilities are ranked based on past oil and/or chemical spills at their facilities and/or inspection and investigation report.

0 No history of oil/chemical spills on-site.

1 One to three oil/chemical spills in minimal quantity (e.g., less than five gallons for oil) in the past three years.

DRAFT

2 One to three oil/chemical spills in moderate quantity (e.g., oil spill greater than 5 gallons but less than 25 gallons; for all other chemicals please refer to 40 CFR 302.4) in the past three years.

3 One to three oil/chemical spills greater than the reportable quantity (see 40 CFR 302.4) in the past three years and spill kit is onsite.

4 One to three oil/chemical spills greater than the reportable quantity (see 40 CFR 302.4) in the past three years and no spill kit is onsite.

5 More than two oil/chemical spills entered into Harbors storm drainage system. Or more than five oil/chemical spills of any quantity in one calendar year. (***Automatic trigger to high risk designation***)

4.3.11 Enforcement History (EH)

Tenants are ranked based on the history of past compliance with environmental regulations (including federal, state, and local), and the corresponding response actions taken by the tenant following a Notice of Apparent Violation [NAV], any verbal warning, or inspection. Class II enforcement actions include deficiencies and/or potential violations identified during any type of inspection (e.g., not following applicable BMPs during operations). Class I enforcement actions include violation of environmental law or regulations and HDOT Harbors rules that results in an NAV. A tenant is considered "taking corrective action immediately" to the warnings/violations, if responding to a Class II enforcement action within 20 days, or a Class I enforcement action within 14 days.

0 No verbal or written warnings were issued in the past two years.

1 Class II violations (such as verbal/written warnings and potential violations identified in an inspection report) were issued in the past one years and corrective actions were immediately taken by the tenant.

2 Class I violations (identified in an inspection report and/or documented in an NAV) were issued in the past two years and corrective actions were taken by the tenant.

3 Class II violations were issued in the past one years, but corrective actions were NOT immediately taken by the tenant.

4 Class I violations were issued in the past two years, but corrective actions were NOT immediately taken by the tenant.

5 Civil penalties or administrative actions were assessed for non-compliance in the past two years. (***Automatic trigger to high risk designation***)

DRAFT

4.3.12 Training Attendance History (TH)

Tenants are ranked based on the past training attendance. Harbors requires tenants to reduce the discharge of pollutants to the MEP, and prohibit unauthorized non-stormwater discharges into Harbors stormwater drainage system and nation's waters. In order to achieve these goals, Harbors has been providing *Annual Storm Water Pollution Prevention Awareness Training* to the tenants, with the topics focusing on stormwater management, pollution prevention, good housekeeping, and commonly recommended BMPs. This annual awareness training is one of measures pertinent to public education and outreach program.

-2 The tenant has attended all annual trainings during its tenancy.

-1 The tenant has attended the most recent training.

2 The tenant has not attended the most recent training.

4 The tenant has never attended the training and has been found to be non-compliant.

4.3.13 Site Condition and General Housekeeping

Tenants are ranked based on physical condition where on-site activities take place (i.e., indoors or outdoors), the general housekeeping condition, and implementation of BMPs to minimize the discharge of pollutants and to prevent soil and debris from entering Harbors stormwater conveyance system. The term "indoors" refers to operations situate, conduct, or carry out in the interior of a building or under cover.

0 All activities are conducted indoors and have no or minimal potential for discharge of pollutants. General housekeeping and grounds are in good condition.

1 All activities are conducted indoors and have minimal potential for discharge of pollutants. General housekeeping and grounds are in average or fair condition.

2 Activities are conducted indoors and outdoors, and general housekeeping and grounds are in good condition (e.g., sources of pollutants are properly managed).

3 Activities are conducted indoors and outdoors and have minimal to moderate potential for discharge of pollutants. General housekeeping and grounds are in fair and above average condition.

4 Activities are conducted outdoors and have moderate potential for discharge of pollutants. General housekeeping and grounds are in fair condition.

DRAFT

5 Activities are conducted outdoors and pose a significant threat to the environment. (***Automatic trigger to high risk designation***)

4.3.14 Lease Agreement and/or Revocable Permit Requirements (RP)

Tenants are ranked based on the history of past compliance with lease agreement and/or revocable permit and the corresponding response actions taken by the tenant following an inspection, action letter, and verbal warning. Examples of the tenant *Lease Agreement* and *Revocable Permit* are included in Attachment 2. A tenant is considered "taking corrective action immediately" to the warnings/violations, if responding to a Class II enforcement action within 20 days, or a Class I enforcement action within 14 days.

Violations of any item below will ***automatically trigger a tenant to a high risk designation***, if described in tenant Lease Agreement and/or Revocable Permit.

- The tenant shall not use, store, treat, dispose, discharge, release, generate, create, or otherwise handle any hazardous substance, or allow the same by any third person, on the premises without first obtaining the written consent of Harbors.
- The tenant shall not conduct illegal activities at the premises.
- The tenant shall not conduct any act which results or may result in the creation, commission or maintenance of a nuisance on the premises.
- The tenant shall not conduct permanent lodging or sleeping quarters at the premises. However, a rest area for the comfort and convenience of employees during working hours is allowed.
- The tenant shall not install an UST/AST without first obtaining the written consent of Harbors.
- Except for materials that are lawfully sold in the ordinary course of the tenant's business and for which the tenant has obtained all required authorizations from appropriate authorities including the prior written permission of Harbors, the tenant shall cause any hazardous substances to be removed from the premises for disposal.
- The tenant shall maintain the premises in a strictly clean, neat, safe, orderly and sanitary condition, free of waste, rubbish and debris and shall provide for the safe and sanitary handling and disposal of all trash, garbage and other refuse from the premises.
- The tenant shall not sell, transfer, assign, lease, mortgage, and sublease premises whatsoever.
- Consumption of any intoxicating beverage, unless under an operation licensed by appropriate government agencies, is not allowed in the premises.
- The tenant shall keep Harbors fully informed at all times regarding all environmental law related matters affecting the tenant or the premises.
- The tenant shall obtain an NPDES permit from HDOH, if applicable.

DRAFT

4.4 Routine Inspection Frequency Based on Risk Ranking

All tenants shall be inspected by the Environmental Section or its representative in accordance with this Section. The frequency of tenant inspections will be determined by tenant risk ranking designation of high, medium, or low threat. At a minimum, Harbors will inspect each tenant in each ranking class as follows:

- **Low** ranked tenants shall be inspected at least **once every five years and are subject to an annual reconnaissance inspection**.
- **Medium** ranked tenants shall be inspected **at least annually**; and
- **High** ranked tenants, shall be inspected **at least semiannually**;

4.5 Tenant Risk Ranking Re-evaluation

Tenant risk ranking is re-evaluated using tenant routine and reconnaissance inspection results as applicable. When a potential illicit discharge is observed or reported, and if the source is traced to a tenant, the tenant's risk ranking will be re-evaluated. Environmental Section will prepare an inspection schedule based on the results of the risk ranking re-evaluation. The inspection schedules is maintained and updated by Environmental Section in the database.

DRAFT

5.0 ENFORCEMENT

The primary objective of Harbors environmental enforcement program is to: a) ensure tenants comply with the environmental regulations, lease agreements, and/or revocable permits; b) correct any violation(s); and c) require tenants to operate their facilities in accordance with Harbors environmental policy and applicable BMPs.

5.1 Scope of Authority

The enforcement options available to Harbors range from administrative actions (including verbal/written warnings and eviction notice) to the issuance of citations and a district court verdict of a misdemeanor or fine. Three general areas of the environmental enforcement are enclosed in Attachment 2 as following:

- HRS Title 15 Chapter 266 authorizes Harbors to issue citations and summons for violations of its rules and have its actions enforced through the district courts by verdict of a misdemeanor or fine.
- HAR Title 19 Chapters 41 to 44 establishes uniform safety measures, operational standards and requirements, and the conduct for all tenants at State of Hawaii harbors.
- The tenant lease agreement or revocable permit that provides Harbors with the right of entry to conduct inspection and authority to terminate the permit or lease.

For suspected illicit discharges and pollution concern, which need immediate response, the inspector will call the Harbors Traffic Control at (808) 587-2076 upon discovery. However, individual inspectors (such as Environmental Section personnel or their designees) may not have the authority to pursue all areas of enforcement and would follow ERP for appropriate actions (e.g., refer cases to the appropriate individuals or agencies when necessary).

Findings resulting for the TIM are to be defined as a deficiency, potential violation, or violation. Deficiencies are primarily administrative in nature and may lead to a potential violation if left uncorrected. Potential violations are items which will cause a polluted discharge to either the storm drain system or State waters if left uncorrected. Violations are polluted discharges to the storm drain system or State waters, or failure to adhere to any rule, lease, or condition of Harbors occupancy.

There are two types of violations – Class I Violation and Class II Violation, which are based on potential to discharge or cause environmental harm, magnitude of the violation (e.g., failure to apply for Industrial General Permit Coverage), duration of the violation, and violator's compliance history.

- Class I Violations: violations which are related to submittal of permit applications, BMP failure due to lack of maintenance, ongoing or imminent discharges of pollutants, other activities capable of causing imminent impact to the environment, or where the violator

DRAFT

has a previous history of non-compliance.

- Class II Violations: violations that pose no significant impact on the environment which are easily preventable, or administrative in nature. Class II violations include record keeping, reporting, BMP maintenance or installation problems, or other activities when there is ample time for correction prior to the discharge of pollutants, and where the violator has not had a previous history of non-compliance.

5.2 Enforcement Actions and Documentation

The levels of enforcement actions to be utilized by inspectors, in order of increasing severity, are as follows:

- Oral or Verbal Warning
- Written Warning (e.g., Tenant Inspection Report or Letter with Tenant Inspection Report)
- Notice of Apparent Violation [NAV]
- Issuance of Summons or Citation
- Notice and Finding of Violation Order ([NFVO], by HDOH)

The following sections contain brief descriptions of each level of enforcement action and procedures for implementation.

5.2.1 Oral or Verbal Warning

An oral or verbal warning is a spoken reprimand or a disciplinary measure, which will be issued verbally to a tenant where the finding is a minor discrepancy with one or two BMPs. It could also serve the purpose of outreach to the tenants. In most cases, oral or verbal warnings provide a more efficient way for the tenant to take corrective actions. Usually, it is issued in combination with other enforcements. Conditions that warrant an oral or verbal warning may include, but not limited to, unpermitted vehicle washing, open garbage bin (partially or full of litter) observed, and a potential illegal dumping/discharge.

5.2.2 Written Warning

A written warning will be issued to a tenant where the finding is limited to conditions that do not pose an imminent threat to the environment and/or the public. Conditions that warrant a written warning may include but not limited to:

- Improper storage of batteries
- Improper waste management
- Lack of or out-of-date spill plans
- Lack of good housekeeping
- Lack of proper labeling on drums
- Lack of placing drip pans or absorbent sheets beneath a vehicle

DRAFT

For any deficiency observed during an inspection, a recommended corrective action will be identified in the *Tenant Inspection Report*, which could be served as a written warning. A carbonless copy of the *Tenant Inspection Report* will be mailed/emailed to the tenant upon completion. This report could also be presented to the tenant during the inspection conference. If (potential) violation is observed during inspection, an enforcement letter combined with the *Tenant Inspection Report* will be mailed to the tenant with a compliance deadline (typically within 20 calendar days). These documents will become a part of the permanent tenant file.

When necessary, a follow-up inspection will be conducted to verify that the infractions were corrected. If the tenant does not respond to the written warning by the deadline, the Environmental Section will issue an NAV and follow the steps described in the ERP for further enforcement (e.g., report the case to the State Attorney General). Meanwhile, a copy of the *Tenant Inspection Report*, together with the inspection checklist, would be forwarded to corresponding agencies and offices when necessary.

5.2.3 Notice of Apparent Violation

An NAV letter will be issued to a tenant in the circumstance of a Class I or II violation. It is used to send a stronger message than a written warning. It documents Harbors efforts to have the tenant voluntarily come into compliance with the environmental laws and implementing applicable BMPs. It also serves as a basis for future penalties, should the occurrence of violations continue or even increase. The NAV shall be sent to the tenant by certified mail with a compliance deadline (typically within 20 calendar days), when necessary. The NAV will become part of the tenant's permanent file.

5.2.4 Issuance of Summons/Citation

The issuance of the Summons/Citation by Harbors requires that the tenant appear before a District Judge to address the violation and corrective action. This action may lead to fines and/or a criminal penalty and is utilized in severe cases where negligent non-compliance is repeated and/or significant harm to property or environment has occurred. Situations which call for summons or citation will be referred to the appropriate State Attorney General Representative for implementation. Harbors and its designees will function as documentation and witness to actions requiring this level of response. Therefore, it is essential to accurately and thoroughly record actions that might escalate to this level.

5.2.5 Notice and Finding of Violation Order and Further Action

An NFVO specifies the alleged violation and contains an order requiring the named individual(s) to submit a written schedule within 30 days to the Director of HDOH specifying the measures to be taken and the time within which such measures shall be taken to bring that violator into compliance with HRS Title 19 Chapter 342D (Water Pollution) or other applicable statutes.

General procedures related to an NFVO are:

- If the alleged violator submits a schedule, the Director of HDOH has 30 calendar days to concur or modify the submitted schedule. Any schedule not acted upon after 30 calendar days of receipt by the Director of HDOH shall be deemed acceptable.
- If the alleged violator does not submit a written schedule within 30 calendar days of receipt of the NFVO and Order, the Director of HDOH shall issue a cease and desist order against the activities that violate the state law (e.g. HAR Title 19 Chapter 342D).
- If the Director of HDOH determines that any person has violated an accepted schedule or order issued concerning this NFVO, the Director of HDOH shall impose penalties by sending a notice in writing, either by certified mail or personal service, to that person, describing such non-adherence or violation with reasonable particularity.
- Any administrative penalty imposed by the HDOH shall become due and payable 20 calendar days after a notice of penalty is served to that person(s) unless a hearing with the Director of HDOH is requested.

The person(s) named in the NFVO may request in writing a hearing before the Director of HDOH. Any hearing shall be conducted as a contested case under HRS Title 8 Chapter 91. If the Director of HDOH finds a violation has occurred after a hearing held pursuant to this section, s/he shall affirm or modify any penalties imposed, or shall modify or affirm the order previous issued and issue an appropriate order or orders for prevention, abatement, or control of the violation or discharges involved, or for the taking of such other corrective action as may be appropriate. Whenever a hearing is requested on any penalty imposed, the penalty shall become due and payable only upon completion of all review proceedings and the issuance of a final order confirming the penalty in whole or in part. If, after a hearing on an order or penalty contained in a notice, the Director of HDOH finds that no violation has occurred or is occurring, s/he shall rescind the other of penalty. Any order issued after hearing may prescribe timetables for violation(s), and shall prescribe timetables for necessary action in preventing, abating, or controlling the violation or discharges.

5.3 Description of Enforcement Steps

The goal of Harbors environmental enforcement program is to motivate tenants to voluntarily comply with their environmental obligations. The designated environmental compliance officers [ECO] at Harbors are encouraged to assist tenants, without being prescriptive, on how the tenant can achieve environmental compliance. Such assistance includes suggesting that the tenant consult a professional if needed.

In the event that an enforcement action is required, the ECO will identify the appropriate enforcement response to achieve compliance. If the tenant cannot achieve compliance by implementing the appropriate corrective action, the ECO will “escalate” the enforcement response by issuing a more severe action. Harbors has developed a tiered approach of escalating enforcement actions based on the severity of the violation and the tenant’s

DRAFT

compliance response history. A description of the different levels of enforcement action is included in Section 5.2.

For potential violation observed during routine tenant inspection, the ECO will record the potential violation, observed during routine tenant inspection, on Harbors revised *Environmental Compliance, BMP, and P2 Inspection Checklist for Tenants*. Potential violation, reported to the Environmental Section (e.g., using *Suspected Illicit Discharge Reporting Form*). These potential violations will be evaluated (through follow-up inspection if warranted) and classified as Class I or Class II violation, if applicable.

The following is a step-by-step progression of a general enforcement action if an NPDES violation or illicit discharge is alleged. The process is also depicted in Figure 5-1. The indicated timeframes may be amended through an extension granted by Harbors or HDOH, if requested by the tenant. The enforcement actions proceed along two separate courses depending upon whether the violation is considered Class I or Class II violation. All noncompliance findings will be documented and kept on file by the Harbors Environmental Section.

- If the potential violation is considered Class II, the tenant will be issued with an oral or verbal warning and provided a copy of *Tenant Inspection Report* upon completion. The ECO will re-inspect the tenant within 20 calendar days, if warranted, to ensure that the violation has been corrected.
  - If the tenant fails to take corrective action, the ECO will issue a written warning letter to the tenant, requiring an Action Plan within 20 calendar days upon receipt of the letter. The Action Plan shall denote the tasks that the tenant is required to complete to come into compliance within reasonable timeframe.
  - If the tenant fails to take any corrective action and is not able to submit the Action Plan to the Environmental Section within 20 calendar days, other appropriate actions will be implemented (e.g., issuing fines, terminating the lease or revocable permit, etc.).

- If the potential violation is considered Class I but not posing imminent threat to the environment or the public, the ECO will issue an oral or verbal warning to the tenant and then provide a written warning letter requiring corrective action or an Action Plan to be submitted within 20 calendar days upon receipt of the letter. The Action Plan shall denote the tasks that the tenant is required to complete to come into compliance within reasonable timeframe.
  - If the tenant fails to take corrective action and is not able to provide an Action Plan within 20 calendar days, other appropriate actions will be implemented (e.g., issuing fines, terminating the lease or revocable permit, etc.).

- If the potential violation is considered Class I and posing an imminent threat to the environment or the public, the ECO will provide an oral/verbal warning and direct the responsible party to stop the activity relating the imminent threat immediately.

Additionally, the ECO will draft a letter that will require the tenant to correct action or submit an Action Plan to correct the violation within 14 calendar days upon receipt of the letter.

- If the tenant fails to take any corrective action and is not able to submit an Action Plan within 14 calendar days, the violation will be escalated to corresponding agencies and offices according to ERP. In addition, the ECO can also implement other appropriate actions such as termination of the lease or revocable permit.

DRAFT

Figure 5-1 HDOT Harbors Tenant Enforcement Action Flow Chart

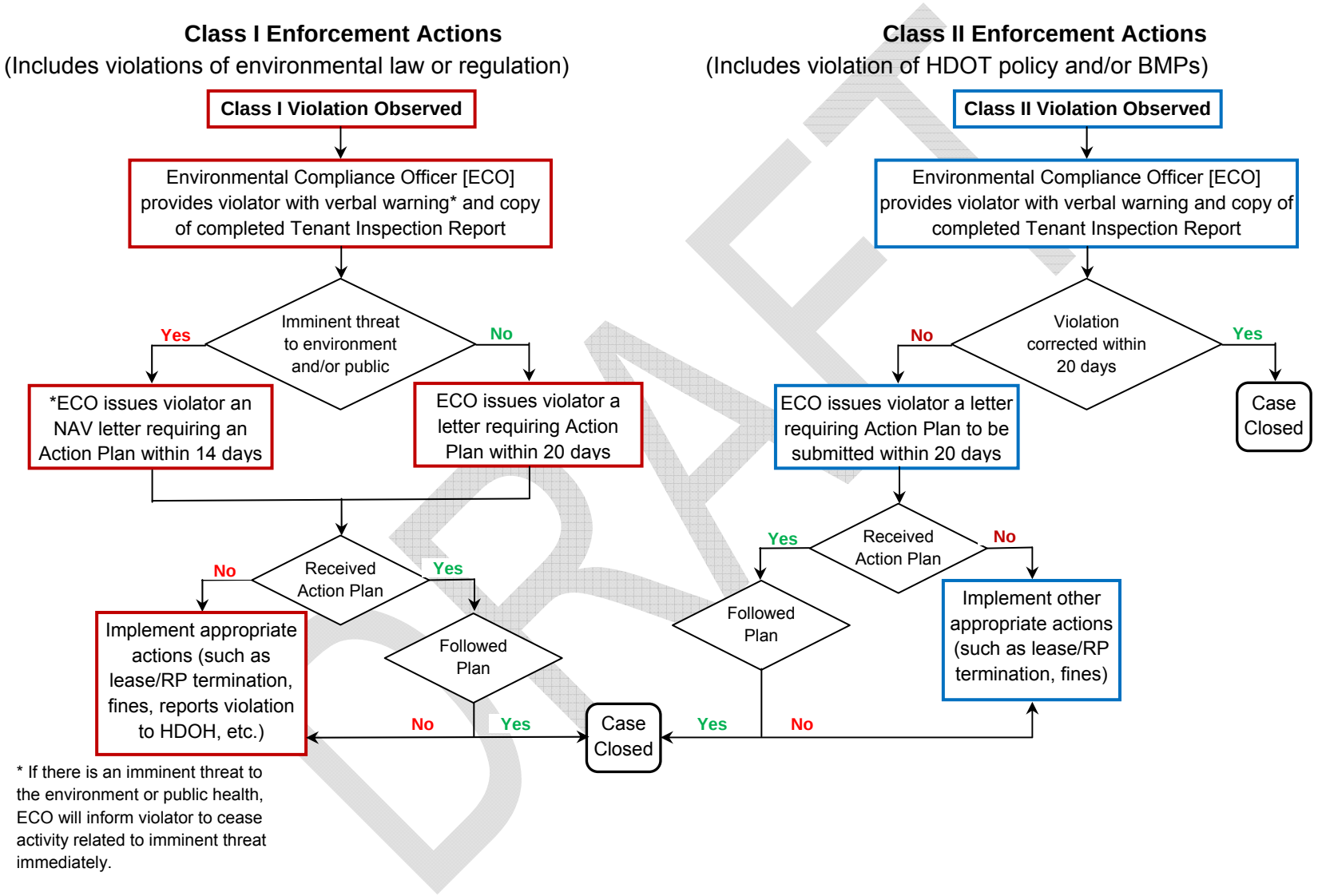

DRAFT

6.0 REFERENCES

Airports 2011, NPDES Inspection and Enforcement Manual: State of Hawaii Department of Transportation, Airport Division, Version 5.0, June 2011.

Caltrans 2003, *Storm Water Management Enforcement Guidance Manual*: State of California Department of Transportation, Division of Construction, CTSW-RT-03-110.31.30-1, December 2003.

CCH 2011, *Storm Water Best Management Practice Manual for Construction*: State of Hawaii, City and County of Honolulu, Department of Environmental Services, November 2011.

CCH 2012, *Storm Water Management Program Plan*: State of Hawaii, City and County of Honolulu, Department of Environmental Services, June 22, 2012.

EPA 1989, *Guidance for Developing Control Authority Enforcement Response Plans*: Office of Water Enforcement and Permits. September 1989.

EPA 2000, *Stormwater Phase II Final Rule*: United States Environmental Protection Agency, EPA 833-F-00-001, Fact Sheet 1.0 (revised December 2005), January 2000.

Harbors 2009, *Inspection and Enforcement Manual:* State of Hawaii Department of Transportation, Harbors Division, November 2009.

Harbors 2013, Construction Site Runoff Control Program: State of Hawaii Department of Transportation, Harbors Division, December 2013.

Harbors 2014, Enforcement Response Plan: State of Hawaii Department of Transportation, Harbors Division, January 2014.

NOAA 2005, *Managing Boat Wastes – A Guide for Hawaii Boaters:* National Oceanic and Atmospheric Administration, UH Sea Grant College Program and SOEST, Project #A/AS-1, under Institutional Grant No. NA050AR4171048, December 2005.

DRAFT

Attachment 1

HDOT Harbors Division Environmental Group Organizational Chart

DRAFT

State of Hawaii Department of Transportation, Harbors Division
Environmental Group Organizational Chart

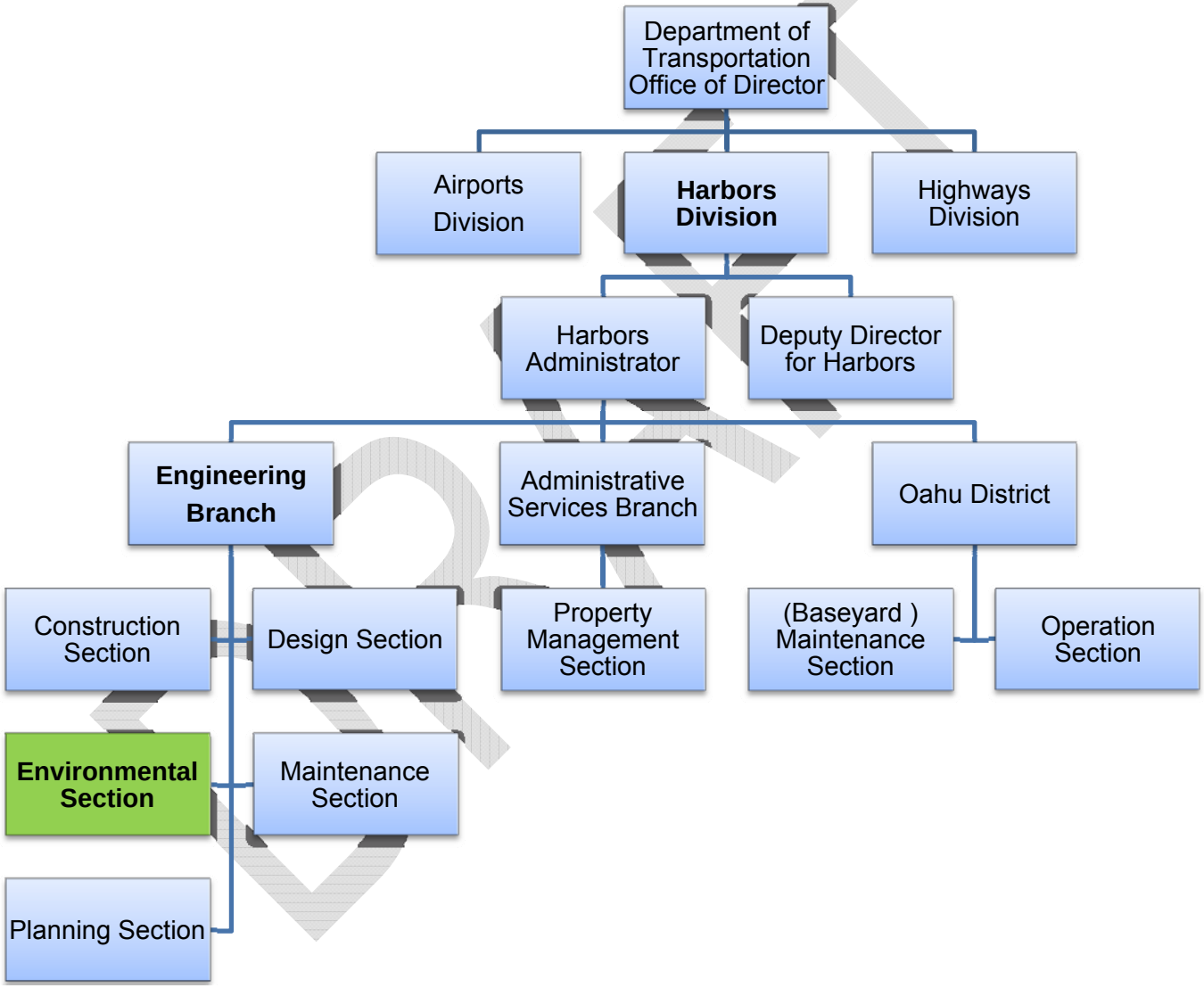

Attachment 2

HDOT Harbors Rules and Regulations and Examples of Tenant Lease Agreement and Revocable Permit

DRAFT

HARBORS RULES AND REGULATIONS FOR ENVIRONMENTAL COMPLIANCE

The Harbors environmental inspectors have been given enforcement actions that include verbal warnings, written citations, and potential tenant eviction.

Hawaii Revised Statutes Title 15 Chapter 266

HRS 266-2 describes the powers and duties of the State of Hawaii Department of Transportation Harbors Division. **HRS 266-3** establishes the Director of Transportation authority to establish and enforce rules to control and manage all commercial harbors and roadsteads, all commercial harbor improvements, and all vessels and shipping within the commercial harbors and roadsteads. The Harbors then relies on **HRS 266-24**, which permits the Director of Transportation the authority to designate persons to enforce Chapter 266 and all rules and orders issued pursuant thereto and of all other laws of the state.

Such officers, employee's agents, and representatives of Harbors have police powers to serve and execute warrants and arrest offenders, and the power to serve notices and orders. When arresting or issuing a citation to a purported violator of any provision of Chapter 266, the Director of Transportation's designee, hereinafter referred to as "enforcement officer" can issue a summons or citation (similar to a traffic ticket) warning or directing the violator to appear and answer the charge before a district judge, or take the purported violator without delay before a district judge.

Penalties for violating the provision of Chapter 266 or rules or orders issued pursuant to Chapter 266 are issued by the district court and includes a finding or guilty or not guilty verdict of a misdemeanor and a fine. Fines arising from environmental protection violations include reimbursing the HDOT for the entire amount of the HDOH or EPA fine under HRS **§266-28** and can include an additional amount of not more than $10,000 for each day of violation under HRS **§266-25**.

Hawaii Administrative Rules Title 19 Chapters 41 to 44

HDOT adopted these chapters to regulate operations at the state harbors. **Chapter 42-126 and 42-127** specifically apply to environmental regulation. These rules require that no litter be left within a state harbor, except in properly marked bins. In addition, oil, oily refuse, sludge, chemicals, or other hydrocarbons should only be deposited in designated collection points. Specifically, Chapter 42-127 can be applied to activities such as maintenance or washing that has the potential to generate pollutants to be discharged into state waters. Below is an excerpt from Chapter 42-127:

> *"No person shall place, throw, deposit, or discharge, or cause to be placed, thrown, deposited, or discharged into the waters of any harbor, river or shore waters of the State any litter, or other gaseous, liquid or solid materials which render the water unsightly, noxious or otherwise unwholesome so as to be detrimental to the public health and welfare or a navigational hazard. No person shall discharge oil sludge, oil refuse, fuel oil*

DRAFT

or molasses either directly or indirectly, or pump bilges or ballast tanks containing other than clean water into the waters of any harbor, river or into any shore waters in the State."

In addition, Chapter 42 contains language on storage, usage, and/or handling requirements for hazardous materials or other regulated potential pollutants or hazardous substances. These chapters detail specific environmental practices where enforcement is implemented through arrest or citation and presented before the district judge. The major components of Chapter 42, related to enforcement, inspection, safety, cleanliness, use of facilities, and construction, are summarized below.

Chapter 42-15 – Compliance with Federal, State, and County Laws, Ordinances and Rules

- Use of state harbors and harbors facilities is subject to compliance with all applicable federal, state, and county laws, ordinances, rules and regulations. Particular attention is directed to:
    - Rules of the United States Public Health Service and of the state department of health, relating to the use of rat guards and other measures to prevent rodents from leaving the vessel.
    - Rules of the state department of health pertaining to air and water pollution.
    - Rules of the fire department of each county.

Chapter 42-16 – Citation for Violation

- Citations issued, pursuant to HRS 266-24.1, to a commercial firm for violation of this part may be issued to any agent, officer, or manager of the firm.

Chapter 42-50 – <u>Inspection</u>

All small craft and smaller commercial vessels moored or berthed at a state-owned or controlled pier, wharf, quay, bulkhead, landing dolphin, anchorage, mooring, or other facilities located in the shore waters, navigable streams, harbors, ports, and roadsteads of the State shall be subject to inspection by the department or any peace officer of the State or its political subdivisions at any time where necessary and proper for the purpose of enforcing these rules.

Chapter 42-52 - Small Craft and Smaller Commercial Vessel Repairs, Reconstruction or Major Modification

- Minor repairs to small craft and smaller commercial vessels may be made at the assigned berth and shall be completed within thirty days.
- If repairs are estimated to, or actually do, require that the vessel be out of service for more than thirty days, prior approval shall be sought from the department to initiate or complete the repairs in the harbor.
- Prior approval shall be sought from the department for any repairs requiring the use of cranes, lifts, and any similar devices within the harbor.
- Repair, reconstruction or major modification that would interfere with the free flow of other vessels, pedestrian, or vehicle traffic shall only be accomplished in an area

DRAFT

designated by the department. Failure to seek approval as required by this section shall be grounds for the revocation of the use permit.

Chapter 42-103 Vessel Loaded with Explosives

- No vessel containing more than five hundred founds of Class A, one tone of Class B, and/or ten tons of Class C explosives (net explosive content) shall enter or be loaded in any harbor in the State except on prior written permission of the harbor master of the district concerned, or the director.
- No Class A explosives, as defined by the United States Coast Guard in its regulations in existence as of June 1, 1993, will be admitted in any harbor in quantities in excess of the limitations established by the USCG for the various harbors unless otherwise authorized by the director in writing. Other cargos may not be moved concurrently with Class A explosive cargo.

Chapter 42-104 Handing of Explosives

- All handling and loading or unloading of explosives shall be done in a safe and careful manner and shall be accordance with the federal regulations pertinent thereto in force at the time. Explosives shall be off-loaded prior to the off-loading of any other cargo.

Chapter 42-105 Hauling of Explosives

- All hauling of explosives away from or to the pier shall be done in a safe and careful manner and shall be in accordance with rules of the state department of labor and industrial relations.

Chapter 42-106 – Containers for Flammable Liquids

- No empty containers which have been used to hold flammable liquids shall be delivered onto any wharf or structure under control of the department unless the same are securely closed with metal screw plugs.
- Any such containers shall be delivered onto a wharf or structure only at such times as a carrier is prepared to take immediately delivery.

Chapter 42-107 – Nitrate of Soda, Nitrate of Ammonia, Sulfur, and Other Similar Materials

- No nitrate of soda, nitrate of ammonia, sulfur, or other similar material shall be stored or left upon any wharf for more than four hours unless packed in sound and non-leaking containers. Such material shall be under the continuous care of a competent guard satisfactory to the harbor master until removed.
- Masters, owners, or agents of vessels or consignees of cargoes of nitrate of soda, sulfur, or other similar materials during the process of loading, unloading, and removing such cargoes, must at all times keep the wharf swept clean and free of such materials.
- If loose nitrate of soda, sulfur, or other similar material is to be discharged onto or loaded from any wharf or structure at any harbor, it shall be placed directly into the carrier and immediately removed. A protective device approved by the harbor master shall be used

DRAFT

during the period of loading or unloading to prevent the material being handled from falling upon the wharf structure.

- During the process of handling nitrate of soda, sulfur, or other similar material on any wharf at any harbor under control of the department, it shall be obligatory on the part of the master, owners, or agents of a vessel to provide containers of not less than 50 gallons capacity filled with a solution of nitrate of soda and water at distances of not more than 50 feet apart, with suitable buckets placed alongside each container, for the purpose of fighting any fire which may occur in such cargo.

Chapter 42-108 – Dangerous Acids; Electric Storage Batteries

- Acids of a dangerous character such as sulfuric, muriatic, and nitric acids shall be removed from the wharf immediately upon discharge from any vessel and no such acid shall be put upon a wharf under control of the department for shipment until the carrier is ready to receive it. Prior permission of the harbor master shall be secured in the event it becomes necessary to handle such cargo at other times.
- Electric storage batteries containing electrolyte or corrosive battery fluid of non-spillable type, protected against short circuits and completely and securely boxed, shall be exempt from this provision.

Chapter 42-109 – Flammable Substances; Leaky Containers

- No gasoline, distillate, kerosene, benzene, naphtha, turpentine, paints, oils, or other flammable substances in leaky containers shall be delivered onto any wharf under control of the department for shipment.
- All such substances unloaded from any vessel in leaky containers shall be removed immediately.

Chapter 42-110 – Heating Combustibles on Vessels

- No combustible material such as pitch, tar resin, or oil shall be flame heated on board any vessel within the harbors or streams of the State without the permission of a harbor master.

Chapter 42-111 – Fumigation of Vessel

- No vessel shall be fumigated or smoked at any wharf under control of the department without the prior permission in writing from the director, the chief, or the harbor master.
- If fumigation is to be with cyanogen products or hydrocyanic acid gas in any form, however generated, the applicant or applicant's agent shall be in possession of a permit as required by HDOH rules and shall have a guard on duty so long as any danger exists, in order that no one, unless properly entitled to do so, be allowed to board such vessel.

Chapter 42-112 – Use of Fuel Burning Steam Generating Appliances

- All fuel burning steam generating appliances when used on any wharf under control of the department or on any scow, pile driver, or other vessel working alongside or near

DRAFT

any wharf under control of the department shall be equipped with spark arresters satisfactory to the harbor master.

- At the close of each day's work, all ashes, cinders, waste, or other deposits caused by such appliances upon any wharf shall be promptly removed and shall not be disposed of in or upon any waters of the harbor.

Chapter 42-113 – Repair, Manufacturing, Construction, or Maintenance Work on Wharf

- No person shall make any repair or do any kind of manufacturing, construction, or maintenance work on any wharf without the permission of the harbor master.

Chapter 42-114 – Smoking Prohibited

- Smoking is positively prohibited at all times within any cargo shed, or upon any wharf apron, and during the time cargo is being loaded, unloaded, or stored on any unshedded pier under control of the department, and no person shall enter into, stand in, or under, or pass through any such wharf or structure with a lighted pipe, cigar, cigarette, match, fire, or any flame of whatever nature, excepting only within those areas designated by the harbor master and plainly marked "Smoking Area."
- No smoking or lighting of a match or any other fire-creating device shall be permitted within 50 feet of any fueling operation.

Chapter 42-115 – Use of Explosives

- The use of explosives on land, on any wharf, or in a shed or other structure under control of the department, or in the water in the immediate vicinity of the same, without the written approval of the harbor master is strictly prohibited.

Chapter 42-116 – Keeping Wharf in Sanitary Condition and Clear of Fire Hazard

- Vessel owners, charterers, agents, or private terminal operators utilizing wharves and sheds under the control of the department for the handling of merchandise shall keep such wharves and sheds in a clean and sanitary condition, clear of materials which create a fire hazard and shall ensure that passageways and established fire lanes are not obstructed.

Chapter 42-117 – Standards of Cleanliness

- All vessels moored at a state-owned mooring or berthing facility shall be kept, at all times, in a condition of reasonable cleanliness and sanitation so as not to constitute a common nuisance or potential source of danger to public health.

Chapter 42-118 – Charges for Cleaning Wharves

- In cases where the department takes over the cleaning of wharves the charge therefore shall be assessed against the vessel which is responsible for the necessary of cleaning.

Chapter 42-119 – Identification of Mobile Equipment

DRAFT

- All mobile equipment used on any property under the control of the department in connection with the handling of cargo or shipping containers, such as folk lifts, cranes, tractors, and straddle trucks, shall be clearly identified as to the owner thereof.

Chapter 42-121 – Fowl, Animal, or Livestock

- No fowl, animal, or livestock of any kind shall be allowed to remain on any wharf under control of the department for a period longer than six hours without being properly fed and watered. After any fowl, animal, or livestock unloaded on a state wharf, it shall be removed from the same wharf within twenty-four hours.
- No shipment of such fowl, animal, or livestock subject to quarantine shall be unloaded on a state wharf by any shipping company or its agents unless first passed by the state department of agriculture or unless arrangement have been made of acceptance of quarantine. All such fowl, animal, or livestock requiring quarantine shall be removed from the wharf within eighteen hours.
- All expenses incurred in the care and maintenance of such fowl, animal, or livestock while on a state wharf shall be paid by the consignee thereof and shall constitute a lien upon the same until such charges are paid.

Chapter 42-122 – Private Use of State Harbor Property or Facilities; Business Activities; Signs

- No regular or extensive use of any state harbor property or facility for private gain or purpose shall be permitted without corresponding and reasonable benefits and returns to the public.
- No person shall engage in any business or commercial activity at any state harbor without the prior written approval of the department. Without limiting its generality, the term “engage in any business or commercial activity” as used in this section includes (1) solicitation, and (2) distribution of advertisement or circulars, intended for private gain or purpose.
- No person shall post or display any signs at any state harbor without the prior written approval of the department, except that approval will not be required for the posting or displaying of any sign on a vessel which relates solely to the sale of such vessel if the maximum dimension of such sign does not exceed three feet.

Chapter 42-123 – Placement of Goods and Equipment

- Any person handling goods or using equipment on a wharf or within a shed under control of the department or bringing goods whereon or therein for shipment, shall place, store, or stack such goods or equipment in such a way as not to be an impediment to the approaches to same nor an obstacle to the removal of other goods, not to cause damage to the shed or wharf.
- No goods shall be so placed as to restrict or prevent the use of mooring bitts, cleats, or any other device used for mooring purposes.
- No goods shall be so placed as to restrict or prevent the use of tracks, water connections, fire hydrants, gutters, liquid connections or drains, telephone or electric connections.

DRAFT

Chapter 42-124 – Closing of Wharves for Safety Reasons

- The harbor master may close the wharves or any portion thereof and regulate and control the use of the same whenever in the harbor master's opinion it is advisable to do so for reasons of safety, fire prevention, or probable interference with cargo handling or vessel operations.
- No person shall enter upon any wharf so closed without the permission of the harbor master.

Chapter 42-125 – Liability for Damage to or Loss of Merchandise and Cargo

- The department shall not be liable for any damage to or loss of merchandise or other property on any wharf under its control.
- It shall be the responsibility of shipping concerns or their agents to exert every effort to protect cargo from the effect of weather conditions while same is stored on state wharves. This responsibility shall include the proper closing of all openings such as outside doors and windows, and the placing of cargo on pallets or dunnage so that it will not be damaged by moisture from the shed floors. Unless the above precautions are taken and unless carelessness on the part of department employees can be shown, no claim for damaged cargo due to inclement weather shall be considered.

Chapter 42-126 – Littering or Polluting Land Areas Prohibited

- No person shall throw, place, leave, deposit, abandon, or cause or permit to be thrown, placed, left, deposited or abandoned any litter within a state harbor, except in receptacles designated by the department for the disposal of such materials. "Litter" as used in this section includes any and all types of debris and substances, whether liquid or solid, and materials such as garbage, refuse, rubbish, glass, cans, bottles, paper, wrappings, fish or animal carcasses or any other substances which render harbor lands or facilities unsightly, noxious or otherwise unwholesome to the detriment of the public health and welfare and effective and safe operation of the harbor.
- No person shall deposit oil, oily refuse, sludge, chemicals, or other hydrocarbons on state property except in specially designated collection points. These items may not be left in or near standard refuse containers or anywhere else on harbors property. Penalties, including but not limited to the revocation of mooring permits and the right to use the facilities, may be invoked.

Chapter 42-127 – Littering or Polluting of Water Prohibited

- No person shall place, throw, deposit, or discharge, or cause to be place, thrown, deposited, or discharges into the waters of any harbor, river or shore waters of the State any litter, or other gaseous, liquid or solid materials which render the water unsightly, noxious or otherwise unwholesome so as to be detrimental to the public health and welfare or a navigational hazard.

DRAFT

- No person shall discharge oil sludge, oil refuse, fuel oil, or molasses either directly or indirectly, or pump bilges or ballast tanks containing other than clean water into the waters of any harbor, river or into any shore waters in the State.

Chapter 42-128 – Disposal of Salvage of Derelict Craft

- When any owner, agent, or individual contemplates or plans the disposal or salvage of a derelict craft, vessel or other object of any size, type or description, by transporting across, within or on navigable waters, whether a part or whole craft or whether a floating or suspended object of any sort which might, if sunk, lost or abandoned in the harbors, channels or shore waters, become a hazard to navigation, to dredging or to other operation of state or federal government, or the public in those waters, that person shall obtain the written permission of the harbor master before taking such action.

Chapter 42-129 – Duty of Persons Who Lose, Drop, or Abandon Any Floating or Sinking Object

- Should any owner, operator, charter, agent, or individual, without permission of the harbor master, lose, sink, drop, or abandon any floating or sinking object in or on the navigable waters and shore waters of the State, that person shall immediately notify the harbor master and shall immediately take such action as is necessary for removal of the object.
- Upon failure on the part of the owner, operator, charterer, agent or individual to remove such object the department will take such actions through federal or commercial channels as are necessary for such removal and will charge all costs incurred by the department in effecting the necessary removal to the owner. The harbor master may require the posting of a bond to assure payment.

Chapter 42-130 – Approved Backflow Prevention Device Required for Water Supply System

- No person shall connect a vessel's water supply system, siphon or other water water-operated device, equipment or mechanism connected to the water supply system or operate any water-operated device, equipment or mechanism connected to the water supply system, unless an approved backflow prevention device has been installed at the faucet or other point of connection. An "approved backflow prevention device" means a backflow prevention device that meets the requirements contained in Standard 1001, American Society of Sanitary Engineers as it existed on June 1, 1993, or the Uniform Plumbing Code adopted by the International Association of Plumbing and Mechanical Officials.

Chapter 42-131 – Dumping of Materials at Sea

- When any owner, agent or individual contemplates the dumping of sinkable materials at sea by hauling across, within or on the navigable and/or shore waters of the State that person shall notify and obtain the permission of the department as specified in §19-42-161 and §19-42-162 prior to movement and shall not fail to perform any duty imposed thereby. All dumping at sea of sinkable objects or materials shall be done in the areas

DRAFT

designated by the Secretary of the Army for such disposal and in accordance with the Corps of Engineers requirements and applicable state agency requirements.

- The dumping of floating objects is strictly prohibited.

Chapter 42-132 – Waste Outlets; Permit Required

- Notwithstanding the issuance of a permit pursuant to §19-42-161, no person shall do any of the following within a state commercial harbor without first having obtained a permit from the HDOH (not applicable to vessels):
    - Discharge any wastes from shore into the waters of a state commercial harbor so as to reduce the quality of the water below the standards of water quality adopted for such waters by the HDOH.
    - Construct, install, modify, alter, or operate any treatment works or part thereof or any extension of addition thereto which discharges from shore into the waters of a state commercial harbor.
    - Construct or use new outlet for the discharge of any wastes from shore into the waters of a state commercial harbor.

Chapter 42-133 – Loading or Unloading Flammable Liquids

- Loading or unloading of flammable liquids shall be in strict accordance with applicable federal laws and regulations.

Chapter 42-134 – Appliances and Electrical Wiring

- All cooking or heating appliances or any other machinery, equipment, utensils, or apparatus which are used by small craft or smaller commercial vessels at a state commercial harbor and could be the cause of fire shall be so constructed, installed, wired, situated, maintained, and used so as not to constitute a potential fire hazard. The failure to conform to any statute, rule, regulation, standard, or ordinance affecting fire safety may be considered by the department in determining any violation of this section.
- Particular attention is directed to the applicable provisions of the state boating rules of the Department of Land and Natural Resources. In addition, the approval of any machinery, equipment, utensils, or apparatus by Underwriter' Laboratories, Factory Mutual System, Marine Testing Institute, Inc., or any other nationally recognized electrical testing agency, may be considered by the department in determining compliance with this section.
- All electrical equipment must be properly grounded.

Chapter 42-135 – Fire Extinguishing Equipment for Small Craft

- Any small craft utilizing the waters of the state commercial harbor shall be provided with approved fire extinguishers as prescribed in the applicable provisions of the state boating rules of the DLNR. The fire extinguishers shall at all times be maintained in good and serviceable condition for immediate and effective use an shall be mounted on wall brackets so located as to be readily accessible. In addition, if any person is living aboard any small craft or contrivance, which is not a visiting small craft temporarily using the

DRAFT

harbor, the small craft or contrivance shall be equipped with at least one approved hand portable fire extinguisher containing ten pounds of dry chemicals placed on each separate level or floor of habitable living space. Each extinguisher shall be mounted on a wall bracket so placed as to be readily accessible.

Chapter 42-136 – Fueling

- All fueling operations shall be done in compliance with the stricter of any applicable federal, state, or county rules. The fueling of vessels at a state commercial harbor where a marine fueling station has been established, or where authorized tank trucks or tank trailers are available shall be accomplished only at a station, or by tank trucks or tank trailers with a state permit. A permit shall be issued only if:
    - Proper application has been submitted;
    - Established fees have been paid to the department by the applicant;
    - There exists a comprehensive general liability insurance policy or policies, or a certificate of insurance in lieu thereof evidencing that a policy has been issued and is in force with a combined single limit of not less than $500,000. The specification of limits contained in this section shall not be construed in any way to be a limitation on the liability of the permittee for any injury or damage proximately caused by it. The insurance shall (A) be issued by an insurance company or surety company authorized to do business in the State; (B) name the State as an additional insured; (C) provide that the department shall be notified at least thirty (30) days prior to any termination, cancellation, or material change in its insurance coverage; (D) cover all injuries, losses, or damages arising from, growing out of, or caused by any acts or omissions of the permittee, its officers, agents, employees, invitees, or licensees, in connection with the permittee's use or occupancy of the premises; and (E) be maintained and kept in effect at the permittee's own expense throughout the life of the permit. The permittee shall submit evidence to the department of renewals of other actions to indicate that the insurance policy remains in effect as prescribed in this section.
- Prior to fueling a vessel at a state commercial harbor, the operator shall:
    - Securely moor the vessel;
    - Stop all engines, motors, fans, and devices which could provide sparks;
    - Extinguish all fires;
    - Close all ports, windows, doors, and hatches; and
    - Clear the area of people not directly involved with the operation of the vessel or servicing of the vessel.
- Persons fueling a vessel at a state commercial harbor shall:
    - Refrain from smoking, striking matches, or throwing switches; and
    - Keep the nozzle of the fuel hose, or fuel can in continuous contact with fuel tank opening to guard against static sparks.
- After fueling is completed, the following action shall be taken:
    - Close fill openings;
    - Wipe up all spilled fuel;

DRAFT

- Open all ports, windows, doors, and hatches;
- Permit vessel to ventilate for at least five minutes; and
- Check that there are no fuel fumes in the vessel's bilges or below deck spaces before starting machinery or lighting fires.

- Fueling a vessel from a fuel barge or tanker barge shall be allowed only when it is down in accordance with operational procedures approved by the USCG.

Chapter 42-137 – Fishing Prohibited

- Fishing, as defined in HRS 187A-1 is prohibited from all piers, wharves, and bulkhead walls in Kewalo Basin and Honolulu Harbor except Piers 5, 6, and 7; and all piers and wharves in Barbers Point Harbor. Casting of fishing lines beyond the shallow marginal reef and into the boat channel is prohibited from the Waikiki side of the Kewalo Basin entrance channel. Fishing with nets is prohibited in the basin and channel areas of Kewalo Basin, Barbers Point Harbor, and Honolulu Harbor except for the use of hand-held scoop nets for landing hooked fish at Piers 5, 6, and 7 in Honolulu Harbor and the shallow marginal reef at the Waikiki side of the Kewalo Basin entrance channel and as provided in these rules and HAR 188-34.

Chapter 42-138 – Lifesaving Equipment Required

- Any small craft and smaller commercial vessel utilizing the waters of a state commercial harbor shall be equipped with lifesaving equipment as required by and approved by the USCG. Wearable PFDs must be readily accessible and throwable devices must be immediately available for use
    - Boats 16 feet or over in length shall carry one Type I, II, or III (wearable) PFD for each person on board and one Type IV (throwable) PFD in each boat.
    - Boats less than 16 feet in length and all canoes and kayaks shall carry one Type I, II, III, or IV PFD for each person on board.

Chapter 42-139 – Fire Signal for Small Craft or Smaller Commercial Vessel in Harbor

- Five prolonged blasts on a vessel's whistle, horn or other sound producing device indicates (1) a fire on board small craft or smaller commercial vessel not under way or (2) a fire at any facility to which the small craft or smaller commercial vessel may be moored. The words "prolonged blasts" used in this section shall mean a blast from four to six seconds duration. The fire signal shall not be used for other purposes in any state harbor.

Chapter 42-140 – Liquor Prohibited on State Piers and Waterfront Properties without Permit

- No person shall consume any liquor as defined in HRS 281-1, on any state pier or waterfront property not under lease except by prior permission from the department for each occasion.

Chapter 42-141 – Responsibility for Vessel Gangplanks

DRAFT

- It shall be the responsibility of the vessel to provide a reliable and safe means of access and egress to and from the vessel and the pier for crew members, passengers, and visitors to the vessel.

Chapter 42-161 – Dredging, Filling, and Construction

- Any person, firm, or corporation desiring to perform any dredging, filling, or erecting of any construction within commercial harbors and entrance channels belonging to or controlled by the State, shall first obtain a permit therefore from the department.
- The application for any dredging, filling, or construction shall be in the form prescribed by the department, accompanied by maps and drawings which shall clearly show the location, scope, character, and details of the proposed work, and shall be further accompanies by a fee of $50 to cover costs of the necessary investigation. This fee is not refundable whether or not a permit is granted.

Chapter 42-162 – Jurisdiction of Other Agencies

- The United States Army Corps of Engineers, the State Department of Health, and the Department of Land and Natural Resources may have certain jurisdiction over navigable waters.
- The approval of these agencies shall also be secured before performing work within their jurisdictions. When directed, the applicant shall notify the USCG of such work for publication of a "Notice to Mariners."

Chapter 42-163 – Installation of Buoys

- Any person desiring to install mooring or anchorage buoys in any harbor under the jurisdiction of the department, shall apply to the department in writing for permission to install such buoys.
- Applications must be accompanied by comprehensive plans showing the exact proposed location of buoys and anchors, as well as plans and specifications of the type and size of buoy and anchoring equipment. The director may grant permission for the installation of moorings or buoys in any area under the department jurisdiction if, in the director's judgment, it is advisable and will not be a menace to or interfere with navigation. The right is reserved by the director to revoke any license or permission for installation at any time, if the director's opinion revocation is necessary or advisable. Upon revocation, the owner shall remove the moorings or buoys without delay.

Chapter 42-164 – Construction of Structures

- No buildings or structures of any nature shall be erected or constructed on state property, nor shall existing structures be modified, without obtaining the prior permission of the division and any other governmental agency as required by law. The division may require plans, specifications, and other pertinent data to accompany any request for construction or modification of state facilities. In General, approval shall be dependent on an agreement to return the property to its original state when vacating the property, if requested by the division.

DRAFT

Note: The majority of Chapter 42 deals with loading and unloading of hazardous materials and does not apply to storage of materials and waste that are used/stored at harbor tenant facilities or construction sites. In the case of improper use, manage, or storage of hazardous substances or wastes, Harbors will follow the terms and conditions contained in the tenant lease agreement or revocable permit, or construction contracts as stated below.

Enforcement Officers may issue penalties under HAR Title 19 for the following circumstances:

- A responsible party in violation of an environmental regulation, but where a Written Warning is not an effective tool.
- A responsible party in violation of a Harbors requirement, but not in violation of HDOH stormwater regulations.
- A transient vessel owner in violation of a Harbors requirement, BMP, or HDOH stormwater regulation, although not subject to a tenant lease agreement, revocable permit, construction contract.

DRAFT

Lease Agreement Addendum 1

Environmental Compliance - Lessee's Duties

ADDENDUM 1

ENVIRONMENTAL COMPLIANCE – LESSEE'S DUTIES

A. Definitions.

For purposes of this Lease, Lessee agrees and understands that the following terms shall have the following meanings:

"Environmental Laws" shall mean all federal, state and local laws of every nature including statutes, ordinances, rules, regulations, codes, notices, standards, directives of every kind, guidelines, permits, licenses, authorizations, approvals, interpretations of the foregoing by any court, legislative body, agency or official, judicial decisions, orders, rulings or judgments, or rules of common law which currently are in effect or which may come into effect through enactment, issuance, promulgation, adoption or otherwise, which in any way pertain to, relate to, or have any relevance to the environment, health or safety. These environmental laws include, but are not limited to, regulations and orders of the federal Environmental Protection Agency and of the State of Hawaii Department of Health.

"Hazardous Substance" shall mean and include any chemical, substance, organic or inorganic material, controlled substance, object, condition, waste, living organism, or combination thereof which is, may be, or has been determined by proper state or federal authority under any environmental law to be, hazardous to human health or safety or detrimental to the environment. This term shall include, but not be limited to, petroleum hydrocarbons, asbestos, radon, polychlorinated biphenyls (PCBs), methane, and other materials or substances that are regulated by state or federal authorities.

B. Lessee's Activities and Duties.

1. **Compliance with Environmental Laws.** Lessee agrees, at its sole expense and cost, to comply with all environmental laws that apply to the leased premises during the term of this lease, and Lessee's occupancy of, and activities on, the leased premises. This duty shall survive the expiration or termination of this lease which means that the Lessee's duty to comply with environmental laws shall include complying with all environmental laws, regulations and orders that may apply, or be determined to apply, to the occupancy and activities of the Lessee on the leased premises after the expiration or termination of this lease. Failure of the Lessee to comply with any environmental laws shall constitute a breach of this lease for which the Lessor shall be entitled, in its discretion, to terminate this lease and take any other action at law or in equity it deems appropriate. Lessee shall conform its operations with 49 CFR, Part 195 (Pipeline Safety), and shall install Time Domain Reflectivity (TDR) cable leak detection and monitoring equipment, which meet or exceed industry standards, adjacent to the fuel pipelines and related facilities, to provide an indication of any leak occurrence from any fuel pipeline or containment

device. In addition, the Lessee shall install a secondary containment wall/vaulting to prevent releases into the environment. The Lessee shall also develop, implement, and follow a written integrity management program that addresses the risks of each pipeline, and provides for periodic assessment of the integrity of each pipeline through internal inspection, pressure testing, or other equally effective assessment means, on a regular basis.

2. **Hazardous Substances.** Lessee shall not use, store, treat, dispose, discharge, release, generate, create, or otherwise handle any Hazardous Substance, or allow the same by any third person, on the leased premises (with the exception of the intended routine management of the petroleum products within the proposed pipeline) without first obtaining the written consent of the Lessor and complying with all environmental laws, including giving all required notices, reporting to, and obtaining permits from, all appropriate authorities, and complying with all provisions of this lease.

3. **Notice to Lessor.** Lessee shall keep Lessor fully informed at all times regarding all environmental law related matters affecting the Lessee or the leased premises. This duty shall include, without limited the foregoing duty, providing the Lessor with a current and complete list and accounting of all hazardous substances of every kind which are present on or about the leased premises and with evidence that the Lessee has in effect all required and appropriate permits, licenses, registrations, approvals and other consents that may be required of or by federal and state authorities under all environmental laws. This duty shall also include providing immediate written notice of any investigation, enforcement action, remediation, or other regulatory action, order of any type, or any legal action, initiated, issued, or any indication of an intent to do so, communicated in anyway to the Lessee by any federal or state authority, or individual, which relates in any way to any environmental law, or any hazardous substance, and the Lessee or the leased premises. As part of this written notice to the Lessor, the Lessee shall also immediately provide the Lessor with copies of all written communications from individuals, or state and federal authorities, including copies of all correspondence, claims, complaints, warnings, reports, technical data and any other documents received or obtained by the Lessee. At least thirty days prior to termination of this lease, or termination of the possession of the leased premises by Lessee, Lessee shall provide the Lessor with written evidence satisfactory to the Lessor that Lessee has fully complied with all environmental laws, including any orders issued by any governmental authority to the Lessee that relate to the leased premises.

4. **Notice to Authorities.** Lessee shall provide written notice to the Environmental Protection Agency and the State of Hawaii Department of Health at least sixty days prior to the termination of this lease, or sixty days prior to Lessee's termination of possession of the leased premises, whichever occurs first, that Lessee intends to vacate the leased premises and terminate its operations on those leased premises. Lessee shall allow the agents or representatives of said authorities access to the leased premises at any and all reasonable times for the purpose of inspecting the leased premises, and taking samples of any material for inspection or testing for compliance with any environmental laws. Lessee shall provide copies of said written notices to Lessor at the time said notices are provided to said authorities.

5. **Disposal/Removal.** Except for materials that are lawfully sold in the ordinary course of the Lessee's business, Lessee shall cause any hazardous substances to be removed from the leased premises for disposal, and to be transported from the leased premises solely by duly licensed hazardous substances transporters, to duly licensed facilities for final disposal as

required by all applicable environmental laws. Lessee shall provide Lessor with copies of documentary proof, including manifests, receipts, or bills of lading, which reflect that said hazardous substances have been properly removed and disposed of in accordance with all environmental laws.

6. **Environmental Investigations and Assessments**. The Lessee, at its sole cost and expense, shall cause to be conducted such investigations and assessments of the leased premises to determine the presence of any hazardous substance on, in, or under the leased premises as may be directed from time to time by the Lessor, in its sole discretion, or by any federal or state authority. The extent and number of any environmental investigations and assessments shall be determined by the Lessor or the federal or state authority directing said investigations and assessments to be conducted. Lessee shall retain a competent and qualified person or entity that is satisfactory to the Lessor or governmental authority, as the case may be, to conduct said investigations and assessments. Lessee shall direct said person or entity to provide the Lessor or governmental authority, if so requested, with testable portions of all samples of any soils, water, ground water, or other material that may be obtained for testing, and provide to the Lessor and the governmental authority written results of all tests on said samples upon completion of said testing.

7. **Remediation.** In the event that any hazardous substance is used, stored, treated, disposed on the premises, handled, discharged, released, or determined to be present on the leased premises, Lessee shall, at its sole expense and cost, remediate the leased premises of any hazardous substances, and dispose/remove said hazardous substance in accordance with paragraph 4. This duty to remediate includes strictly complying with all environmental laws and directives to the Lessee to remediate said hazardous substance from the Lessor. This duty to remediate shall include replacement of any materials, such as soils, so removed with material that is satisfactory to the Lessor and governmental authority, as the case may be. In the event Lessee does not remediate the leased premises to the same condition as it existed at the commencement of the lease, as determined by the Lessor, Lessee understands and agrees that Lessor may exercise its rights under the paragraph entitled Lessor's Right to Act, and until such time as the remediation is complete to the satisfaction of the Lessor, Lessee shall be liable for lease rent in the same manner and amount as if the lease had continued in effect during the period of remediation.

8. **Restoration and Surrender of Premises.** The Lessee hereby agrees to restore the leased premises, at its sole cost and expense, including the soil, water and structures on, in, or under the leased premises to the same condition as the premises existed at the commencement of this lease, fair wear and tear to the structures excepted. In the event Lessee does not restore the leased premises to the same condition as it existed at the commencement of the lease, as determined by the Lessor, Lessee understands and agrees that Lessor may exercise its rights under the paragraph entitled Lessor's Right to Act, and until such time as the restoration is complete to the satisfaction of the Lessor, Lessee shall be liable for lease rent in the same manner and amount as if the lease had continued in effect during the period of restoration.

9. **Lessor's Right to Act**. In the event Lessee fails for any reason to comply with any of its duties under this lease or under any environmental laws within the time set for doing so, or within a reasonable time as determined by the Lessor, Lessor shall have the right, but not the obligation, in its sole discretion, to perform those duties, or cause them to be performed. Lessee

hereby grants access to the leased premises at all reasonable hours to the Lessor, its agents, and anyone designated by the Lessor in order to perform said acts and duties. Any cost, expense, or liability of any type that may be incurred by the Lessor in performing said acts or duties shall be the sole responsibility of the Lessee, and Lessee hereby agrees to pay for those costs and expenses, and indemnify the Lessor for any liability incurred. This obligation shall extend to any costs and expenses incident to enforcement of Lessor's right to act, including litigation costs, attorneys fees, and the costs and fees for collection of said cost, expense or liability.

10. **Release and Indemnity**. Lessee hereby agrees to release the Lessor, its officers, agents, successors, and assigns from any liability of any kind, including, but not limited to, any liability for any damages, penalties, fines, judgments, or assessments that may be imposed or obtained by any person, agency, or governmental authority against the Lessee by reason of any hazardous substance that may be present by whatever means on, in or under the leased premises. The Lessee hereby agrees to indemnify, defend with counsel suitable to the Lessor, and hold harmless the Lessor from any liability that may arise in connection with, or by reason of, any occurrence involving any hazardous substance that may be alleged to be connected or related in any way with the leased premises, the Lessor's ownership of the premises, or this lease, including the presence of any hazardous substance on the leased premises.

11. **Surety/Performance Bond for Cleanup/Restoration**. At its sole cost and expense, Lessee shall provide the Lessor with a Bond, or other security satisfactory to Lessor, in the amount of $100,000.00 to assure removal of any hazardous substances, and the remediation and restoration of the leased premises during the term of, and at the conclusion of the lease so as to comply with the terms of this lease to the satisfaction of the Lessor, and in order to comply with environmental laws. Lessee shall provide written evidence that said Bond or security has been secured by the Lessee, which evidence shall indicate the term during which said Bond or other security shall irrevocably remain in effect.

12. **Insurance.** Effective at the commencement of this lease, Lessee shall obtain and keep in force a comprehensive liability and property damage policy of insurance issued by an insurer licensed to do business in the State of Hawaii, with limits of indemnity coverage no less than $1,000,000. Said policy of insurance shall provide coverage for personal injury or damage to property caused by hazardous substances or any occurrence that may constitute a violation of any environmental law by the Lessee. Said policy of insurance shall name the Lessor as an additional insured. Lessee shall provide proof of said insurance satisfactory to the Lessor which shall include, at a minimum, the coverage provided, and the term during which said policy shall be effective.

Excerpt from Standard Revocable Permit

Environmental Compliance - Permittee's Duties

26. SPECIAL TERMS AND CONDITIONS.

ENVIRONMENTAL COMPLIANCE – PERMITTEE'S DUTIES

A. Definitions.

For purposes of this Revocable Permit, Permittee agrees and understands that the following terms shall have the following meanings:

"Environmental Laws" shall mean all federal, state and local laws of every nature including statutes, ordinances, rules, regulations, codes, notices, standards, directives of every kind, guidelines, permits, licenses, authorizations, approvals, interpretations of the foregoing by any court, legislative body, agency or official, judicial decisions, orders, rulings or judgments, or rules of common law which currently are in effect or which may come into effect through enactment, issuance, promulgation, adoption or otherwise, which in any way pertain to, relate to, or have any relevance to the environment, health or safety. These environmental laws include, but are not limited to, regulations and orders of the federal Environmental Protection Agency and of the State of Hawaii Department of Health.

"Hazardous Substance" shall mean and include any chemical, substance, organic or inorganic material, controlled substance, object, condition, waste, living organism, or combination thereof which is, may be, or has been determined by proper state or federal authority under any environmental law to be, hazardous to human health or safety or detrimental to the environment. This term shall include, but not be limited to, petroleum hydrocarbons, asbestos, radon, polychlorinated biphenyls (PCBs), methane, and other materials or substances that are regulated by state or federal authorities.

B. Permittee's Activities and Duties.

1. **Compliance with Environmental Laws**. Permittee agrees, at its sole expense and cost, to comply with all environmental laws that apply to the premises during the term of this Revocable Permit, and Permittee's occupancy of, and activities on, the premises. This duty shall survive the expiration or termination of this Revocable Permit which means that the Permittee's duty to comply with environmental laws shall include complying with all environmental laws, regulations and orders that may apply, or be determined to apply, to the occupancy and activities of the Permittee on the premises after the expiration or termination of this Revocable Permit. Failure of the Permittee to comply with any environmental laws shall constitutes a breach of this Revocable Permit for which the State shall be entitled, in its discretion, to terminate this Revocable Permit and take any other action at law or in equity it deems appropriate.

2. **Hazardous Substances**. Permittee shall not use, store, treat, dispose, discharge, release, generate, create, or otherwise handle any Hazardous Substance, or allow the same by any third

person, on the premises without first obtaining the written consent of the State and complying with all environmental laws, including giving all required notices, reporting to, and obtaining permits from, all appropriate authorities, and complying with all provisions of this Revocable Permit.

3. Notice to the State. Permittee shall keep the State fully informed at all times regarding all Environmental law related matters affecting the Permittee or the premises. This duty shall include, without limit to the foregoing duty, providing the State with a current and complete list and accounting of all hazardous substances of every kind which are present on or about the premises and with evidence that the Permittee has in effect all required and appropriate permits, licenses, registrations, approvals and other consents that may be required of or by federal and state authorities under all environmental laws. This duty shall also include providing immediate written notice of any investigation, enforcement action, remediation or other regulatory action, order of any type, or any legal action, initiated, issued, or any indication of an intent to do so, communicated in anyway to the Permittee by any federal or state authority or individual which relates in any way to any environmental law or any hazardous substance and the Permittee or the premises. This written notice to the State shall include the Permittee immediately providing the State with copies of all written communications from individuals or state and federal authorities, including copies of all correspondence, claims, complaints, warnings, reports, technical data and any other documents received or obtained by the Permittee. At least thirty (30) days prior to termination of this Revocable Permit, or termination of the possession of the premises by Permittee, which ever shall first occur, Permittee shall provide the State with written evidence satisfactory to the State that Permittee has fully complied with all environmental laws, including any orders issued by any governmental authority to the Permittee that relate to the premises.

4. Notice to Authorities. Permittee shall provide written notice to the Environmental Protection Agency and the State of Hawaii Department of Health at least sixty (60) days prior to the termination of this Revocable Permit, or sixty (60) days prior to Permittee's termination of possession of the premises, whichever occurs first, the fact that Permittee intends to vacate the premises and terminate its operations on those premises. Permittee shall allow the agents or representatives of said authorities access to the premises at any and all reasonable times for the purpose of inspecting the premises and taking samples of any material for inspection or testing for compliance with any environmental laws. Permittee shall provide copies of said written notices to the State at the time said notices are provided to said authorities.

5. **Disposal/Removal**. Except for materials that are lawfully sold in the ordinary course of the Permittee's business and for which the Permittee has obtained all required authorizations from appropriate authorities including the prior written permission of the State to have said substance on the premises, Permittee shall cause any hazardous substances to be removed from the premises for disposal. This duty shall include the transportation of said hazardous substance from the premises solely by duly licensed hazardous substance transporters to duly licensed facilities for final disposal as required by all applicable environmental laws. Permittee shall provide the State with copies of documentary proof, including manifests, receipts or bills of lading, which reflect that said hazardous substances have been properly removed and disposed of in accordance with all environmental laws.

6. **Environmental Investigations and Assessments**. The Permittee, at its sole cost and expense, shall cause to be conducted such investigations and assessments of the premises to determine the presence of any hazardous substance on, in, or under the premises as may be directed from time to time by the State, in its sole discretion, or by any federal or state authority. The extent

and number of any environmental investigations and assessments shall be determined by the State or the federal or state authority directing said investigations and assessments to be conducted. Permittee shall retain a competent and qualified person or entity that is satisfactory to the State or governmental authority, as the case may be, to conduct said investigations and assessments. Permittee shall direct said person or entity to provide the State or governmental authority, if so requested, with testable portions of all samples of any soils, water, ground water or other material that may be obtained for testing and provide directly to the State and the governmental authority at the sole expense of the Permittee written results of all tests on said samples upon completion of said testing.

7. **Remediation**. In the event that any hazardous substance is used, stored, treated, disposed on the premises, handled, discharged, released, or determined to be present on the premises, or to have migrated from the premises, Permittee shall, at its sole expense and cost, remediate the premises, or any location off the premises to which it is determined that the hazardous substance has migrated, of any hazardous substances. Said duty to remediate includes the removal and disposal of said hazardous substances in accordance with paragraph 5. This duty to remediate includes strictly complying with all environmental laws and directives to remediate said hazardous substance issued from the State or any federal or State governmental authority charged with enforcing the Environmental laws. This duty to remediate shall include replacement of any materials, such as soils, removed with material that is satisfactory to the State and governmental authority, as the case may be.

8. **Restoration and Surrender of Premises**. The Permittee hereby agrees to restore the premises, at its sole cost and expense, including the soil, water and structures on, in, or under the premises, to the same condition as the premises existed at the commencement of this Revocable Permit, fair wear and tear to the structures excepted. In the event Permittee does not restore the premises to the same condition as it existed at the commencement of the Revocable Permit, as determined by the State, the Permittee understands and agrees that the State may exercise its rights under the paragraph entitled State's Right to Act, and until such time as the restoration is complete to the satisfaction of the State, Permittee shall be liable for Revocable Permit rent in the same manner and amount as if the Revocable Permit had continued in effect during the period of restoration.

9. **State's Right to Act**. In the event the Permittee fails for any reason to comply with any of its duties under this Revocable Permit or under any environmental laws within the time set for doing so, or within a reasonable time as determined by the State, the State shall have the right, but not the obligation, in its sole discretion, to perform those duties, or cause them to be performed. Permittee hereby grants access to the premises at all reasonable hours to the State, its agents and anyone designated by the State in order to perform said acts and duties. Any cost, expense or liability of any type that may be incurred by the State in performing said acts or duties shall be the sole responsibility of the Permittee and Permittee hereby agrees to pay for those costs and expenses and indemnify the State for any liability incurred. This obligation shall extend to any costs and expenses incident to enforcement of State's right to act, including litigation costs, attorneys fees and the costs and fees for collection of said cost, expense or liability.

10. Release and Indemnity. Permittee hereby agrees to release the State, its officers, agents, successors and assigns from any liability of any kind, including, but not limited to, any liability for any damages, penalties, fines, judgments or assessments that may be imposed or

obtained by any person, agency or governmental authority against the State and/or the Permittee by reason of any hazardous substance that may be present by whatever means on, in or under the premises. The Permittee hereby agrees to indemnify, defend with counsel suitable to the State, and hold harmless the State from any liability that may arise in connection with, or by reason of, any occurrence involving any hazardous substance that may be alleged to be connected or related in any way with the premises, the State's ownership of the premises, or this Revocable Permit, including the presence of any hazardous substance on the premises. Permittee understands and agrees that any assessments, fines or penalties that may be assessed against the Permittee or the State by reason of any environmental law violation concerning the premises shall be paid, complied with, and in every way satisfied by the Permittee and not the State.

11. Surety/Performance Bond for Cleanup/Restoration. At its sole cost and expense, Permittee shall provide the State with a Bond, or other security satisfactory to State, in the amount of **$ N/A** to assure removal of any hazardous substances and the remediation and restoration of the premises during the term of, and at the conclusion of the Revocable Permit so as to comply with the terms of this Revocable Permit to the satisfaction of the State and in order to comply with environmental laws. Permittee shall provide written evidence that said Bond or security has been secured by the Permittee which evidence shall indicate the term during which said Bond or other security shall irrevocably remain in effect.

12. **Insurance.** Effective at the commencement of this Revocable Permit, Permittee shall obtain and keep in force a comprehensive liability and property damage policy of insurance issued by an insurer licensed to do business in the State of Hawaii with limits of indemnity coverage no less than $500,000.00. Said policy of insurance shall provide coverage for personal injury and damage to property caused by hazardous substances or any occurrence that may constitute a violation of any environmental law by the Permittee or the State. Said policy of insurance shall name the State as an additional insured. Permittee shall provide proof of said insurance satisfactory to the State which shall include, at a minimum, the coverage provided and the term during which said policy shall be effective.

Attachment 3

Best Management Practices

DRAFT

Storm Water
BEST MANAGEMENT PRACTICES

Vehicle and Equipment Washing

Wash water from vehicle and equipment cleaning activities performed outdoors or in areas where wash water flows onto the ground can generate dry weather runoff contaminated with detergents, heavy metals, oils and greases, toxic substances, sediments, and other pollutants.

Releasing pollutants directly or indirectly into the storm drain system or the harbor by vehicle or equipment washing is a violation of the Harbor Municipal Separate Storm Sewer System (MS4) General Permit. Proper employee training, BMP implementation, and pollution prevention methods are required for compliance with the Harbor's Storm Water Management Plan (SWMP).

BMP Implementation

Primary Option: Off-site Washing

Facilities with small fleets should consider contracting with a commercial car wash. Commercial car wash facilities often recycle their water or are required to treat their wash water discharge prior to release into the sanitary sewer system. Pressure cleaning and steam cleaning should be done off-site to avoid generating runoff with high pollutant concentrations.

Secondary Option: On-Site Washing

NOTE: ON-SITE WASHING IS ALLOWED ONLY AFTER WASHING PROCEDURES ARE SUBMITTED TO THE HDOT HARBORS DIVISION FOR FORMAL APPROVAL

Vehicle and equipment washing should be conducted only in designated areas specifically designed to collect and hold generated wash and rinse water.

"For small jobs, berm the area surrounding the vehicle and use a wet/dry vacuum to capture the wash water for discharge to the sanitary sewer. For larger jobs, use a combination of berms and a vacuum truck, such as those used to clean storm and sanitary sewer systems, to capture and safely dispose of wash water. If detergents are used, clean the pavement to prevent this material from being carried to the storm drain during the next rainstorm." [1]

The contained wash water effluent should be recycled, discharged to the sanitary sewer system (permit may be required) or collected for off-site disposal at a permitted facility. Additionally, designated wash areas should be paved and contained using berms and a sump. Use hose nozzles with automatic shut off and bio-degradable soaps where appropriate. Inspect paved surfaces within the wash area and clean periodically to remove buildup of particulate matter or other pollutants. Vehicle maintenance, chemical storage, and other activities that could release pollutants are prohibited in washing areas. Train employees on proper cleaning, maintenance, and wash water disposal procedures. Documentation of this training should include a list of attendees, the date, the topic covered, and signatures of attendees.

[1] EPA Municipal Vehicle and Equipment Washing BMP Fact Sheet

The State Department of Transportation, Harbors Division has developed the Storm Water Management Plan (SWMP) in compliance with the National Pollutant Discharge Elimination System (NPDES) and the State of Hawaii Municipal Separate Storm Sewer System (MS4) General Permit requirements.

The SWMP is administered by the Environmental Section under the Engineering Branch.

Phone: 808-587-1962

Website: http://hidot.hawaii.gov/harbors/library/storm-water-management/



Storm Water
BEST MANAGEMENT PRACTICES

Vehicle and Equipment Fueling

Transfer and storage of bulk petroleum products (i.e. gasoline, diesel fuel, and motor oil) have the potential to pollute storm water run-off. Implementation of BMPs is required to prevent or reduce petroleum pollutants from entering the storm water drainage system. Both administrative controls, such as employee training and inspections, and structural controls, such as an automatic shut-off device and secondary containment, are necessary for an effective pollution prevention program.

BMP Implementation

Primary Option: Off-site Fueling

Utilize off-site commercial fueling facilities whenever feasible.

Secondary Option: On-Site Fueling

Vehicle fueling should be conducted only in designated areas specifically designed to contain spills and prevent contact with storm water.

- Avoid positioning upstream or adjacent storm drainage features.
- Utilize impervious surfaces and containment designed to prevent storm water run-on/off.
- Ensure spill kits are available (immediately clean up and properly dispose of used absorbent materials).
- Equip dispensing nozzles with automatic shut-off controls.
- Utilize drip pans if remote or mobile fueling is required.

Secondary containment must be provided for aboveground storage tanks if the facility's aggregate shell capacity of containers 55 gallons or greater exceeds 1,320 gallons.

- Containment required to be 110% of largest tank capacity.
- Containment required to have locking drain valve.
- Record containment inspections and uncontaminated rain water discharges.
- Develop Spill Prevention, Control, and Countermeasures (SPCC) Plan required per Federal/State regulations.

Periodic inspections should be performed of petroleum handling equipment and other structural controls. Train employees (document) on proper fueling and spill response responsibilities. Report all spills in accordance with the Hawaii Department of Health's (HDOH) Spill Reporting and Emergency Response requirements and document response actions.

EPA Website for SPCC Guidance
http://www.epa.gov/oem/content/spcc/

HDOH Spill Reporting and Emergency Response website:
http://hawaii.gov/health/environmental/hazard/spill.html

The State Department of Transportation, Harbors Division has developed the Storm Water Management Program (SWMP) in compliance with the National Pollutant Discharge Elimination System (NPDES) and the State of Hawaii Municipal Separate Storm Sewer System (MS4) General Permit requirements.

The SWMP is administered by the Environmental Section under the Engineering Branch.

Phone: 808-587-1962

Website:
http://hidot.hawaii.gov/harbors/library/storm-water-management/



Storm Water
BEST MANAGEMENT PRACTICES

Outdoor Material Storage

Responsible storage of chemicals, such as paints, solvents, and cleaners can significantly reduce polluted storm water runoff. Containerized products (such as bottles, cans, and drums) and bulk material must be handled properly in all stages of storage, use, and disposal. In many cases, businesses can implement simple housekeeping practices in order to store materials more effectively. Proper storage practices reduce the likelihood of accidental spills or releases of hazardous materials during storm events. In addition, health and safety conditions at the facility will improve.

BMP Implementation

Outdoor material storage should be placed only in designated areas specifically designed to contain spills and prevent contact with storm water. Store liquids in an area where containers cannot be knocked over and releases can be contained.

- Avoid positioning upstream or adjacent to storm drainage features.
- Place bagged materials on pallets and under cover.
- Utilize impervious surfaces and containment devices (e.g., dikes, curbs) to contain possible leaks and prevent storm water run-on/off.
- Store all containers under cover to protect from rain and sun.
- Close and secure any opened containers, and utilize drip pans for dispensing from containers.
- Cover stockpiles with plastic or comparable material when not in use or at the end of each day.
- Provide physical diversion to protect stockpiles from concentrated runoff.
- As necessary, place silt fence, fiber filtration tubes, or straw wattles around stockpiles.

Appropriate spill response procedures, including notification, initial response and follow-up actions, should be developed and posted.

- Keep a spill kit appropriate for the materials in a readily accessible location, stocked, and ready for use (re-stock after each use).
- Clean up spills immediately using absorbent material or containment booms for liquid spills. Immediately sweep up and properly dispose of used absorbent materials.
- Always use dry methods to clean spills (sweeping) and never hose down the spill area.

Periodic inspections should be performed to verify that the conditions of containers, secondary containment devices, and other structural controls are acceptable. Train employees (document) on proper storage, handling and spill response responsibilities. Report all spills in accordance with the Hawaii Department of Health Spill Reporting and Emergency Response requirements (http://hawaii.gov/health/environmental/hazard/spill.html).

The State Department of Transportation, Harbors Division has developed the Storm Water Management Plan (SWMP) in compliance with the National Pollutant Discharge Elimination System (NPDES) and the State of Hawaii Municipal Separate Storm Sewer System (MS4) General Permit requirements.

The SWMP is administered by the Environmental Section under the Engineering Branch.

Phone: 808-587-1962

Website: http://hidot.hawaii.gov/harbors/library/storm-water-management/

Storm Water
BEST MANAGEMENT PRACTICES

General BMPs for Businesses

The storm drainage system at our harbor facilities collects rainfall from storm events and releases it directly, without treatment, into the harbor. As rainfall travels over surfaces such as roofs, roads, and parking lots, it picks up oils, metals, fertilizers, pesticides, sediments, and other contaminants before entering the harbor. Storm water pollution degrades our waters and reduces the quality of natural habitats for fish and wildlife.

Implementing Best Management Practices (BMPs) and good housekeeping practices will help maintain water quality in the harbors.

BMP Implementation

Cleaning

- Use non-toxic substitutes for chemicals whenever possible.
- Control litter by sweeping and picking up trash regularly.
- Dry sweep floors, processing and storage areas, access roads, parking lots, and sidewalks. Do not wash down with a hose.
- Properly contain and dispose of mop water and sweepings.

Maintenance

- Inspect vehicles and equipment for leaks regularly.
- When draining fluids, use a drip pan and/or funnel to prevent spills.

Landscaping

- Whenever possible, use environmentally safe alternatives or low-toxicity chemicals.
- Use landscaping pesticides and fertilizers in the smallest amounts necessary and never apply immediately before or during rainfall.

Spill Response

- Keep a spill kit appropriate for materials in-use readily available and stocked. Re-stock when used.
- Clean up spills immediately to minimize safety hazards and prevent spills from reaching a storm drain inlet.
- Use absorbent materials to clean small spills rather than hosing down the area. Remove the absorbents promptly and dispose of properly.

Train employees (document) on proper storage, handling and spill response requirements. Report all spills in accordance with the Hawaii Department of Health (HDOH) Spill Reporting and Emergency Response requirements and document response actions.

HDOH Spill Reporting and Emergency Response website:
http://hawaii.gov/health/environmental/hazard/spill.html

The State Department of Transportation, Harbors Division has developed the Storm Water Management Plan (SWMP) in compliance with the National Pollutant Discharge Elimination System (NPDES) and the State of Hawaii Municipal Separate Storm Sewer System (MS4) General Permit requirements.

The SWMP is administered by the Environmental Section under the Engineering Branch.

Phone: 808-587-1962

Website:
http://hidot.hawaii.gov/harbors/library/storm-water-management/

Storm Water
BEST MANAGEMENT PRACTICES

Solid and Hazardous Waste Management

Maintenance activities can generate a variety of hazardous waste that cannot be disposed as routine trash, garbage or other solid waste. Hazardous waste and other regulated material and debris shall be disposed in the proper manner and in accordance with all applicable federal and state laws. Examples of hazardous wastes are:

- Waste oil, used or spent hydraulic fluid, and other petroleum-based fluids.
- Waste paint and paint debris (used brushes, rollers, chips, rags).
- Used or spent paint thinners and other industrial solvents.
- Rags and other cleaning materials that are contaminated with grease, oil, paint, thinners, or other industrial chemicals.
- Discarded electronic equipment (may contain lead or mercury).

Arrangements must be made with a licensed vendor to remove these items prepare the necessary documentation for disposal, and to remove them from the piers and adjacent state property. Do not discard hazardous wastes and other regulated debris in state provided dumpers or anywhere else on state property. All tenants must provide documentation to Harbors Division demonstrating that prior arrangements have been made for the proper disposal of all generated hazardous waste.

Note: The only Hazardous Materials allowed to be used and stored on state property are those needed in the course of your business, in accordance with the terms and conditions of your lease or revocable permit and, if required, after review and approval from Harbors Division.

BMP Implementation

Primary Option:

- Schedule general maintenance activities on a more frequent basis to eliminate the need for large-scale maintenance, the use of large amounts of hazardous materials, and the generation of large amounts of hazardous waste.
- Only use recyclable items for maintenance and routine operations to reduce solid waste generation. Recycle such items as batteries, petroleum-based liquids (e.g., engine oil, gear lube, hydraulic fluid), cardboard, rags, glass and plastic containers, newspaper, and electronic devices.

Secondary Options:

- Only use environmentally friendly materials for maintenance to reduce the need for regulated disposal.
- Reduce the inventory of hazardous materials stored on site to avoid regulated disposal due to shelf-life expiration. **REMEMBER – If you do not need it, do not store it!**

The State Department of Transportation, Harbors Division has developed the Storm Water Management Plan (SWMP) in compliance with the National Pollutant Discharge Elimination System (NPDES).

The SWMP is administered by the Environmental Section under the Engineering Branch.

Phone: 808-587-1962

Website: http://hidot.hawaii.gov/harbors/library/storm-water-management/



Storm Water
BEST MANAGEMENT PRACTICES

Material Delivery and Handling

Responsible management of material delivery and handling can significantly reduce pollution to storm water runoff. Bulk and containerized products (such as bottles, cans, and drums) must be handled properly in all stages of delivery, use and storage. Proper delivery and handling practices reduce the likelihood of accidental spills or releases of hazardous materials during storm events. Proper practices will also improve health and safety conditions at the facility.

BMP Implementation

Material delivery and handling should take place only in designated areas situated near warehouse entrances and staging/storage areas and distant from site drainage inlets and watercourses. The best locations for deliveries are where risks of accidents are reduced and any releases can be contained.

- Maintain accurate and up-to-date records of materials delivered and stored on-site.
- Minimize on-site inventory and handling of hazardous materials.
- Stage containers on pallets, under cover, and, when possible, in secondary containment.

Employees with emergency spill cleanup training should be present during unloading of dangerous materials or liquid chemicals. Appropriate spill response procedures should be developed and posted. Additionally:

- Keep a spill kit appropriate for the received materials readily available, stocked, and ready for use (re-stock after each use).
- Clean up spills immediately using absorbent material or containment booms for liquid spills. Immediately sweep up and properly dispose of used absorbent materials.
- Always use dry methods to clean spills (sweeping) and never hose down the spill area.

Periodic inspections should be performed to verify that the conditions of containers, stockpiles, secondary containment devices, and other structural controls are acceptable. Train employees (document) on proper material delivery, handling and spill response requirements. Report all spills in accordance with the Hawaii Department of Health's (HDOH) Spill Reporting and Emergency Response requirements and document response actions.

HDOH Spill Reporting and Emergency Response website:
http://hawaii.gov/health/environmental/hazard/spill.html

The State Department of Transportation, Harbors Division has developed the Storm Water Management Plan (SWMP) in compliance with the National Pollutant Discharge Elimination System (NPDES) and the State of Hawaii Municipal Separate Storm Sewer System (MS4) General Permit requirements.

The SWMP is administered by the Environmental Section under the Engineering Branch.

Phone: 808-587-1962

Website:
http://hidot.hawaii.gov/harbors/library/storm-water-management/

Storm Water
BEST MANAGEMENT PRACTICES

Building and Remodeling

The storm drainage system at our harbor facilities collects rainfall from storm events and releases it directly, without treatment, into the harbor. Sediment is the pollutant of most concern during construction due to the removal of soil cover. Heavy metals and nutrients attach to soil particles that, if allowed to reach the storm drain, degrade water quality. Other items of concern include paints, thinners, mortars and construction rubble/debris.

Implementing Best Management Practices (BMPs) and good housekeeping practices will help maintain water quality in the harbor.

NOTE: SUBMITTAL OF BUILDING OR REMODELING PLANS TO THE HDOT HARBORS DIVISION FOR FORMAL APPROVAL IS REQUIRED

BMP Implementation

Soil Erosion and Sedimentation

- Minimize removal of existing vegetation.
- Reduce traffic on disturbed soils and divert runoff around them.
- Re-vegetate as soon as possible using native seed mix and mulch.
- Frequently sweep soil back from streets and sidewalks.
- Dry sweep paved surfaces rather than hosing down or using blowers.
- Use sediment control devices, including silt fences, inlet protection, diversion ditches, and swales to minimize off-site migration of soil.

Housekeeping During Work

- Properly store and dispose of materials such as paints and solvents.
- Properly contain and dispose of mop water, sweepings, and sediments.
- Use non-toxic substitutes for chemicals when possible.
- Inspect vehicles and equipment for leaks regularly and fix problems as soon as possible.
- Keep a spill kit of absorbent material, such as kitty litter or sand, and safety equipment, such as safety glasses and gloves, in case a spill does occur. Never hose down an area to clean up after a spill.
- Control litter by sweeping and picking up trash on a regular basis.
- Cover dumpsters and replace leaking ones.

Train employees (document) on proper materials storage, handling and spill response responsibilities. Report all spills in accordance with the Hawaii Department of Health's (HDOH) Spill Reporting and Emergency Response requirements found at the link below and document response actions.
http://hawaii.gov/health/environmental/hazard/spill.html

The State Department of Transportation, Harbors Division has developed the Storm Water Management Plan (SWMP) in compliance with the National Pollutant Discharge Elimination System (NPDES) and the State of Hawaii Municipal Separate Storm Sewer System (MS4) General Permit requirements.

The SWMP is administered by the Environmental Section under the Engineering Branch.

Phone: 808-587-1962

Website:
http://hidot.hawaii.gov/harbors/library/storm-water-management/

Controlling Vessel Discharges
BEST MANAGEMENT PRACTICES

Vessel Maintenance Activities

Debris from vessel maintenance activities performed over unprotected water can result in detergents, heavy metals, oils and greases, toxic substances, sediments, and other pollutants that fall directly into Harbors water.

Releasing pollutants directly or indirectly into the harbor during hull maintenance activities is a violation of the Clean Water Act. Proper employee training, BMP implementation, and pollution prevention methods are required for compliance with the Clean Water Act and to protect waters under Harbors jurisdiction. Maintenance activities include:

- Painting
- Grinding and Chipping
- Using chemicals for rust and paint removal
- Washing exterior surfaces (with or without chemicals)
- Engine repair

BMP Implementation

Primary Option: Perform vessel maintenance activities while vessel is in dry dock, slipway or haul-out facility, or outside of waters under the jurisdiction of Harbors Division.

Secondary Options:

- Use anti-foulant paints with less toxic ingredients.
- Never use anti-foulant paint containing Tributyltin (TBT). Anti-foulant paints and other compounds containing TBT are prohibited for use throughout the United States.
- Install a tarpaulin or other containment device underneath all painting, grinding, or chipping activities. Properly dispose of all captured debris removed from hull.
- Never use chemicals such as Naval Jelly (Phosphoric Acid) for rust or paint removal while vessel is still afloat.
- Never use any compounds that contain Tetrachloroethylene (TCE) for hull maintenance.
- Maintain the hull and all exterior surfaces more frequently to prevent the build-up of rust, marine growth, and aquatic nuisance species (invasive species).
- Wash exterior surfaces with fresh water only. Contain all wash water and properly dispose in a shore-based sanitary sewer. Low pressure (<100psi) washing only. Never use detergents or other chemicals while washing.
- Cleaning with dry methods (sweeping, vacuuming, or damp mopping) is preferred.

*The EPA has issued a draft **Small Vessel General Permit**. If finalized, it would authorize discharges incidental to the normal operation of **non-military and non-recreational vessels less than 79 feet in length and commercial fishing vessels**. The draft permit specifies best management practices for several broad discharge management categories including **fuel management, engine and oil control, solid and liquid maintenance, gray water management, fish hold effluent management, and ballast water management**.*

Implementation Date: ***December 18, 2013***

Here is the website for more info: *http://cfpub.epa.gov/npdes/vessels/vgpermit.cfm*

Storm Water
BEST MANAGEMENT PRACTICES

Building Power Washing

Building power washing, using a high-pressure water system, generates wash water (wastewater), which could contain contaminants (such as detergents, oils, dirt, greases, paint chips, metals, and grime). The discharge of these contaminants into a storm drain is considered an "Illicit Discharge." No wastewater should be discharged into storm drains.

Detergents, even biodegradable ones, can be poisonous to fish. Phosphates, an ingredient in some detergents, are plant nutrients that can cause excessive growth of nuisance plants in the water. Building power washing also removes debris that, if discharged, can clog storm drain inlets and grates and reduce or even prevent storm water drainage to the collection system.

Note: Building power washing, without proper containment and prior written consent from HDOT Harbors Division, is prohibited. It is also NOT acceptable to let wastewater from washing sit in areas such as parking lots, driveways, or walkway to evaporate, because contaminants can accumulate and flow into storm drains or state waters during the next rainfall event.

BMP Implementation

Primary Option:

- Apply dry wash methods (e.g., wiping with wet rags, wet mopping) that do not generate wastewater or cause wastewater to flow freely to the ground. Rinse water must be disposed of properly (e.g., into the sanitary sewer).

Secondary Option:

- Power washing with a (portable) containment system to completely contain and capture the wastewater. The system must be adequately designed to prevent water from entering a storm drain or from running off-site. A containment pad, berms, and pump system can be used to capture wastewater and divert it to a holding tank for proper disposal (see below).

Other Things To-Be-Considered:

- Building power washing is allowed only after the BMPs are approved in writing by HDOT Harbors Division.
- When power washing old paint off a building, the wastewater will contain paint chips that need to be collected, evaluated, and disposed of properly. Old paint stripped off commercial buildings may contain heavy metals (such as Pb, Cr, Cd, or Hg), and may need to be disposed of as a hazardous waste.
- Options for wastewater disposal include: (1) obtaining permission to direct the wastewater to the City's publicly owned treatment works [POTW] through a sanitary sewer on-site; (2) collecting the wastewater from the site and arranging for disposal at a POTW or industrial waste disposal facility.

The State Department of Transportation, Harbors Division has developed the Storm Water Management Plan (SWMP) in compliance with the National Pollutant Discharge Elimination System (NPDES) Permit.

The SWMP is administered by the Environmental Section under the Engineering Branch.

Phone: 808-587-1962

Website: http://hidot.hawaii.gov/harbors/library/storm-water-management/



Storm Water
BEST MANAGEMENT PRACTICES

Sidewalk and Walkway Power Washing

Unpainted concrete sidewalk/walkway power washing, using a high-pressure water system, generates wash water, which could contain contaminants (such as oils, dirt, greases, and grime). Power washing also removes debris that, if discharged, can clog storm drain inlets and grates and reduce or even prevent storm water drainage to the storm conveyance system. Therefore, wash water from sidewalk/walkway power washing must be properly handled.

Note: Before wash water enters storm conveyance system, the discharger must use appropriate Best Management Practices [BMPs] to reduce pollution associated with non-storm water discharges, to the Maximum Extent Practicable [MEP]. The discharger is responsible for complying with HDOT, City, State, and Federal rules and regulations.

BMP Implementation

Recommended Washing Procedure:

- Sweep and/or clean the surface of any visible pollutants and dispose of the collected material in trash containers. Clean surface oil with rags or absorbents. If using granular material (e.g., cat litter), thoroughly sweep and properly dispose of before washing.
- After visible pollutants are removed, use water ONLY to clean the area (i.e., no soap, acids, or other additives). Generated wash water should be properly drained or disposed of (e.g., directed to landscape or permeable areas within the premises, filtered through geotextile filter at the drain inlet then discharged into the storm drain).
- If any visible pollutants remain in the residual wash water, collect all water and pump into the City's publicly owned treatment works [POTW] through a sanitary sewer on-site. Approval by the City is required.

Other Things To-Be-Considered:

- If there is no storm drain system nearby and discharge on a paved lot or street will create a nuisance or hazardous condition, the effluent may be disposed of at a POTW or industrial waste disposal facility.
- Discharge to a POTW requires approval by the City.
- If sidewalk/walkway is painted and power washing has the potential to remove the paint, please refer to the **Building Power Washing BMP** flyer.

The State Department of Transportation, Harbors Division has developed the Storm Water Management Plan (SWMP) in compliance with the National Pollutant Discharge Elimination System (NPDES) Permit.

The SWMP is administered by the Environmental Section under the Engineering Branch.

Phone: 808-587-1962

Website: http://hidot.hawaii.gov/harbors/library/storm-water-management/



Attachment 4

Environmental Compliance, BMP, and P2 Inspection Checklist for Tenants

DRAFT

State of Hawaii Department of Transportation Harbors Division
Environmental Compliance, BMP, and P2 Inspection Checklist for Tenant

Harbor: _____ Date/Time: _____
Inspector(s): _____ Weather Conditions: _____

Type of Inspection: ☐ Regular Inspection ☐ Follow-up Inspection ☐ Final Inspection
☐ New Tenant Inspection - Date of Occupancy:

Tenant Business Name: _____
Tenant Permit(s): _____
Facility Location: _____
Facility Mailing Address: _____
Tenant Representative: _____
Phone Number: _____ Mobile Number: _____
Fax Number: _____ E-mail Address: _____
EPA ID No. (if any): IWDP No. (if any):

Facility Description:

Site Drainage Description (including stenciling):

Any illicit discharge into Harbors storm water drainage system? ☐ Yes ☐ No ☐ N/A
If "Yes", please describe here:

Related Risk Ranking Criterion:

Operations:

- ☐ Vessel Maintenance
- ☐ Vessel Fueling
- ☐ Vehicle/Equipment Maintenance
- ☐ Petroleum Product Storage
- ☐ Hazardous Material Storage
- ☐ Waste Handling
- ☐ Vessel Washing
- ☐ Vehicle/Equipment Fueling
- ☐ Vehicle/Equipment Washing
- ☐ Material Storage
- ☐ Material Handling
- ☐ Building Maintenance

NPDES Compliance ☐ Yes ☐ No ☐ N/A If "Yes", please complete this section
NPDES Permit Number: _____ Expiration Date: _____
DMR Compliance: ☐ Yes ☐ No ☐ N/A Last round of sampling:
SPCC Compliance: ☐ Yes ☐ No ☐ N/A

- The facility maintains records of monitoring data for a minimum of five years? ☐ Yes ☐ No ☐ N/A
- The facility has a SWMP and/or SWPCP? ☐ Yes ☐ No ☐ N/A
- The facility has filed a Discharge/Connection Permit with Harbors? ☐ Yes ☐ No ☐ N/A
- Discharge points exhibit unusual characteristics (e.g., sheen, color) ☐ Yes ☐ No ☐ N/A

Material Inventory:

No.	Inspection Item	Yes	No	N/A	Remarks
	Storage				
1	**SPCC Compliance**: Facility with an aggregate shell capacity of 1,320 gallons or more of petroleum products.				
2	**AST Containment**: ASTs are situated over an impervious surface, have adequate secondary containment and integrity protection, and containment drain valves are kept locked.				
3	**AST Overflow Protection**: Bulk product ASTs are equipped with overflow protection alarms or automatic shutdown pumps.				
4	**AST Malfunction**: Visible piping, tanks, and hoses in good condition (e.g., no exhibit signs of leakage, wear, or malfunction).				
5	**Oily Equipment**: Oily or leaking equipment is stored under cover or with drip pans. Drip pans are emptied or replaced as needed.				
6	**Storm Water Management**: Storm water accumulation in secondary containment is minimized, managed, disposed correctly, and logged.				
7	**Salvaged Equipment/Vehicle**: Fluids and batteries are removed from salvaged equipment/vehicle before storage.				
8	**Outdoor Material Storage**: Outdoor storage areas have coverings that prevent contact of these items with storm water. Materials are kept above the ground higher than the level of runoff.				
9	**Labeling**: Containers are properly labeled.				
10	**Compatibility**: Containers are stored in an organized manner, compatible with other stored materials, labeled correctly, and not stored past allowable holding times.				
11	**EPCRA**: The facility is required to report chemical inventory (Tier II) and/or Toxic Release Inventory (TRI) report.				
	Fueling				
12	**Fueling BMPs**: Fueling area engineering controls and BMPs are effective in preventing storm water run on/off.				
13	**Fueling Inspections**: Equipment in fueling areas is in good condition (e.g., do not exhibit signs of leakage, wear, or malfunction). An inspection log is available for inspection.				
	Washing				
14	**Vessel/Vehicle/Equipment Washing**: Vehicle or equipment washing is conducted with approval from HDOT Harbors.				
15	**Hand Washing**: Hand or dish washing is conducted over a sink that is plumbed to sanitary sewer or is disposed of appropriately.				
	Vessel/Vehicle/Equipment Maintenance				
16	**Vehicle/Equipment Maintenance Area**: Maintenance is conducted in a designated area, preferably covered.				
17	**Preventive Maintenance**: Preventive maintenance is performed on vehicles and equipment to prevent leaks. Vehicle and equipment are monitored periodically for leaks and drip pans are used.				
18	**Maintenance Logs**: Records are kept.				
19	**Parts Washer**: Parts washer fluid is disposed appropriately with an authorized disposal contractor.				
	Material Handling				
20	**Material Handling Area**: Loading areas are free of unattended stains or pavement degradation that would indicate poor material handling practices.				
	Spill Response				
21	**Spills and Stains** are cleaned thoroughly.				
22	**Spills Kits** are kept in all high risk areas and are refilled as needed.				
23	**Spill Recording**: Records are kept of spills and releases in the SWPCP or SPCC Spill and Discharge Log.				
24	**Harbors Environmental Hotline**: Emergency storm water contact numbers have been posted on site.				

No.	Inspection Item	Yes	No	N/A	Remarks
	Building Maintenance & Housekeeping				
25	**Sweeping**: Trash, debris, and dirt are swept up regularly.				
26	**Deck/Floor Washing**: Dry sweeping or mopping is conducted instead of spraying/hosing down.				
27	**Sumps and OWS Maintenance**: Structural controls such as containment sumps or OWSs are emptied and serviced regularly.				
28	**Cleanliness**: All work areas and storage areas are neat and clean.				
	Waste Handling				
30	**Trash Bins**: Trash bins are kept closed when not in use and are not overflowing.				
31	**Used Batteries**: Spent lead acid batteries are protected from contact with stormwater runoff and placed in secondary containment while awaiting disposal. Batteries are disposed in a timely manner.				
32	**EPA Generators**: Wastes are disposed properly, records are kept and hazardous waste generator status is known. Facility has an Environmental Protection Agency (EPA) hazardous waste generator identification number and follows appropriate regulations/requirements (CESQG, SQG, LQG).				
33	**Hazardous Waste Containment**: Hazardous waste and used oil storage areas have impermeable surfaces, adequate secondary containment, and integrity protection.				
34	**Chemical Toilets** are cleaned by contractors in a manner that does not allow chemicals (i.e. blue liquid) to enter the Harbor.				
	Training				
35	**HDOT Harbors Annual Training**: A representative has attended the most recent HDOT Harbors Storm Water Awareness Training.				If "No", the latest training attended:
36	**Material Handling Training**: Records of training are available for employees involved in material handling (e.g. forklift operators).				Most recent training date:
37	**Container Storage Training**: Records of training are available for employees involved in inspection of ASTs or chemical storage areas.				Most recent training date:
38	**Fueling Training**: Records of training are available for employees involved in large scale vehicle and equipment fueling.				Most recent training date:
39	**Hazardous Waste Training**: Records of training are available for employees involved hazardous/universal waste handling/disposal activities.				Most recent training date:
	General Observed BMPs				
40	General Housekeeping ☐ Excellent ☐ Good ☐ Average ☐ Fair ☐ Poor or Unacceptable				
41	Recordkeeping ☐ Excellent ☐ Good ☐ Average ☐ Fair ☐ Poor or Unacceptable ☐ Not Applicable				
42	All personnel are well-trained ☐ Excellent ☐ Good ☐ Average ☐ Fair ☐ Poor or Unacceptable				
43	Need follow-up inspection ☐ Yes ☐ No				

		Tenant Risk Ranking Criteria	Score
1	**Vessel Maintenance and Repair**		
	0	Neither maintenance nor repair activities are conducted on-site.	
	1	Maintenance and repair activities on any size vessel are conducted entirely indoors (with proper dust control BMPs), with no or minimal potential for discharge of pollutants.	
	2	Minor maintenance and repair (30 day or less duration) for small vessels is conducted in their berth (with proper dust control BMPs) with minimal potential for discharge of pollutants.	
	3	Maintenance and repair activities on large vessels are conducted outdoors and out of the water (with proper dust control BMPs), with minimal potential for discharge of pollutants.	
	4	Major maintenance and repair activities on any size vessel are conducted in a partially confined or unconfined area with moderate potential for discharge of pollutants.	
	5	Maintenance and repair activities on any size vessel are conducted in an unconfined area or in an area with significant potential for discharge of pollutants. (**Automatic trigger to high risk designation**)	
2	**Vessel Fueling**		
	0	No fuel transfer activities are conducted on-site.	
	1	Fueling of small vessel is conducted by a fueling company with proper spill containment and diversion.	
	2	Fueling of small vessel is conducted with spill containment and diversion.	
	3	Fueling of large vessel is conducted in designated area with spill containment and diversion.	
	4	Fueling of small vessel is conducted in areas WITHOUT spill containment and diversion.	
	5	Fueling of large vessels is conducted in areas WITHOUT spill containment or diversion. (**Automatic trigger to high risk designation**)	
3	**Vessel Rinsing**		
	0	No vessel rinsing is conducted on-site.	
	1	Vessel rinsing is conducted in an area designed to contain wash water and debris, with no or minimal potential discharge of pollutants.	
	2	Vessel rinsing is conducted in an uncontained area with no direct connection to Harbors stormwater drainage system, or having a minimal potential for discharge of pollutants.	
	3	Vessel rinsing is conducted in an uncontained area with no direct connection to Harbors storm drainage system, but having a moderate potential for discharge of pollutants.	
	4	Vessel rinsing is conducted in an uncontained area directly connected to Harbors storm drainage system, and has a moderate potential for discharge of pollutants.	
	5	Vessel rinsing is conducted in an uncontained area directly connected to Harbors storm drainage system, and has a significant potential for discharge of pollutants, or not in compliance with EPA VGP or sVGP. (**Automatic trigger to high risk designation**)	
4	**Vehicle and/or Equipment Maintenance and Repair**		
	0	No equipment/vehicle maintenance and/or repair activities are conducted on-site.	
	1	Maintenance/repair activities are conducted entirely indoors, on a small scale, with minimal potential for discharge of pollutants.	
	2	Maintenance/repair activities are conducted entirely indoors, on a large scale, with minimal potential for discharge of pollutants.	
	3	Maintenance/repair activities are conducted in a covered area with minimal to moderate potential for discharge of pollutants.	
	4	Maintenance/repair activities are conducted outdoors within containment or in an area with moderate potential for discharge of pollutants.	
	5	Maintenance/repair activities are conducted outdoors or in an area with significant potential for discharge of pollutants, or any time there is an illicit discharge present. (**Automatic trigger to high risk designation**)	
5	**Vehicle and/or Equipment Fueling**		
	0	No equipment and/or vehicle fueling activities are conducted on-site.	
	1	Equipment/vehicle fueling is conducted by a fueling company with spill containment and diversion.	
	2	Equipment/vehicle fueling is conducted on a small scale (i.e., less than 25 gallons per fueling) in areas with spill containment and diversion.	
	3	Equipment/vehicle fueling is conducted on a large scale in areas with spill containment and diversion.	
	4	Equipment/vehicle fueling is conducted on a small scale WITHOUT spill containment and diversion, but not in areas adjacent to Harbors storm drainage system and nation's water.	
	5	Equipment/vehicle fueling is conducted on large scale WITHOUT spill containment and diversion, or on any scale in areas adjacent to Harbors storm drainage system WITHOUT spill containment and diversion. (**Automatic trigger to high risk designation**)	
6	**Vehicle and/or Equipment Washing**		

		Tenant Risk Ranking Criteria	Score
	0	No equipment/vehicle washing is conducted on-site.	
	1	Equipment/vehicle washing is conducted with Harbors consent and in covered wash area following an approved method, with no or minimal potential discharge of pollutants.	
	2	Equipment/vehicle washing is conducted with Harbors consent and in uncovered wash area following an approved method with minimal potential discharge of pollutants.	
	3	Equipment/vehicle washing is conducted with Harbors consent and in uncovered wash area following an approved method with moderate potential discharge of pollutants (e.g., adjacent to Harbors storm drainage system or nation's water).	
	4	Equipment/vehicle washing is contained and in an area with no direct connection to Harbors storm drainage system and nation's water, but conducted WITHOUT Harbors consent.	
	5	Equipment/vehicle washing is not contained, conducted WITHOUT Harbors consent, and in an area directly discharging to Harbors storm drainage system and nation's waters. (**Automatic trigger to high risk designation**)	
7	**Aboveground Oil Storage (size of container ≥ 55-gallon ONLY)**		
	0	No oil product is stored on-site.	
	1	Less than 1,320 gallons of oil is properly stored in a covered area and has no or minimal potential for discharge of pollutants.	
	2	Less than 1,320 gallons of oil is properly stored in an uncovered area and has minimal potential for discharge of pollutants.	
	3	More than 1,320 gallons of oil is properly stored with minimal potential for discharge of pollutants, and the facility has an SPCC Plan.	
	4	More than 1,320 gallons of oil is properly stored with minimal to moderate potential for discharge of pollutants, but the facility does not have a SPCC Plan.	
	5	Oil is improperly stored and/or managed and has a significant potential for discharge of pollutants. (**Automatic trigger to high risk designation**)	
8	**Container Storage (size of containers < 55-gallon)**		
	0	No containers are stored on-site.	
	1	All containers are properly managed and stored entirely indoors and have no or minimal potential for discharge of pollutants.	
	2	All containers are properly managed and stored under cover, and have minimal potential for discharge of pollutants.	
	3	Containers are properly managed and stored outdoors with minimal potential for discharge of pollutants (e.g., distance from site to the nearest storm drain inlet or surface water is greater than 100 feet or 30 meters).	
	4	Containers are improperly managed but stored indoors or under the cover, with moderate potential for discharge of pollutants.	
	5	Containers are improperly managed and stored outdoors with significant potential for discharge of pollutants. (**Automatic trigger to high risk designation**)	
9	**Waste Handling and Disposal (excluding Used Oil)**		
	0	No waste is stored on-site.	
	1	All wastes are non-hazardous and stored indoors or outdoors in covered areas, and have no or minimal potential for discharge of pollutants.	
	2	All wastes are non-hazardous and stored outdoors uncovered, and have moderate potential for discharge of pollutants.	
	3	Hazardous wastes are generated and tenant is classified as a CESQG. Hazardous wastes are properly managed, stored, and disposed of. Storage areas have no or minimal potential for discharge of pollutants.	
	4	Hazardous wastes are generated and the tenant is classified as a SQG or LQG. Hazardous wastes are properly managed, stored and/or disposed of. Storage areas have no or minimal potential for discharge of pollutants.	
	5	Hazardous wastes are generated and the tenant is classified as a CESQG, SQG, or LQG. Hazardous wastes are improperly managed, stored, and/or disposed of. Storage areas have significant potential for discharge of pollutants. (**Automatic trigger to high risk designation**)	
10	**Spill History**		
	0	No history of oil/chemical spills on-site.	
	1	One to three oil/chemical spills in minimal quantity (e.g., less than five gallons for oil) in the past three years.	
	2	One to three oil/chemical spills in moderate quantity (e.g., oil spill of 5 gallons or greater but less than 25 gallons; for all other chemicals please refer to 40 CFR 302.4) in the past three years.	

		Tenant Risk Ranking Criteria	Score
	3	One to three oil/chemical spills greater than the reportable quantity (see 40 CFR 302.4) in the past three years.	
	4	More than three oil/chemical spills greater than reportable quantity in the past three years.	
	5	More than two oil/chemical spills entered into Harbors storm drainage system. Or more than five oil/chemical spills of any quantity in one calendar year. (**Automatic trigger to high risk designation**)	
11	**Enforcement History**		
	0	No verbal or written warnings were issued in the past two years.	
	1	Class II violations (such as verbal/written warnings and potential violations identified in an inspection report) were issued in the past one years and corrective actions were immediately taken by the tenant.	
	2	Class I violations (identified in an inspection report and/or documented in an NAV) were issued in the past two years and corrective actions were taken by the tenant.	
	3	Class II violations were issued in the past one years, but corrective actions were NOT immediately taken by the tenant.	
	4	Class I violations were issued in the past two years, but corrective actions were NOT immediately taken by the tenant.	
	5	Civil penalties were assessed for non-compliance in the past two years. (**Automatic trigger to high risk designation**)	
12	**Training Attendance History**		
	-2	The tenant has attended all annual trainings during its tenancy.	
	-1	The tenant has attended the most recent training.	
	2	The tenant has not attended the most recent training.	
	4	The tenant has never attended the training.	
13	**Site Condition and General Housekeeping**		
	0	All activities are conducted indoors and have no or minimal potential for discharge of pollutants. General housekeeping is in good condition.	
	1	All activities are conducted indoors and have minimal potential for discharge of pollutants. General housekeeping is in average or fair condition.	
	2	Activities are conducted indoors and outdoors, and general housekeeping is in good condition (e.g., sources of pollutants are properly managed).	
	3	Activities are conducted indoors and outdoors and have minimal to moderate potential for discharge of pollutants. General housekeeping is in fair or above average condition.	
	4	Activities are conducted outdoors and have moderate potential for discharge of pollutants. General housekeeping is in fair condition.	
	5	Activities are conducted outdoors and pose a significant threat to the environment. (***Automatic trigger to high risk designation***)	
14	**Lease Agreement and/or Revocable Permit Requirements**		
	0	Tenant appears to be in compliance with environmental requirements in their tenant lease or revocable permit.	
	5	Tenant is not in compliance with their revocable permit or lease. (**Automatic trigger to high risk designation**)	

Total Risk Ranking Score: 0

Tenant Risk Ranking Category: _____

Attachment 5

Stormwater Hotline Occurrence Tracking Form

DRAFT

Hawaii Department of Transportation – Harbors Division

Stormwater Hotline Occurrence Tracking (SHOT) Form

LINE ITEM	FORM FIELD		
Caller Information			
Caller Name			
Caller Company			
Telephone Number			
Email Address			
Date/Time Received			
Occurrence Information (Fill in Corresponding Section, if checked)			
☐ Information Request	☐ Discharge Reporting	☐ Complaint	☐ Commendation
Information Request			
Information Requested			
Actions Taken			
Additional Information			
Discharge Reporting			
Address or Location of Discharge			
Time/Date of Discharge			
Substance/Amount Discharged (if known)			
Media into which the discharge occurred: ☐ Air ☐ Water ☐ Natural Ground ☐ Concrete/Asphalt ☐ Stream ☐ Ocean Other:_____			
Responsible Party (if known)			
Cause of Discharge (if known)			
Clean-up Actions Taken (if applicable)			
Notifications Made/Actions Taken by Harbors Division			
Follow Information			

LINE ITEM	FORM FIELD
Complaint	
Nature of Complaint	
Complaint Details	
Notifications Made/Actions Taken by Harbors Division	
Commendation	
Commendation Details	
Notifications Made/Actions Taken by Harbors Division	

Points of Contact for Immediate Response

In the event of an emergency needing immediate response, call the numbers listed below:

Point of Contact	**Telephone Number**
Harbors Traffic Control Center	808-587-2076
Marine Cargo Specialist	808-587-2053
City and County of Honolulu Environmental Concern Hotline	808-768-3300
Department of Health, Clean Water Branch	808-586-4309
National Response Center (United States Coast Guard)	1-800-424-8802

Attachment 6

Low-Risk Tenant Reconnaissance Inspection Form

DRAFT

State of Hawaii Department of Transportation Harbors Division
Low-Risk Tenant Reconnaissance Inspection Form

Harbor: _____ Date/Time: _____

Inspector(s): _____ Weather Conditions: _____

Tenant Business Name:	
Tenant Permit(s):	
Facility Location:	
Facility Mailing Address:	
Tenant Representative:	
Phone Number:	Mobile Number:
Fax Number:	E-mail Address:
EPA ID No. (if any):	IWDP No. (if any):

Facility Description:

Site Drainage Description (including stenciling):

Any illicit discharge into Harbors storm water drainage system? ☐ Yes ☐ No ☐ N/A

If "Yes", please describe here:

Related Risk Ranking Criterion:

Remarks:

Attachment 7

Suspected Illicit Discharge Reporting Form

DRAFT

Hawaii Department of Transportation – Harbors Division

Suspected Illicit Discharge Reporting Form

General Information: Use this form to report a suspected illicit discharge. If you are unsure, please contact your supervisor or HAR-EE. Examples of illicit discharges: uncontained vehicle/equipment/building/sidewalk washing, sink discharging directly to ground or storm drain inlet, petroleum spills/sheens, unpermitted vessel discharges, uncontained vessel painting/chipping/sandblasting/cleaning, etc.

Observer Information			
Name:			
Office Code:		Telephone Number:	
Report Date:			

Description of Suspected Illicit Discharge			
Address or Location:		Date and Time:	
Description: (Include Substance and Amount, if known)			

Media into which the discharge occurred:

☐ Air ☐ Natural Soil ☐ Concrete/Asphalt Pavement ☐ Stream ☐ Ocean ☐ Other:_____

Responsible Party: (if known)	
Cause of Discharge: (if known)	
Clean-up Actions: (if applicable)	
Notifications Made:	

Please forward completed form and/or picture(s) to HAR-EE office. Fax Number: (808) 587-1964

Point of Contact for Reporting	
Agency	**Telephone Number**
Harbor Traffic Control (Aloha Tower)	(808) 587-2076, (808) 368-5993 (Cellular)
Hawaii Department of Transportation Harbors Division, Engineering Environmental Section [HAR-EE]	(808) 587-1962, (808) 587-1976, (808) 587-1960

Additional Follow-up By HAR-EE (to be filled by HAR-EE):

Attachment 8

List of Alternative Products for Cleaning

DRAFT

Alternative Products for Cleaning

Battery Acid	Use baking soda to absorb a spill.
Bleach	As a substitute, try borax powder available at grocery stores.
Brass Cleaner	Use vinegar and a clean dry rag to remove tarnish.
Drain Opener	Pour ¼ cup baking soda down the drain, follow with ½ cup vinegar. Allow the effervescent mix to bubble for 30 minutes. Finish the job by flushing the drain with boiling water. For tough clogs, try using a plumber's snake.
Fiberglass Stain	Baking soda and water mixed into a paste works great on Formica.
Floor Cleaner	Use one cup of white vinegar in two gallons of water.
General Cleanser	Dissolve one teaspoon of borax in one quart of warm water. For tough jobs, use a ½ cup of borax and a splash of vinegar in water.
Hand Cleaner	Instead of paint thinner try washing soda (sodium bicarbonate), found in the laundry section of most grocery stores. Washing soda is caustic, so be sure to use plenty of water.
Mildew Remover	Mix equal parts of lemon juice and salt or vinegar and salt. Use a plastic spray bottle to spray on outside canvas.
Paper Towels	Use cloth rags that can be washed and re-used.
Scouring Powders	Baking soda with a plastic "bun" scrubber works great on porcelain head and shower tiles.
Shower Cleaner	Wet surface, sprinkle with baking soda, and scrub.
Soap	Use phosphate-free products available at most grocery and health food stores.
Wood Polish	For interior wood use one teaspoon lemon juice with two teaspoons vegetable oil. Apply mixture with a clean, dry cloth.

DRAFT

Attachment 9

List of Major Environmental Regulations

DRAFT

Major Environmental Regulations

Harbors has identified a major list of environmental regulations applicable to their activities and operations. The list includes stormwater management under the Clean Water Act [CWA]; petroleum products storage under the Spill Prevention, Control, and Countermeasure [SPCC] rule; waste management including hazardous waste, used oil, and universal waste; storage tank management; and hazardous substance/chemical storage under the Emergency Planning and Community Right-to-Know Act [EPCRA]. These regulations are reflected and implemented through using Harbors revised *Environmental Compliance, BMP, and P2 Inspection Checklist for Tenants* (Attachment 4) during inspections.

1. Clean Water Act and National Pollutant Discharge Elimination System

The CWA (contained in 33 United States Code [USC] §§ 1251 to 1387) is the primary federal statute that addresses water pollution in the United States. It establishes the basic structure for regulating discharges of pollutants into waters of the United States and establishing quality standards for surface waters. It also establishes a number of programs designed to restore and protect the quality of nation's waters by eliminating the discharge of pollutants into surface waters. The CWA traces its roots to the Federal Water Pollution Control Act [FWPCA], which was originally enacted in 1948.

In 1972, congressional amendments to the FWPCA established the National Pollutant Discharge Elimination System [NPDES]. As authorized by the CWA, the NPDES program was established to control discharges of pollutants to navigable waters from point sources (e.g., industrial plants and municipal wastewater treatment facilities). Those discharges were authorized by permits issued under the program. The permits usually set numerical limitations on the authorized discharges (i.e., the composition and the concentration of pollutants in the effluent) and impose other conditions on the permittee. They give the permittee the right to discharge specified pollutants from specified outfalls for a limited period of time.

In 1987, the FWPCA was amended to include stormwater discharges as a significant source of water pollution. The NPDES program was also expanded to include non-point sources (e.g., stormwater runoff from construction sites, croplands, urban areas, etc.). Stormwater runoff is commonly transported through Municipal Separate Storm Sewer Systems [MS4s], and is often discharged directly into local water bodies without any treatment. To prevent harmful pollutants from being washed or dumped into an MS4, operators must submit a Notice of Intent [NOI] to seek coverage under NPDES program, and develop a stormwater management program to reduce the contamination of stormwater runoff and prohibit illicit discharges.

In 1990, the Environmental Protection Agency [EPA] promulgated regulations (contained in 40 Code of Federal Regulations [CFR] Parts 122, 123, and 124) to establish permit programs for stormwater discharges. It required medium and large cities or certain counties with populations of 100,000 or more, and construction activities disturbing five acres or more of land to obtain

NPDES permit coverage for their stormwater discharges. These regulations are referred to as the "Phase I Program." In 1999, the EPA published the Storm Water Phase II Final Rule and expended the Phase I Program by extending NPDES coverage to small MS4s in and/or outside the urbanized areas, and to construction activities that disturb between one and five acres of land to obtain NPDES permit coverage for their stormwater discharges (EPA, 2000).

Generally, coverage under NPDES program is required for any discharge of a pollutant from a point source to nation's waters. Individual homes that are connected to a municipal system, use a septic system, or do not discharge to any surface water do not need to apply for an NPDES permit. However, industrial, municipal, and other facilities must obtain permits if their discharges flow directly to surface waters. In addition, most stormwater discharges are considered point sources and require coverage under NPDES program. In most cases, the NPDES program is administered by authorized states.

For the State of Hawaii, the EPA has delegated authority to the HDOH Clean Water Branch [CWB], to administer the NPDES program including permit coverage issuance (to municipalities, industries, and construction projects), enforcement, program related regulatory & policy development, and other pertinent program elements. Meanwhile, the EPA continues to maintain overall enforcement authority. State water quality regulations have been codified in the Hawaii Administrative Rules [HAR] Title 11 Chapter 54 (Water Quality Standards) and HAR Title 11 Chapter 55 (Water Pollution Control). Hawaii Revised Statutes [HRS] Title 19 Chapter 342D provides the State with the procedures, rules, and regulations for the enforcement of the State's Clean Water Program.

A. 40 CFR Parts 122 to 124 – EPA Administered Permit Programs: The National Pollutant Discharge Elimination System

The regulatory provisions contained in these parts implement the NPDES program under sections 301, 318, 402, and 405 of the CWA. These parts cover the basic EPA permitting requirements (40 CFR Part 122) and minimum requirements for administering the approved state program (40 CFR Part 123); as well as procedures for EPA processing of permit applications and appeals (40 CFR Part 124). These provisions also establish the requirements for public participation in the EPA and state permit coverage issuance and enforcement and related variance proceedings, and in the approval of state NPDES programs.

B. HAR Title 11 Chapter 54 – Water Quality Standards

This chapter establishes water quality standards applicable for the state waters (defined in HAR 11-54-1 and HRS 342D-1) that shall be maintained and protected to ensure protection of human health. To ensure compliance, all state waters are subject to monitoring and to the numerical limitations for acute and chronic toxicity as established in this chapter. These regulations detail the following: definitions; general policy on water quality and anti-degradation; classification of state waters and water uses; basic water quality criteria applicable to all waters; uses and

DRAFT

specific criteria applicable to inland waters, marine waters, and recreational areas; zones of mixing; water quality certification and components; revisions; and severability.

C. HAR Title 11 Chapter 55 – Water Pollution Control

This chapter became effective on October 22, 2007. This chapter establishes the application of general and individual NPDES permits for facilities in the State of Hawaii. The NPDES permit conditions include, but are not limited to, basic water quality criteria, permit coverage, onshore/offshore construction, sampling requirements and definitions, duties to comply/reapply/mitigate, operation and maintenance, inspection and entry, monitoring and recordkeeping, signatory requirement, reporting requirements, modification, renovation, penalties, remediation, civil and criminal liability, oil and hazardous substance liability, hearings, appeals, severability, public interest, and field citations. HAR Title 11 Chapter 55 also establishes general permit conditions for specific activities with the potential to impact the stormwater, including industrial activities (HAR 11-55 Appendix B), construction activities (HAR 11-55 Appendix C), and construction activity dewatering (HAR 11-55 Appendix G).

2. Spill Prevention, Control and Countermeasure Rule

A. 40 CFR Part 112 – Oil Pollution Prevention

Originally published in 1973 under the authority of Section 311 of the CWA, the Oil Pollution Prevention regulation (40 CFR Part 112) sets forth requirements for prevention of, preparedness for, and response to oil discharges at specific non-transportation related facilities. To prevent oil from reaching navigable waters and adjoining shorelines, and to contain discharges of oil, the regulation requires these facilities to develop and implement SPCC plans and establishes procedures, methods, and equipment requirements (Subparts A, B, and C). On December 5, 2008, the Federal Register published EPA's final rule to amend the SPCC rule. This regulation includes requirements for facilities to prepare, amend, and implement SPCC plans to prevent discharges of oil to navigable waters and adjoining shorelines.

To determine if a facility is subject to the SPCC rule, it must meet three criteria:

- It must be non-transportation-related;
- It must have an aggregate aboveground storage capacity greater than 1,320 gallons or a completely buried underground storage capacity greater than 42,000 gallons; and
- There must be a reasonable expectation of a discharge into or upon navigable waters of the United States or adjoining shorelines.

When calculating oil storage capacity, the facility should not count containers less than 55 gallons; completely buried tanks that are subject to all of the technical requirements of the Underground Storage Tank [UST] Regulation (40 CFR Part 280) or all of the technical requirements of a state UST program (HAR 11-281) approved under 40 CFR Part 281;

containers that are permanently closed as defined in 40 CFR Part 112.2; or parts of the facility used exclusively for wastewater treatment and not used to satisfy any requirement of 40 CFR Part 112. Preparation of the SPCC plan is the responsibility of the facility owner or operator.

B. 40 CFR Part 110 – Discharge of Oil

The regulations of this part apply to the discharge of oil prohibited by Section 311(b) (3) of the CWA. For purposes of Section 311(b)(4) of the Act, discharges of oil in such quantities that the Administrator of the EPA has determined may be harmful to the public health or welfare or the environment of the United States include discharges of oil that:

- Violate applicable water quality standards; or
- Cause a film or sheen upon or discoloration of the surface of the water or adjoining shorelines or cause a sludge or emulsion to be deposited beneath the surface of the water or upon adjoining shorelines.

According to 40 CFR Part 110.6, “Any person in charge of a vessel or of an onshore or offshore facility shall, as soon as he or she has knowledge of any discharge of oil from such vessel or facility in violation of Section 311(b)(3) of the Act, immediately notify the National Response Center [NRC] (800-424-8802). If direct reporting to the NRC is not practicable, reports may be made to the United States Coast Guard [USCG] or EPA predesignated On-Scene Coordinator [OSC] for the geographic area where the discharge occurs. All such reports shall be promptly relayed to the NRC. If it is not possible to notify the NRC or the predesignated OSC immediately, reports may be made immediately to the nearest USCG unit, provided that the person in charge of the vessel or onshore or offshore facility notifies the NRC as soon as possible.” The procedures for such notice are set forth in USCG regulations (33 CFR 153, Subpart B) and in the National Oil and Hazardous Substances Pollution Contingency Plan (40 CFR Part 300, Subpart E).

3. Waste Management Regulations

The Resource Conservation and Recovery Act (42 USC §§ 6901), commonly referred to as RCRA, is the primary law governing the disposal of solid and hazardous waste in United States. Congress passed RCRA on October 21, 1976, which amended the Solid Waste Disposal Act [SWDA] of 1965. RCRA gives EPA the authority to control hazardous waste from the "cradle-to-grave." This includes the generation, transportation, treatment, storage, and disposal of hazardous waste (40 CFR Parts 260 through 272). RCRA also set forth a framework for the management of non-hazardous solid wastes (40 CFR Parts 273 through 279). The 1986 amendments to RCRA further address environmental problems that could result from underground tanks storing petroleum and other hazardous substances (40 CFR Parts 280 through 282).

DRAFT

RCRA set national goals for protecting human health and the environment from the potential hazards of waste disposal, conserving energy and natural resources, reducing the amount of waste generated, and ensuring that wastes are managed in an environmentally-sound manner. To achieve these goals, RCRA established three distinct programs as follows:

- The hazardous waste program regulated under RCRA Subtitle C.
- The solid waste program regulated under RCRA Subtitle D.
- The UST program regulated under RCRA Subtitle I.

For the State of Hawaii, the EPA has delegated authority to HDOH Solid and Hazardous Waste Branch [SHWB] to administer the solid and hazardous waste management control program including permit issuance, inspections, compliant response, enforcement, technical assistance & training, program related regulatory & policy development, and other pertinent program elements. Meanwhile, EPA continues to maintain overall enforcement authority.

State solid and hazardous waste management control regulations are codified in the HAR Title 11 Chapter 58.1 (Solid Waste Management Control, in draft), Chapters 260 through 271 and 280 (Hazardous Waste Management), Chapter 273 (Universal Waste Management), Chapter 279 (Management of Used Oil), Chapter 281 (Underground Storage Tanks), and Chapter 282 (Deposit Beverage Container Recycling). Functionally, the SHWB consists of three implementing sections (Hazardous Waste Section, Office of Solid Waste Management, and Underground Storage Tank Section), one support group (Pollution Prevention and Waste Minimization Program), and program administration.

A. Solid Waste Management Control - HAR Title 11 Chapter 58.1 (In Draft)

The purpose of this chapter is to establish minimum standards governing the design, construction, installation, operation, and maintenance of solid waste disposal, recycling, reclamation, and transfer systems. These standards are intended to prevent pollution of the drinking water supply or waters of the State of Hawaii; prevent air pollution; prevent the spread of disease and the creation of nuisances; protect the public health and safety; conserve natural resources; and preserve and enhance the beauty and quality of the environment.

These regulations detail the following: general provisions (Subchapter 1); requirements for solid waste disposal facilities (Subchapter 2); requirements for solid waste storage, handling, and processing facilities (Subchapter 3); requirements for solid waste reclamation facilities (Subchapter 4); requirements for special waste management (Subchapter 5); solid waste management responsibilities (Subchapter 6); penalties, remedies, and severability (Subchapter 7).

B. Hazardous Waste Regulations - 40 CFR Parts 260 through 272 and HAR Title 11 Chapters 260 through 271 & 280

DRAFT

Enforced by EPA, 40 CFR Parts 260 through 272 establishes regulations for hazardous waste management including identification and listing of hazardous waste; standards applicable for generators of hazardous waste; standards applicable to transporters of hazardous waste; standards for owners and operators of hazardous waste treatment, storage, and disposal facilities; standards for the management of specific hazardous wastes and specific types of hazardous waste management facilities; standards for owners and operators of hazardous waste facilities operating under a standardized permit; land disposal restrictions; EPA administered permit programs; and requirements for authorization and approval of state hazardous waste programs.

Enforced by HDOH, HAR Title 11 Chapters 260 through 271 and 280 establishes rules governing hazardous waste management in the State of Hawaii. HAR 11-260 through 11-270, are patterned after the regulations promulgated in 40 CFR 260 through 270, respectively. All references in tables and appendices to provisions of the CFR shall be construed to mean the state rule analogue of the referenced federal regulation (e.g., 40 CFR 260.1 shall be construed to mean section 11-260-1 of the HAR). The list of regulations applicable to Harbors is discussed below.

40 CFR Part 260 (HAR Title 11 Chapter 260) – Hazardous Waste Management System: General

This Part provides purpose, scope, applicability, definitions, references, general standards, and overview information applicable to the remainder of the hazardous waste rules.

40 CFR Part 261 (HAR Title 11 Chapter 261) – Identification and Listing of Hazardous Waste

These regulations can be used to determine whether the waste is a solid waste and then to determine if it is a hazardous waste based on the characteristics exhibited by the waste and listed wastes (i.e., ignitability, corrosivity, reactivity, and toxicity; 40 CFR Subpart C). List of hazardous wastes regulated by the EPA is contained in 40 CFR Subpart D. They also specify special requirements for hazardous waste generated by conditionally exempt small quantity generators [CESQG], residues of hazardous waste in empty containers, polychlorinated biphenyls [PCB] wastes regulated under Toxic Substance Control Act [TSCA], recyclable materials, and universal waste.

40 CFR Part 262 (HAR Title 11 Chapter 262) – Standards Applicable To Generators of Hazardous Waste

This Part establishes standards for generators of hazardous waste including but not limited to hazardous waste determination; EPA identification numbers; general requirements for hazardous waste manifest; pre-transportation requirements for hazardous waste packaging, labeling, marking, placarding, and accumulation time; recordkeeping and reporting; and imports/exports of hazardous waste.

DRAFT

These standards can be utilized to make a hazardous waste determination, identifying the operator's generator status based on quantity of hazardous waste generated per calendar month, and managing the hazardous waste in accordance with the requirements for different generators. The hazardous waste generators are classified into Large Quantity Generator [LQG], Small Quantity Generator [SQG], and CESQG. A generator's "status" is defined by the type of hazardous waste created and the quantity of waste that is generated and stored onsite. It is important that container weight and universal waste weight is not included in the total. Detailed discussion for each type of generator is listed below:

CESQGs generate 100 kilograms (220 pounds) or less of hazardous waste and 1 kilogram (2.2 pounds) or less of acutely hazardous waste in one calendar month. A CESQG must identify all the hazardous waste generated. CESQG cannot accumulate 1,000 kilograms (2,205 pounds) or more of hazardous waste and more than 1 kilogram (2.2 pounds) of acute hazardous waste at any time. A CESQG does not need to acquire an EPA RCRA identification number. Use of a Hazardous Waste Manifest form is not required but recommended.

SQGs generate more than 100 kilograms (220 pounds) and less than 1,000 kilograms (2,205 pounds) of hazardous waste and 1 kilogram (2.2 pounds) or less of acutely hazardous waste in one calendar month. An SQG may accumulate hazardous waste on site for 180 days without a permit (or 270 days if shipping a distance greater than 200 miles). A SQG cannot accumulate 6,000 kilograms (13,228 pounds) or more of hazardous waste and more than 1 kilogram (2.2 pounds) of acute hazardous waste at any time. An SQG needs to acquire an EPA RCRA identification number, and needs to use a Hazardous Waste Manifest form. There must always be at least one employee available to respond to an emergency. This employee is the emergency coordinator responsible for coordinating all emergency response measures. SQGs are not required to have detailed, written contingency plans.

LQGs generate 1,000 kilograms (2,205 pounds) or more of hazardous waste or 1 kilogram (2.2 pounds) or more of acute hazardous waste in one calendar month. An LQG does not have a limit on the amount of hazardous waste accumulated on site, but may store hazardous waste on-site for up to 90 days. An LQG needs to acquire an EPA RCRA ID Number, needs to use a Hazardous Waste Manifest form, and must submit a biennial hazardous waste report. There must always be at least one employee available to respond to an emergency. This employee is the emergency coordinator responsible for coordinating all emergency response measures. Furthermore, an LQG needs to comply with the requirements for personnel training, preparedness and prevention, detailed contingency plans and emergency procedures.

In addition, the generator must comply with the applicable requirements associated with the containment used to store hazardous waste. All generators must ensure that hazardous waste is delivered to a person or facility that is authorized to manage it.

DRAFT

40 CFR Part 263 (HAR Title 11 Chapter 263) – Standards Applicable To Transporters of Hazardous Waste

This Part establishes standards which apply to persons transporting hazardous waste within the United States if the transportation requires a manifest under 40 CFR Part 262 (or HAR 11-262). Note that these regulations do not apply to on-site transportation of hazardous waste by generators/owners/operators of permitted hazardous waste management facilities. A transporter of hazardous waste must also comply with other applicable Parts within 40 CFR (and/or HAR Title 11), where applicable. This Part also describes the standards for transporter; EPA identification numbers; transfer facility requirements; compliance with the manifest system and recordkeeping; and immediate action and clean up.

C. Universal Waste Management – 40 CFR Part 273 and HAR Title 11 Chapter 273

This Part establishes requirements for managing of acceptable universal wastes, including batteries, pesticides, mercury-containing equipment, and lamps (bulbs). This Part provides an alternative set of management standards in lieu of regulation under 40 CFR Parts 260 through 272. It lists definitions of universal waste; standards for small and large quantity handlers of universal waste (e.g., applicability, prohibitions, notification, waste management, labeling and marking, accumulation time limits, employee training, response to releases, off-site shipments, tracking universal waste shipments, exports, etc.); standards for universal waste transporters; standards for destination facilities; import requirements, and petitions to include other wastes under 40 CFR Part 273. The universal waste regulations discussed within this paragraph are not applicable to the conditionally exempt small quantity generators of hazardous waste (40 CFR Part 273.8).

D. Standards for the Management of Used Oil - 40 CFR Part 279 and HAR Title 11 Chapter 279

On July 30, 2003, EPA established standards for the management of recycled used oil. These standards were further corrected and published on July 14, 2006, as a final rule. This Part establishes used oil management requirements including definitions of used oil; applicability, specifications, prohibitions; standards for used oil generators, transporter and transfer facilities, processors, burners who burn off-specification used oil for energy recovery, fuel marketers (e.g., applicability, hazardous waste mixing, storage, on-site burning, off-site shipments, restrictions, notification, transportation, rebuttable presumption, storage, tracking, residue management, reporting); standards for used oil collection centers and aggregation points; standards for disposal of used oil; and used oil and used oil fuel permitting system.

E. UST Regulations - 40 CFR Part 280 and HAR Title 11 Chapter 281

DRAFT

This Part applies to all owners and operators of a UST system as defined in 40 CFR 280.12 except as otherwise provided in paragraphs (b), (c), and (d) of 40 CFR 280.10. This Part establishes UST regulations including:

- Program scope and interim prohibition (i.e., applicability, definitions, and interim prohibition for deferred UST systems);
- Design, construction, installation and notification (i.e., performance standards for new UST systems, upgrading of existing UST systems, and notification requirements);
- General operating requirements for spill and overfill control, operation and maintenance of corrosion protection, compatibility, repairs allowed, and reporting and recordkeeping;
- Release detection (i.e., general requirements for all UST systems, requirements for petroleum and hazardous substance UST systems, methods of release detection for tanks and piping, and release detection recordkeeping);
- Release reporting, investigation, and confirmation (reporting of suspected releases, investigation due to off-site impacts, release investigation and confirmation steps, and reporting and cleanup of spills and overfills);
- Release response and corrective action for UST systems containing petroleum or hazardous substances (i.e., initial response, initial abatement measures, initial site characterization, free product removal, investigations for soil and groundwater cleanup, corrective action plan, and public participation);
- Out-of-service UST systems and closure (i.e., temporary closure, permanent closure and change-in-service, assessing the site at closure or change-in-service, applicability to previously closed UST systems, and closure records); and
- Financial responsibility.

F. HAR Title 11 Chapter 104.1 - Management & Disposal of Infectious Waste

This chapter establishes minimum requirements for the management, treatment, transport, storage, and disposal of infectious waste and treated infectious waste in order to ensure practices that will protect the health and safety of persons living in the State of Hawaii. This chapter includes definition of infectious waste and storage, prohibited acts, categories of infectious waste; handling, transportation, and disposal requirements of untreated infectious waste within a generating facility; treatment and storage of treated infectious waste within a generating facility; transportation of infectious waste for treatment away from the generating facility and disposal of treated/untreated infectious waste, required elements of infectious waste management plan, exemption for placenta; and enforcement, penalties and severability.

4. Emergency Planning and Community Right-To-Know Act

The EPCRA of 1986 (42 USC §§ 11002 and 11003), a federal law, was created to help communities plan for emergencies involving hazardous substances. It establishes requirements for federal, state, local governments, and industry regarding emergency planning and "Community Right-to-Know" reporting on hazardous and toxic chemicals. The EPCRA

DRAFT

provisions help increase the public's knowledge and access to information on chemicals at individual facilities, their uses, and releases into the environment, States and communities, working with facilities, can use the information to improve chemical safety and protect public health and the environment. There are four major provisions of EPCRA, including:

- Emergency Planning (EPCRA Sections 301 through 303; 40 CFR Part 355)
- Emergency and Accidental Release Notification (EPCRA Section 304; 40 CFR Part 355)
- Hazardous Chemical Storage Reporting (EPCRA Sections 311 and 312 (Tier II); 40 CFR Part 370)
- Toxic Chemical Release Inventory (commonly referred to as TRI or Form R; EPCRA Section 313; 40 CFR Part 372)

In 1993, the Hawaii Emergency Planning and Community Right-to-Know Act [HEPCRA] became law (HRS 128E). It promulgated the federal EPCRA requirements in the State of Hawaii. This statute establishes planning, reporting, emergency notification, and public information access requirements related to hazardous chemicals. It also creates the Hawaii State Emergency Response commission [HSERC], which is established within the HDOH, as well as Local Emergency Planning Committees [LEPC], which are located in each county of Hawaii to implement emergency response planning and related actions. If a facility stores extremely hazardous substances [EHS] above threshold planning quantities [TPQs] published in 40 CFR 355 Appendices A and B, or if the facility stores 10,000 pounds or more of a hazardous material, the facility is subject to HEPCRA.

A. 40 CFR Part 355 – Emergency Planning and Notification

This Part establishes the list of EHS, TPQs, and facility notification responsibilities necessary for the development and implementation of state and local emergency response plans. These regulations include purpose, definition, emergency planning, emergency release notifications, penalties, and the regulated list of extremely hazardous substances and their TPQs.

B. 40 CFR Part 370 – Hazardous Chemical Reporting: Community Right-to-Know

This Part establishes reporting requirements which provide the public with important information on the hazardous chemicals in their communities for the purpose of enhancing community awareness of chemical hazards and facilitating development of state and local emergency response plans. These regulations include purpose, definitions, penalties; reporting requirements (i.e., applicability, material safety data sheets [MSDS] reporting, inventory reporting, and mixtures); public access and availability of information (i.e., request and provision for information; and inventory forms (i.e., Tier I emergency and hazardous chemical inventory form, and Tier II emergency and hazardous chemical inventory form).

C. 40 CFR Part 372 – Toxic Chemical Release Reporting: Community Right-to-Know

DRAFT

This Part sets forth requirements for the submission of information relating to the release of toxic chemicals under Section 313 of Title III of the Superfund Amendments and Reauthorization Act [SARA] of 1986. The information collected under this Part is intended to inform the general public and the communities surrounding covered facilities about releases of toxic chemicals, to assist research, to aid in the development of regulations, guidelines, and standards, and for other purposes. These regulations also set forth requirements for suppliers to notify persons to whom they distribute mixtures or trade name products containing toxic chemicals that they contain such chemicals.

These regulations include scope and purpose, definitions, persons subject to this part, recordkeeping, and compliance and enforcement; reporting requirements (i.e., covered facilities for toxic chemical release reporting, and North American Industry Classification System [NAICS] codes (also refers to as Standard Industrial Codes [SIC]) to which this Part applies, thresholds for reporting, alternate thresholds and certification, lower thresholds for chemicals of special concern, reporting requirements and schedule for reporting, and exemptions); supplier notification requirements (i.e., notification about toxic chemicals); specific toxic chemical listings; and toxic chemical release reporting forms and instructions.

D. HAR Title 11 Chapter 451 – State Contingency Plan

Adopted on August 2, 1995, this chapter establishes the Hawaii State Contingency Plan [SCP] in order to implement, administer, and enforce the HRS chapter 128D (Hawaii Environmental Response Law [HERL]). These regulations are based on the National Contingency Plan [NCP] (administrative rules under Comprehensive Environmental Response, Compensation, and Liability Act [CERCLA], which is also known as “Superfund”). The SCP identifies hazardous substances, pollutants, or contaminants, which are subject to the requirements and procedure. It also designates any release of hazardous substances, pollutants, or contaminants in quantities equal to or exceeding their reportable quantities, or any threat of release of hazardous substances, pollutants, or contaminants which poses or which may pose a substantial endangerment to public health or welfare, the environment, or natural resources, and all action taken pursuant to HRS chapter 128D, or these rules. The SCP details notification of releases, hazardous substance response, natural resources, activities by other persons, administrative records, and entry and access.

DRAFT

Attachment 10

Training Materials for Inspector

DRAFT

INSPECTION DESCRIPTION

The risk ranking process determines the list of tenants to be inspected and appropriate inspection frequency. The primary purpose of the inspection is to evaluate how facility operations comply with Harbors stormwater management program, major environmental laws, applicable BMPs, pollution prevention [P2], and relevant clauses contained within a lease agreement (or revocable permit). Environmental compliance, BMP, and P2 information for each of the fourteen inspection criteria are discussed in Section I.

The second purpose for the inspection is to develop and maintain an accurate inventory of environmental assets owned and/or operated by each tenant. These assets are discussed in Section II. The third purpose for the inspection is to confirm compliance with environmental laws regulated by EPA, HDOH, HDOT, and other agencies. In addition, these routine inspections will identify any potential violation and assist in providing any corrective action, if necessary. Inspections are conducted under the following circumstances:

Routine Inspections are required under stormwater management program and based on individual tenant's risk ranking;
Follow-up Inspections are to be conducted, after investigation inspection, to verify that necessary corrective actions are implemented;
Initial Site Inspections or **New Tenant Inspections** are conducted to evaluate new tenant operations;
Final Site Inspections are conducted to evaluate environmental conditions in tenant areas subject to lease (or revocable permit) termination.
Reconnaissance Inspections are conducted at low-risk ranked tenant facilities as an annual evaluation tool.
Investigation Inspections are to investigate reported illicit discharges to receiving water and/or Harbors stormwater drainage system;

Other inspections include **Joint Inspections**, which are conducted jointly with HDOH and/or EPA representatives. The above-listed inspections are further discussed below.

Section I - Compliance, BMP, and P2 Information

Compliance is the state of being in accordance with the relevant federal and regional authorities and their requirements. In order to assist tenants to remain in compliance with Harbor's stormwater management program, major environmental laws, and relevant clauses (or Terms and Conditions) contained within lease agreement and/or revocable permit, Harbors has identified and implemented several means of disseminating related information to tenants. These means include, but are not limited to, providing *Annual Storm Water Pollution Prevention Awareness Training*, sending out informative brochures, providing technical support and assistance during inspections, and mailing out the inspection reports to keep tenants informed of their compliance status.

DRAFT

BMPs are defined as a schedule or schedules of activities, prohibitions or designations of practices, maintenance procedures, and other management practices to prevent or reduce the pollution to receiving water and/or Harbors stormwater drainage system. BMPs include treatment requirements, operating procedures, and practices to control runoff, spillage or leaks, sludge or waste disposal, or drainage from raw material storage.

BMPs related to treatment control utilize physical devices or systems that remove pollutants from stormwater. BMPs related to operational practices intend to prevent pollutants from entering surface waters and/or Harbors stormwater drainage system, by altering activities to eliminate and minimize the pollution. BMPs related to spill response rely on a combination of structural controls, employee awareness, and relevant training to be effective methods for protection of environment.

Harbors always encourages the tenants to implement applicable BMPs and P2 measures to further aid in preventing discharge of pollutants. The tenants should be aware of the requirements of the inspection checklist and understand how their operations could impact the environment. Applicable BMPs associated with the fifteen inspection criteria are included in Attachment 3. Some of them are based on the November 2011 City and County of Honolulu [CCH] publication (CCH, 2011), "*Storm Water Best Management Practice Manual for Construction*." Brief descriptions of typical operations and the accompanying key inspection criteria are discussed below.

1. Elimination of Non-Stormwater Discharges to Stormwater Drainage System

This is a general BMP applicable to all tenants. Non-stormwater discharges can be classified as 1) activity-based (subtle) or 2) overt (hard-pipe connection). Activity-based non-stormwater discharges may include wash water, tank overflows, and spillage. Overt non-stormwater discharges are flows piped to Harbors stormwater drainage system. These flows may include processed wastewater, treated cooling water, and treated sanitary wastewater. Non-stormwater discharges can be detected during storm drains and tenant routine inspection. In addition, overt connections can also be detected during the outfall reconnaissance inspection and engineering plan review process. The key inspection criteria for activity-based and overt discharges are listed in Table 1.

Certain non-stormwater discharges are permitted by regulations, and therefore, exempted from the program. The discharge of pollutants to Harbors stormwater drainage system shall be reduced to the MEP. The following non-stormwater discharges may be discharged into Harbors stormwater drainage system, provided that such discharges do not contain pollutants in amounts that will cause or contribute to a violation of an applicable water quality standard.

- Water line flushing;
- Landscape irrigation;

DRAFT

- Diverted stream flows;
- Rising ground waters;
- Uncontaminated ground water infiltration;
- Uncontaminated pumped ground water;
- Discharges from potable water sources and foundation drains;
- Air conditioning condensate;
- Irrigation water;
- Springs;
- Water from crawl space pumps and footing drains;
- Lawn watering runoff;
- Water from individual residential car washing;
- Flows from riparian habitats and wetlands;
- Dechlorinated swimming pool discharges;
- Residual street wash water;
- Discharges flows resulted from firefighting activities.

Table 1
Elimination of Non-Stormwater Discharges to Stormwater Drainage System

Subject	Key Inspection Criteria
Activity-based	• Identify facility areas exposed to stormwater which are wet during dry weather, or are stained. • Inspect discharge points to the stormwater drainage system to identify uncharacteristic volume, color, turbidity, odor, floatables, or foaming.
Overt	• Inspect each discharge point to the stormwater drainage system during dry weather. • Ask the tenant to identify the discharge pathway of all floors and drains. Review as-built drawings as needed to verifying piping schematics.

2. Vessel, Equipment, and Vehicle Maintenance and Repair

The outstanding features of Hawaii's climate include mild temperatures throughout the year (70s to 90s degrees of Fahrenheit [ºF]), moderate humidity, persistence of northeasterly trade winds, significant differences in rainfall within short distances, and infrequent severe storms. Generally, weather in Hawaii is very consistent, with only minor changes in temperature throughout the year. For the majority of Hawaii, there are only two seasons – summer (from May to October) and winter (from November to April).

Due to the mild climate in Hawaii, vessel, equipment, and vehicle maintenance and repair activities are usually conducted in uncovered areas. Accordingly, the potential for discharge of pollutants to the environment from these activities is very high. Therefore, conducting maintenance and repair activities in authorized areas are critical to the success of this BMP.

DRAFT

Additional state and federal regulations apply to some aspects of maintenance operations. These include, but are not limited to, federal and state solid and hazardous waste regulations, sewer use ordinances, and the Uniform Fire Code. Issues related to maintenance areas can be addressed with a combination of these regulatory tools. The key inspection criteria related to vessel (dry-docked or on-land ONLY), equipment, and vehicle maintenance and repair are listed in Table 2.

Table 2
Vessel, Equipment, and Vehicle Maintenance and Repair

Subject	Key Inspection Criteria
Work Area	• Verify that maintenance/repair works occur in an authorized area. • Verify that storm drain inlets are protected from potential discharge of pollutants, and cleaned on a regular basis. • Verify that maintenance/repair areas are not hosed down; instead, the areas are cleaned using dry methods.
Equipment	• Verify that greasy and leaking equipment are stored under cover with oil drip pans or other secondary containment. • Verify that all fluids are drained and batteries are removed from salvage vessels, vehicles, and equipment.
Materials	• Evaluate hazardous materials (potentially hazardous substances) utilized and make suggestions for substitutions with recycled or less toxic products. • Verify recycling or proper disposal of grease, oils, antifreeze, brake fluid, cleaning solutions, hydraulic and transmission fluids, solvents, paints, batteries, and filters.
Training	• Verify that maintenance/repair employees have received proper awareness training on stormwater BMPs and a hazard communication [HAZCOM] course.

3. Vessel, Equipment, and Vehicle Fueling

Fuel transfer activities at Harbors tenant facilities occur at various locations and circumstances. Designated fueling areas are designed to prevent the run-on of stormwater and the run-off of spills. Certain fuel oil storage and transfer operations are regulated under 40 CFR Part 112 (Oil Pollution Prevention and Response; Non-Transportation-Related Onshore and Offshore Facilities, commonly known as the SPCC Program). USTs used for fuel oil storage are regulated under HAR Title 11 Chapter 281. Furthermore, it is very common that vessel fueling operations occur while the vessel is still in the water. Due to the great potential of release to immediate receiving waters, fueling operations in water must adhere to USCG regulations, which is not discussed in this section.

Some Harbors tenants are subject to 40 CFR Part 112 and will need to develop and implement

DRAFT

a SPCC plan, which is further discussed in Section 4.1.11 (*Emergency Spill Cleanup Plan*). The key components of the BMPs related to fueling activities address some practical measures that should be followed independently and/or in conjunction with the tenant's SPCC plan. The key inspection criteria related to vessel (dry-docked or on-land ONLY), equipment, and vehicle fueling are listed in Table 3.

Table 3
Vessel, Equipment, and Vehicle Fueling

Subject	Key Inspection Criteria
Fueling Area	• Ensure that the spill kits are readily available. • Assess fueling area design, and make recommendations for installing a cover, dead-end sump, berms, or impervious surfacing if appropriate. • Inspect sump or oil/water separator and query tenant on maintenance schedule. • Query tenant on fueling location of mobile equipment.
Operations	• Check for staining in fueling areas, and evaluate whether adequate spill cleanup methods are routinely implemented. • Evaluate cleanup practices (i.e., spent absorbent should be picked up and stored in an appropriate container, fueling areas should not be hosed down, and employees should be trained on fueling, spill cleanup practices, release notifications, and informed of SPCC plan if there is one).
Equipment	• Evaluate secondary containment devices (either portable or permanent used during fueling operations). • Inspect visible piping, tanks, and hoses for signs of leakage, wear, or malfunction.

4. Vessel, Equipment, and Vehicle Washing

Most of Harbors tenants are located in close proximity to the ocean, which would cause a relatively high rate of corrosion on metals. Therefore, there is an increased need to remove accumulated sediment from vessel (dry-docked or on-land), equipment, and vehicle. Wash racks equipped with oil/water separators and containment devices should be utilized for all washing operations on land, except for removal of salt from the exterior of the vessel using fresh water with low power, as noted in ***Tenant Inspection Manual - Section 4.4.3***.

Prior to conducting any vessel, equipment, or vehicle washing activity on site, the tenant must obtain a written consent from the Harbors. Unauthorized washing on Harbors property would result in an NAV or more severe enforcement.

All washing operations should be conducted in a manner that will contain potential pollutants. This can be accomplished through prohibiting the use of surfactants, using minimal water, utilizing secondary containments, and/or use less hazardous and more biodegradable materials.

DRAFT

A list of alternative products is included in Attachment 8 (NOAA, 2005). If possible, after necessary pretreatment, wash water should be discharged to sanitary sewer through a permitted connection or to a permitted underground injection well. The key inspection criteria related to vessel (on-land ONLY), equipment, and vehicle washing are listed in Table 4.

Table 4
Vessel, Equipment, and Vehicle Washing

Subject	Key Inspection Criteria
Washing Area	• Evaluate area for optimal characteristics including cover, containment, surface integrity, slope, and run-on/run-off.
Wash Water Treatment	• Assess maintenance, cleaning, and disposal of materials from sumps and oil/water separators.
Equipment	• Inspect wash water collection, pretreatment, and reclamation system components for potential discharges. • Evaluate storage and use of cleaning agents.
Permits	• Evaluate whether vessel or vehicle washing activity and related washing method is authorized by Harbors. • Evaluate whether discharges to the sanitary sewer or an underground injection well are authorized.
Operations	• Evaluate whether all washing operations take place in approved areas.

5. Container Storage

Storage of chemical products and new/used oil on-site is subject to federal (EPCRA; 40 CFR Part 355, 370, and 372) and state regulations (HAR Title 11 Chapter 451). In addition, storage of used oil is subject to specific management standards under 40 CFR Part 279 and HAR Title 11 Chapter 279.

The SPCC regulations (40 CFR Part 112) specify certain secondary containment requirements for aboveground storage of oil. This BMP extends the secondary containment requirement to all containers used for storage of oil and potentially hazardous substances outdoors. Waste handling and disposal is discussed in 7 - *Waste Handling and Disposal*. The key inspection criteria related to container storage are listed in Table 5.

DRAFT

Table 5
Container Storage

Subject	Key Inspection Criteria
Storage Area	• Evaluate adequacy of secondary containment so that it is sufficient to hold the volume of the largest container plus additional 10% or greater capacity for accommodating precipitation. • Evaluate containers, aboveground tanks, and piping for protection guards, such as bollards, to prevent vehicle or forklift damage.
Equipment	• Verify that aboveground oil tanks are equipped with overflow protection devices, which will shut down transfer pumps automatically, and relevant warning signs for operators. • Inspect container integrity for signs of failure.
Operations	• Verify that all containers are clearly labeled to prevent misuse or accidental release. • Evaluate management of secondary containment structures to prevent accumulation of stormwater and/or free product, and verify that tenant maintains the log for discharge of uncontaminated stormwater from secondary containment.

6. Material Storage and Handling

This BMP related to the loading/unloading and temporary storage of non-petroleum materials and cargo. Fuel oil loading/unloading activities are covered in 3 - *Vessel, Equipment, and Vehicle Fueling*. Oil and potentially hazardous substance storage is covered in 5 - *Container Storage*.

Material storage and handling operations at a tenant's facility can include bilge servicing, sewage transfer, fire suppressant loading, cargo handling, neo-bulk cargo staging (e.g., construction materials such as lumber), dry-bulk handling (e.g., sand, aggregate, coal, scrap metal, Portland cement, etc.), other break-bulk cargo handling (e.g., miscellaneous general cargo), and associated temporary storage. Additionally, this BMP can also address pumping operations affiliated with the cleaning of tanks, sumps, piping, or pier areas. The key inspection criteria related to material storage and handling are listed in Table 6.

DRAFT

Table 6
Material Storage and Handling

Subject	Key Inspection Criteria
Loading Area	• Evaluate design and identify opportunities to improve cover, grading, berms, downspout and storm drain locations, and parking orientation. • Evaluate non-structural loading areas in proximity to storm drains, stains, or pavement degradation.
Bulk Storage	• Inspect all temporary storage areas and maintain good housekeeping in the areas.
Equipment	• Verify that adequate supplies of cleanup materials are readily available at material handling locations.
Operations	• Verify that leaks from transferring operation and spillage from hose disconnections are contained, absorbed, and disposed of properly. • Review written operation plans and/or emergency spill cleanup plans.
Training	• Query tenant on spill prevention and response training of employees. • Forklift drivers must receive proper training (Occupational Safety and Health Administration [OSHA] federal regulation 29 CFR 1910.178).

7. Waste Handling and Disposal

Solid waste storage and management is regulated under HAR Title 11 Chapter 58.1 (in draft). Storage of hazardous waste is subject to specific management standards under the federal RCRA (40 CFR Parts 260 to 272) and state regulations (HAR Title 11 Chapters 260 through 271 and 280). These standards include the requirement for secondary containment of all hazardous waste containers as a spill prevention measure. Universal waste management is regulated under 40 CFR Part 273 and HAR Title 11 Chapter 273. Management and disposal of infectious waste is regulated under HAR Title 11 Chapter 104.1.

This BMP is intended to prevent or reduce the discharge of pollutants to the environment from waste handling activities by tracking waste from generation and storage to disposal. It also intends to reduce waste generation and disposal through source control (i.e., reduction, reuse, and recycling). In addition, this BMP aims on preventing run-on and run-off at waste management areas.

Waste handling and disposal related activities are regulated by both federal and state laws (see 5 – *Container Storage*). The high cost and regulation pertaining to waste handling and disposal provide incentives for reducing waste generation and identifying opportunities for reuse and recycling. Components of this BMP target both the required waste management activities and waste reduction efforts. The key inspection criteria related to waste handling and disposal are listed in Table 7.

DRAFT

Table 7
Waste Handling and Disposal

Subject	Key Inspection Criteria
Storage Area	• Inspect all used oil and hazardous waste storage areas to assess integrity of secondary containment. • Inspect all waste storage areas to ensure that dumpsters are covered and not leaking. • Ensure that sediments and wastes are not tracked off site;
Operations	• Inspect all waste storage areas to ensure that incompatible wastes (such as acids and bases) are segregated and that all waste containers are labeled/marked and dated properly (refer to HAR Title 11 Chapters 260 through 280: Hazardous Waste Management for labeling requirements); • Inspect waste storage containers for integrity (must be covered when not being filled as well as rust and dent-free). • Inspect waste storage areas for signs of leaks or spills. • Verify that all wastes are disposed of properly, and if applicable, query tenants on their hazardous waste generator status (CESQG, SQG, or LQG), obtain related EPA identification number, and verify that records related to waste generation and disposal are being kept. • Evaluate training of employees handling waste.
Waste Reduction	• Maintain minimal inventory of chemical products to reduce potential spill and waste generation. • Identify less toxic chemical substitutes to reduce hazardous waste generation. • Reuse or recycle materials whenever possible. • Evaluate processes generating wastes to identify modifications (e.g. double cleaning of parts, material substitutions or eliminations, etc.) that would minimize wastes.

8. Pier, Building, and Ground Maintenance

Pier maintenance includes pier and marine structure repairing, and routine maintenance works (i.e., painting, carpentry, plumbing, and cleaning of operational areas). Building maintenance includes activities such as painting, roofing, pressure washing, and construction of a building. Ground maintenance includes cleaning of operational areas and application of fertilizers, biocides, herbicides, and pesticides. It also includes maintenance of the stormwater drainage system. These activities generate debris and pollutants that could come into contact with stormwater run-on and run-off. The key inspection criteria related to pier, building, and ground maintenance are listed in Table 8.

DRAFT

Table 8
Pier, Building, and Ground Maintenance

Subject	Key Inspection Criteria
Pier Maintenance	• Evaluate temporary controls (such as tarps, booms, restricted use of wash water, and storm drain covers) to contain debris and pollutants. • Evaluate cleaning methods for paved surfaces (such as sweeping over washing, and proper storage and disposal of sweeper debris). • Evaluate cleaning schedule for the stormwater drainage system.
Building Maintenance	• Evaluate temporary controls (such as tarps, booms, restricted use of wash water, and storm drain covers) to contain debris and pollutants.
Ground Maintenance	• Evaluate cleaning methods for paved surfaces (such as sweeping over washing, and proper storage and disposal of sweeper debris). • Encourage conservative utilization of fertilizers, biocide, herbicides, and pesticides with intention of maximizing absorption and minimizing run-off to stormwater drainage system. • Recommend leaving or planting native vegetation to reduce irrigation, fertilizer, biocide, herbicide, and pesticide needs. When applying biocide, herbicide, or pesticide, follow the manufacturer's recommendations and instructions, and avoid spray in high winds or when rainfall is imminent to reduce overspray and run-off. • Encourage collecting and composting of green waste to prevent blockages in the stormwater drainage system. • Evaluate cleaning schedule for the stormwater drainage system.

9. Stormwater Pollution Prevention Education and Outreach

The SWMP has been developed and implemented for harbors covered under the NPDES program. The plan includes sections on tenant education and outreach related to stormwater pollution prevention and good housekeeping. Tenants covered under their own NPDES permit are required to have their own Storm Water Pollution Control [SWPC] or similar plan and to provide training for their employees, which is often a part of their corporate policy. In addition, Harbors provides *Annual Storm Water Pollution Prevention Awareness Training* to the tenants. The tenants are required to attend this annual training, share the information with their employees, and provide feedback.

This section identifies potential components of stormwater pollution prevention training programs. Inspection criteria would be limited to confirmation of employee training and review of stormwater training materials and recordkeeping. The key inspection criteria related to stormwater pollution prevention education and outreach are listed in Table 9.

DRAFT

Table 9
Stormwater Pollution Prevention Education and Outreach

Subject	Key Inspection Criteria
Education	• Increase awareness of what is (or is not) allowed to enter the storm drains. • Increase awareness of the detrimental environmental impacts resulted from fuel, antifreeze, lubricants, pesticides, detergents, paint, and waste residue. • Identify stormwater collection system components.
BMP	• Encourage labeling/stenciling of storm drains to discourage illicit discharges or illegal dumping. • Promote the proper storage, use, and disposal of potentially harmful chemicals. • Promote the proper storage and disposal of wastes. • Encourage acquisition of alternative and less toxic chemicals (such as short shelf-life pesticides, non-chlorinated solvents, water-based paints, and non-aerosol products). • Encourage waste minimization and recycling. • Provide mechanism for reporting of apparent violations and enhance awareness of possible penalties affiliated with illicit discharge/dumping. • Encourage efficient and safe BMPs in areas with industrial activity.

10. Oil/Water Separator

An oil/water separator [OWS] is a device designed to separate gross amounts of oil and suspended solids from stormwater or wastewater effluents (from restaurants, oil refineries, petrochemical plants, chemical plants, natural gas processing plant, or other industrial sources). It is installed as a pretreatment device for wastewater, prior to discharge to a sanitary sewer, cesspool, recycling system, treatment plant, or other collection points. OWS can also be installed at locations with high fuel recovery potential, such as fuel truck loading areas where spilled product can be recovered for proper use or disposal.

In terms of stormwater, an OWS is typically installed in operational areas prone to frequent small spills and drips that have a significant cumulative impact on stormwater quality. The stormwater OWS is utilized as a flow-through polishing device rather than a reclamation device.

The OWS comes in a range of sizes and designs, depending on the volume of flow and characterization of the influent. All OWSs warrant regular maintenance in order to be effective and efficient in wastewater treatment. The key inspection criteria related to OWS are listed in Table 10.

DRAFT

Table 10
Oil/Water Separator

Subject	Key Inspection Criteria
Performance	• Regularly inspect effluent from OWS for sheen, odor, clarity, floatables, and/or other abnormal observations
Operations	• Query tenant on OWS inspection, cleaning frequency, and waste disposal. • Query tenant on major maintenance activities or routine parts replacement. • Query tenant on employee training, particularly with OWS that requires valves or switches.
Permits	• Evaluate whether discharges to the sanitary sewer is authorized.
Document Review	• Review the permit for basic components, including expiration date, permit conditions, discharge limits, and general provisions contained in the permit. • Verify that permit is renewed as necessary. • Review the Operation and Maintenance Records.

11. Emergency Spill Cleanup Plan

An Emergency Spill Cleanup Plan is developed in support of other BMPs, including those that are focused on maintenance and repair, fueling, washing, outdoor material storage and handling, outdoor container storage, and waste handling and disposal (see 2 to 7). Owners and operators of facilities, which store/process petroleum or petroleum-based products in certain quantities, may be subject to 40 CFR Part 112 and will need to develop and implement an SPCC plan (see 2 – *Oil Pollution Prevention*).

For tenants that store use oil in quantities under the threshold (not subject to SPCC regulations) and conduct operations with high potential of spilling any potentially hazardous substances, an Emergency Spill Cleanup Plan should be developed, which is tailored to the activities conducted by the tenants as a pollution prevention tool. The key inspection criteria related to an Emergency Spill Cleanup Plan are listed in Table 11.

DRAFT

Table 11
Emergency Spill Cleanup Plan

Subject	Key Inspection Criteria
Program Evaluation	• Evaluate whether or not the tenant is subject to the SPCC program; if so, verify that they have submitted a copy of the current SPCC plan to Harbors. • Evaluate whether or not the tenant conducts operations which would warrant an Emergency Spill Cleanup Plan, and make recommendations.
Document Review	• Review the existing plan for basic components, including facility description, site plan, notification procedures, cleanup instructions, cleanup materials, and responsible parties. • Review spill response records, if there are any. • Verify that contingencies (such as spill kits) identified in the plan are present and stocked. • Verify that employees are trained in Emergency Spill Cleanup Plan components.
Training	• Query tenant on spill prevention and response training of employees. • Query tenant's employee on emergency spill cleanup.

Section II - Environmental Asset Inventory

The environmental asset consists of natural environment and built environment. The natural environment encompasses all living and non-living things occurring naturally on Earth or some region thereof. It can be distinguished by components, including complete ecological units, which function as natural systems without massive human intervention, and universal natural resources and physical phenomena that lack clear-cut boundaries (such as air, water, and climate). The built environment comprises the areas and components that are strongly influenced by humans.

During tenant routine inspections, an inventory of environmental assets will be verified and updated. A tenant database has been developed and maintained, in which operations and equipment having environmental significance are assessed and documented. Key environmental asset categories include aboveground storage tanks, mobile storage tanks, underground storage tanks, hazardous material storage areas, spill kits, waste storage areas, paint booths, paint shops, vehicle wash areas, pre-treatment systems, and maintenance areas for vessels, equipment, and vehicles.

Tracking environmental assets allows for a comprehensive evaluation of operations at each harbor, and more effective communication with tenants regarding changes in applicable regulations or policies. Database queries generate reports containing environmental assets are used during routine inspections, illicit discharge investigations, enforcement actions, and lease (or revocable permit) termination proceedings. Therefore, verifying and updating electronic records of environment assets is an essential component.

INSPECTION PROCEDURES

Inspection procedures are designed to maintain compliance with the applicable environmental regulations at Harbors.

Step 1: Pre-inspection Preparation

Prior to conducting routine inspections, inspectors (Environmental Section personnel or their designees) shall collect and analyze available background information of the tenant to be inspected. Pre-inspection preparation begins by generating a tenant profile from the database (i.e. *Harbors_Tenants.mdb*), which lists all known environmental assets affiliated with the tenant as well as past inspection records. Prior to inspection, relevant property management files and layout maps, identifying leased areas, should be reviewed. In addition, other applicable files such as SPCC plans, SWPC plans, past enforcement actions, facility plans for improvement projects, and correspondence should be reviewed.

The key reviewing criteria include, but not limited to, the following:

- Compare facility diagrams with drainage maps for that area of the harbor to identify potential drainage pathways at and around the facility.
- Pay attention to changes that have occurred at the tenant's facility (either operations or the facility structures).
- Pay attention to changes in Harbors environmental policies since the previous inspection.
- Identify and review the BMPs that are applicable to the tenant's operations.
- Identify any special safety consideration and inspection scheduling limitations prior to contacting the tenant to arrange the inspection.

Upon finishing reviewing of background information, the inspectors should develop an inspection plan to highlight the key components of the inspection. The major purpose of the tenant inspection is to identify potential environmental concerns and provide outreach if necessary. In addition, the inspection also serves the purpose of acquiring specific information from the tenant (e.g., copies of permits, plans, and training records) and conveying specific information to the tenant in a direct fashion. The inspection plan should include following components at least:

1. Objectives - Define purpose of inspection and intended accomplishments.
2. Tasks - Identify specific tasks and information to be collected and/or reviewed.
3. Procedures - Identify any special procedure to be used.
4. Resources - Establish personnel and equipment needs.
5. Schedule - Given the inspection frequency, assess how much time will be needed.
6. Coordination - Determine whether this inspection warrants coordination with other Harbors personnel or regulatory agencies.

DRAFT

Step 2: Entry

Leases and revocable permits, issued by Harbors, provide inspectors the right to enter tenant's facility for the purpose of inspection. Even though advanced notification of tenants to-be-inspected is not required, it does give tenants enough time to gather necessary records, make sure at least one tenant representative available to accompany the inspector, and prepare them to discuss environmental concerns or questions. Unannounced inspections could provide a more accurate sense of day-to-day operations, and are generally utilized when inappropriate corrective actions warrant a higher level of enforcement. The tenant inspections usually serve the dual purpose of environmental outreach and compliance. Therefore, scheduling the inspection a few days in advance may foster a more productive working relationship with Harbors tenants.

Usually, the inspection begins by the inspector introducing themselves to reception and asking for the point of contact with the tenant. When more than one inspector on site (either from Harbors, a combination of Harbors and their designees, or a combination of Harbors and HDOH/EPA representatives), the inspectors should identify their respective roles in the inspection, as well as who will be leading the inspection for the team. This will ensure efficient communication between the tenant and the inspection team.

In the rare instance, when access to a tenant facility is denied, the inspector should notify Harbors Environmental Section supervisor and obtain a copy of the relevant lease agreement or revocable permit from Property Management Section, highlighting the *Inspection of Premises* section (contained within lease agreement) or *Entry by State* section (contained within revocable permit).

Lease language typically states:

"The LESSEE shall permit the LESSOR and its employees, representatives and agents, at all reasonable times during the said term of this lease, to enter the Premises for any governmental purpose, including, without limitation, examining the state of repair and condition."

Revocable permit language typically states:

"The STATE or its agents and employees may enter the Premises at all reasonable hours to inspect the Premises and determine if the PERMITTEE is complying with the terms and conditions of this Permit or for any other proper purpose. The PERMITTEE shall not make any claim for damages or set off of rent, service charge or other charges by reason or on account of such entry."

If the tenant exhibits hostile behavior, inspectors should request Harbor Police to provide escort during the inspection. At no time should an inspector feel compelled to conduct the inspection in

DRAFT

an unsafe environment. Some tenant facilities may pose safety concerns and have specific safety protection requirements. Hence, the inspector should refrain from inspecting operational areas until a tenant representative could provide accompaniment.

Step 3: Tenant Conference

Depending on the size of the tenant's facility to-be-inspected, a tenant conference could be conducted onsite prior to the start and/or the end of the inspection if plausible. It may consist merely of the inspector describing the purpose and order of the inspection to the tenant representative. This will allow the tenant representative to locate additional documents or key personnel necessary to fulfill the objectives of the inspection. Pre-inspection preparation may have identified key areas and relevant issues. If so, the inspector should convey these concerns to the tenant representative to ensure that they are reviewed.

It is imperative that a tenant representative accompanies the inspector during the entire inspection to describe operations and answer questions, as well as address considerations related to safety, environment, and liability. Often the tenant representative will include other employees with specialized roles during specific portions of the inspection.

Records, such as monitoring results, waste disposal manifests, or SPCC documentation, may be reviewed before, during, or after the tenant inspection. Sometimes, a tenant inspection may result in one or more follow-up activities. Therefore, prior to the end of the inspection, it will be helpful to take a few minutes to review relevant records and recap any deficiency, violation, or concern, which may require follow-up by either the inspector or the tenant representative.

Step 4: Inspection

Conducting an effective inspection requires observing operations that have the potential to impact the environment, posing questions to the tenant as necessary to gain a clear picture of whether or not the operations are complying with relevant environmental regulations, and recording observations for future use.

The inspector should use the pre-inspection preparation to identify areas of concern requiring the most attention for each tenant, and communicate the inspection plan with the tenant representative. As each area is observed, the inspector should evaluate how operations conform to Harbors revised *Environmental Compliance, BMP, and P2 Inspection Checklist for Tenants* (Attachment 4) and note deficiencies observed. In addition, the inspector should provide an oral guidance to the tenants concerning possible environmental improvements that may suit their operations (e.g., storage techniques, product substitutions, labeling requirements, or proper housekeeping protocols).

The tenant inspection provides an opportunity for the inspector to convey information to the tenants in the context of their operation, as well as a time for the tenants to ask for guidance on

particular environmental concerns. Sometimes, follow-up activities are necessary following the tenant inspection, for both the inspector and the tenant, which contribute to the goal of achieving environmental compliance in tenant operations.

Step 5: Documentation and Recordkeeping

Accurate inspection documentation and recordkeeping are critical to the success of Harbors environmental program. Photo documentation provides a simple and straightforward method to illustrate whether environmental compliance has been achieved and is essential in follow-up activities. If conducting multiple inspections on one day, the inspection should begin the photo documentation with a picture of an overview of tenant facility or an area where the operator of the facility can be easily identified. The inspector should record photo numbers on Harbors revised *Environmental Compliance, BMP, and P2 Inspection Checklist for Tenants* (Attachment 4).

Environmental Compliance, BMP, and P2 Inspection Checklist for Tenants

Harbors revised *Environmental Compliance, BMP, and P2 Inspection Checklist for Tenants* is the primary recordkeeping tool utilized during the inspection (Attachment 4). Inspectors may find it helpful to fill out portions of the form in advance, such as the tenant contact information and notes within each relevant section on the environmental assets or issues of concern. Additionally, some information collected during the inspection may be helpful for other Harbors sections, such as Property Management Section, to update their database.

As reviewing listed sections (e.g., Stormwater, Maintenance and Repair, Fueling, Washing, etc.), the inspector should take time to complete each section with comments and observations. Each lined item should be checked whether the item is “Y” (for yes), “N” (for no), or “N/A” (for not applicable). Any item checked with “N” require at a minimum comments, explanation, and/or further investigation. A copy of the inspection report will be sent to the tenant upon completion. It will become a part of the permanent Harbors tenant file.

DRAFT

Attachment 11

New Tenant Information Package

DRAFT

PROTECT
OUR OCEAN WATER
MALAMA I KE KAI

We are all responsible to make sure that pollutants don't end up in our ocean. To prevent "Illicit Discharges" into the storm water drainage system, there are Good Housekeeping activities and/or **Best Management Practices** (BMPs) that must be incorporated into your operations.

Sweep, Rake, Vacuum & Mop vs. Washing
Do NOT hose off sidewalks, parking areas and garages. Sweep, Rake, Vacuum & Mop and properly dispose of debris.



Use Non-Toxic Products
Choose non-toxic products over toxic ones. If needed, use them sparingly and properly dispose of unused portions. Minimize quantities stored on site.

NO Vehicle Washing
Unless authorized in writing by DOT Harbors. When washing vehicles, use soap sparingly and divert water runoff to landscaping or the sanitary sewer. Wash water should be collected in a bucket and poured in a sink. Do not allow soapy water to go onto the ground or into storm drains.

Reduce Use of Landscape Chemicals
Minimize the use of lawn and garden products, pesticides, herbicides, fertilizers and other chemicals. Avoid over-irrigating.

In general, **BMP's** can be followed by incorporating the **4 C's**:

CONTAIN IT, CONTROL IT, CAPTURE IT & COMMUNICATE IT

Contain It: Isolate your work area to prevent any potential flow or discharge from leaving the area.



Spill Containment



Wash Containment



Control It: Locate the nearest storm drain(s) and take measures to prevent pollutants from entering or discharging into them.

Stenciling





Protect Drains Properly





Capture It: Be prepared with clearly marked spill kits in appropriate areas to contain spills. Capture debris from rainwater runoff, cover trash, sweep, rake, vacuum and mop versus wash. Properly dispose of debris in trash receptacles.





Capture Oil



Be Prepared



Keep Receptacles Covered

Communicate It: Report illicit discharges, suspected discharges, and pollution concerns to Harbors Environmental at **(808) 587-1962** or to contacts listed in the **REPORT ILLICIT DISCHARGES** box. (BACK PAGE)

Best Management Practices (BMPs) for your industry can be found on the DOT Website:





http://hidot.hawaii.gov/harbors/library/storm-water-management/

Select Harbors Division **SCROLL DOWN** the webpage and find **BMP Flyers** under:

Harbors Best Management Practices (BMP) Fliers

- General BMPs

1. BMPs for Building and Remodeling
2. BMPs for Vehicle and Equipment Fueling
3. BMPs for Solid and Hazardous Waste Management
4. BMPs for Material Delivery and Handling
5. BMPs for Material Storage
6. BMPs for Vehicle Washing
7. BMPs for Vessel Maintenance Activities

- National Menu of Stormwater BMPs:
- EPA Construction BMPs:
- EPA Post-construction BMPs:

SCROLL DOWN further to find "**Spill Prevention Control & Counter Measures (SPCC)".**

Spill Prevention Control and Counter Measures (SPCC)

Environmental Protection Agency's (EPA's) main website for SPCC guidance.

- Tier 1 Qualified Facility SPCC Plan Template
  For facilities meeting the Tier I facility definition per 40 CFR 112.3(g)(1) and (2)of the SPCC rule. Contains SPCC Plan template in editable Microsoft Word format.
- SPCC Plan, Qualified Facilities Applicability
  Find out of your facility is subject to the SPCC Rule and if it meets the requirements of a Tier I or Tier II facility.

Addition information can be accessed from links at the bottom of the web-page.

Contact the **Department of Health Clean Water Branch** to see if your operation requires an **NPDES Permit.**

HARBORS DIVISION Aloha

Questions:
Call (808) 587-1962

ENVIRONMENTAL COMPLIANCE IS REQUIRED IN YOUR REVOCABLE PERMIT OR LEASE

ALL tenants are **REQUIRED** to comply with **ALL** Local, State and Federal **ENVIRONMENTAL LAWS** applicable to the activities on the permitted or leased Premises during and/or after the expiration or termination of the Revocable Permit or Lease. Failure of tenant to comply with ANY Environmental Laws constitutes a breach of the agreement, which may result in **TERMINATION** of the Revocable Permit or Lease and **LEGAL REMEDIES**, including, but not limited to, remediating at tenant's sole cost. **Questions Call: (808) 587-1944.**

Non-Compliance could result in **CITATIONS** and **FINES** issued by the Hawaii State Department of Health **(DOH)** and/or the Environmental Protection Agency **(EPA).** Let's work together to keep our environment clean.

REPORT ILLICIT DISCHARGES

Harbors Environmental: (M-F 8:00 AM to 4:30 PM)	**(808) 587-1962**
Harbors Traffic Control (24/7):	**(808) 587-2076**
U.S. Coast Guard:	**(808) 842-2600**
Hawaii Department of Health, Clean Water Branch:	**(808) 586-4309**
USEPA:	**(808) 541-2721**

HARBORS DIVISION Aloha

PROTECT OUR OCEAN WATER
MĀLAMA I KE KAI

STATE OF HAWAII DEPARTMENT OF TRANSPORTATION

Storm water pollution affects us all. Storm drains are not connected to the wastewater treatment plant *(sewer system),* **so everything flowing into the storm drain goes directly into our ocean UNTREATED!**

Storm water pollution comes from a variety of sources including:

- **Oil, fuel, machinery fluids, etc.**
- **Litter, pesticides, fertilizers, etc.**
- **Construction materials, i.e., Cement, paints, solvents, cleaners, detergents, metal, insulation, wood, etc.**
- **Bacteria from human and animal waste.**
- **Wash water from sinks, laundry, showers, vehicle washing, etc.**



(808) 587-1962

Attachment 12

VGP Requirement on Incidental Discharges from Vessels

DRAFT

The EPA's NPDES vessel program regulates incidental discharges from the normal operation of all non-recreational, non-military vessels of 79 feet or greater in length which discharge in waters of the United States through the Vessel General Permit [VGP]. In addition, the ballast water discharge provisions apply to any non-recreational vessel of less than 79 feet or commercial fishing vessels of any size. Military vessels or recreational vessels are regulated by other EPA programs under CWA Section 312.

The EPA has promulgated 2013 VGP (effective on December 19, 2013 and expiring at midnight December 19, 2018) and is still in the process of finalizing the Small Vessel General Permit (sVGP) to authorize discharges incidental to the normal discharges of commercial vessel operations. According to the VGP, vessels, greater than or equal to 300 gross tons or having the capacity to hold or discharge more than 8 cubic meters (2,113 gallons) of ballast water, must submit a signed and certified, complete and accurate Notice of Intent [NOI] to the EPA to obtain coverage, which permits discharges incidental to the normal operation of a vessel including, but not limited to:

- Deck washdown and runoff and above water line hull cleaning
- Bilgewater/Oily water separator effluent
- Ballast water
- Anti-fouling hull coatings/hull coating leachate
- Aqueous film forming foam [AFFF]
- Boiler or economizer blowdown
- Cathodic protection
- Chain locker effluent
- Controllable pitch propeller and thruster hydraulic fluid and other oil sea interfaces including lubrication discharges from paddle wheel propulsion, stern tubes, thruster bearings, stabilizers, rudder bearings, azimuth thrusters, and propulsion pod lubrication, and wire rope and mechanical equipment subject to immersion
- Distillation and reverse osmosis brine
- Elevator pit effluent
- Firemain systems
- Freshwater layup
- Gas turbine washwater
- Graywater
- Motor gasoline and compensating discharge
- Non-oily machinery wastewater
- Refrigeration and air condensate discharge
- Seawater cooling overboard discharge (including non-contact engine cooling water; hydraulic system cooling water, refrigeration cooling water)
- Seawater piping biofouling prevention
- Boat engine wet exhaust
- Sonar dome discharge
- Underwater ship husbandry

DRAFT

- Welldeck discharges
- Graywater mixed with sewage from vessels
- Exhaust gas scrubber wash water discharge
- Fish hold effluent

Note that if the vessel is less than 300 gross tons and has the capacity to carry less than 8 cubic meters of ballast water, but is larger than 79 feet, the owner of the vessel does not need to submit an NOI. However, the vessel must still comply with all applicable provisions of the VGP.

If the owner or operator of the vessel violates any of the limits in the VGP, s/he must conduct a corrective action assessment investigating the nature, cause, and potential options for eliminating the problems. Depending upon the extent of the problem, the VGP provides deadlines for resolving the issues. In addition, the owner or operator of the vessel must conduct routine visual inspections of all accessible areas of the vessel in order to verify that effluent limits are being met. On an annual basis, a more comprehensive inspection must be conducted. The findings of each routine visual inspection and annual inspection must be documented in the official ship logbook or as a component of other recordkeeping documentation.

As part of the reporting requirements, all vessel owners or operators subject to the VGP must submit an annual report to the EPA. Cruise ships and vessels with ballast water treatment systems must submit laboratory report(s) containing analytical data to the EPA and/or the USCG. If vessels have any instance of noncompliance, the owner or operator must report those instances of noncompliance to the EPA on an annual basis.

DRAFT

APPENDIX L
OUTFALL MAPS

This page intentionally left blank.

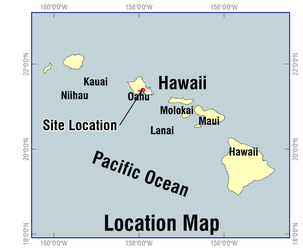

Legend

- ORI Outfalls
- Drain Box
- Dumpster
- Boat Launch Point
- Structure Footprint
- Catch Basin
- Storm Drain Piping - from onsite
- Storm Drain Piping - from offsite
- Harbors TMK
- Too Dangerous For Dry Weather ORI

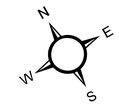

0 450 900
Feet
1 inch = 450 feet

HDOT Honolulu Harbor Outfall Location Map

Hawaii Department of Trasportation
Harbors Division

FIGURE
1

WESTON SOLUTIONS
841 BISHOP STREET SUITE 2301 HONOLULU, HAWAII 96813 808.585.0448

DRAWN:	DATE:	CONTRACT NO:
A.D	2013-DEC	XXXXXX-XX-X-XXXX
CHECKED:	CHECK DATE:	WORK ORDER NUMBER:
M. AMBLER	2013-DEC	13682.004.001.1000.00

O:\Alex\HDOT_Harbors\Fig3-1_Honolulu_Outfalls_ESize131209.mxd

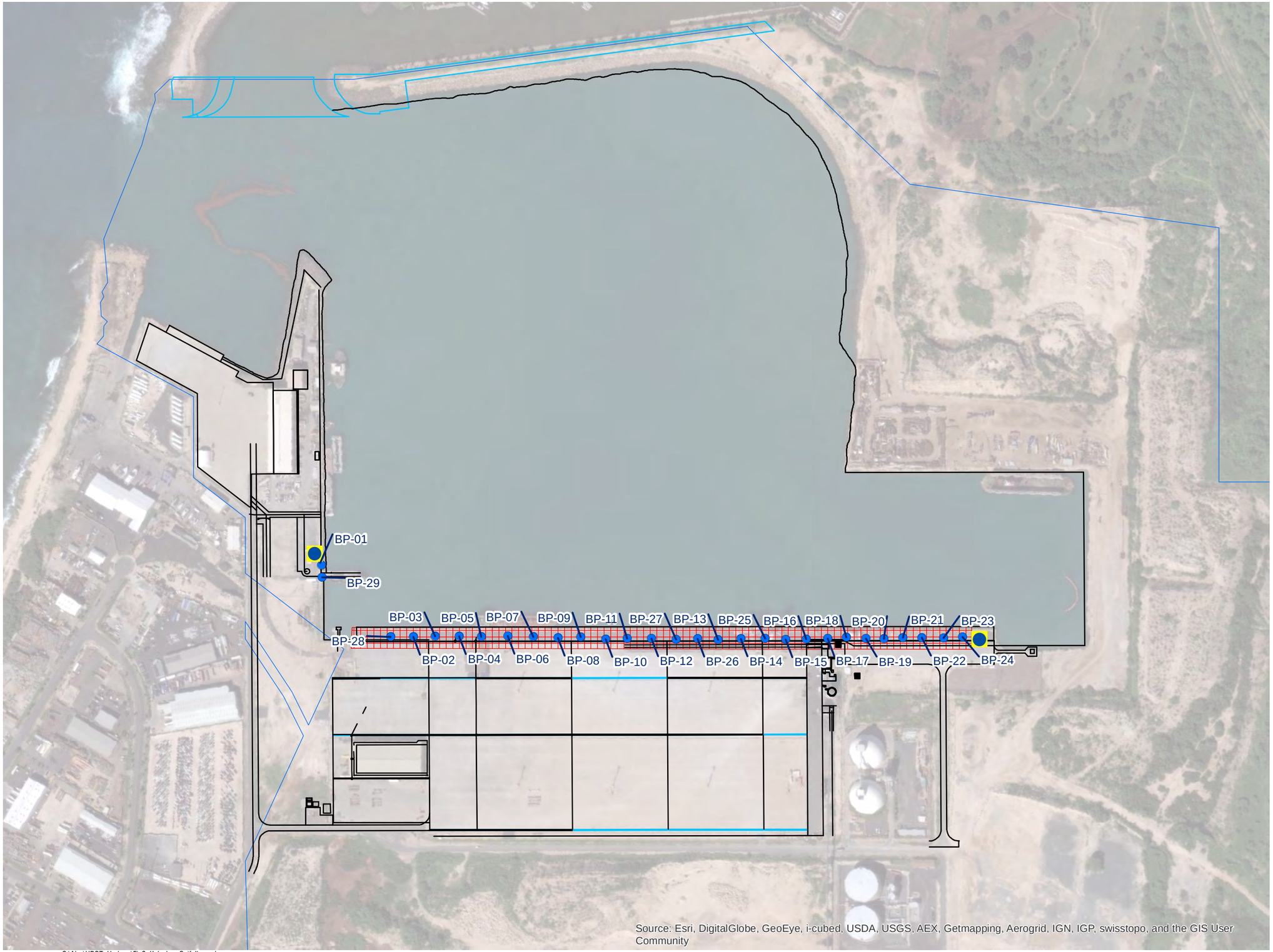

Source: Esri, DigitalGlobe, GeoEye, i-cubed, USDA, USGS, AEX, Getmapping, Aerogrid, IGN, IGP, swisstopo, and the GIS User Community

O:\Alex\HDOT_Harbors\Fig2_Kalaeloa_Outfalls.mxd

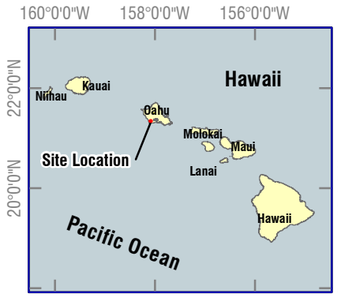

Location Map

Legend

- ORI Outfalls
- Structure Footprint
- Storm Drain Piping
- Harbors TMK
- Boat Launch Point
- Too Dangerous for Dry Weather ORI

0 200 400
Feet
1 inch = 400 feet

HDOT Kalaeloa Harbor Outfall Location Map

Hawaii Department of Transportation
Harbors Division

FIGURE 2

WESTON SOLUTIONS
841 BISHOP STREET SUITE 2301 HONOLULU, HAWAII 96813 808.275.2500

DRAWN	DATE	CONTRACT NO.
AD	2013-DEC	XXXXXX-XX-X-XXXX
CHECKED	CHECK DATE	WORK ORDER NUMBER
M. AMBLER	2013-DEC	13682.004.001.1000.00

APPENDIX M
OUTFALL DOCUMENTATION

This page intentionally left blank.

Weston Solutions, Inc.
841 Bishop Street
Honolulu, HI 96813

ORI Form

ACCOUNT
Kipa Outfall Inspection
US

LOCATION
Kipa

FORM DETAILS
Performed By: Mark Ambler

Inspection Information

1. Inspection Date
   07/11/2013
2. Investigators
   Stacey Fineran
3. Rainfall (last 24 hours)
   .01 (inches)
4. Rainfall (last 48 hours)
   .01 (inches)
5. Inspection Time

Outfall Data

6. Outfall ID
   kipa-01
7. Land Use
   (I) Industrial
8. Type
   No pipe
9. Material
   OD - Earthen
10. Shape
    Other
    No pipe
11. Dimensions
    40 feet across
12. Submerged
    Not submerged in water

Flowing Outfall Observations

13. Odor
    (NA) None
14. Color
    (NA) None

Weston Solutions, Inc.
841 Bishop Street
Honolulu, HI 96813

15. Turbidity

(1) Slight cloudiness

16. Floatables

(NA) None

Physical Outfall Observations

17. Outfall Damage

(NA) None

18. Deposits/Stains

(1) Trash

19. Abnormal Vegetation

(NA) None

20. Poor Pool Quality

(NA) None

Juvenile Convict tang present.

21. Pipe Benthic Growth

(NA) None

Overall Outfall Characterization

22. Characterization

(Obvious) Source identified

Other Observations

23. Upstream Follow-Up Actions

I spoke with a representative of Ryan's concrete who did not give his name and he said the piles of aggregate and old asphalt would be moved immediately.

24. Upstream Follow-Up Inspection

(NA) Not Applicable

25. Other Observations

The vacinity regurarly floods causing difficulty traversing the site



P1.1: Discharge point.



P1.2: Aggregate, asphalt and construction debris is an illicit discharge when flooding events occur.

Weston Solutions, Inc.
841 Bishop Street
Honolulu, HI 96813

ORI Form

ACCOUNT
Kipa Outfall Inspection
US

LOCATION
Kipa

FORM DETAILS
Performed By: Mark Ambler
Date Completed: 7/16/2013

Inspection Information

1. Inspection Date
   07/11/2013
2. Investigators
   Stacey Fineran
3. Rainfall (last 24 hours)
   .01 (inches)
4. Rainfall (last 48 hours)
   .01 (inches)
5. Inspection Time
   1137

Outfall Data

6. Outfall ID
   kipa-02
7. Land Use
   (I) Industrial
8. Type
   Open Drainage (OD)
9. Material
   OD - Concrete
   And earthen
10. Shape
    Other
    Hall elliptical
11. Dimensions
    36
12. Submerged
    Not submerged in water
    Partially submerged in water

Flowing Outfall Observations

13. Odor
    (NA) None

Weston Solutions, Inc.
841 Bishop Street
Honolulu, HI 96813

14. Color
    (NA) None
15. Turbidity
    (2) Cloudy
16. Floatables
    (NA) None

Physical Outfall Observations

17. Outfall Damage
    (1) Spalling, cracking, or chipping
18. Deposits/Stains
    (NA) None
19. Abnormal Vegetation
    (NA) None
20. Poor Pool Quality
    (NA) None
    Fish and garbage present.
21. Pipe Benthic Growth
    (1) Green

Overall Outfall Characterization

22. Characterization
    (Potential) 2 or more indicators

Other Observations

23. Upstream Follow-Up Actions
24. Upstream Follow-Up Inspection
25. Other Observations
    Upstream requires investigation.



P2.1: Outfall.



P2.2: Downstream.



P7.3: Close up of top of outfall.

Weston Solutions, Inc.
841 Bishop Street
Honolulu, HI 96813

ORI Form

ACCOUNT
Kipa Outfall Inspection
US

LOCATION
Kipa

FORM DETAILS
Performed By: Mark Ambler
Date Completed: 7/11/2013

Inspection Information

1. Inspection Date
   07/11/2013
2. Investigators
   Stacey Fineran
3. Rainfall (last 24 hours)
   .01 (inches)
4. Rainfall (last 48 hours)
   .01 (inches)
5. Inspection Time
   1105

Outfall Data

6. Outfall ID
   kipa-03
7. Land Use
   (I) Industrial
8. Type
   Open Drainage (OD)
9. Material
   OD - Concrete
10. Shape
    CP - Box
11. Dimensions
    40x30
12. Submerged
    Partially submerged in water

Flowing Outfall Observations

13. Odor
    (NA) None
14. Color
    (NA) None

Weston Solutions, Inc.
841 Bishop Street
Honolulu, HI 96813

15. Turbidity
    (NA) None
16. Floatables
    (NA) None

Physical Outfall Observations

17. Outfall Damage
    (NA) None
18. Deposits/Stains
    (1) Trash
19. Abnormal Vegetation
    (NA) None
20. Poor Pool Quality
    (NA) None
    Juvenile fish present
21. Pipe Benthic Growth
    (NA) None

Overall Outfall Characterization

22. Characterization
    (Unlikely) Less than 2 indicators

Other Observations

23. Upstream Follow-Up Actions
24. Upstream Follow-Up Inspection
    (NA) Not Applicable
25. Other Observations
    Aggregate in stream covering the algae looks similar in color to neighboring aggregate pile. Pile is higher than the BMP dust fence.



P7.1: Outfall.



P7.2: View through outfall.



P7.3: Aggregate pile over fence.



P7.4: Upstream was not accessible today.

Weston Solutions, Inc.
841 Bishop Street
Honolulu, HI 96813

ORI Form

ACCOUNT
Outfall Inspection

LOCATION
Honolulu Harbor

FORM DETAILS

Inspection Information	
1. Inspection Date	**05/31/2013**
2. Investigators	**Stacey Fineran**
3. Rainfall (last 24 hours)	**0 (inches)**
4. Rainfall (last 48 hours)	**0 (inches)**
5. Inspection Time	**1037**
Outfall Data	
6. Outfall ID	**32-02**
7. Land Use	**(I) Industrial**
8. Type	
9. Material	
10. Shape	
11. Dimensions	
12. Submerged	
Flowing Outfall Observations	
13. Odor	
14. Color	
15. Turbidity	
16. Floatables	
Physical Outfall Observations	
17. Outfall Damage	
18. Deposits/Stains	
19. Abnormal Vegetation	
20. Poor Pool Quality	

Weston Solutions, Inc.
841 Bishop Street
Honolulu, HI 96813

21. Pipe Benthic Growth

Overall Outfall Characterization

22. Characterization

(Obvious) Source identified

Other Observations

23. Upstream Follow-Up Actions

Trench drain was impacted by sediment.

24. Upstream Follow-Up Inspection

25. Other Observations



P3.1



P3.2



P3.3



P3.4

Weston Solutions, Inc.
841 Bishop Street
Honolulu, HI 96813

ORI Form

ACCOUNT
Outfall Inspection

LOCATION
Honolulu Harbor

FORM DETAILS

Inspection Information

1. Inspection Date
   05/31/2013
2. Investigators
   Stacey a fineran
3. Rainfall (last 24 hours)
   0 in
4. Rainfall (last 48 hours)
   0 in
5. Inspection Time

Outfall Data

6. Outfall ID
   35-03
7. Land Use
   (C) Commercial
8. Type
   Closed Pipe (CP)
9. Material
10. Shape
    CP - Circular
11. Dimensions
12. Submerged

Flowing Outfall Observations

13. Odor
    (2) Easily detected
14. Color
    (NA) None
15. Turbidity
    (NA) None

Weston Solutions, Inc.
841 Bishop Street
Honolulu, HI 96813

16. Floatables

(1) Few/slight; origin not obvious

Styrofoam balls present on high water mark.

Physical Outfall Observations

17. Outfall Damage
18. Deposits/Stains
19. Abnormal Vegetation
20. Poor Pool Quality
21. Pipe Benthic Growth

Overall Outfall Characterization

22. Characterization

(Obvious) Source identified

Other Observations

23. Upstream Follow-Up Actions
24. Upstream Follow-Up Inspection
25. Other Observations



P3.1



P3.2



P3.3



P25.4

Weston Solutions, Inc.
841 Bishop Street
Honolulu, HI 96813

ORI Form

ACCOUNT
Outfall Inspection

LOCATION
Honolulu Harbor

FORM DETAILS

Inspection Information

1. Inspection Date
   05/30/2013
2. Investigators
   Stacey Fineran
3. Rainfall (last 24 hours)
   0 (inches)
4. Rainfall (last 48 hours)
   .13 (inches)
5. Inspection Time
   1209

Outfall Data

6. Outfall ID
   P36-01
7. Land Use
   (C) Commercial
8. Type
   Closed Pipe (CP)
9. Material
   Other
   Metal pipe
10. Shape
    CP - Circular
11. Dimensions
    24
12. Submerged
    Not submerged in water

Flowing Outfall Observations

13. Odor
    (NA) None
14. Color
    (NA) None

Weston Solutions, Inc.
841 Bishop Street
Honolulu, HI 96813

15. Turbidity
    (NA) None
16. Floatables
    (NA) None

Physical Outfall Observations

17. Outfall Damage
    (NA) None
18. Deposits/Stains
    (NA) None
19. Abnormal Vegetation
    (NA) None
20. Poor Pool Quality
    (NA) None
21. Pipe Benthic Growth
    (1) Green

Overall Outfall Characterization

22. Characterization
    (Unlikely) Less than 2 indicators

Other Observations

23. Upstream Follow-Up Actions
    Investigated upstream and there are particulates that filter is not catching.
24. Upstream Follow-Up Inspection
    Upstream should be investigated during tenant inspection
25. Other Observations



P2.1

Weston Solutions, Inc.
841 Bishop Street
Honolulu, HI 96813

ORI Form

ACCOUNT
Outfall Inspection

LOCATION
Honolulu Harbor

FORM DETAILS

Inspection Information

1. Inspection Date
   05/30/2013
2. Investigators
   Stacey Fineran
3. Rainfall (last 24 hours)
   0 (inches)
4. Rainfall (last 48 hours)
   .13 (inches)
5. Inspection Time
   1106

Outfall Data

6. Outfall ID
   P37-01
7. Land Use
   (C) Commercial
8. Type
   Closed Pipe (CP)
9. Material
   Other
   Corrugated plastic reinforced with concrete
10. Shape
    CP - Circular
11. Dimensions
    24
12. Submerged
    Partially submerged in water

Flowing Outfall Observations

13. Odor
    (NA) None
14. Color
    (NA) None

Weston Solutions, Inc.
841 Bishop Street
Honolulu, HI 96813

15. Turbidity
    (NA) None
16. Floatables
    (NA) None

Physical Outfall Observations

17. Outfall Damage
    (NA) None
18. Deposits/Stains
    (NA) None
19. Abnormal Vegetation
    (NA) None
20. Poor Pool Quality
    (NA) None
21. Pipe Benthic Growth
    (1) Brown
    Algae

Overall Outfall Characterization

22. Characterization
    (Unlikely) Less than 2 indicators

Other Observations

23. Upstream Follow-Up Actions
    Followed upstream and AC condensate was being discharged
24. Upstream Follow-Up Inspection
    The upstream source is an allowable discharge.
25. Other Observations



P2.1

Weston Solutions, Inc.
841 Bishop Street
Honolulu, HI 96813

ORI Form

ACCOUNT
Outfall Inspection

LOCATION
Honolulu Harbor

FORM DETAILS
Performed By: Mark Ambler
Date Completed: 5/30/2013

Inspection Information

1. Inspection Date
   05/30/2013
2. Investigators
   Stacey Fineran
3. Rainfall (last 24 hours)
   0 (inches)
4. Rainfall (last 48 hours)
   0.13 (inches)
5. Inspection Time

Outfall Data

6. Outfall ID
   P38-01
7. Land Use
   (C) Commercial
8. Type
   Closed Pipe (CP)
9. Material
   CP - PVC Pipe
10. Shape
    CP - Circular
11. Dimensions
    12
12. Submerged
    Partially submerged in water

Flowing Outfall Observations

13. Odor
    (NA) None
14. Color
15. Turbidity
    (NA) None

Weston Solutions, Inc.
841 Bishop Street
Honolulu, HI 96813

16. Floatables

Physical Outfall Observations

17. Outfall Damage
    (NA) None
18. Deposits/Stains
    (NA) None
19. Abnormal Vegetation
    (NA) None
20. Poor Pool Quality
    (NA) None
21. Pipe Benthic Growth
    Red Alger growth

Overall Outfall Characterization

22. Characterization
    (Unlikely) Less than 2 indicators

Other Observations

23. Upstream Follow-Up Actions
24. Upstream Follow-Up Inspection
25. Other Observations
    Confirmed with dye.



P2.1

Weston Solutions, Inc.
841 Bishop Street
Honolulu, HI 96813

ORI Form

ACCOUNT
Outfall Inspection

LOCATION
Honolulu Harbor

FORM DETAILS

Inspection Information

1. Inspection Date
   05/30/2013
2. Investigators
   Stacey Fineran
3. Rainfall (last 24 hours)
   0 (inches)
4. Rainfall (last 48 hours)
   .13 (inches)
5. Inspection Time
   1033

Outfall Data

6. Outfall ID
   38-04
7. Land Use
   (C) Commercial
8. Type
   Closed Pipe (CP)
9. Material
   OD - Concrete
10. Shape
    CP - Circular
11. Dimensions
    38
12. Submerged
    Partially submerged in water

Flowing Outfall Observations

13. Odor
    (NA) None
14. Color
    (NA) None
15. Turbidity
    (1) Slight cloudiness

Weston Solutions, Inc.
841 Bishop Street
Honolulu, HI 96813

16. Floatables

(NA) None

Physical Outfall Observations

17. Outfall Damage

(NA) None

18. Deposits/Stains

(NA) None

19. Abnormal Vegetation

(NA) None

20. Poor Pool Quality

(NA) None

21. Pipe Benthic Growth

Loads of mangroves

Overall Outfall Characterization

22. Characterization

Other Observations

23. Upstream Follow-Up Actions
24. Upstream Follow-Up Inspection
25. Other Observations



P2.1

Weston Solutions, Inc.
841 Bishop Street
Honolulu, HI 96813

ORI Form

ACCOUNT
Outfall Inspection

LOCATION
Honolulu Harbor

FORM DETAILS

Inspection Information	
1. Inspection Date	**05/31/2013**
2. Investigators	**Stacey Fineran**
3. Rainfall (last 24 hours)	**0(inches)**
4. Rainfall (last 48 hours)	**0(inches)**
5. Inspection Time	**1138**
Outfall Data	
6. Outfall ID	**44/45-03**
7. Land Use	**(C) Commercial**
8. Type	**Closed Pipe (CP)**
9. Material	**CP - Reinforced Concrete Pipe**
10. Shape	**CP - Circular**
11. Dimensions	**18"**
12. Submerged	**Partially submerged in water**
Flowing Outfall Observations	
13. Odor	**(NA) None**
14. Color	**(NA) None**
15. Turbidity	**(NA) None**

Weston Solutions, Inc.
841 Bishop Street
Honolulu, HI 96813

16. Floatables

(NA) None

Physical Outfall Observations

17. Outfall Damage

(NA) None

18. Deposits/Stains

(NA) None

19. Abnormal Vegetation

(NA) None

20. Poor Pool Quality

(NA) None

21. Pipe Benthic Growth

(NA) None

Overall Outfall Characterization

22. Characterization

(Unlikely) Less than 2 indicators

Other Observations

23. Upstream Follow-Up Actions

Witches hat in inlet.

24. Upstream Follow-Up Inspection

The upstream source is an allowable discharge.

25. Other Observations



P7.1: Witches hat present. Air conditioning condesate responsible for flow through pipe.



P7.2: 50-60 feet from pier side.

Weston Solutions, Inc.
841 Bishop Street
Honolulu, HI 96813

ORI Form

ACCOUNT
Outfall Inspection

LOCATION
Honolulu Harbor

FORM DETAILS

Inspection Information

1. Inspection Date
   05/28/2013
2. Investigators
   Stacey Fineran
3. Rainfall (last 24 hours)
   .09(inches)
4. Rainfall (last 48 hours)
   .22(inches)
5. Inspection Time

Outfall Data

6. Outfall ID
   P52-01
7. Land Use
   (C) Commercial
8. Type
   Closed Pipe (CP)
9. Material
10. Shape
    CP - Circular
11. Dimensions
    48 inches
12. Submerged
    Fully submerged in water

Flowing Outfall Observations

13. Odor
    (NA) None
14. Color
    (NA) None
15. Turbidity
    (NA) None

16. Floatables

(NA) None

Physical Outfall Observations

17. Outfall Damage

(NA) None

18. Deposits/Stains

(NA) None

19. Abnormal Vegetation

(NA) None

20. Poor Pool Quality

(NA) None

21. Pipe Benthic Growth

(NA) None

Overall Outfall Characterization

22. Characterization

(Unlikely) Less than 2 indicators

Other Observations

23. Upstream Follow-Up Actions
24. Upstream Follow-Up Inspection
25. Other Observations

APPENDIX N
SUSPECTED ILLICIT DISCHARGE REPORTING FORM

This page intentionally left blank.

Hawaii Department of Transportation – Harbors Division

Suspected Illicit Discharge Reporting Form

General Information: Use this form to report a suspected illicit discharge. If you are unsure, please contact your supervisor or HAR-EE. Examples of illicit discharges: uncontained vehicle/equipment/building/sidewalk washing, sink discharging directly to ground or storm drain inlet, petroleum spills/sheens, unpermitted vessel discharges, uncontained vessel painting/chipping/sandblasting/cleaning, etc.

Observer Information			
Name:			
Office Code:		Telephone Number:	
Report Date:			

Description of Suspected Illicit Discharge			
Address or Location:		Date and Time:	
Description: (Include Substance and Amount, if known)			

Media into which the discharge occurred:

☐ Air ☐ Natural Soil ☐ Concrete/Asphalt Pavement ☐ Stream ☐ Ocean ☐ Other:_____

Responsible Party: (if known)	
Cause of Discharge: (if known)	
Clean-up Actions: (if applicable)	
Notifications Made:	

Please forward completed form and/or picture(s) to HAR-EE office. Fax Number: (808) 587-1964

Point of Contact for Reporting	
Agency	**Telephone Number**
Harbor Traffic Control (Aloha Tower)	(808) 587-2076, (808) 368-5993 (Cellular)
Hawaii Department of Transportation Harbors Division, Engineering Environmental Section [HAR-EE]	(808) 587-1962, (808) 587-1976, (808) 587-1960

Additional Follow-up By HAR-EE (to be filled by HAR-EE):

APPENDIX O
ILLICIT DISCHARGE DATABASE

This page intentionally left blank.

2013 Illicit Discharge Database
Honolulu and Kalaeloa Barbers Point Harbors

Tenant Business Name	Date of Incident	Method of Discovery	Description	Action Taken
Amazon Construction Company, Inc.	1/4/2013	Other Observation	On January 4, 2013, at approximately 0938 hours, a male individual was observed to be washing a yellowish-brown company vehicle, marked "Amazon Construction, Co., Inc." (License Plate Number 057 TRR), with a cloth and a hose connected to a faucet mounted on the fence of Akana Trucking, Inc. Facility. Wash water was discharging freely to the ground, and a petroleum hydrocarbon sheen was observed on the wash water.	HDOT HAR-EE personnel verbally warned the tenant on the site, and asked him to cease washing immediately. An enforcement letter dated 2/5/2013 was sent to the tenant, reminding to avoid clean-up method using water and asking for an action to insure that such activity would no longer occur. On February 18, 2013, Harbors received the response from Amazon. They committed that (1) no washing of vehicles using running water. (2) Drip pans are provided as necessary to capture potential leaks/spills. (3) All employees have been instructed to clean up spills immediately after occurrence. However, inventory of HM was provided within the response.
Miller Industries, Inc.	2/26/2013	Other Observation	On February 26, 2013, at approximately 1137 hours, a male individual, wearing a “M4 Services, LLC” shirt, was observed to be power-washing electric pallet trucks in the open yard, west of Kapalama Military Reservation (KMR) Building 919 (Photo 1). Discolored wash water was discharging freely to the ground (Photo 2). Upon inquiry, this person identified himself as an employee of “M4 Services, LLC.” He stated that he was not aware that vehicle and/or equipment washing on Harbors Division property, without any containment and prior consent from the Harbors Division, are prohibited.	Upon discovery, HAR-EE personnel came to the site and verbally warned the tenant's employee, and asked him to cease washing immediately. On March 8, 2013, an Notice of Apparent Water Quality Violation Letter was sent to the tenant, reminding to avoid clean-up methods using water and asking for an action to ensure that such activity would no longer occur.
POP Fishing & Marine, LLC	7/26/2013	Other Observation	On July 26, 2013, at approximately 0918 hours, two male individuals were reported to have been power-washing one of POP Fishing and Marine’s buildings (Photograph 1). Wash water (wastewater) was discharging freely to the ground and flowing into a storm drain inlet nearby (Photographs 1 and 2). Upon inquiry, they identified themselves as employees of POP Fishing and Marine. One of them stated that they were not aware that building washing on State Department of Transportation [HDOT] Harbors Division property, without implementing proper Best Management Practices [BMPs] and prior consent from the Harbors Division, is prohibited.	Immediately after receiving the phone call (from Baseyard personnel), HAR-EE personnel came to the site and verbally warned the two POP's employees. They were asked to stop power washing immediately. Meanwhile, HAR-EE talked with their supervisor Mr. Neil Kanemoto about the issue and reinsterated that proper BMPs must be installed in place prior to and during any power washing activities. On August 2, 2013, an Notice of Apparent Water Quality Violation Letter was sent to the tenant, asking for an action plan to ensure that such activity would no longer occur without implementing proper BMPs in place.
Hawaii Stevedores, Inc.	8/5/2013	Other Observation	On August 5, 2013, approximately 1145, an unsecured portable fuel tank rolled off truck bed as truck was making a turn on Pier 1 (near foot marker 2350) at Honolulu Harbor. Approximately 150 gallons of diesel fuel was released from the ruptured tank. About 1 to 2 gallons leaked through a storm drain manhole cover and went into the water.	HIS and Penco personnel responded immediately. Spill was fully contained and recovered within one hour. Loose granular absorbent blew into the water. Tower Control notified HAR-EE, Harbor Police, HDOH HEER office, and USCG. HAR-EE issued an Notice of Apparent Water Quality Violation Letter, dated August 19, 2013, to HSI.
Paradise Cruise, Ltd.	11/22/2013	Other Observation	On November 22, 2013, one of Harbors MCS noticed a bluish liquid collected in a storm drain inlet in the midst of the Paradise Cruise premises at KMR.	HAR-EE visited the site in the afternoon the same day. Due to its close proximity to the location of the restroom trailer (which was recently removed) and due to the fact that blue colored crystals were observed at the site of the trailer, HAR-EE believed that what was observed in the storm drain is related to the material at the site of the former restroom. It appears to be a disinfecting agent associated with restrooms. HAR-EE requested that those material be immediately removed from the storm drain before any of it can make its way into the storm drain system. It was also requested that sediment control device inside the drain inlet be replaced. Paradise shall ensure that none of the foreign substances are released into the storm drain when the old inlet protection device is removed. Upon completion, HAR-EE will conduct a follow-up inspection for verification purpose.□ A large amount of oil/grease staining and some drums of what appeared to be used oil within the premises. HAR-EE asked the tenant to label/mark and cover the drums appropriately.□ □ Response from Tenant:□ Email dated 11/22/2013 from Marc Rubenstein stated that the tenant would rectify the issue by 11/23/2013 morning.□ □ HAR-EE conducted follow-up inspection on 11/25/2013. All-above mentioned issues are rectified.

APPENDIX P
ENFORCEMENT ACTIONS

This page intentionally left blank.

From HAR-50 files

HAR-EE
3119.13

February 5, 2013

Mr. Dustin Onaga, President
Amazon Construction Company, Inc.
5 Sand Island Access Road, Box 139
Honolulu, HI 96819

Dear Mr. Onaga,

Subject: Notice of Apparent Water Quality Violation and 2012 Storm Water Compliance Inspection Results

We are informing you of an apparent violation to the Clean Water Act. Please advise us within twenty (20) calendar days as to what steps you are taking to insure us that such activity will no longer occur.

On January 4, 2013, at approximately 0938 hours, a male individual was observed to be washing a yellowish-brown company vehicle, marked "Amazon Construction, Co., Inc." (License Plate Number 057 TRR), with a cloth and a hose connected to a faucet mounted on the fence of Akana Trucking, Inc. facility. Wash water was discharging freely to the ground, and a petroleum hydrocarbon sheen was observed on the wash water. (Photos enclosed)

Please be advised that washing buildings, paved surfaces, vehicles and/or equipment with water and allowing the wash water to flow freely to the ground, which might flow into a storm drain inlet nearby, is an illicit discharge. Even if no discharge were to immediately occur, when the residue from the washing activity (such as detergents, grease, and grime) is exposed to future rainfall, there is a strong potential for pollutants to make their way into the ocean.

As a Harbors Division tenant, Amazon Construction Company, Inc. is required to comply with the National Pollution Discharge Elimination System (NPDES) Permit issued for our Small Municipal Separate Storm Sewer System (MS4). Any such future incident could subject your company to administrative actions including monetary fines, and/or termination of your Revocable Permit. In addition, such incident could elevate the overall risk ranking of your facility, which result in your facility being inspected more frequently (e.g., from annual to semiannual).

Please continue to attend our Annual Storm Water Awareness Training for Harbors Tenants, which is mandatory for all Harbors Division tenants, and be sure to share the information, as well as information previously sent to you, with all of your employees. For more information related to vehicle washing, please refer to the Best Management Practices flyer online at http://hidot.hawaii.gov/harbors/files/2013/01/BMPvehiclewashing.pdf.

An inspection was conducted at your facility on December 11, 2012. Enclosed is the inspection report documenting the findings of our inspections. Please take the time to review the report and correct the noted deficiencies. Your facility was found to need improvement in the following areas:

- Oily Equipment – Please cover oily equipment and place a drip pan underneath them to catch any leak/spill.
- Material Handling Area – Staining indicated small amounts of petroleum products had been spilled on-site. In the future, clean spills as soon as they occur to prevent runoff in the case of a rain event.
- Per Terms and Conditions 33(d) of your Revocable Permit, you must provide the Harbors Division an inventory of hazardous materials stored on your site. Please submit the required document to the following address within 20 calendar days of this letter. If the required document is satisfactorily received on time, the risk ranking of your facility will be reassessed and may be reduced.

Department of Transportation, Harbors Division
Hale Awa Ku Moku Building
79 South Nimitz Highway
Honolulu, HI 96813-4898

We appreciate your kokua in working with us to meet the requirements of the Clean Water Act and to keep our ocean resources pollution-free to the best of our abilities. If you have any questions, please contact Mr. Randal Leong of our Engineering Environmental Section at 587-1962 or Mr. Calvert Chun of our Property Management Section at 587-1944.

Very truly yours,

GLENN M. OKIMOTO, Ph.D.
Director of Transportation

Enclosures

bc: DEP-P, DEP-H, HAR, HAR-O, HAR-S, HAR-PM

YZ:va



Photograph 1: Vehicle, marked with "Amazon Construction, Co., Inc.," in the process of being washed.



Photograph 2: Vehicle license plate number.



Photograph 3: Sheen observed on washing water flowing to the ground.



Photograph 4: The hose is connected to a faucet mounted to the fence. Akana Trucking, Inc. facility is located across the fence on the other side.

Ltr dtd February 18, 2013

3.18.13

DOT 3-006b
(HAR r 8/10)

STATE OF HAWAII
DEPARTMENT OF TRANSPORTATION
Harbors Division

Log No. 13.0736
DIR No. 0338 Suspense Date 3/25/13

FROM: Amazon Construction Co., Inc.
Duston K. Onaga, Vice President
To: SOH Dept of Transportation
Attn: DIR (Glenn Okimoto)

DATE March 14, 2013

TO:
Email DEP-H
1 HAR
3/15 mc/2 HAR-S
__ HAR-SF
__ HAR-SI
__ HAR-SP
__ HAR-SMBA
mc HAR-PM
__ HAR-SO
__
3 HAR-E
__ HAR-EC
__ HAR-ED
__ HAR-EM
__ HAR-EP
A HAR-EE
__ HAR-ESP
mc HAR-O (A) Davis Yogi
__ HAR-OC
__ HAR-OE
__ HAR-OM
__ HAR-OO
__ HAR-O/FSO
__ HAR-H
__ HAR-M
__ HAR-K
__ Secretary
__
__

SUBJECT: Reply to HAR-EE 3119.13 Notice of Apparent Water Quality Violation and 2012 Storm Water Compliance Inspection Results

Copy of referenced letter HAR-EE 3119.13 is from HAR-SO files

DIR Suspense Date 3/25/13

-EE- 3/19/13

Excellent Work!

JZ - pls update distribution, file response

NRN -

FOR:
3 Appropriate Attention & Action
__ Arrange Meeting
__ Comments & Recommendations
__ Coordinate with
__ Copies distributed 3/14
__ Draft Reply
__ Faxed
__ For Your Direct Action/Reply
1-2 Information DEP-H, ~~HAR-PM, HAR-O~~
__ See Me
__ Signature
__ Return to
3 File ~~HAR-E~~
__

SUSPENSE DATE: jj jmo
March 21, 2013

13 MAR 14 P4:03

HARBORS DIVISION

DIR 0338
13.0736

Amazon Construction Co., Inc.

DEMOLITION SITE CLEARING HAULING
LICENSE NO. AC-11366

5 SAND ISLAND ACCESS ROAD • BUILDING 920 • BOX 139
HONOLULU, HAWAII 96819
(808) 841-6595 • FAX (808) 847-6846

February 18, 2013

STATE OF HAWAII
DEPARTMENT OF TRANSPORTATION
869 PUNCHBOWL STREET
HONOLULU, HAWAII 96813-5097

ATTN: GLENN OKIMOTO, DIRECTOR

2013 MAR -7 P 1:31
DIRECTOR'S OFFICE
DEPT. OF
TRANSPORTATION

RE: Notice of Watere Violation dated February 5, 2013

Dear Mr. Okimoto:

We are in receipt of your letter dated February 5, 2013 concerning our violation of the Clean Water Act on January 4, 2013.

Our current policies now include:

1) No washing of vehicles using running water. Wipe downs are still permitted.
2) Drip pans are provided as necessary to capture potential leaks/spills.
3) All employees have been instructed to clean up spills immediately after occurrence

If further information is required, please contact our office at 841-6595. Thank you for your assistance in this matter.

Very Truly Yours,

AMAZON CONSTRUCTION COMPANY, INC.

Duston K. Onaga

DUSTON K. ONAGA
Vice President

DKO/st

HAR-EE
3178.13

March 8, 2013

Mr. William Miller, President
Miller Industries, Inc.
5 Sand Island Access Road, Box 105
Honolulu, HI 96819

Dear Mr. Miller:

SUBJECT: NOTICE OF APPARENT WATER QUALITY VIOLATION

We are informing you of an apparent violation to the Clean Water Act. Please advise us within twenty (20) calendar days as to what steps you are taking to ensure us that such activity will no longer occur.

On February 26, 2013, at approximately 1137 hours, a male individual, wearing a "M4 Services, LLC" shirt, was observed to be power-washing electric pallet trucks in the open yard, west of Kapalama Military Reservation (KMR) Building 919 (Photo 1). Discolored wash water was discharging freely to the ground (Photo 2). Upon inquiry, this person identified himself as an employee of "M4 Services, LLC." He stated that he was not aware that vehicle and/or equipment washing on Harbors Division property, without any containment and prior consent from the Harbors Division, are prohibited.

Please be advised that washing buildings, paved surfaces, vehicles and/or equipment with water and allowing the wash water to flow freely to the ground is an illicit discharge. Even if no discharge were to immediately flow into a storm drain, when the residue from the washing activity (such as detergents, grease, and grime) is exposed to future rainfall, there is a strong potential for pollutants to make their way into the ocean. We recommend that a "No Washing" sign be clearly posted by the faucet inside the warehouse (Photo 3). Please share the information with all of your employees.

In addition, oil stains were observed on the ground and underneath a flatbed trailer (Photo 5). Nearby, an unknown fluid was leaking from one of the pallet trucks stored on-site (Photo 6). Please clean up any spill/leak as soon as possible and to the extent that it will not generate a

sheen when it rains. If necessary, place a drip pan or absorbent material underneath. Any spill/leak, if not cleaned up on a timely basis, will be exposed to future rainfall and make their way into the Harbors Division storm water conveyance system, and eventually reaching the ocean.

As a Harbors Division tenant, Miller Industries, Inc. is required to comply with the National Pollution Discharge Elimination System (NPDES) Permit issued for our Small Municipal Separate Storm Sewer System (MS4). Any such future incident could subject your company to administrative actions including monetary fines, and/or termination of your Revocable Permit. In addition, such incidents could elevate the overall risk ranking of your facility, which could result in your facility being inspected more frequently (e.g., from annual to semi-annual).

Please continue to attend our Annual Storm Water Awareness Training for Harbors Tenants, which is mandatory for all Harbors Division tenants, and be sure to share the information, as well as information previously sent to you, with all of your employees. For more information related to vehicle/equipment washing, please refer to the Best Management Practices flyer online at http://hidot.hawaii.gov/harbors/files/2013/01/BMPvehiclewashing.pdf.

We appreciate your kokua in working with us to meet the requirements of the Clean Water Act and to keep our ocean resources pollution-free to the best of our abilities. If you have any questions, please contact Mr. Carter Luke our Engineering Program Manager at 587-1862 or Mr. Calvert Chun of our Property Management Section at 587-1944.

Very truly yours,

GLENN M. OKIMOTO, Ph.D.
Director of Transportation

Enclosures

bc: DEP-P, DEP-H, HAR, HAR-O, HAR-S, HAR-PM

YZ:va



Photo 1: One of the pallet trucks (marked with number "2") in the process of being washed.



Photo 2: Discolored wash water observed on the ground.



Photo 3: The hose connected to the faucet inside of Building 919.



Photo 4: View of the company sign posted on Building 919.



Photo 5: Oil Stains on the ground.



Photo 6: Unknown fluid leaking from one of the pallet trucks on-site.

REF.DTD MARCH 21, 2013
ORIG.LTR DTD MARCH18, 2013

4-1-13
4-3-13

STATE OF HAWAII
DEPARTMENT OF TRANSPORTATION
Harbors Division

DOT 3-006b
(HAR r 8/10)

Log No. 13.0761
DIR No. 0420; ~~SUSPENSE~~ DATE:4/4/2013

FROM: DIR/MILLER INDUSTRIES, INC.
MARK MILLER, PRESIDENT
TO : DIR (GLENN M. OKIMOTO)

DATE MARCH 25, 2013

TO:
- __ DEP-H EMAIL
- 1 HAR
- 3/25 MC 1/2 HAR-S
- __ HAR-SF
- __ HAR-SI
- __ HAR-SP
- __ HAR-SMBA
- __ HAR-PM
- __ HAR-SO
- __
- 3 HAR-E
- __ HAR-EC
- __ HAR-ED
- __ HAR-EM
- __ HAR-EP
- 3a HAR-EE
- __ HAR-ESP
- __ HAR-O
- __ HAR-OC
- __ HAR-OE
- __ HAR-OM
- __ HAR-OO
- __ HAR-O/FSO
- __ HAR-H
- __ HAR-M
- __ HAR-K
- __ Secretary
- __
- __

FOR:
- 3/3a __ Appropriate Attention & Action
- __ Arrange Meeting
- __ Comments & Recommendations
- __ Coordinate with
- -S __ Copies distributed 3/25
- __ Draft Reply
- __ Faxed
- __ For Your Direct Action/Reply
- DEP-H,1&2 __ Information
- __ See Me
- __ Signature
- __ Return to
- 3a __ File HAR-EE
- __

SUSPENSE DATE:
APRIL 2, 2013

X _____ BR

SUBJECT: IN REPLY TO NOTICE OF APPARENT WATER QUALITY VIOLATION PER HAR-EE 3178.13 DTD 3/18/2013

4/1/13
For AAA JZ – pls file response
No resp. Nec.

R/S 13.0761

DIR 0420



MILLER INDUSTRIES, INC.
Servicing the Tire & Auto Repair Industry



March 18, 2013

State Of Hawaii
Department Of Transportation
869 Punchbowl Street
Honolulu , Hawaii 96813-5097

DIRECTOR'S OFFICE
DEPT. OF
TRANSPORTATION
2013 MAR 20 P 1:31

Attn: Glenn Okimoto, Director Of Transportation

Re: HAR-EE 3178.13 Notice of apparent water quality violation

Dear Mr. Okimoto,

I have received your notice dated 3/8/13 in regards to water quality violation and wanted to advise you on what steps I will be taking to ensure that such activity will no longer occur.

I will conduct a meeting with my crew and discuss with them the content of your notice and will as advised be cleaning up any oil and fluids on the ground and any paved surfaces. A lot of the stains are old stains that have been on the surface before we were here, however I can make attempts to clean up any newer stains. We will in the future make use of drip pans as well as absorbent materials underneath any vehicle or equipment leaking any type of fluids. I will as advised place a "NO WASHING" sign by the faucet and have my crew cease any washing activity at the warehouse. I hope these measures will meet with the State's approval in our efforts to comply with the Clean Water Act.

Very truly yours,

Mark Miller

President
Miller Industries Inc.

13 MAR 25 A9:38
HARBORS DIVISION

5 Sand Island Access Rd · Box 105 (Bldg 919) · Honolulu, Hawaii 96819
Bus (808)848-0855 · Fax (808) 841-0262
Toll Free: 1 (800) 404-0855

HAR-EE
3440.13

May 3, 2013

Mr. Leo Ohai
dba Oceanic Libra Corporation
P. O. Box 37028
Honolulu, Hawaii 96837

Dear Mr. Ohai,

SUBJECT: MALAMA I KE KAI (Protect Our Ocean Water)
2012 STORM WATER COMPLIANCE INSPECTION RESULTS

Pursuant to requirements established under the Honolulu Harbor and Kalaeloa Barbers Point Harbor Small Municipal Separate Storm Sewer System (MS4) permits, a site inspection of your facility was conducted on November 15, 2012. Starting from 2012, we have amended the inspection program by observing and documenting Tenant compliance efforts in regard to the environmental requirements contained in the Lease Agreement and/or Revocable Permit(s).

Conducting the inspection was Ms. Stacey Fineran and Mr. Travis DeFries, Environmental Consultants with Weston Solutions, and Mr. Jim Galariada and Ms. Ying Zhang, Environmental Health Specialists from Harbors Division, Engineering Branch Environmental Section. Enclosed is the inspection report documenting the findings of the inspection.

No immediate threats to the environment were observed during the inspection. Please review the report and correct the noted deficiencies listed below:

- Hazardous Substances Storage and Lease Agreement – According to Terms and Conditions 32.a (Lease Agreement Number H-99-3), "*The LESSEE shall not cause or permit the presence, escape, disposal, discharge or release of any hazardous materials except as permitted by law. The LESSEE warrants and represents that the LESSEE has not allowed the storage or use of such materials in any manner not sanctioned by law or by the highest standards prevailing in the industry for the storage and use of such materials, nor has allowed to be brought onto the premises any such materials, nor has allowed to be brought onto the premises any such materials, except to use in the ordinary course of LESSEE'S business,* ***and then only after written notice is given to LESSOR of the identify of such materials*** *and* ***upon the LESSOR'S consent****, which consent may be withheld at LESSOR'S sole and absolute discretion. As used in this paragraph 32, the "presence, escape, disposal, discharge or release of hazardous*

materials" includes, but is not limited to, oil and fuel spillage or leakage, improper waste oil disposal and pollution of the water attributable to the LESSEE'S (a) operations and activities on or connected with the premises or (b) use and occupancy of the premises." In compliance with your lease agreement, you must provide the Harbors Division an **inventory of hazardous materials/substances stored on-site** and **obtain written consent** from Harbors. Commonly used Hazardous Substances include, but are not limited to, gasoline, diesel fuel, motor oil, paint, paint thinner, acetone, aerosol can of spray paint, acids, bases, and highly corrosive cleaner. Meanwhile, you may check into their Safety Data Sheets (aka SDS or MSDS) to determine if they are considered Hazardous Substances or not. In response, please include at least following information in the document.

- **Subject** (e.g., this letter is in response to ...)
- **Date**
- **Revocable Permit or Lease Agreement Number**
- **Using proper company head** (if your company has one)
- **Justification statement** as why these hazardous substances are needed (e.g., for vehicle maintenance) and how they are stored on-site (e.g., within a secondary containment with spill kit nearby).
- **Inventory of hazardous substances** stored on-site.
- **Signature (**this document must be signed **by a duly authorized representative** for the company)

- Labeling – Please properly label and/or mark all containers used to store hazardous substances.

If you have not already done so, please correct the deficiencies noted, or develop an action plan and advise us within twenty (20) calendar days as to what steps you are planning to take to correct the situations. Indifference or no action to these requirements may lead to administrative actions including fines, or the cancellation of your tenancy. In the meantime, please work toward implementing the following recommended Best Management Practices:

- Preventive Maintenance – Large oily stains, resulted from a leaking forklift, were observed on the asphalt pavement during the inspection. Please monitor the forklift on a timely basis and place a drip pan or absorbent material underneath it to catch any spill or leak. In the meantime, please clean up any spill/leak as soon as possible.

- Vehicle/Equipment Washing – Please note that vehicle/equipment washing without secondary containment and without prior approval from HDOT Harbors Division is strictly prohibited. Please post "No Washing" Sign by the faucet.

- Trash Bin – The trash bin used to store scrap metal must be covered.

- Cleanliness – Please continue to improve general housekeeping on your premises.

- Harbors Annual Tenants Storm Water Awareness Training – Please attend Harbors Annual Storm Water Awareness Training for Harbors tenants, which is mandatory for all Harbors'

tenants, and ensure to share the information, as well as information previously sent to you, with all of your employees. For more information on Harbors Storm Water Management Program, please visit the program online at http://hidot.hawaii.gov/harbors/library/storm-water-management/.

- Harbors Environmental Hotline – Please post the "Storm Water Contacts" sign at a noticeable place on your premises (e.g., Employee's Bulletin Board).

We appreciate your kokua in working with us to meet the requirements of the Clean Water Act and to keep our ocean resources pollution-free to the best of our abilities. If you have questions, please contact Mr. Carter Luke, our Engineering Program Manager, at 587-1862 or
Mr. Calvert Chun of our Property Management Section at 587-1944.

Very truly yours,

GLENN M. OKIMOTO, Ph.D.
Director of Transportation

bc: DEP-P, DEP-H, HAR, HAR-O, HAR-S, HAR-PM

Enclosures

YZ:va

HAR-EE
3474.13

May 14, 2013

Mr. Wilbert Barber
Nanakuli Neighborhood Housing Services, Inc.
P.O. Box 17489
Honolulu, HI 96817-0489

Dear Mr. Barber:

SUBJECT: MALAMA I KE KAI (Protect Our Ocean Water)
2012 STORM WATER COMPLIANCE INSPECTION RESULTS

Pursuant to requirements established under the Honolulu Harbor and Kalaeloa Barbers Point Harbor Small Municipal Separate Storm Sewer System (MS4) permits, a site inspection of your facility was conducted on November 20, 2012. Starting from 2012, we have amended the inspection program to include the observation and documentation of Tenant compliance efforts regarding environmental requirements contained in the Lease Agreement and/or Revocable Permit(s).

Conducting the inspection were Ms. Stacey Fineran, Environmental Consultant with Weston Solutions, Inc. (Weston), Ms. Ying Zhang, Environmental Health Specialist from State of Hawaii Department of Transportation (HDOT) Harbors Division, Engineering Branch Environmental Section. Enclosed is the inspection report documenting the findings of the inspection.

No immediate threats to the environment were observed during the inspection. Please review the report and take action on the deficiencies listed below:

- Revocable Permit – Based on the observation during the inspection, potential hazardous wastes identified during previous inspections (Photos on Pages 13, 16, 17 of the Tenant Inspection Report prepared by Weston) were still stored on the premises. This observation conflicts with the provision stated in your current Revocable Permit (RP No. H-01-2248, Provision 26.A) that states, "*The PERMITTEE shall not allow the storage or use of any hazardous materials and/or waste within the premises or roadways.*" Please characterize those (potential) hazardous wastes and properly dispose of all containers of (potential) hazardous wastes, including the AST and all 55-gallon drums, as soon as possible. Otherwise, the facility is likely to be classified as a Small Quantity Generator,

and therefore will need to apply for and obtain an EPA Identification Number, which is regulated by the Resource Conversation and Recovery Act (RCRA) and Hawaii Administrative Rules (HAR) Title 11 Chapter 260. For more information, please visit State of Hawaii Department of Health (HDOH), Solid and Hazardous Waste Branch, Hazardous Waste Section, online at http://hawaii.gov/health/environmental/waste/hw/index.html.

- Outdoor Material Storage – Approximately nine air conditioning units, found outdoors, need to be stored indoors or removed from the permitted premises.

- Salvage Vehicle/Equipment – Please remove any salvaged vehicle/equipment from the site. In the meantime, please drain off the fluids and remove batteries from those derelict vehicles/equipment.

- Used Batteries – Please remove used batteries from the site and have them properly disposed of on a timely basis. In the meantime, please keep them covered.

If you have not already done so, please correct the deficiencies noted, or develop an action plan and advise us within twenty (20) calendar days as to what steps you are planning to take to correct the situations. Indifference or no action to this letter and/or the report may lead to administrative actions including fines, or the cancellation of your revocable permits. In the meantime, please work toward implementing the following recommended Best Management Practices:

- Labeling – Please properly label and/or mark all containers used to store hazardous substances and (potential) hazardous wastes.

- Maintenance Log – Please keep a company vehicle/forklift maintenance log on-site and readily available upon inspection.

- Spill Kit – Please keep spill kits at areas with a high potential for spills (e.g., inside the warehouse near the paint storage).

- Vehicle/Equipment Washing – Please note that vehicle/equipment washing without secondary containment and without prior approval from HDOT Harbors Division is strictly prohibited. Please post "No Washing" Sign by the faucet (Photo on Page 18 of the Tenant Inspection Report prepared by Weston). Hand Washing is allowed provided that a container is used to catch all wash water.

- Cleanliness – General housekeeping on the premises needs to be improved.

We appreciate your kokua in working with us to meet the requirements of the Clean Water Act and to keep our ocean resources free from pollution to the best of our abilities. If you have questions, please contact Mr. Carter Luke, our Engineering Program Manager, at 587-1862 or Mr. Calvert Chun of our Property Management Section at 587-1944.

Very truly yours,

GLENN M. OKIMOTO, Ph.D.
Director of Transportation

Enclosures

bc: DEP-P, DEP-H, HAR, HAR-O, HAR-S, HAR-PM

YZ:va

NEIL ABERCROMBIE
GOVERNOR

GLENN M. OKIMOTO
DIRECTOR

Deputy Directors
JADE T. BUTAY
FORD N. FUCHIGAMI
RANDY GRUNE
JADINE URASAKI

13 MAY 17 A10:12

HARBORS DIVIS

STATE OF HAWAII
DEPARTMENT OF TRANSPORTATION
869 PUNCHBOWL STREET
HONOLULU, HAWAII 96813-5097

IN REPLY REFER TO:
HAR-EE
3489.13

May 21, 2013

Mr. Jay Dowsett
Friends of Hokule'a and Hawai'iloa
P. O. Box 696
Kailua, Hawaii 96734

Dear Mr. Dowsett:

Subject: Malama I Ke Kai (Protect Our Ocean Water)
2012 Storm Water Compliance Inspection Results

Pursuant to requirements established under the Honolulu Harbor and Kalaeloa Barbers Point Harbor Small Municipal Separate Storm Sewer System (MS4) permits, a site inspection of your facility was conducted on October 26, 2012. Starting from 2012, we have amended the inspection program to include the observation and documentation of Tenant compliance efforts regarding environmental requirements contained in the Lease Agreement and/or Revocable Permit(s).

Conducting the inspection were Ms. Stacey Fineran and Mr. Travis DeFries, Environmental Consultants with Weston Solutions, Inc. (Weston), and Ms. Ying Zhang, Environmental Health Specialist from the State of Hawaii Department of Transportation (HDOT) Harbors Division, Engineering Branch Environmental Section. Enclosed is the inspection report documenting the findings of the inspection.

Potential pollutant threats to the environment were observed during the inspection. Please review the report and take action on the deficiencies listed below:

- Hazardous Material Storage and Revocable Permit – Based on observation during the inspection, potential hazardous substances (e.g., acetone) are stored and/or used on the premises. This observation conflicts with the provision stated in your current Revocable Permit (RP No. H-98-2074, Provision 26.F) which states, "*The PERMITTEE shall not allow the storage or use of any hazardous materials and/or waste within the premises or*

roadways." In order to address this conflict, please contact the HDOT Harbors Division Property Management Section, so that the current Revocable Permit can be replaced with a new one. The new Revocable Permit would allow the limited storage of hazardous substances on your premises provided that you meet certain conditions.

- Hazardous Material Storage – The whole facility is located at a low spot in the Keehi Industrial Park Area, and storm water always drains onto the site during the rain events and/or high tides. The site has experienced major flooding events in the past. Please centralize the storage of potential hazardous substances, and ensure that they are elevated (above the high water mark to reduce the risk of discharge into the water) and compatible with other items stored nearby (e.g., do not store corrosives and flammable materials together). In addition, please provide secondary containment for (potential) hazardous substances stored in 55-gallon drums. It is recommended that an NFPA-approved flammable cabinet be used to store any flammable materials.

- General Housekeeping – The site has experienced major flooding events in the past. Noticeable quantities of fiberglass were observed on the ground and other surfaces during the inspection, from vessel repair and maintenance operation. These would potentially be washed off-site and eventually reach the ocean. Therefore, this situation, if not rectified, is considered a potential illicit discharge. Please clean up any fiberglass and debris on a timely basis.

If you have not already done so, please correct the deficiencies noted, or develop an action plan and advise us within twenty (20) calendar days as to what steps you are planning to take to correct the situations. Indifference or no action to this letter and/or the report may lead to administrative actions including fines, or the cancellation of your revocable permit(s). In the meantime, please work toward implementing the following recommended Best Management Practices:

- HDOT Harbors Training – Please attend our Annual Storm Water Awareness Training for Harbors Tenants, which is mandatory for all Harbors Division tenants, and be sure to share the information, as well as information previously sent to you, with all of your employees.

- Harbors Environmental Hotline – A "Storm Water Contacts" Sign was distributed to your facility during the inspection. Please post the Sign at a noticeable place on the premises (e.g., Employees' Bulletin Board).

We appreciate your kokua in working with us to meet the requirements of the Clean Water Act and to keep our ocean resources free from pollution to the best of our abilities. If you have

questions, please contact Mr. Carter Luke, our Engineering Program Manager, at 587-1862, or Mr. Calvert Chun of our Property Management Section at 587-1944.

Very truly yours,

GLENN M. OKIMOTO, Ph.D.
Director of Transportation

Enc. (w/out)

bc: DEP-P, DEP-H, HAR, HAR-O, HAR-S, HAR-PM

YZ:jmo

NEIL ABERCROMBIE
GOVERNOR

GLENN M. OKIMOTO
DIRECTOR

Deputy Directors
JADE T. BUTAY
FORD N. FUCHIGAMI
RANDY GRUNE
JADINE URASAKI

STATE OF HAWAII
DEPARTMENT OF TRANSPORTATION
869 PUNCHBOWL STREET
HONOLULU, HAWAII 96813-5097

HAR-EE
3624.14

July 15, 2013

Mr. Stephen Hinton
Marisco, Ltd
91-607 Malakole Road
Kapolei, HI 96707

Dear Mr. Hinton,

SUBJECT: MALAMA I KE KAI (Protect Our Ocean Water)
2013 STORM WATER COMPLIANCE INSPECTION RESULTS

Pursuant to requirements established under the Honolulu Harbor and Kalaeloa Barbers Point Harbor Small Municipal Separate Storm Sewer System (MS4) permits, a semiannual site inspection of your facility was conducted on June 4, 2013. Starting from 2012, we have amended the inspection program to include the observation and documentation of Tenant compliance efforts regarding environmental requirements contained in the Lease Agreement and/or Revocable Permit(s).

Conducting the inspection were Mr. Mark Ambler, Environmental Consultant with Weston Solutions, and Mr. Jim Galariada and Ms. Ying Zhang, Environmental Health Specialists from State of Hawaii Department of Transportation (HDOT) Harbors Division, Engineering Branch Environmental Section. Enclosed is the inspection report documenting the findings of the inspection.

No immediate threats to the environment were observed during the inspection. Please work toward implementing the following recommended Best Management Practices:

- Container Labeling – Please properly label and/or mark the drums and tote identified on Pages 7 and 8 of the enclosed Tenant Inspection Report prepared by Weston Solutions, Inc.

- Vehicle/Equipment Maintenance – It was observed during the inspection that maintenance on crane was conducted outdoors without sufficient containment (Photo on Page 10 of the enclosed Tenant Inspection Report prepared by Weston Solutions, Inc.). If any vehicle/equipment maintenance needs to be conducted outdoors, please ensure that the maintenance area is fully contained to the maximum extent practicable to reduce source of potential pollutants from storm water runoff.

- Sweeping – Sediment accumulation was observed inside the berm near one of the discharge point (Photo on Page 9 of the enclosed Tenant Inspection Report prepared by Weston Solutions). Please thoroughly sweep areas adjacent to potential discharge locations.

We appreciate your kokua in working with us to meet the requirements of the Clean Water Act and to keep our ocean resources free from pollution to the best of our abilities. If you have questions, please contact Mr. Randal Leong of our Environmental Section at (808) 587-1962.

Very truly yours,

GLENN M. OKIMOTO, Ph.D.
Director of Transportation

bc: DEP-P, DEP-H, HAR, HAR-O, HAR-S, HAR-PM (w/out enclosures)

YZ:va

Enclosures

File: PSI_20130717.doc

July 17, 2013

Mr. Marv Miller
Pacific Shipyard International, LLC
P.O. Box 31328
Honolulu, HI 96820

Dear Mr. Miller,

SUBJECT: MALAMA I KE KAI (Protect Our Ocean Water)
2013 STORM WATER COMPLIANCE INSPECTION RESULTS

Pursuant to requirements established under the Honolulu Harbor and Kalaeloa Barbers Point Harbor Small Municipal Separate Storm Sewer System (MS4) permits, a semiannual site inspection of your facility was conducted on June 7, 2013. Starting from 2012, we have amended the inspection program to include the observation and documentation of Tenant compliance efforts regarding environmental requirements contained in the Lease Agreement(s) and/or Revocable Permit(s).

Conducting the inspection were Mr. Mark Ambler, Environmental Consultant with Weston Solutions, Inc. (Weston), and Mr. Randal Leong, Environmental Engineer, and Ms. Ying Zhang, Environmental Health Specialist from State of Hawaii Department of Transportation (HDOT) Harbors Division, Engineering Branch Environmental Section. Enclosed is the inspection report, documenting the observations and findings of the inspection.

No immediate threats to the environment were observed during the inspection. Please review the report and correct the deficiencies listed below:

- Facility Drains – It was observed that a sink in the Unitek area was piped to drain directly to the ground surface behind the building. No discharge was noticed at the time of inspection. Please note that this situation, if not rectified, is considered an illicit discharge. The tenant was notified to cease the use of the sink immediately at the time of inspection, and they responded right way (refer to the top photos on Pages 6 and 7). In addition, the tenant informed the inspectors that they would hire a plumber to properly remove or retrofit the facility drain.

- Wastewater Disposal – Pool of wastewater was observed at the time of inspection on the dry-dock (refer to the top photo on Page 8). Even though utilization of the natural evaporation process is considered an economical means to recycle natural resources, please be aware of its efficiency and dry-dock limited capacity. Please implement a monitoring program to ensure that no wastewater will be discharged into State waters.

All remaining wastewater must be pumped out prior to any storm event(s) to prevent overflow.

If you have not already done so, please correct the deficiencies noted above, or develop an action plan and advise us within twenty (20) calendar days as to what steps you are planning to take to correct the situations. Indifference or no action to this letter and the enclosed inspection report may lead to administrative actions including fines, or the cancellation of your revocable permit(s). In the meantime, please work toward implementing the following recommended Best Management Practices:

- Oily Equipment – Oily stains, appeared to be leaking from a boat motor, were observed at the time of inspection. Under request, the tenant cleaned up the spill (refer to photos on Page 10). Please store any oily or leaking equipment under cover if possible, and place drip pans underneath or have them stored in a secondary containment to catch and/or contain any spill or leak.

- Hazardous Material and Waste Storage – Based on field observation, diesel fuel aboveground storage tank, used oil, and hazardous waste were stored adjacent to each other (refer to the bottom photo on Page 8). It is recommended that storage of hazardous materials and waste be segregated from each other. This will substantially reduce any cleanup effort in case of spill, fire, or other emergencies.

- Pollution Prevention – Please install biosocks (or other engineering control device) along the east boundary of the facility, where the shoreline is not bermed up currently, to prevent dust, sediment, or other potential pollutants from entering State water during heavy rain event(s).

- General Housekeeping – Please regularly clean the site and continue to improve housekeeping.

- Harbors Tenant Training – Please attend Harbors Annual Storm Water Awareness Training, which is mandatory for all Harbors tenants.

We appreciate your kokua in working with us to meet the requirements of the Clean Water Act and to keep our ocean resources free from pollution to the best of our abilities. If you have questions, please contact Mr. Randal Leong of our Environmental Section at (808) 587-1962.

Very truly yours,

GLENN M. OKIMOTO, Ph.D.
Director of Transportation

bc: DEP-P, DEP-H, HAR, HAR-O, HAR-S, HAR-PM

YZ:ai
Enclosure

NEIL ABERCROMBIE
GOVERNOR

GLENN M. OKIMOTO
DIRECTOR

Deputy Directors
JADE T. BUTAY
FORD N. FUCHIGAMI
RANDY GRUNE
JADINE URASAKI

STATE OF HAWAII
DEPARTMENT OF TRANSPORTATION
869 PUNCHBOWL STREET
HONOLULU, HAWAII 96813-5097

HAR-EE
3684.14

July 22, 2013

Mr. Derek Higa
Fresh Island Fish, LLC
1135 North Nimitz Highway
Honolulu, HI 96817

Dear Mr. Higa,

SUBJECT: MALAMA I KE KAI (Protect Our Ocean Water)
2013 STORM WATER COMPLIANCE INSPECTION RESULTS

Pursuant to requirements established under the Honolulu Harbor and Kalaeloa Barbers Point Harbor Small Municipal Separate Storm Sewer System (MS4) permits, a site inspection of your facility was conducted on June 12, 2013. Starting from 2012, we have amended the inspection program to include the observation and documentation of Tenant compliance efforts regarding environmental requirements contained in the Lease Agreement and/or Revocable Permit(s).

Conducting the inspection were Mr. Stephen Fallon and Mr. Travis DeFries, Environmental Consultants with Weston Solutions, Inc. (Weston), Ms. Ying Zhang, Environmental Health Specialist from the State of Hawaii Department of Transportation (HDOT) Harbors Division, Engineering Branch Environmental Section. Enclosed is the inspection report documenting the observations and findings of the inspection.

No immediate threats to the environment were observed during the inspection. However, please provide the HDOT Harbors Division the following information to assure us that no illicit discharges are being introduced into the Harbors Division storm drain system:

- Connection to State Harbors Drainage System – Based on the field observation, it is very likely that on-site storm water flows into the Harbors drainage system through the facility's underground conveyance system. However, based on our records, no application related to the connection has ever been received by the Harbors Division. A copy of the ***Permit for Connection to the State Harbors Drainage System*** is enclosed. The form is self-explanatory. Please read the instructions, and fill and submit the form,

together with other required documents and "as-built" construction drawings, to the following address:

Mr. Randal Leong
Engineering Branch, Environmental Section,
State of Hawaii Department of Transportation, Harbors Division
79 South Nimitz Highway
Honolulu HI 96813-4898

In addition, please note that vehicle/equipment washing, without proper secondary containment and without prior approval from the HDOT Harbors Division, is strictly prohibited. Please provide the Harbors Division additional information on the design and operation of the trench drain (as shown on Page 4 of the enclosed Inspection Report) in the open area to the same address listed above. For more information related to vehicle and/or equipment washing, please refer to the Best Management Practices flyer, developed by the Harbors Division, at http://hidot.hawaii.gov/harbors/files/2013/01/BMPvehiclewashing.pdf.

Please provide us the required permit application, documents, and information within twenty (20) calendar days of the receipt of this letter. In the meantime, please work toward implementing the following recommended Best Management Practices:

- Oily Equipment Storage – Salvaged oily equipment on pallet was scheduled for disposal (refer to the photo on Page 12 of the enclosed Inspection Report). In the meantime, please place drip pans or absorbent materials underneath to catch any spill/leak.

- Maintenance Log – Please keep a maintenance log for work conducted on equipment and vehicles stored/parked on-site.

- Waste Containment – We noticed that the two 55-gallon used oil drums had been replaced with a sealed plastic container, which is regularly serviced by a used oil recycling company. In addition, please provide secondary containment for the plastic container to reduce the source of pollutants and effort for spill response and cleanup.

- Spills and Stains – Stains from leaking vehicles were observed along parking and loading area. Please regularly check vehicles for signs of leak/spill and maintain them on a timely basis. In the meantime, please cleanup any spill/leak as soon as possible and to the extent that it will not generate a sheen when it rains.

- Spill Kits – A spill kit should be kept on-site and placed at a high-risk area (e.g., loading dock). Please make it readily accessible.

- HDOT Harbors Training – Please attend our Annual Storm Water Awareness Training for Harbors Tenants, which is mandatory for all Harbors Division tenants, and be sure to

share the information, as well as information previously sent to you, with all of your employees. Information related to training will be sent at a later time.

- Harbors Environmental Hotline –Please post the "Storm Water Contacts" Sign (enclosed) at a noticeable place on the premises (e.g., Employee's Bulletin Board).

We appreciate your kokua in working with us to meet the requirements of the Clean Water Act and to keep our ocean resources free from pollution to the best of our abilities. If you have questions, please contact Mr. Randal Leong of our Environmental Section at (808) 587-1962.

Very truly yours,

GLENN M. OKIMOTO, Ph.D.
Director of Transportation

Enc.

bc: DEP-P, DEP-H, HAR, HAR-O, HAR-S, HAR-PM

YZ:ai

NEIL ABERCROMBIE
GOVERNOR

GLENN M. OKIMOTO
DIRECTOR

Deputy Directors
JADE T. BUTAY
FORD N. FUCHIGAMI
RANDY GRUNE
JADINE URASAKI

STATE OF HAWAII
DEPARTMENT OF TRANSPORTATION
869 PUNCHBOWL STREET
HONOLULU, HAWAII 96813-5097

HAR-EE
3699.14

July 29, 2013

Mr. Jay Dowsett
Friends of Hokule'a and Hawai'iloa
1329 Maleko Street
Kailua, HI 96734

Dear Mr. Dowsett,

SUBJECT: MALAMA I KE KAI (Protect Our Ocean Water)
2013 STORM WATER COMPLIANCE INSPECTION RESULTS

Pursuant to requirements established under the Honolulu Harbor and Kalaeloa Barbers Point Harbor Small Municipal Separate Storm Sewer System (MS4) permits, a site inspection of your facility was conducted on June 18, 2013. Starting from 2012, we have amended the inspection program to include the observation and documentation of Tenant compliance efforts regarding environmental requirements contained in the Lease Agreement and/or Revocable Permit(s).

Conducting the inspection were Ms. Stacey Fineran, Environmental Consultant with Weston Solutions, Inc. (Weston), and Ms. Ying Zhang, Environmental Health Specialist from the State of Hawaii Department of Transportation (HDOT) Harbors Division, Engineering Branch Environmental Section, and Mr. Carl Young, Property Manager from HDOT Harbors Division Property Management Section. Enclosed is the inspection report documenting the observations and findings of the inspection.

Based on field observation and further assessment, it is concluded that this facility poses potentially significant threats to the environment. Please review the report and take action on the deficiencies listed below:

- Hazardous Material Storage and Révocable Permit – Based on the field observations at the time of the inspection, potential hazardous substances (e.g., acetone, solvent-based paint, paint thinner, gasoline, diesel, resin, etc) are stored and/or used on the premises. This observation conflicts with the provision stated in your current Revocable Permits (RP No. H-98-2074, Provision 26.F) which states, "*The PERMITTEE shall not allow the storage or use of any hazardous materials and/or waste within the premises or roadways.*" We are aware that, currently, the tenant has submitted an application and is in the process of receiving a new RP, which would allow the limited storage of hazardous substances on the premises provided that certain conditions are met.

- Hazardous Material Storage – The whole facility is located at a low spot in the Keehi Industrial Park Area, and storm water always drains onto the site during rain events and/or at high tide. The site has experienced major flooding events in the past. Please centralize the storage of potential hazardous substances, ensure that they are elevated above the high water mark (to reduce the risk of discharge into the water) and ensure that only compatible items are stored together (e.g., do not store corrosives and flammable materials together). In addition, please provide secondary containment for (potentially) hazardous substances stored in 55-gallon drums. It is recommended that a NFPA-approved flammable cabinet be used to store any flammable materials.

- General Housekeeping – The site has experienced major flooding events in the past. Noticeable quantities of fiberglass shavings, from vessel repair and maintenance operation, were observed on the ground and other surfaces during the inspection. These would potentially be washed off-site and into the ocean during heavy rains or at high tide. Therefore, this situation, if not rectified, is considered an illicit discharge, and is in violation of Provision 10 contained in the current RP, which states:

  "*The PERMITTEE shall not make, permit, or suffer any waste, strip, nuisance, or any other unlawful, improper, or offensive use of the Premises. The PERMITTEE shall maintain the Premises, improvement thereon, all equipment, and other personal property of the PERMITTEE upon the Premises in a strictly clean, neat, safe, orderly, and sanitary condition, free of waste, rubbish, and debris, and shall provide for the safe and sanitary handling and disposal of all trash, garbage, and other refuse from the Premises.*"

  Please clean up all fiberglass, wood, and metal shavings and other debris on a timely basis, using dry sweeping methods. In addition, fiberglass shavings were observed at the discharge point in the rear of the building around the sump pump. It is recommended that a fabric filter be placed around the sump pump to prevent fiberglass or other pollutants from discharging into State waters.

If you have not already done so, please correct the deficiencies noted above, or develop an action plan and advise us within twenty (20) calendar days as to what steps you are planning to take to correct the situations. Indifference or no action to this letter and/or the report may lead to administrative actions including fines, or the cancellation of your revocable permit(s). In the meantime, please work toward implementing the following recommended Best Management Practices:

- Used Batteries – Please properly dispose of used batteries on a timely basis. While awaiting disposal, please place them within secondary containment or under cover, and stored above the high water mark.

- Spill Kit – Please keep a spill kit on-site and have it clearly marked and readily accessible.

- HDOT Harbors Training – Please attend our Annual Storm Water Awareness Training for Harbors Tenants, which is mandatory for all Harbors Division tenants, and be sure to share the information, as well as information previously sent to you, with all of your employees.

- Harbors Environmental Hotline – A "Storm Water Contacts" Sign has been distributed to your facility during the inspection and is enclosed. Please post the Sign at a noticeable place on the premises (e.g., Employee's Bulletin Board).

We appreciate your kokua in working with us to meet the requirements of the Clean Water Act and to keep our ocean resources free from pollution to the best of our abilities. If you have questions, please contact Mr. Randal Leong of our Environmental Section at (808) 587-1962.

Very truly yours,

for GLENN M. OKIMOTO, Ph.D.
Director of Transportation

bc: DEP-P, DEP-H, HAR, HAR-O, HAR-S, HAR-PM

Enclosures (w/out)

YZ:ai

Certified Mail

NEIL ABERCROMBIE
GOVERNOR

GLENN M. OKIMOTO
DIRECTOR

Deputy Directors
JADE T. BUTAY
FORD N. FUCHIGAMI
RANDY GRUNE
JADINE URASAKI

STATE OF HAWAII
DEPARTMENT OF TRANSPORTATION
869 PUNCHBOWL STREET
HONOLULU, HAWAII 96813-5097

HAR-EE
3700.14

July 29, 2013

Mr. Ryland Brown, Port Captain
Kirby Offshore Marine, LLC
Pier 2
Honolulu, HI 96817

Dear Mr. Brown,

SUBJECT: MALAMA I KE KAI (Protect Our Ocean Water)
2013 STORM WATER COMPLIANCE INSPECTION RESULTS

Pursuant to requirements established under the Honolulu Harbor and Kalaeloa Barbers Point Harbor Small Municipal Separate Storm Sewer System (MS4) permits, site inspections of your facilities were conducted on June 21 and July 22, 2013. Starting from 2012, we have amended the inspection program to include the observation and documentation of Tenant compliance efforts regarding environmental requirements contained in the Lease Agreement and/or Revocable Permit(s).

On June 21, 2013, a site inspection was conducted at your main warehouse on Pier 21 and storage lot on Pier 25, by Mr. Mark Ambler and Ms. Stacey Fineran, Environmental Consultants with Weston Solutions, Inc. (Weston), and Ms. Ying Zhang, Environmental Health Specialist from the State of Hawaii Department of Transportation (HDOT) Harbors Division, Engineering Branch Environmental Section, and Mr. Carl Young, Property Manager from HDOT Harbors Division Property Management Section.

On July 22, 2013, another site inspection was conducted at your storage shed (Warehouse No. 6 Cage No. 2) and parking lots on Pier 21, by Mr. Randal Leong, Environmental Engineer, and Ms. Ying Zhang, Environmental Health Specialist from HDOT Harbors Division. At the time of the inspection, the storage shed was in the process of being re-organized. Six poly totes of bilge water and containers of paints and liquids were stored outside by the entrance (Photo 1), pending disposal.

Enclosed is the inspection reports documenting the observations and findings of the inspections. Based on field observation and further assessment, it is concluded that facilities operated by Kirby Offshore Marine, LLC, pose no immediate or potentially significant threats to the environment. Please review the report and take action on the deficiency listed below:

- Hazardous Material Storage and Revocable Permit – Based on the field observations at the time of the inspection (July 22, 2013), potential hazardous substances (e.g., oils, buckets of flammable paints, etc) are stored and/or used on the premises. This practice/operation conflicts with the provision stated in your current Revocable Permits (No. H-01-2249, Provision 26.A), which states, "*The PERMITTEE shall not allow the storage or use of any hazardous materials and/or waste within the premises or roadways.*" In order to address the conflict, please contact Mr. Carl Young, Property Manager from HDOT Harbors Division Property Management Section at (808) 587-1945, so that the current RP can be replaced by a new one. The new RP will allow the storage of hazardous materials/wastes on the premises provided that you meet certain conditions.

If you have not already done so, please correct the deficiency noted above, or develop an action plan and advise us within twenty (20) calendar days as to what steps you are planning to take to correct the situation. Indifference or no action to this letter and/or the report may lead to administrative actions including fines, or the cancellation of your revocable permit(s). In the meantime, please work toward implementing the following recommended Best Management Practices:

- Hazardous Material Storage – We recommend that all containers (used to store potentially hazardous substances) of 55-gallon or larger be equipped with secondary containment. In case of spill/leak, these (potentially) hazardous substances would be contained within secondary containment, and any cleanup efforts would be substantially reduced.

- Spill Response – Please keep a spill kit at your storage shed on Pier 21 in case of spill/leak, and have it clearly marked and readily accessible.

- General Housekeeping – Cigarette butts were observed to be scattered on the ground at the time of the inspection (June 21, 2013). Please note that Hawaii Administrative Rules §19-42-114 states that "*Smoking is positively prohibited at all times within any cargo shed, or upon any wharf apron, and during the time cargo is being loaded, unloaded, or stored on any unshedded pier under control of the department, and no person shall enter into, stand in, or under, or pass through any such wharf or structure with a lighted pipe, cigar, cigarette, match, fire, or any flame of whatever nature, excepting only within those areas designated by the harbor master and plainly marked 'Smoking Area'. No smoking or lighting of a match or any other fire-creating device shall be permitted within fifty feet of any fueling operation.*" Signage deterring this practice was posted on-site (Photo on page 7 of the inspection report prepared by Weston). Please continue to enforce good housekeeping practices on this matter.

- HDOT Harbors Training – Please attend our Annual Storm Water Awareness Training for Harbors Tenants, which is mandatory for all Harbors Division tenants, and be sure to share the information, as well as information previously sent to you, with all of your employees.

We appreciate your kokua in working with us to meet the requirements of the Clean Water Act and to keep our ocean resources free from pollution to the best of our abilities. If you have questions, please contact Mr. Randal Leong of our Environmental Section at (808) 587-1962.

Very truly yours,

GLENN M. OKIMOTO, Ph.D.
Director of Transportation

bc: DEP-P, DEP-H, HAR, HAR-O, HAR-S, HAR-PM

Enclosures (w/out)

YZ:ai

NEIL ABERCROMBIE
GOVERNOR

GLENN M. OKIMOTO
DIRECTOR

Deputy Directors
JADE T. BUTAY
FORD N. FUCHIGAMI
RANDY GRUNE
JADINE URASAKI

STATE OF HAWAII
DEPARTMENT OF TRANSPORTATION
869 PUNCHBOWL STREET
HONOLULU, HAWAII 96813-5097

HAR-EE
3698.14

July 29, 2013

Mr. Wilbert Barber
Nanakuli Neighborhood Housing Services, Inc.
P.O. Box 17489
Honolulu, HI 96817-0489

Dear Mr. Barber,

SUBJECT: MALAMA I KE KAI (Protect Our Ocean Water)
2013 STORM WATER COMPLIANCE INSPECTION RESULTS

Pursuant to requirements established under the Honolulu Harbor and Kalaeloa Barbers Point Harbor Small Municipal Separate Storm Sewer System [MS4] permits, a site inspection of your facility was conducted on June 13, 2013. Starting from 2012, we have amended the inspection program to include the observation and documentation of Tenant compliance efforts regarding environmental requirements contained in the Lease Agreement and/or Revocable Permit(s).

Conducting the inspection were Mr. Steve Fallon and Mr. Travis DeFries, Environmental Consultants with Weston Solutions, Inc. [Weston], Ms. Ying Zhang, Environmental Health Specialist from State of Hawaii Department of Transportation [HDOT] Harbors Division, Engineering Branch Environmental Section, and Mr. Carl Young, Property Manager from HDOT Harbors Division Property Management Section. Enclosed is the inspection report documenting the findings of the inspection.

No immediate threats to the environment were observed during the inspection. Please review the report and take action on the deficiencies listed below:

- Revocable Permit – Based on the observation during the inspection, hazardous materials (e.g., two 5-gallon buckets of flammables) were stored on-site. This observation conflicts with the provision stated in your current Revocable Permit (RP No. H-01-2248, Provision 26.A) that states, "*The PERMITTEE shall not allow the storage or use of any hazardous materials and/or waste within the premises or roadways.*" Please properly dispose of all containers of hazardous materials off the site, as soon as possible. In the meantime, we recommend that a spill kit be placed in the adjacent area.

- Salvage Vehicle/Equipment – Please remove any salvaged vehicle/equipment from the site. In the meantime, please drain off the fluids and remove batteries from those derelict vehicles/equipment, and properly dispose of these potentially hazardous substances off the site.

If you have not already done so, please correct the deficiencies noted, or develop an action plan and advise us within twenty (20) calendar days as to what steps you are planning to take to correct the situations. Indifference or no action to this letter and/or the report may lead to administrative actions including fines, or the cancellation of your revocable permits. In the meantime, please work toward implementing the following recommended Best Management Practices:

- Labeling – Please make copies of (Material) Safety Data Sheets [SDS], also known as MSDS, available on-site for all potentially hazardous substances temporarily stored on-site (e.g., paints, floor cleaners).

- Maintenance Log – Please keep a company vehicle/forklift maintenance log on-site and readily available upon inspection.

- Harbors Environmental Hotline – Please post the "Storm Water Contacts" sign at a noticeable location on-site (e.g., employee's bulletin board).

- Cleanliness – Please continue to improve general housekeeping on the premises.

We appreciate your kokua in working with us to meet the requirements of the Clean Water Act and to keep our ocean resources free from pollution to the best of our abilities. If you have questions, please contact Mr. Randal Leong of our Environmental Section at 587-1962.

Very truly yours,

GLENN M. OKIMOTO, Ph.D.
Director of Transportation

bc: DEP-P, DEP-H, HAR, HAR-O, HAR-S, HAR-PM

YZ:va

Enclosures (w/out)

NEIL ABERCROMBIE
GOVERNOR

GLENN M. OKIMOTO
DIRECTOR

Deputy Directors
JADE T. BUTAY
FORD N. FUCHIGAMI
RANDY GRUNE
JADINE URASAKI

STATE OF HAWAII
DEPARTMENT OF TRANSPORTATION
869 PUNCHBOWL STREET
HONOLULU, HAWAII 96813-5097

HAR-EE
3719.14

August 1, 2013

Mr. Nephi Ohai
C/O Oceanic Libra Corporation,
P. O. Box 37038
Honolulu, Hawaii 96820

Dear Mr. Ohai,

SUBJECT: MALAMA I KE KAI (Protect Our Ocean Water)
2013 STORM WATER COMPLIANCE INSPECTION RESULTS

Pursuant to requirements established under the Honolulu Harbor and Kalaeloa Barbers Point Harbor Small Municipal Separate Storm Sewer System (MS4) permits, a site inspection of your facility was conducted on June 21, 2013. Starting from 2012, we have amended the inspection program by observing and documenting Tenant compliance efforts in regard to the environmental requirements contained in the Lease Agreement and/or Revocable Permit(s).

Conducting the inspection was Ms. Stacey Fineran, Environmental Consultant with Weston Solutions, Inc. (Weston), and Ms. Ying Zhang, Environmental Health Specialist from State of Hawaii Department of Transportation (HDOT) Harbors Division, Engineering Branch Environmental Section, and Mr. Carl Young, Property Manager from HDOT Harbors Division Property Management Section. Enclosed is the inspection report documenting the findings of the inspection.

Based on field observation and further assessment, it is concluded that the facility operated by Leo Ohai (dba Oceanic Libra Corporation), poses potentially significant threats to the environment. Please review the report and correct the noted deficiencies listed below:

- Hazardous Substances Storage and Lease Agreement – According to Terms and Conditions 32.a (Lease Agreement Number H-99-3), "*The LESSEE shall not cause or permit the presence, escape, disposal, discharge or release of any hazardous materials except as permitted by law. The LESSEE warrants and represents that the LESSEE has not allowed the storage or use of such materials in any manner not sanctioned by law or by the highest standards prevailing in the industry for the storage and use of such materials, nor has allowed to be brought onto the premises any such materials, nor has allowed to be brought onto the premises any such materials, except to use in the ordinary course of LESSEE'S business,* ***and then only after written notice is given to LESSOR of the identify of such materials*** *and* ***upon the LESSOR'S consent****, which consent may be withheld at LESSOR'S sole and absolute discretion. As used in this paragraph 32, the*

"presence, escape, disposal, discharge or release of hazardous materials" includes, but is not limited to, oil and fuel spillage or leakage, improper waste oil disposal and pollution of the water attributable to the LESSEE'S (a) operations and activities on or connected with the premises or (b) use and occupancy of the premises." In compliance with your lease agreement, you must provide the Harbors Division an **inventory of potentially hazardous substances stored on-site** and **obtain written consent** from Harbors Division. Commonly used potentially hazardous substances include, but are not limited to, gasoline, diesel fuel, motor oil, paint, paint thinner, acetone, aerosol can of spray paint, acids, bases, and highly corrosive cleaner. You may check into their Safety Data Sheets (aka SDS or MSDS) to determine if they are considered hazardous substances or not. In response, please include at least following information in the document.

- **Subject** (e.g., this letter is in response to ...)
- **Date**
- **Lease Agreement Number**
- **Company letter head** (if your company has one)
- **Justification statement** as why these hazardous substances are needed (e.g., for vessel maintenance and repair) and how they are stored on-site (e.g., within secondary containment with spill kit nearby).
- **Inventory of potentially hazardous substances** stored on-site.
- **Signature (**this document must be signed **by a duly authorized representative** for the company)

- Facility Drains and Storm Water Management – At the time of inspection, evidence of potential illicit discharges from four sources were observed on-site, including uncollected absorbent materials (over spills) on ground (Photo on Page 7), battery acid stains on the ground (Photo on Page 12), sand from sand blaster (Photo on Page 9), and oil stains on the ground. Upon notification, tenant's employee cleaned up the absorbent materials (Photo on Page 14). Please regularly cleanup the ground using dry sweeping method to prevent any sediment or debris from entering the Harbors storm drain inlets or State waters.

If you have not already done so, please correct the deficiencies noted above, or develop an action plan and advise us within twenty (20) calendar days as to what steps you are planning to take to correct the situations. Indifference or no action to these requirements may lead to administrative actions including fines, or the cancellation of your tenancy. In the meantime, please work toward implementing the following recommended Best Management Practices:

- Preventive Maintenance –Please monitor the forklift on a timely basis and place a drip pan or absorbent material underneath it, while not in use, to catch any spill or leak. In the meantime, please clean up any spill/leak as soon as possible. It is recommended that a maintenance log be kept on-site.

- Oily Equipment – At the time of the inspection, containment with bunghole at the bottom was used for oily equipment storage (Photo on Page 13). Please note that oil can still seep through the potential opening and leach out of the containment. Instead, we recommend using the bottom of the drum as containment.

- Used Battery Storage – Acid stains from stored batteries were observed on-site (Photo on Page 12). Please dispose of those leaking batteries on the floor immediately. While

awaiting disposal, please place them indoors and within secondary containment (e.g., their original package case, glass container).

- Labeling – Three 5-gallon buckets of water, labeled as oil, were observed on the roof (Photo on Page 8). Please properly label all containers.

- Waste Disposal – Two buckets of used oil were observed to be stored on-site without lids at the time of the inspection. Please properly store and dispose on a timely basis.

- Cleanliness – Please continue to improve general housekeeping on your premises.

- Harbors Annual Tenants Storm Water Awareness Training – Please attend Harbors Annual Storm Water Awareness Training for Harbors tenants, which is mandatory for all Harbors' tenants, and ensure to share the information, as well as information previously sent to you, with all of your employees. For more information on Harbors Storm Water Management Program, please visit the program online at http://hidot.hawaii.gov/harbors/library/storm-water-management/.

We appreciate your kokua in working with us to meet the requirements of the Clean Water Act and to keep our ocean resources pollution-free to the best of our abilities. If you have questions, please contact Mr. Randal Leong of our Environmental Section at (808) 587-1962.

Very truly yours,

GLENN M. OKIMOTO, Ph.D.
Director of Transportation

bc: DEP-P, DEP-H, HAR, HAR-O, HAR-S, HAR-PM

Enclosure (w/out)

YZ:va

CERTIFIED MAIL

NEIL ABERCROMBIE
GOVERNOR

GLENN M. OKIMOTO
DIRECTOR

Deputy Directors
JADE T. BUTAY
FORD N. FUCHIGAMI
RANDY GRUNE
JADINE URASAKI

STATE OF HAWAII
DEPARTMENT OF TRANSPORTATION
869 PUNCHBOWL STREET
HONOLULU, HAWAII 96813-5097

HAR-EE
3722.14

August 2, 2013

Mr. Neil Kanemoto
POP Fishing & Marine
1133 North Nimitz Highway,
Honolulu, HI 96817

Dear Mr. Kanemoto,

SUBJECT: NOTICE OF APPARENT WATER QUALITY VIOLATION

We are informing you of an apparent violation to the Clean Water Act. Please advise us within twenty (20) calendar days as to what steps you are taking to ensure us that such activity will no longer occur without following proper procedures.

On July 26, 2013, at approximately 0918 hours, two male individuals were reported to have been power-washing one of POP Fishing and Marine's buildings (Photograph 1). Wash water (wastewater) was discharging freely to the ground and flowing into a storm drain inlet nearby (Photographs 1 and 2). Upon inquiry, they identified themselves as employees of POP Fishing and Marine. One of them stated that they were not aware that building washing on State Department of Transportation [HDOT] Harbors Division property, without implementing proper Best Management Practices [BMPs] and prior consent from the Harbors Division, is prohibited.

Please be advised that pressure/power washing buildings, paved surfaces, vehicles and/or equipment with water and allowing the wastewater to flow freely to the ground is considered an illicit discharge. Proper BMPs must be implemented to prevent the wastewater runoff from entering Harbors storm drain inlets or from running off-site. Even if no discharge were to immediately flow into a storm drain, when the residue from the washing activity (such as detergents, grease, paint chips, and grime) is exposed to future rainfall, there is a strong potential for pollutants to make their way into the ocean.

As a Harbors Division tenant, POP Fishing and Marine is required to comply with the National Pollution Discharge Elimination System (NPDES) Permit issued for our Small Municipal Separate Storm Sewer System (MS4). Any such future incident could subject your company to administrative actions including monetary fines, and/or termination of lease. In addition, this

incident could elevate the overall risk ranking of your facility, and result in your facility being inspected more frequently (e.g., from annual to semiannual).

Please note that building washing not generating any wastewater (such as those using dry wash methods) is allowed. Otherwise, proper BMPs must be installed and implemented prior to and during commencement of any power washing activity including, but not limited to, berming of the area to be power washed, complete collection of wastewater and proper wastewater disposal. Options for wastewater disposal include: (1) obtaining permission to direct the wastewater to the City's publicly owned treatment works [POTW] through a sanitary sewer on-site; (2) collecting the wastewater from the site and arranging for disposal at a POTW or industrial waste disposal facility. To obtain written consent from HDOT Harbors Division, please provide a building washing plan to the following address:

State of Hawaii Department of Transportation, Harbors Division
Hale Awa Ku Moku Building
79 South Nimitz Highway
Honolulu, HI 96813-4898

Please continue to attend our Annual Storm Water Awareness Training for Harbors Tenants, which is mandatory for all Harbors Division tenants, and be sure to share the information, as well as information previously sent to you, with all of your employees. Information related to training will be sent at a later time. For more information on the Harbors Storm Water Management Program, please visit us online at http://hidot.hawaii.gov/harbors/library/storm-water-management/.

We appreciate your kokua in working with us to meet the requirements of the Clean Water Act and to keep our ocean resources pollution-free to the best of our abilities. If you have any questions, please contact Mr. Randal Leong of our Engineering Environmental Section at 587-1962.

Very truly yours,

GLENN M. OKIMOTO, Ph.D.
Director of Transportation

bc: DEP-P, DEP-H, HAR, HAR-O, HAR-S, HAR-PM

YZ:ai

Enclosure



Photograph 1: Wash water flow freely into storm drain (facing south). One of the POP Fishing & Marine Buildings (with Nico's Restaurant on the west end) is in the background.



Photograph 2: Another view of the scene (facing south-southeast). Power-washing compressor (circled in red) was spotted on-site. One of POP's employees was winding up the hose in the distance.

~~Log No.~~ August 12, 2013

STATE OF HAWAII
DEPARTMENT OF TRANSPORTATION
Harbors Division

AUG 23 2013
8/23

DOT 3-006b
(HAR r 8/10)

Log No. 14.0147

DIR No. 1208 Suspense Date 9/4/13

FROM: Nanakuli Housing Corp.
Paige Kapiolani Barber, Executive Director

To: DIR (Glenn Okimoto)

DATE August 22, 2013

TO:
Email DEP-H
1 HAR
8/23/13 mc/2 HAR-S
__ HAR-SF
__ HAR-SI
__ HAR-SP
__ HAR-SMBA
__ HAR-PM
__ HAR-SO
__
3 HAR-E
__ HAR-EC
__ HAR-ED
__ HAR-EM
__ HAR-EP
a HAR-EE
__ HAR-ESP
__ HAR-O
__ HAR-OC
__ HAR-OE
__ HAR-OM
__ HAR-OO
__ HAR-O/FSO
__ HAR-H
__ HAR-M
__ HAR-K
__ Secretary
__
__

SUBJECT: Corrective action re/violations in inspection permit reports

DIR Suspense Date 9/4/13

-cc 8/23/13

Pls prepare a response.

JZ –

FOR:
3 Appropriate Attention & Action
__ Arrange Meeting
__ Comments & Recommendations
__ Coordinate with
__ Copies distributed 8/22
__ Draft Reply
__ Faxed
__ For Your Direct Action/Reply
1-2 Information DEP-H
__ See Me
__ Signature
__ Return to
3 File HAR-E
__

SUSPENSE DATE: jmo
August 30, 2013

NĀNĀKULI HOUSING CORPORATION
BASEYARD HAWAI'I

VIK 1208
14.0147

August 12, 2013

13 AUG 22 P2:14

HARBORS DIVISION

2013 AUG 20 A 10:09
DIRECTOR'S OFFICE
DEPT. OF
TRANSPORTATION

Mr. Glenn M. Okimoto, Ph.D.
Department of Transportation
869 Punchbowl Street
Honolulu, Hawaii 96813

Aloha Dr. Okimoto,

As you will note in our inspection reports, Nanakuli Housing Corporation has taken action, as we are able, to correct any items found to be in violation of our permit. In response to your letter dated July 29, 2013 and received August 6, 2013 we have taken the following steps:

- Two 5 gallon buckets of flammable liquids have been removed from the site and

- Salvage Vehicle/Equipment: those vehicles have been removed. Please see attached photo

We have also begun to implement the Best Management Practices outlined in your letter:

1. Labeling of potentially hazardous materials: it is our procedure not to accept any potentially hazardous materials unless they are in the original containers with proper labeling. In the future we will be sure to provide that labeling on any potentially hazardous materials received without proper labeling;
2. Maintenance Log: We do have a vehicle/equipment maintenance log. We have placed it on display;
3. Harbors Environmental Hotline: We have placed a "Storm Water Contacts" listing on our employee board in our Baseyard office; and
4. Cleanliness: With the intermittent flooding of the yard (due to rains and high tides) and dust from surrounding businesses, this has been a constant challenge to keep our materials clean and organized. We will endeavor to be more diligent in this process.

We have also elevated (e. g. cleaning chemicals formerly stored on floor) and covered metal product stored outdoors based on the recommendation in the Weston report, see attached pictures. Our warehouse manager has also renewed his certificate to operate our forklift.

We are happy to see our efforts have lowered our risk rating and will continue our efforts to protect our environment and bring that risk rating down further.

Sincerely,

Paige Kapiolani Barber
Executive Director

Our Mission is that every Native Hawaiian family, regardless of their economic status, will build their personal assets thru home ownership. Our Vision is that every Native Hawaiian family will have a home.

P.O. Box 17489. Honolulu, Hawai'i 96817 Ph: 808-842-0770 Fax: 808-842-0780 Neighbor Islands: Toll Free 1-877-668-2077

14.0147

Nanakuli Housing Corporation
Pictures of fixes for DOT, Harbors Division
August, 2013



Cleaning products removed from floor.



Metal products covered to protect from weather

14.0147



Salvaged vehicles removed. Stack of metal product has subsequently been covered to protect from weather.



Covered metal product between containers

{In Archive} Re: Fresh Island Fish

Randal Leong to: Derek Higa <derek@freshislandfish.com> 08/13/2013 09:01 AM
Cc: Judy Barber, Ying J Zhang

From: Randal Leong/HAR/HIDOT
To: Derek Higa <derek@freshislandfish.com>@STATEHIUS,
Cc: Judy Barber <judy@freshislandfish.com>, Ying J Zhang/HAR/HIDOT@HIDOT
History: This message has been replied to.
Archive: This message is being viewed in an archive.

Derek,
Thanks for sending us the information. We'll take a look and get back to you if we have questions.

Our tenant storm water training meeting is scheduled for 0930 on either Aug 28 or Aug 29 at the Pier 19 Ferry Terminal building. Your company can attend either session, as convenient. We've sent a mailer with all necessary information that you should be receiving shortly.

Mahalo,
.....
Randal Leong
Department of Transportation, Harbors Division
Engineering Branch, Environmental Section
Phone: (808)587-1962; Fax: (808)587-1864
E-mail: randal.leong@hawaii.gov

Derek Higa Derek Higa <derek@freshislandfish.com> 08/12/2013 05:09:00 PM

Derek Higa
<derek@freshislandfish.com>
08/12/2013 05:08 PM

To "'Randal.Leong@hawaii.gov'" <Randal.Leong@hawaii.gov>,
cc Judy Barber <judy@freshislandfish.com>
Subject

Hi, Mr. Leong

On your letter request, I have attached information photos of what I gathered and resolved.
First photo is the work plan of the Parking Lot Drains and Grease traps.
My contact at SteelTech Inc.that built the Drainage System for our Building replied that the Building does not connect to the State Harbors Drainage System from the grease pits.
Second photo is a storage cabinet that sits on outside area between parked trucks and Grease Pits area.
Third photo is the absorbent pads for any oil spills.
Forth photo is the recycled oil bin that is now in a secondary containment and covered with a plastic bag.
Oily Equipment Storage was dumped and not on our premises.
We will keep a Maintenance Log for any work done on premises.
I will be waiting on an email for HDOT Harbors Training meeting.
Storm water contact signs are posted on walls around in our building.

I hope with your request that I have answered it with proper answers.
If anymore things that I need to follow up with or have not done correctly,
Please let me know immediately.

Thank You,

Derek



JG- info
JZ- document in database & file

NEIL ABERCROMBIE
GOVERNOR

GLENN M. OKIMOTO
DIRECTOR

Deputy Directors
JADE T. BUTAY
FORD N. FUCHIGAMI
RANDY GRUNE
JADINE URASAKI

STATE OF HAWAII
DEPARTMENT OF TRANSPORTATION
869 PUNCHBOWL STREET
HONOLULU, HAWAII 96813-5097

HAR-EE
3751.14

August 19, 2013

Mr. Ken Chung
Safety and Environmental Program Manager
Hawaii Stevedores Inc.
1601 Sand Island Parkway
Honolulu, Hawaii 96819

Dear Mr. Chung,

Subject: Illicit Discharge into Harbors Division Stormwater System at Pier 1B Yard

On August 5, 2013, at approximately 1145 hours a diesel fuel release occurred at Pier 1B, near foot marker 2350. The release was caused when a portable fuel tank that was being transported on a flatbed truck rolled off the moving vehicle, owned and operated by HSI, and ruptured. An undetermined amount of diesel spilled onto the A/C pavement and a small amount of diesel seeped into a storm drain manhole. Although it is unknown if any diesel reached the water, the diesel fuel was illicitly discharged into the Harbors Division stormwater system. It was also documented that some absorbent material was blown into harbor waters and caused a sheen. We appreciate the quick response by HSI to contain and clean the spill.

Although we understand that this incident was an accident, please submit an Action Plan that presents specific steps you will implement to prevent a recurrence of this kind within 20 calendar days of receipt of this letter.

If you have any questions, please call Mr. Randal Leong of our Engineering Environmental Section at 587-1962.

Very truly yours,

GLENN M. OKIMOTO, Ph.D.
Director of Transportation

bc: DEP-P, DEP-H, HAR, HAR-O, HAR-PM
Att.
JG:ai

08/05/2013

L/AUGUST 19, 2013

STATE OF HAWAII
DEPARTMENT OF TRANSPORTATION
Harbors Division

DOT 3-006b
(HAR r 8/10)

Log No. 14.0138

DIR No. _____

FROM: POP FISHING AND MARINE
NEIL KANEMOTO

TO : DEP-H (RANDY GRUNE)
CC : HAR-EE (RANDAL LEONG)

DATE AUGUST 21, 2013

TO:

__ DEP-H EMAIL
1 HAR
MC/2 HAR-S
__ HAR-SF
__ HAR-SI
__ HAR-SP
__ HAR-SMBA
__ HAR-PM
__ HAR-SO
__
3 HAR-E
__ HAR-EC
__ HAR-ED
__ HAR-EM
__ HAR-EP
3a HAR-EE
__ HAR-ESP
__ HAR-O
__ HAR-OC
__ HAR-OE
__ HAR-OM
__ HAR-OO
__ HAR-O/FSO
__ HAR-H
__ HAR-M
__ HAR-K
__ Secretary
__
__

FOR:

3/3a Appropriate Attention & Action
__ Arrange Meeting
__ Comments & Recommendations
__ Coordinate with
-S Copies distributed 8/21
__ Draft Reply
__ Faxed
__ For Your Direct Action/Reply
DEP-H,1&2 Information
__ See Me
__ Signature
__ Return to
3a File HAR-EE
__

SUBJECT: IN REPLY TO NOTICE OF APPARENT WATER QUALITY VIOLATION DATED AUG. 2, 2013 AND WILL ATTEND THE MANDATORY ANNUAL STORM WATER AWARENESS TRAINING CLASS SCHEDULED ON AUGUST 29, 2013

SUSPENSE DATE:

NRN
BR

POP FISHING & MARINE

R|S 14.0138

13 AUG 21 P12:24

HARBORS DIVISION

COPY

August 19, 2013

Attn: Randy Grune
Deputy Director, Harbors Division
State of Hawaii, Dept of Transportation
Ale Awa Ku Moku Building
79 S. Nimitz Hwy
Honolulu, HI 96813-4898

Re: Notice of Apparent Water Quality Violation dated 08-02-13, POP F&M.

Aloha Randy:

In response to the notice of apparent violation, we have instructed our dept. managers to refrain from any power washing or related activities. If we need to engage in any of these activities in the future, we will take the steps necessary to be in compliance.

We will be attending the mandatory Annual Storm Water Awareness Training class scheduled for 29th, August.

Sincerely,

Neil Kanemoto
POP Fishing and Marine
808-537-2905 ext. 310

cc: Randall Leong

POP-HAWAII.COM
TEL: 808 537-2905
FAX: 808 536-3225
1133 N. NIMITZ HWY.
HONOLULU, HI 96817

Ltr dtd August 23, 2013

STATE OF HAWAII
DEPARTMENT OF TRANSPORTATION
Harbors Division

SEP 5 2013
9/6/13

DOT 3-006b
(HAR r 8/10)

Log No. 14.0171
DIR No. 1240 Suspense Date 9/11/13

FROM: Pacific Shipyards International
Marvin Miller, EHS & QS Manager
To: DIR (Glenn Okimoto)

DATE August 30, 2013

TO: Email
- __ DEP-H
- 1 HAR
- 9/4/13 mc/2 HAR-S
- __ HAR-SF
- __ HAR-SI
- __ HAR-SP
- __ HAR-SMBA
- __ HAR-PM
- __ HAR-SO
- __
- 3 HAR-E
- __ HAR-EC
- __ HAR-ED
- __ HAR-EM
- __ HAR-EP
- A HAR-EE
- __ HAR-ESP
- __ HAR-O
- __ HAR-OC
- __ HAR-OE
- __ HAR-OM
- __ HAR-OO
- __ HAR-O/FSO
- __ HAR-H
- __ HAR-M
- __ HAR-K
- __ Secretary
- __
- __

SUBJECT: Response to 2013 Storm Water Compliance Inspection

DIR Suspense Date for Draft Reply 9/11/13

-EE- 9/5/13

For AAA. Good Work!

JY-

NKN

FOR:
- 3 Appropriate Attention & Action
- __ Arrange Meeting
- __ Comments & Recommendations
- __ Coordinate with
- __ Copies distributed 8/30
- __ Draft Reply
- __ Faxed
- __ For Your Direct Action/Reply
- 1-2 Information DEP-H
- __ See Me
- __ Signature
- __ Return to
- 3 File HAR-E
- __

SUSPENSE DATE: jmo
September 10, 2013

14. 0171

Date: 08/28/2013

State of Hawaii
DEPARTMENT OF TRANSPORTATION

Log No: **DIR 1240**

Suspense: **09/11/2013**

FROM: **DIRECTOR**

TO: **HAR**

- ☐ DIR
- ☐ DEP-S
- ☐ DEP-A
- ☐ DEP-R
- ☐ DEP-P
- ☐ DIR-CZ
- ☐ DIR-P
- ☐ OCR
- ☐ PER
- ☐ PMN
- ☐ PPB
- ☐ STP
- ☐ __
- ☐ AIR
- ☒ HAR
- ☐ HWY
- ☐ BUS
- ☐ BUS-F
- ☐ BUS-O
- ☐ CON
- ☐ CSS
- ☐ LEG

FOR: **APPROPRIATE ATTENTION & ACTION; DRAFT REPLY**

- ☒ Appropriate Attention & Action
- ☐ Arrange Meeting
- ☐ Investigate & Report Back
- ☐ Comments & Recommendations
- ☒ Draft Reply
- ☐ Final Reply for Gov's Sig
- ☐ Direct Action/Reply
- ☐ Information
- ☐ See Me
- ☐ Signature
- ☐ Submit Copy of Response
- ☐ File
- ☐ Review
- ☐ Return
- ☐ Phone Call _____
- ☐ Follow-up Interim Reply

Subject: MALAMA I KE KAI (PROTECT OUR OCEAN WATER) 2013 STORM WATER COMPLIANCE INSPECTION RESPONSE

13 AUG 30 P2:35

HARBORS DIVI...

DO NOT REMOVE FROM CORRESPONDENCE

DIR 1240
14.0171

Pacific Shipyards
INTERNATIONAL

AUG 30 P2:35

HARBORS DIVIS

2013 AUG 27 P 4:19
DIRECTOR'S OFFICE
DEPT. OF
TRANSPORTATION

August 23rd, 2013

Mr. Glenn M. Okimoto, Ph.D.
Director of Transportation
State of Hawaii Department of Transportation
869 Punchbowl Street
Honolulu, Hawaii 96813-5097

Dear Mr. Okimoto,

SUBJECT: MALAMA I KE KAI (Protect Our Ocean Water)
2013 STORM WATER COMPLIANCE INSPECTION RESPONSE

Pacific Shipyards International is in receipt of your letter dated July 24th, 2013. We have reviewed your observations and resolved all noted deficiencies as requested.

During the inspection it was observed that a sink in the Unitek area was piped to drain directly to the ground's surface. As noted in your letter, upon discovering this discrepancy, PSI directed that Unitek immediately remove the sink from service and reconfigure the plumbing to prevent any chance of discharge. The sink has been completely removed, and all piping has been permanently secured. Please refer to photo 1 attached herein.

Secondly, upon observing a pool of wastewater on PSI's Kekaulana Dry Dock deck, inspectors voiced concern regarding the dry dock's storage capacity and its ability to effectively contain all wastewater. PSI maintains a comprehensive Best Management Practices (BMP) plan, as stipulated in its NPDES permit, to ensure compliance with all environmental regulations. This plan employs engineering, work practice, and administrative controls to prevent the release of pollutants into the environment.

PSI monitors, pumps, and disposes of all accumulated wastewater in accordance with applicable laws. In anticipation of substantial storm events, PSI ceases all wastewater producing activities and thoroughly cleans the dry dock in accordance with its BMP plan. The dry dock's drains are then opened to allow the release of rain water as allowed under PSI's NPDES permit. Storm water sampling is performed as applicable, in accordance with PSI's NPDES permit.

In response to this observation and related concerns, PSI has reviewed and amended its Best Management Practices (BMP) plan to provide clarity regarding its current processes and procedures for dry dock wastewater management. PSI has submitted its amended BMP to The State of Hawaii's Department of Health, Clean Water Branch (DOH-CWB) for review per NPDES permit requirements. A copy is available for your examination upon request.

PO Box 31328 Honolulu, Hawaii USA 96820
Pier 41, Honolulu, Hawaii USA 96817
Web: www.pacificshipyards.com
Phone: 808-848-6211 Fax: 808-848-6279

Contractor's License No. CT-29937

Pacific Shipyards
INTERNATIONAL

13 AUG 30 P2:35

HARBORS DIVIS

Should you have any questions, please contact me at any time at (808)848-6211.

Sincerely,

Marvin Miller
EHS & QS Manager

Cc: Iain Wood
Chief Operating Officer
Pacific Shipyards International

PO Box 31328 Honolulu, Hawaii USA 96820
Pier 41, Honolulu, Hawaii USA 96817
Web: www.pacificshipyards.com
Phone: 808-848-6211 Fax: 808-848-6279

Contractor's License No. CT-29937

14.0171

Pacific Shipyards
INTERNATIONAL



Sink has been removed and piping secured.

Photo 1

13 AUG 30 P2:35

HARBORS DIVIS

PO Box 31328 Honolulu, Hawaii USA 96820
Pier 41, Honolulu, Hawaii USA 96817
Web: www.pacificshipyards.com
Phone: 808-848-6211 Fax: 808-848-6279

Contractor's License No. CT-29937

Ltr dtd September 10, 2013

STATE OF HAWAII
DEPARTMENT OF TRANSPORTATION
Harbors Division

DOT 3-006b
(HAR r 8/10)

Log No. 14.0215
DIR No. 1329 Suspense Date 9/26/13

FROM: Hawaii Stevedores, Inc. Manager
Ken Chung, Safety and Training ~~Manager~~
To: DIR (Glenn Okimoto)
C: HAR-EE (Randal Leong, Jim Galariada)

DATE September 16, 2013

TO:
Email DEP-H
1 HAR
mc/2 HAR-S
__ HAR-SF
__ HAR-SI
__ HAR-SP
__ HAR-SMBA
__ HAR-PM
__ HAR-SO
__
3 HAR-E
__ HAR-EC
__ HAR-ED
__ HAR-EM
__ HAR-EP
__ HAR-EE
__ HAR-ESP
__ HAR-O
__ HAR-OC
__ HAR-OE
__ HAR-OM
__ HAR-OO
__ HAR-O/FSO
__ HAR-H
__ HAR-M
__ HAR-K
__ Secretary
__
__

SUBJECT: Response to HAR-EE 3751.14 requesting Hawaii Stevedores to provide Action Plan to Prevent Recurrence of Illicit Discharge into Harbors Division Stormwater System at Pier 1B Yard

DIR suspense date 9/26/13

Copy of HAR-EE 3751.14 is from HAR-SO files

Scanned in Hawaii Stevedores and HAR-EE letters only

FOR:
3 Appropriate Attention & Action
__ Arrange Meeting
__ Comments & Recommendations
__ Coordinate with
__ Copies distributed 9/16
__ Draft Reply
__ Faxed
__ For Your Direct Action/Reply
1-2 Information DEP-H
__ See Me
__ Signature
__ Return to
3 File HAR-E
__

SUSPENSE DATE: jmo
September 25, 2013

14.0215

Date: 09/12/2013

State of Hawaii
DEPARTMENT OF TRANSPORTATION

Log No: DIR 1329

Suspense: 09/26/2013

FROM: DIRECTOR

TO: HAR

1
- [x] DIR
- [ ] DEP-S
- [ ] DEP-A
2 - [x] DEP-H
- [ ] DEP-P
- [ ] DIR-CZ
- [ ] DIR-P
- [ ] OCR
- [ ] PER
- [ ] PMN
- [ ] PPB
- [ ] STP
- [ ] _

3
- [ ] AIR
- [x] HAR
- [ ] HWY
- [ ] BUS
- [ ] BUS-F
- [ ] BUS-O
- [ ] CON
- [ ] CSS
- [ ] LEG

FOR: APPROPRIATE ATTENTION & ACTION

- [x] Appropriate Attention & Action
- [ ] Arrange Meeting
- [ ] Investigate & Report Back
- [ ] Comments & Recommendations
- [ ] Draft Reply
- [ ] Final Reply for Gov's Sig
- [ ] Direct Action/Reply
- [ ] Information
- [ ] See Me
- [ ] Signature
- [ ] Submit Copy of Response
- [ ] File
- [ ] Review
- [ ] Return
- [ ] Phone Call _____
- [ ] Follow-up Interim Reply

Subject: LETTER DATED: AUGUST 19, 2013 (HAR-EE 3751.14), SUBJECT: ILLICIT DISCHARGE INTO HARBORS DIVISION STORMWATER SYSTEM AT PIER 1B YARD

13 SEP 16 P2:08

HARBORS DIVISION

DO NOT REMOVE FROM CORRESPONDENCE

HR 1329
14-0215

13 SEP 16 P2:08

HAWAII STEVEDORES, INC.

1601 Sand Island Parkway • Honolulu, Hawaii 96819 • Phone (808) 527-3400

HARBORS DIVISION

DIRECTOR'S OFFICE
DEPT. OF
TRANSPORTATION
2013 SEP 12 P 1:23

September 10, 2013

Glenn M. Okimoto, Ph.D
Director of Transportation
STATE OF HAWAII
Department of Transporation
869 Punchbowl Street
Honolulu, HI 96813-5097

RE: Letter Dated: August 19, 2013 (HAR-EE 3751.14)
Subject: Illicit Discharge into Harbors Division Stormwater System at Pier 1B Yard

This letter is in response to your letter dated August 19, 2013, requesting that Hawaii Stevedores, Inc. provide you with an Action Plan that outlines the specific steps that will be implemented to prevent a recurrence within 20 calendar days, which was received on August 21st, 2013.

For clarification, approximately 15 to 20 gallons of diesel fuel was spilled from one 500-gallon capacity portable AST and 1 gallon of gasoline was spilled from another 500-gallon capacity AST, which was damaged when the diesel-filled AST "rolled off" the bed. Both portable AST's involved have since been discontinued from service and removed from Pier 1 altogether, effective August 6, 2013. As part of the Action Plan all fuel truck drivers with HSI and have been instructed and trained to fuel at least 100 feet from any nearby storm drains, open trenches or other inlet points. In addition, all fuel truck drivers with HSI currently have valid CDL permits with Hazmat Endorsements and have been trained in oil spill response procedures.

For clarification purposes, although a small amount of liquid (believed to be diesel or gasoline) was visible below the cover of a "a storm drain manhole" in the area of the spill it is unknown if the manhole is connected to the Harbors Division stormwater system. An inspection of the Storm Drain System at Piers 1-3 depicts that it is connected to two (2) drain inlets, however, upon visual inspection below the manhole cover located in front of the Mobile Crane Shop on the mauka side, it does not appear there is a connection that leads out into Honolulu Harbor.

Also, for clarification purposes, it is unknown if the absorbent material, used in the clean-up and removal of the diesel/gasoline from the A/C pavement, contained any amount of spilled diesel or gasoline before it was blown into the harbor waters. The absorbent material, Sphag Sorb, is an environmentally-friendly organic absorbent, which is essentially peat moss. A trace amount of peat moss was slightly visible on the surface of the water at the edge of pier but there was no "sheen". Due to the effective spill response of our team at Pier 1, a larger environmental spill was averted and actual spill was very quickly contained and the A/C pavement was steamed-cleaned by a professional environmental contactor the same day.

HAWAII STEVEDORES, INC.

Respectfully,



Ken Chung, CSP
Safety and Training Manager
HAWAII STEVEDORES, INC.
Office: (808) 527-3415

Copy: Randal Leong, State of Hawaii, DOT, Engineering Environmental Section
Jim Galariada, State of Hawaii, DOT, Engineering Environmental Section
Frank Roznerski, Manager, Environmental, Security, & Hazmat, Horizon Lines, LLC
David Bareng, General Manager-Interim, Hawaii Stevedores, Inc.
Ron Hager, Maintenance Manager, Hawaii Stevedores, Inc.

[redacted] K2

HAR-EE
37107.14

September 11, 2013

Mr. Kirkwood Clarke
dba Hawaiian Catamaran Multihull Design
5503 Kamehameha Highway
Kaunakakai, Hawaii 96748

Dear Mr. Clarke,

SUBJECT: MALAMA I KE KAI (Protect Our Ocean Water)
2013 STORM WATER COMPLIANCE INSPECTION RESULTS

Pursuant to requirements established under the Honolulu Harbor and Kalaeloa Barbers Point Harbor Small Municipal Separate Storm Sewer System [MS4] permits, a site inspection of your facility was conducted on June 18, 2013. Starting from 2012, we have amended the inspection program to include the observation and documentation of Tenant compliance efforts regarding environmental requirements contained in the Lease Agreement and/or Revocable Permit(s).

Conducting the inspection were Ms. Stacey Fineran, Environmental Consultant with Weston Solutions [Weston], Ms. Ying Zhang, Environmental Health Specialist from State of Hawaii Department of Transportation [HDOT] Harbors Division, Engineering Branch Environmental Section, and Mr. Carl Young, Property Manager from HDOT Harbors Division Property Management Section. Enclosed is the inspection report documenting the findings of the inspection.

Based on field observation and further assessment, it is concluded that the facility operated by Hawaiian Catamaran Multihull Design poses potentially significant threats to the environment. Please review the report and take action on the deficiencies listed below:

- Structural Compliance – Records related to construction of second story structures could not be located. Potential fire and safety issues were observed throughout the premises (Photos on Pages 9 to 11 of the Inspection Report prepared by Weston). Please remove all unpermitted second story structures from the premises. Substantial improvement, alteration, or addition of existing structures without first obtaining HDOT Harbors Division approval, is considered a violation of Provision 13 contained in your Revocable Permit (RP No. H-97-2000), which states:

> *"No substantial improvement, alteration or addition of a structural nature shall be made, installed or constructed on, under or within the Premises by the PERMITTEE unless it first submits its plans and specifications therefor to the STATE for its approval and unless said plans and specifications are in fact approved in writing by the STATE. Such plans and specifications shall not be submitted unless they are in full compliance with all applicable statutes and rules and regulations.*
> *Any improvements, alterations or additions shall be accomplished at the sole cost and risk of the PERMITTEE and the STATE shall not be responsible for any damage to or destruction of any such improvements, alterations or additions or any personal property on the Premises."*

- Unpermitted Operations – A surfboard manufacturing shop was observed on the premises (Photos on Pages 4, 7, 13, and 15 of the Inspection Report). Please note that the Purpose stated in your RP is listed as "*Boat Building*." Surfboard manufacturing is not considered a typical operation related to "Boat Building." Shaving debris from related sanding operation was not properly contained and discharged to the ground directly. Some of them were spotted off-site. Keehi Lagoon, the nearest surface water body, is located down-gradient and approximately 130 feet west of the site. Even if no discharge were to immediately occur, when the debris is exposed to future rainfall, there is a strong potential for pollutants to make their way into the ocean. Therefore, the situation is considered illicit discharges, and violates Provision 10 contained in your RP, which states:

  > "*The PERMITTEE shall not make, permit or suffer any waste, strip, nuisance or any other unlawful, improper, or offensive use of the Premises.*
  > *The PERMITTEE shall maintain the Premises, improvements thereon, all equipment and other personal property of the PERMITTEE upon the Premises in a strictly clean, neat, safe, orderly and sanitary condition, free of waste, rubbish and debris and shall provide for the safe and sanitary handling and disposal of all trash, garbage and other refuse from the Premises.*"

  Please cease all surfboard manufacturing and repair activities on the property immediately, and remove the shop from the Premises. Your facility has been notified of this requirement on several occasions.

- Hazardous Waste Containment – Based on field observations from past inspections, soil at infiltration areas may have been environmentally impacted. At the time of inspection, the bottom of infiltration area by facility entrance was full of water. History of storage of potentially hazardous substances above the infiltration areas suggests the potential for chemical infiltration. Therefore, HDOT Harbors Division requests you to prepare and submit a soil Sampling and Analysis [SAP] plan for review. Your facility has been notified of this request on several occasions.

- Hazardous Material Storage and Revocable Permit – A list of potentially hazardous substances (e.g., solvent-based paint, lacquer, acetone, etc.) are stored and/or used on the premises (Photo on Page 8 of the Inspection Report). This practice/operation conflicts with Provision 26.H contained in your RP, it states:

  "The PERMITTEE" shall not allow the storage or use of any hazardous materials and/or waste within the premises or roadways."

  In order to address the conflict, please contact Mr. Carl Young, Property Manager from HDOT Harbors Division Property Management Section, at (808) 587-1945, so that the current RP can be replaced by a new one. The new RP will allow the storage of hazardous substances on the premises provided that you meet certain conditions.

If you have not already done so, please correct the deficiencies noted above, or develop an action plan and advise us within twenty (20) calendar days as to what steps you are planning to take to correct the situations. Indifference or no action to this letter and/or the report may lead to administrative actions including fines, or the cancellation of your revocable permits. In the meantime, please work toward implementing the following recommended Best Management Practices [BMP]:

- Labeling – Please properly label all containers.

- Vehicle/Equipment/Vessel Washing – Washing is only allowed with proper secondary containment in place and prior approval from HDOT Harbors Division. Your facility has been notified of this requirement on several occasions. Immediately cease all washing activities. For more information related to washing operations, please visit Harbors Storm Water Management online at http://hidot.hawaii.gov/harbors/library/storm-water-management/.

- Battery Storage – Please properly dispose of all used batteries and store them upright and above the highest water mark while awaiting disposal.

- General Housekeeping – Please continue to improve housekeeping on the premises. Trash bins should be closed while not in use to prevent rain water from entering and leaching pollutants from the garbage stored inside.

- Harbors Environmental Hotline – Please post the enclosed "Storm Water Contacts" sign at a noticeable place on the premises.

- Harbors Tenant Training – Please attend Harbors Annual Storm Water Awareness Training, which is mandatory for all Harbors tenants.

We appreciate your kokua in working with us to meet the requirements of the Clean Water Act and to keep our ocean resources free from pollution to the best of our abilities. If you have questions, please contact Mr. Randal Leong of our Environmental Section at (808) 587-1962.

Very truly yours,

GLENN M. OKIMOTO, Ph.D.
Director of Transportation

cc: Mr. Matt Buckman

bc: DEP-P, DEP-H, HAR, HAR-O, HAR-S, HAR-PM (w/out Enclosures)

YZ:va

Enclosures

APPENDIX Q
HARBORS EMPLOYEE TRAINING

This page intentionally left blank.



HDOT HARBORS 2013 EMPLOYEE STORMWATER GENERAL AWARENESS TRAINING

Hawaii Department of Transportation – Harbors Division

AGENDA

- Environmental Policy
- Regulatory Background
- Illicit Discharge Detection & Elimination



CONSTRUCTION



TENANTS

- Record Keeping
- Best Management Practices
- Question/Comments

WHY ENVIRONMENTAL COMPLIANCE

- August 2004: Navy (HI) fined $81,600 for Hazardous Waste violations. One of the violations stemmed from the improper disposal of 2 ounces of paint thinner.
- May 2005: HI DOT Airports receive NOV/fine of $157,000 for failure to have adequate oil spill plans and preventive resources.
- October 2005: HI DOT receives NOV/fine of $52 million to comply with Clean Water Act violations.
- July 2006: Hoku Scientific (HI) fined $14,200 for failing to properly label two 55-gallon drums of HW and not posting emergency contact information at the HW storage point.
- August 2010: Stephen Swift gets 27 months in prison for transporting HW and storing on his personal property. Company receives $300,000 fine.
- June 2012: Mr. Charles Lee and PRC Corporation fined $94,800 for accepting solid waste at their property on Kauai.
- February 2013: Close Construction, Inc. fined $5,600 for accepting large amounts of concrete rubble (operating as a solid waste receiving facility).
- June 2013: Unitek Solvent Services, Inc. fined $10,100 for accepting solid waste without a permit (accepting used tires).

DOT HARBORS CURRENT VIOLATIONS

- Administrative Order – 2009
  - EPA and DOJ Alleged Stormwater Violations totaling over **$100,000,000**
- Consent Decree – Under Current Negotiation
- EPA/DOJ Requiring Escalated Enforcement Actions to deter future violations
- EPA/DOJ is requiring DOT Training on Clean Water Act Enforcement Procedures

ENVIRONMENTAL POLICY



ENVIRONMENTAL POLICY STATEMENT

ENVIRONMENTAL POLICY



CONTINUAL IMPROVEMENT

- Work continuously to improve the effectiveness of our environmental programs by establishing appropriate objectives, performance indicators and monitoring to guide those efforts and measure progress.



OBEY LAWS

- Comply with all applicable environmental federal, state, and local statutes, regulations, enforceable agreements and permits. HDOT will employ training and communication tools to provide our employees awareness of this Policy, current applicable regulations and how it applies to everyday work.



PREVENT POLLUTION

- HDOT shall make efforts to reduce waste generation, minimize the use of hazardous chemicals, use recycled material when feasible, reduce resource consumption, and promptly respond to unplanned releases of pollutants (or contaminants) to minimize impact to the environment.

HDOT-Harbors Organizational Structure

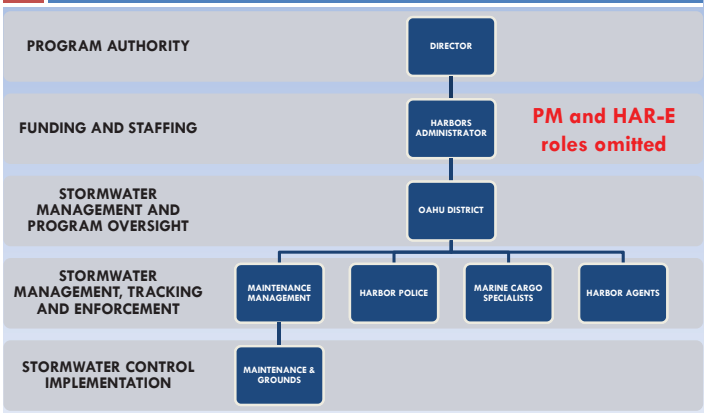

Regulatory Background

Regulatory Mechanisms	Penalties for Lack of Compliance (dependant on severity of violation)
40 CFR - Clean Water Act & NPDES	Verbal and/or Written warnings
Hawaii Revised Statutes (HRS)	**CITATION WITH MONETARY FINES**
Hawaii Administrative Rules (HAR)	**REVOCATION OF VESSEL PERMIT**
Vessel Permits	**REFERRAL TO HDOH OR OTHER APPROPRIATE REGULATORY AGENCY**
Other Applicable State & Federal Regulations	

Hawaii Regulatory Background

- NPDES regulatory authority is administered by Hawaii Department of Health
- Hawaii Administrative Rules (HAR)
  - Title 11Chapter 55 (11-55)
    - Water Pollution Control
  - Appendix K
    - NPDES General Permit Authorizing Discharges of Storm Water and Certain Non-Storm Discharges from Small MS4s
- Harbors Division – Notice of General Permit Coverage (NGPC)
  - HI 03KB482 – Honolulu Harbor Permit
  - HI 03KB488 – Kalaeloa Barbers Point Harbor Permit

Regulatory Background

- HRS 266-1
  - Gives DOT jurisdiction over commercial harbors
- HRS 266-2
  - Gives DOT authority to "use and permit and regulate"
- HRS 266-3
  - DOT Director can adopt rules:
    - To prevent the discharge or throwing into commercial harbors of rubbish, refuse, garbage, or other substances likely to affect water quality or that contribute to making such harbors unsightly, unhealthful, or unclean, or that are liable to fill up shoal or shallow waters in, near, or affecting the commercial harbors; and
    - To prevent the escape of fuel or other oils or substances into the waters in, near, or affecting commercial harbors from any source point, including, but not limited to, any vessel or pipes or storage tanks upon the land.

Enforcement Powers

HRS 266-24

- …for the purpose of the enforcement of this chapter and of all rules adopted pursuant to this chapter, the **powers of police officers are conferred upon the director of transportation** and any officer, employee, or representative of the department of transportation. Without limiting the generality of the foregoing, the director and **any person appointed by the director hereunder may serve and execute warrants, arrest offenders, and serve notices and orders.** The director of transportation and any employee, agent, or representative of the department of transportation appointed as enforcement officers by the director, and every state and county officer charged with the enforcement of any law, statute, rule, regulation, ordinance, or order, **shall enforce and assist in the enforcement of this chapter** and of all rules and orders issued pursuant thereto, and in carrying out the responsibilities hereunder, each shall be specifically authorized to:
  - (1) **Conduct any enforcement action** hereunder in any commercial harbor area and any area over which the department of transportation and the director of transportation has jurisdiction under this chapter;
  - (2) **Inspect and examine at reasonable hours any premises**, and the buildings and other structures thereon, where harbors or harbor facilities are situated, or where harbor-related activities are operated or conducted; and
  - (3) Subject to limitations as may be imposed by the director of transportation, **serve and execute warrants, arrest offenders, and serve notices and orders.**
- For purposes of this subsection, the term "agents and representatives" includes persons performing services at harbors or harbor areas under contract with the department of transportation.
- Note: Davis and the Director are currently working with the Union to determine these classifications

Regulatory Background (Litter/Pollution)

- **HAR 19-42-126; Littering or Polluting Land Areas**
  - *(a) No person shall **throw, place, leave, deposit or abandon**, or cause or permit to be thrown, placed, left, deposited or abandoned **any litter** within a state harbor, except in receptacles designated by the department for the disposal of such materials. "Litter" as used in this section includes any and **all types of debris and substances**, whether **liquid or solid**, and materials such as **garbage, refuse, rubbish, glass, cans, bottles, paper, wrappings, fish or animal carcasses** **or** **any other substances** which render harbor lands or facilities unsightly, noxious or otherwise unwholesome to the detriment of the public health and welfare and effective and safe operation of the harbor.*
  - *(b) No person shall **deposit oil, oily refuse, sludge, chemicals or other hydrocarbons** on state property except in specially designated collection points. These items **may not be left in or near standard refuse containers** or anywhere else on harbors property. Penalties, including but not limited to the **revocation of mooring permits** and the right to use the facilities, may be invoked.*

Regulatory Background (Litter/Pollution)

- **HAR 19-42-127; Littering or Polluting Water**
  - *No person shall place, throw, deposit, or discharge, or cause to be placed, thrown, deposited, or discharged into the waters of any harbor, river or shore waters of the State any **litter, or other gaseous, liquid or solid materials** which render the water unsightly, noxious or otherwise unwholesome so as to be detrimental to the public health and welfare or a navigational hazard. No person shall discharge **oil sludge, oil refuse, fuel oil or molasses** either directly or indirectly, or **pump bilges or ballast tanks containing other than clean water** into the waters of any harbor, river or into any shore waters in the State.*

Illicit Discharge Definition

Non-Stormwater Discharge (NSWD)
A discharge that is not composed entirely of stormwater



Illicit Discharge
An NSWD that **poses a risk to the environment**



Image Sources: http://www.clipartpal.com/clipart_pd/weather/rain_10272.html

Common Illicit Discharges To Look For on Patrol



1. Vehicle Washing
2. Building & Equipment Power Washing
3. Sidewalk/Walkway Power Washing
4. Outdoor Sinks Draining to Ground
5. Outdoor Hand Wash Stations
6. Large Spills
7. Sheen During Rain



HAR 19-42-126; Littering or Polluting Land Areas
(a) *… all types of debris and substances, whether liquid or solid…*













HAR 19-42-126; Littering or Polluting Land Areas

(b) ***No person shall deposit oil,*** *oily refuse, sludge, chemicals or other hydrocarbons on state property except in specially designated collection points.*

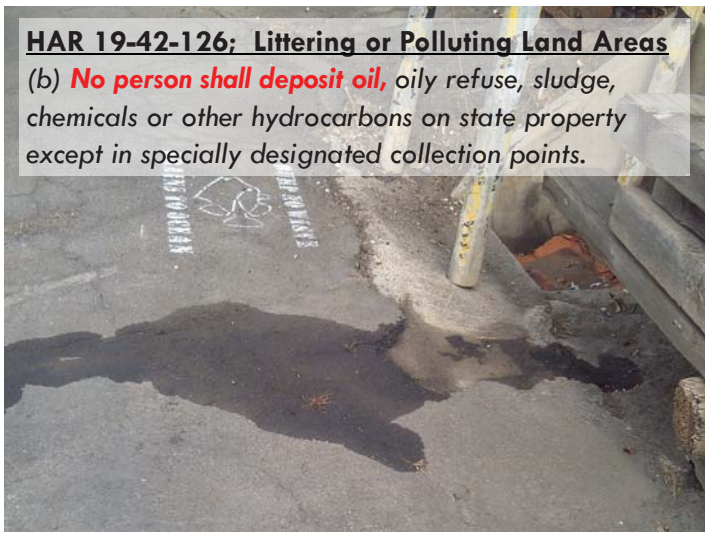






08/05/2013


08/05/2013


11/13/2012 10:45


11/13/2012 10:48


02/26/2013 11:43


02/26/2013 11:37


01/04/2013 09:39


TARE 18,675
01/04/2013 09:38


06/25/2012


COOL
ROOFS



Tenant Program
VEHICLE AND EQUIPMENT WASHING

- *"For small jobs, berm the area surrounding the vehicle and use a wet/dry vacuum to capture the wash water for discharge to the sanitary sewer. For larger jobs, use a combination of berms and a vacuum truck, such as those used to clean storm and sanitary sewer systems, to capture and safely dispose of wash water. If detergents are used, clean the pavement to prevent this material from being carried to the storm drain during the next rainstorm."* [1]

[1] EPA Municipal Vehicle and Equipment Washing BMP Fact Sheet

Submit This for Approval:

- What are you Washing?
- Pressure Sprayer Flow Rate
- Vacuum Rate
- Berm/Drain Map
- Container Capacity
- Waste Disposal Plan

… Then Have This Onsite:

- Wet Vacuum
- Berm
- Proper Containment
- Proper Waste Disposal

Tenant Program
VEHICLE AND EQUIPMENT WASHING







WHO IS APPROVED?

1. Paradise Cruise dba Royal Star (KMR)



Construction















NEW EMS MANUAL

- Available on Lotus notes:
  - DOT Library/DOT/Other References/DOT EMS/Harbors: EMS Manual
- EMS Reference Documents Table on Lotus Notes:
  - DOT Library/DOT/Other References/DOT EMS/Harbors: EMS Manual References and Supporting Documents
    - EMS Procedures
    - EMS Forms (Including Compliance Checklists)
    - EMS References
    - Department References
    - Harbors Division References
    - Harbors Division Operational Controls (SOPs)
    - Harbors Division Notification Procedures

CURRENT HARBOR TRAFFIC CONTROL NOTIFICATION LIST

NOTIFY THE PROPER AUTHORIES:
(Also Put Information in Tower Log)

US COAST GUARD GROUP: 842-2600

DEPT. of HEALTH: 586-4249 After Hours: 247-2191

During Business Hours: 587-2070

Cargo Coordinator & HP - Via Radio

After Hours Standby Supervisor Cel

(Call First)

Randal Leong – 587-1962

Jim Galariada - 587-1976
YING "JOY" ZHANG - 587-1960
WE DO NOT CALL THEM AFTER HOURS.

NEW HARBOR TRAFFIC CONTROL NOTIFICATION LIST

Miscellaneous Illicit Discharges

General Information: The following shall be notified in the event of other miscellaneous illicit discharges to water and/or land. Examples of illicit discharges: uncontained vehicle/equipment/ building/sidewalk washing, sink discharging directly to ground or storm drain inlet, petroleum product release into the storm drain system, etc.

Standby Supervisor	(via phone)	
Cargo Coordinator and/or Harbor Police	(via radio)	
Engineering Branch Environmental Section	(working hours)	(808) 587-1962, (808) 587-1976, (808) 587-1960
	(after hours)	Please leave a message.

Engineering Branch Environmental Section	(working hours)	(808) 587-1962, (808) 587-1976, (808) 587-1960
	(after hours)	Please leave a message.

DOCUMENTATION - RECORD KEEPING

O drive: /EMS Manual/Harbors Division Notification Procedures/Suspected Illicit Discharge Reporting Form - Fillable


Suspected Illicit Discharge Reporting Form





- Continual Improvement
- Obey Laws
- Prevent Pollution

QUESTIONS OR COMMENTS?

ANNUAL STORM WATER TRAINING 2013
DUE: 09.06.2013

Instructions: Please complete this survey and submit to Harbors Environmental Section.

Name: Deborah Arechita **Date:** 9/6/13
Please Print

1. How do you play a valuable role in protecting Harbor's ecosystem?
   a) By preventing pollution in our storm water runoff.
   b) By ignoring illicit discharges.
   c) By allowing wastes to be dumped down the storm drain.
   d) By not enforcing cleaning up of spills.

2. What is an illicit discharge?
   a) Using a hose to water plants with potable water.
   b) Washing a vehicle without proper capture of the rinsate.
   c) Air conditioning condensate dripping onto the pavement.
   d) All of the above.

3. What is the purpose of this annual training?
   a) To comply with environmental laws
   b) To minimize the discharge of pollutants from the Harbors and tenant facilities into Hawaii's waters.
   c) To enforce best management practices (BMPs) to reduce the impact from industrial activities.
   d) All of the above.

4. Which of the following are considered pollutants in the Harbors storm drain system?
   a) Firefighting water.
   b) Anything on the ground around facilities such as trash, dirt, oil, or metals.
   c) Stormwater.
   d) All of the above.

5. What should you do if you witness a spill at a facility on Harbors property?
   a) Ensure all necessary clean-up steps are taken but do not report it to Harbor Traffic Control (aka Aloha Tower).
   b) If absorbent is down on the ground, the cleanup job is done so do nothing.
   c) Ensure all necessary clean-up steps are taken including disposal of absorbents, report it to Harbor Traffic Control (aka Aloha Tower), and document it in the reporting form.
   d) Leave the area before anyone else sees you were there.

6. What are your impressions about this training?
   a) I learned a lot.
   b) I wish there was a little more information.
   c) I already know all of this stuff.
   d) I don't understand how this applies to me.

Comments:

ANNUAL STORM WATER TRAINING 2013
DUE: 09.06.2013

Instructions: Please complete this survey and submit to Harbors Environmental Section.

Name: Elmer Hirano **Date:** 9-6-13
Please Print

1. How do you play a valuable role in protecting Harbor's ecosystem?
   ✓ a) By preventing pollution in our storm water runoff.
   b) By ignoring illicit discharges.
   c) By allowing wastes to be dumped down the storm drain.
   d) By not enforcing cleaning up of spills.

2. What is an illicit discharge?
   a) Using a hose to water plants with potable water.
   ✓ b) Washing a vehicle without proper capture of the rinsate.
   ✓ c) Air conditioning condensate dripping onto the pavement.
   ✓ d) All of the above.

3. What is the purpose of this annual training?
   a) To comply with environmental laws
   b) To minimize the discharge of pollutants from the Harbors and tenant facilities into Hawaii's waters.
   c) To enforce best management practices (BMPs) to reduce the impact from industrial activities.
   ✓ d) All of the above.

4. Which of the following are considered pollutants in the Harbors storm drain system?
   a) Firefighting water.
   ✓ b) Anything on the ground around facilities such as trash, dirt, oil, or metals.
   c) Stormwater.
   ✓ d) All of the above.

5. What should you do if you witness a spill at a facility on Harbors property?
   a) Ensure all necessary clean-up steps are taken but do not report it to Harbor Traffic Control (aka Aloha Tower).
   b) If absorbent is down on the ground, the cleanup job is done so do nothing.
   ✓ c) Ensure all necessary clean-up steps are taken including disposal of absorbents, report it to Harbor Traffic Control (aka Aloha Tower), and document it in the reporting form.
   d) Leave the area before anyone else sees you were there.

6. What are your impressions about this training?
   ✓ a) I learned a lot.
   b) I wish there was a little more information.
   c) I already know all of this stuff.
   d) I don't understand how this applies to me.

Comments:

ANNUAL STORM WATER TRAINING 2013
DUE: 09.06.2013

Instructions: Please complete this survey and submit to Harbors Environmental Section.

Name: Ray Bode **Date:** 9/6/13
Please Print

1. How do you play a valuable role in protecting Harbor's ecosystem?
   a) By preventing pollution in our storm water runoff.
   b) By ignoring illicit discharges.
   c) By allowing wastes to be dumped down the storm drain.
   d) By not enforcing cleaning up of spills.

2. What is an illicit discharge?
   a) Using a hose to water plants with potable water.
   b) Washing a vehicle without proper capture of the rinsate.
   c) Air conditioning condensate dripping onto the pavement.
   d) All of the above.

3. What is the purpose of this annual training?
   a) To comply with environmental laws
   b) To minimize the discharge of pollutants from the Harbors and tenant facilities into Hawaii's waters.
   c) To enforce best management practices (BMPs) to reduce the impact from industrial activities.
   d) All of the above.

4. Which of the following are considered pollutants in the Harbors storm drain system?
   a) Firefighting water.
   b) Anything on the ground around facilities such as trash, dirt, oil, or metals.
   c) Stormwater.
   d) All of the above.

5. What should you do if you witness a spill at a facility on Harbors property?
   a) Ensure all necessary clean-up steps are taken but do not report it to Harbor Traffic Control (aka Aloha Tower).
   b) If absorbent is down on the ground, the cleanup job is done so do nothing.
   c) Ensure all necessary clean-up steps are taken including disposal of absorbents, report it to Harbor Traffic Control (aka Aloha Tower), and document it in the reporting form.
   d) Leave the area before anyone else sees you were there.

6. What are your impressions about this training?
   a) I learned a lot.
   b) I wish there was a little more information.
   c) I already know all of this stuff.
   d) I don't understand how this applies to me.

Comments:

ANNUAL STORM WATER TRAINING 2013
DUE: 09.06.2013

Instructions: Please complete this survey and submit to Harbors Environmental Section.

Name: Gregory K. Gomes **Date:** 9/6/13
Please Print

1. How do you play a valuable role in protecting Harbor's ecosystem?
   a) By preventing pollution in our storm water runoff.
   b) By ignoring illicit discharges.
   c) By allowing wastes to be dumped down the storm drain.
   d) By not enforcing cleaning up of spills.

2. What is an illicit discharge?
   a) Using a hose to water plants with potable water.
   b) Washing a vehicle without proper capture of the rinsate.
   c) Air conditioning condensate dripping onto the pavement.
   d) All of the above.

3. What is the purpose of this annual training?
   a) To comply with environmental laws
   b) To minimize the discharge of pollutants from the Harbors and tenant facilities into Hawaii's waters.
   c) To enforce best management practices (BMPs) to reduce the impact from industrial activities.
   d) All of the above.

4. Which of the following are considered pollutants in the Harbors storm drain system?
   a) Firefighting water.
   b) Anything on the ground around facilities such as trash, dirt, oil, or metals.
   c) Stormwater.
   d) All of the above.

5. What should you do if you witness a spill at a facility on Harbors property?
   a) Ensure all necessary clean-up steps are taken but do not report it to Harbor Traffic Control (aka Aloha Tower).
   b) If absorbent is down on the ground, the cleanup job is done so do nothing.
   c) Ensure all necessary clean-up steps are taken including disposal of absorbents, report it to Harbor Traffic Control (aka Aloha Tower), and document it in the reporting form.
   d) Leave the area before anyone else sees you were there.

6. What are your impressions about this training?
   a) I learned a lot.
   b) I wish there was a little more information.
   c) I already know all of this stuff.
   d) I don't understand how this applies to me.

Comments:

ANNUAL STORM WATER TRAINING 2013
DUE: 09.06.2013

Instructions: Please complete this survey and submit to Harbors Environmental Section.

Name: MICHAEL FELIX **Date:** 9-6-13
Please Print

1. How do you play a valuable role in protecting Harbor's ecosystem?
   a) By preventing pollution in our storm water runoff.
   b) By ignoring illicit discharges.
   c) By allowing wastes to be dumped down the storm drain.
   d) By not enforcing cleaning up of spills.

2. What is an illicit discharge?
   a) Using a hose to water plants with potable water.
   b) Washing a vehicle without proper capture of the rinsate.
   c) Air conditioning condensate dripping onto the pavement.
   d) All of the above.

3. What is the purpose of this annual training?
   a) To comply with environmental laws
   b) To minimize the discharge of pollutants from the Harbors and tenant facilities into Hawaii's waters.
   c) To enforce best management practices (BMPs) to reduce the impact from industrial activities.
   d) All of the above.

4. Which of the following are considered pollutants in the Harbors storm drain system?
   a) Firefighting water.
   b) Anything on the ground around facilities such as trash, dirt, oil, or metals.
   c) Stormwater.
   d) All of the above.

5. What should you do if you witness a spill at a facility on Harbors property?
   a) Ensure all necessary clean-up steps are taken but do not report it to Harbor Traffic Control (aka Aloha Tower).
   b) If absorbent is down on the ground, the cleanup job is done so do nothing.
   c) Ensure all necessary clean-up steps are taken including disposal of absorbents, report it to Harbor Traffic Control (aka Aloha Tower), and document it in the reporting form.
   d) Leave the area before anyone else sees you were there.

6. What are your impressions about this training?
   a) I learned a lot.
   b) I wish there was a little more information.
   c) I already know all of this stuff.
   d) I don't understand how this applies to me.

Comments:

ANNUAL STORM WATER TRAINING 2013
DUE: 09.06.2013

Instructions: Please complete this survey and submit to Harbors Environmental Section.

Name: ALAN MURAKAMI **Date:** 9/6/13
Please Print

1. How do you play a valuable role in protecting Harbor's ecosystem?
   a) By preventing pollution in our storm water runoff.
   b) By ignoring illicit discharges.
   c) By allowing wastes to be dumped down the storm drain.
   d) By not enforcing cleaning up of spills.

2. What is an illicit discharge?
   a) Using a hose to water plants with potable water.
   b) Washing a vehicle without proper capture of the rinsate.
   c) Air conditioning condensate dripping onto the pavement.
   d) All of the above.

3. What is the purpose of this annual training?
   a) To comply with environmental laws
   b) To minimize the discharge of pollutants from the Harbors and tenant facilities into Hawaii's waters.
   c) To enforce best management practices (BMPs) to reduce the impact from industrial activities.
   d) All of the above.

4. Which of the following are considered pollutants in the Harbors storm drain system?
   a) Firefighting water.
   b) Anything on the ground around facilities such as trash, dirt, oil, or metals.
   c) Stormwater.
   d) All of the above.

5. What should you do if you witness a spill at a facility on Harbors property?
   a) Ensure all necessary clean-up steps are taken but do not report it to Harbor Traffic Control (aka Aloha Tower).
   b) If absorbent is down on the ground, the cleanup job is done so do nothing.
   c) Ensure all necessary clean-up steps are taken including disposal of absorbents, report it to Harbor Traffic Control (aka Aloha Tower), and document it in the reporting form.
   d) Leave the area before anyone else sees you were there.

6. What are your impressions about this training?
   a) I learned a lot.
   b) I wish there was a little more information.
   c) I already know all of this stuff.
   d) I don't understand how this applies to me.

Comments:

ANNUAL STORM WATER TRAINING 2013
DUE: 09.06.2013

Instructions: Please complete this survey and submit to Harbors Environmental Section.

Name: Kenneth Shimizu **Date:** 9/6/13
Please Print

1. How do you play a valuable role in protecting Harbor's ecosystem?
   a) By preventing pollution in our storm water runoff.
   b) By ignoring illicit discharges.
   c) By allowing wastes to be dumped down the storm drain.
   d) By not enforcing cleaning up of spills.

2. What is an illicit discharge?
   a) Using a hose to water plants with potable water.
   b) Washing a vehicle without proper capture of the rinsate.
   c) Air conditioning condensate dripping onto the pavement.
   d) All of the above.

3. What is the purpose of this annual training?
   a) To comply with environmental laws
   b) To minimize the discharge of pollutants from the Harbors and tenant facilities into Hawaii's waters.
   c) To enforce best management practices (BMPs) to reduce the impact from industrial activities.
   d) All of the above.

4. Which of the following are considered pollutants in the Harbors storm drain system?
   a) Firefighting water.
   b) Anything on the ground around facilities such as trash, dirt, oil, or metals.
   c) Stormwater.
   d) All of the above.

5. What should you do if you witness a spill at a facility on Harbors property?
   a) Ensure all necessary clean-up steps are taken but do not report it to Harbor Traffic Control (aka Aloha Tower).
   b) If absorbent is down on the ground, the cleanup job is done so do nothing.
   c) Ensure all necessary clean-up steps are taken including disposal of absorbents, report it to Harbor Traffic Control (aka Aloha Tower), and document it in the reporting form.
   d) Leave the area before anyone else sees you were there.

6. What are your impressions about this training?
   a) I learned a lot.
   b) I wish there was a little more information.
   c) I already know all of this stuff.
   d) I don't understand how this applies to me.

Comments:

ANNUAL STORM WATER TRAINING 2013
DUE: 09.06.2013

Instructions: Please complete this survey and submit to Harbors Environmental Section.

Name: Travis Yagi **Date:** 9-6-2013
Please Print

1. How do you play a valuable role in protecting Harbor's ecosystem?
   a) By preventing pollution in our storm water runoff.
   b) By ignoring illicit discharges.
   c) By allowing wastes to be dumped down the storm drain.
   d) By not enforcing cleaning up of spills.

2. What is an illicit discharge?
   a) Using a hose to water plants with potable water.
   b) Washing a vehicle without proper capture of the rinsate.
   c) Air conditioning condensate dripping onto the pavement.
   d) All of the above.

3. What is the purpose of this annual training?
   a) To comply with environmental laws
   b) To minimize the discharge of pollutants from the Harbors and tenant facilities into Hawaii's waters.
   c) To enforce best management practices (BMPs) to reduce the impact from industrial activities.
   d) All of the above.

4. Which of the following are considered pollutants in the Harbors storm drain system?
   a) Firefighting water.
   b) Anything on the ground around facilities such as trash, dirt, oil, or metals.
   c) Stormwater.
   d) All of the above.

5. What should you do if you witness a spill at a facility on Harbors property?
   a) Ensure all necessary clean-up steps are taken but do not report it to Harbor Traffic Control (aka Aloha Tower).
   b) If absorbent is down on the ground, the cleanup job is done so do nothing.
   c) Ensure all necessary clean-up steps are taken including disposal of absorbents, report it to Harbor Traffic Control (aka Aloha Tower), and document it in the reporting form.
   d) Leave the area before anyone else sees you were there.

6. What are your impressions about this training?
   a) I learned a lot.
   b) I wish there was a little more information.
   c) I already know all of this stuff.
   d) I don't understand how this applies to me.

Comments:

Weston Solutions, Inc
Suite 2301
841 Bishop Street
Honolulu, HI 96813
808-275-2900
Fax: 808-585-7378

HDOT HARBORS
EMPLOYEE TRAINING
October 21, 2013
0700 HRS.

SIGN-IN SHEET

PRINT NAME	JOB POSITION	SIGNATURE
SERGIO C. DURIO	H.E.O. II	
JOE GUNTON	"	
RICHARD ISA	"	
KERSTIN KONO	"	

This training conducted to meet the following requirements:
Department of Transportation - Harbors Division
Hawaii DOT Environmental Policy Including the Following Principals: Continual Improvement, Obey Laws, Prevent Pollution
Stormwater Awarness Training Including IDDE

ANNUAL STORM WATER TRAINING 2013
DUE: 10.21.2013

Instructions: Please complete this survey and submit to Harbors Environmental Section.

Name: RICHARD ISA **Date:** 10-21-13
Please Print

1. How do you play a valuable role in protecting Harbor's ecosystem?
   a) By preventing pollution in our storm water runoff.
   b) By ignoring illicit discharges.
   c) By allowing wastes to be dumped down the storm drain.
   d) By not enforcing cleaning up of spills.

2. What is an illicit discharge?
   a) Using a hose to water plants with potable water.
   b) Washing a vehicle without proper capture of the rinsate.
   c) Air conditioning condensate dripping onto the pavement.
   d) All of the above.

3. What is the purpose of this annual training?
   a) To comply with environmental laws
   b) To minimize the discharge of pollutants from the Harbors and tenant facilities into Hawaii's waters.
   c) To enforce best management practices (BMPs) to reduce the impact from industrial activities.
   d) All of the above.

4. Which of the following are considered pollutants in the Harbors storm drain system?
   a) Firefighting water.
   b) Anything on the ground around facilities such as trash, dirt, oil, or metals.
   c) Stormwater.
   d) All of the above.

5. What should you do if you witness a spill at a facility on Harbors property?
   a) Ensure all necessary clean-up steps are taken but do not report it to Harbor Traffic Control (aka Aloha Tower).
   b) If absorbent is down on the ground, the cleanup job is done so do nothing.
   c) Ensure all necessary clean-up steps are taken including disposal of absorbents, report it to Harbor Traffic Control (aka Aloha Tower), and document it in the reporting form.
   d) Leave the area before anyone else sees you were there.

6. What are your impressions about this training?
   a) I learned a lot.
   b) I wish there was a little more information.
   c) I already know all of this stuff.
   d) I don't understand how this applies to me.

Comments: THANKS FOR THE TRAINING

ANNUAL STORM WATER TRAINING 2013
DUE: 10.21.2013

Instructions: Please complete this survey and submit to Harbors Environmental Section.

Name: SERGIO C. DUPIO **Date:** 10/21/13
Please Print

1. How do you play a valuable role in protecting Harbor's ecosystem?
   a) By preventing pollution in our storm water runoff.
   b) By ignoring illicit discharges.
   c) By allowing wastes to be dumped down the storm drain.
   d) By not enforcing cleaning up of spills.

2. What is an illicit discharge?
   a) Using a hose to water plants with potable water.
   b) Washing a vehicle without proper capture of the rinsate.
   c) Air conditioning condensate dripping onto the pavement.
   d) All of the above.

3. What is the purpose of this annual training?
   a) To comply with environmental laws
   b) To minimize the discharge of pollutants from the Harbors and tenant facilities into Hawaii's waters.
   c) To enforce best management practices (BMPs) to reduce the impact from industrial activities.
   d) All of the above.

4. Which of the following are considered pollutants in the Harbors storm drain system?
   a) Firefighting water.
   b) Anything on the ground around facilities such as trash, dirt, oil, or metals.
   c) Stormwater.
   d) All of the above.

5. What should you do if you witness a spill at a facility on Harbors property?
   a) Ensure all necessary clean-up steps are taken but do not report it to Harbor Traffic Control (aka Aloha Tower).
   b) If absorbent is down on the ground, the cleanup job is done so do nothing.
   c) Ensure all necessary clean-up steps are taken including disposal of absorbents, report it to Harbor Traffic Control (aka Aloha Tower), and document it in the reporting form.
   d) Leave the area before anyone else sees you were there.

6. What are your impressions about this training?
   a) I learned a lot.
   b) I wish there was a little more information.
   c) I already know all of this stuff.
   d) I don't understand how this applies to me.

Comments:

ANNUAL STORM WATER TRAINING 2013
DUE: 10.21.2013

Instructions: Please complete this survey and submit to Harbors Environmental Section.

Name: VERSTIN KONG **Date:** 10/21/13
Please Print

1. How do you play a valuable role in protecting Harbor's ecosystem?
   a) By preventing pollution in our storm water runoff.
   b) By ignoring illicit discharges.
   c) By allowing wastes to be dumped down the storm drain.
   d) By not enforcing cleaning up of spills.

2. What is an illicit discharge?
   a) Using a hose to water plants with potable water.
   b) Washing a vehicle without proper capture of the rinsate.
   c) Air conditioning condensate dripping onto the pavement.
   d) All of the above.

3. What is the purpose of this annual training?
   a) To comply with environmental laws
   b) To minimize the discharge of pollutants from the Harbors and tenant facilities into Hawaii's waters.
   c) To enforce best management practices (BMPs) to reduce the impact from industrial activities.
   d) All of the above.

4. Which of the following are considered pollutants in the Harbors storm drain system?
   a) Firefighting water.
   b) Anything on the ground around facilities such as trash, dirt, oil, or metals.
   c) Stormwater.
   d) All of the above.

5. What should you do if you witness a spill at a facility on Harbors property?
   a) Ensure all necessary clean-up steps are taken but do not report it to Harbor Traffic Control (aka Aloha Tower).
   b) If absorbent is down on the ground, the cleanup job is done so do nothing.
   c) Ensure all necessary clean-up steps are taken including disposal of absorbents, report it to Harbor Traffic Control (aka Aloha Tower), and document it in the reporting form.
   d) Leave the area before anyone else sees you were there.

6. What are your impressions about this training?
   a) I learned a lot.
   b) I wish there was a little more information.
   c) I already know all of this stuff.
   d) I don't understand how this applies to me.

Comments:

ANNUAL STORM WATER TRAINING 2013
DUE: 10.21.2013

Instructions: Please complete this survey and submit to Harbors Environmental Section.

Name: JOE GANTON **Date:** 10-21-13
Please Print

1. How do you play a valuable role in protecting Harbor's ecosystem?
   a) By preventing pollution in our storm water runoff.
   b) By ignoring illicit discharges.
   c) By allowing wastes to be dumped down the storm drain.
   d) By not enforcing cleaning up of spills.

2. What is an illicit discharge?
   a) Using a hose to water plants with potable water.
   b) Washing a vehicle without proper capture of the rinsate.
   c) Air conditioning condensate dripping onto the pavement.
   d) All of the above.

3. What is the purpose of this annual training?
   a) To comply with environmental laws
   b) To minimize the discharge of pollutants from the Harbors and tenant facilities into Hawaii's waters.
   c) To enforce best management practices (BMPs) to reduce the impact from industrial activities.
   d) All of the above.

4. Which of the following are considered pollutants in the Harbors storm drain system?
   a) Firefighting water.
   b) Anything on the ground around facilities such as trash, dirt, oil, or metals.
   c) Stormwater.
   d) All of the above.

5. What should you do if you witness a spill at a facility on Harbors property?
   a) Ensure all necessary clean-up steps are taken but do not report it to Harbor Traffic Control (aka Aloha Tower).
   b) If absorbent is down on the ground, the cleanup job is done so do nothing.
   c) Ensure all necessary clean-up steps are taken including disposal of absorbents, report it to Harbor Traffic Control (aka Aloha Tower), and document it in the reporting form.
   d) Leave the area before anyone else sees you were there.

6. What are your impressions about this training?
   a) I learned a lot.
   b) I wish there was a little more information.
   c) I already know all of this stuff.
   d) I don't understand how this applies to me.

Comments:

Weston Solutions, Inc
Suite 2301
841 Bishop Street
Honolulu, HI 96813
808-275-2900
Fax: 808-585-7378

HDOT HARBORS
EMPLOYEE TRAINING
October 21, 2013
1200 hrs

SIGN-IN SHEET

PRINT NAME	JOB POSITION	SIGNATURE
John S. DeJesus	Harbor Police	[signature]
Ronald Kawika Agpaoa	Harbor Police	[signature]
KEVIN MIURA	HARBOR POLICE	[signature]
DANIEL GOOCH	HARBOR POLICE	[signature]

This training conducted to meet the following requirements:
Department of Transportation - Harbors Division
Hawaii DOT Environmental Policy Including the Following Principals: Continual Improvement, Obey Laws, Prevent Pollution
Stormwater Awarness Training Including IDDE

ANNUAL STORM WATER TRAINING 2013
DUE: 10.21.2013

Instructions: Please complete this survey and submit to Harbors Environmental Section.

Name: KEVIN MIURA **Date:** 10/21/13
Please Print

1. How do you play a valuable role in protecting Harbor's ecosystem?
   a) By preventing pollution in our storm water runoff.
   b) By ignoring illicit discharges.
   c) By allowing wastes to be dumped down the storm drain.
   d) By not enforcing cleaning up of spills.

2. What is an illicit discharge?
   a) Using a hose to water plants with potable water.
   b) Washing a vehicle without proper capture of the rinsate.
   c) Air conditioning condensate dripping onto the pavement.
   d) All of the above.

3. What is the purpose of this annual training?
   a) To comply with environmental laws
   b) To minimize the discharge of pollutants from the Harbors and tenant facilities into Hawaii's waters.
   c) To enforce best management practices (BMPs) to reduce the impact from industrial activities.
   d) All of the above.

4. Which of the following are considered pollutants in the Harbors storm drain system?
   a) Firefighting water.
   b) Anything on the ground around facilities such as trash, dirt, oil, or metals.
   c) Stormwater.
   d) All of the above.

5. What should you do if you witness a spill at a facility on Harbors property?
   a) Ensure all necessary clean-up steps are taken but do not report it to Harbor Traffic Control (aka Aloha Tower).
   b) If absorbent is down on the ground, the cleanup job is done so do nothing.
   c) Ensure all necessary clean-up steps are taken including disposal of absorbents, report it to Harbor Traffic Control (aka Aloha Tower), and document it in the reporting form.
   d) Leave the area before anyone else sees you were there.

6. What are your impressions about this training?
   a) I learned a lot.
   b) I wish there was a little more information.
   c) I already know all of this stuff.
   d) I don't understand how this applies to me.

Comments:

ANNUAL STORM WATER TRAINING 2013
DUE: 10.21.2013

Instructions: Please complete this survey and submit to Harbors Environmental Section.

Name: DANIEL GROCH **Date:** 10-21-13
Please Print

1. How do you play a valuable role in protecting Harbor's ecosystem?
   a) By preventing pollution in our storm water runoff.
   b) By ignoring illicit discharges.
   c) By allowing wastes to be dumped down the storm drain.
   d) By not enforcing cleaning up of spills.

2. What is an illicit discharge?
   a) Using a hose to water plants with potable water.
   b) Washing a vehicle without proper capture of the rinsate.
   c) Air conditioning condensate dripping onto the pavement.
   d) All of the above.

3. What is the purpose of this annual training?
   a) To comply with environmental laws
   b) To minimize the discharge of pollutants from the Harbors and tenant facilities into Hawaii's waters.
   c) To enforce best management practices (BMPs) to reduce the impact from industrial activities.
   d) All of the above.

4. Which of the following are considered pollutants in the Harbors storm drain system?
   a) Firefighting water.
   b) Anything on the ground around facilities such as trash, dirt, oil, or metals.
   c) Stormwater.
   d) All of the above.

5. What should you do if you witness a spill at a facility on Harbors property?
   a) Ensure all necessary clean-up steps are taken but do not report it to Harbor Traffic Control (aka Aloha Tower).
   b) If absorbent is down on the ground, the cleanup job is done so do nothing.
   c) Ensure all necessary clean-up steps are taken including disposal of absorbents, report it to Harbor Traffic Control (aka Aloha Tower), and document it in the reporting form.
   d) Leave the area before anyone else sees you were there.

6. What are your impressions about this training?
   a) I learned a lot.
   b) I wish there was a little more information.
   c) I already know all of this stuff.
   d) I don't understand how this applies to me.

Comments:

OPENED MY EYES

ANNUAL STORM WATER TRAINING 2013
DUE: 10.21.2013

Instructions: Please complete this survey and submit to Harbors Environmental Section.

Name: John J. DeJesus **Date:** 10/21/13
Please Print

1. How do you play a valuable role in protecting Harbor's ecosystem?
   a) By preventing pollution in our storm water runoff.
   b) By ignoring illicit discharges.
   c) By allowing wastes to be dumped down the storm drain.
   d) By not enforcing cleaning up of spills.

2. What is an illicit discharge?
   a) Using a hose to water plants with potable water.
   b) Washing a vehicle without proper capture of the rinsate.
   c) Air conditioning condensate dripping onto the pavement.
   d) All of the above.

3. What is the purpose of this annual training?
   a) To comply with environmental laws
   b) To minimize the discharge of pollutants from the Harbors and tenant facilities into Hawaii's waters.
   c) To enforce best management practices (BMPs) to reduce the impact from industrial activities.
   d) All of the above.

4. Which of the following are considered pollutants in the Harbors storm drain system?
   a) Firefighting water.
   b) Anything on the ground around facilities such as trash, dirt, oil, or metals.
   c) Stormwater.
   d) All of the above.

5. What should you do if you witness a spill at a facility on Harbors property?
   a) Ensure all necessary clean-up steps are taken but do not report it to Harbor Traffic Control (aka Aloha Tower).
   b) If absorbent is down on the ground, the cleanup job is done so do nothing.
   c) Ensure all necessary clean-up steps are taken including disposal of absorbents, report it to Harbor Traffic Control (aka Aloha Tower), and document it in the reporting form.
   d) Leave the area before anyone else sees you were there.

6. What are your impressions about this training?
   a) I learned a lot.
   b) I wish there was a little more information.
   c) I already know all of this stuff.
   d) I don't understand how this applies to me.

Comments:

ANNUAL STORM WATER TRAINING 2013
DUE: 10.21.2013

Instructions: Please complete this survey and submit to Harbors Environmental Section.

Name: ACUPACSA, Ronald **Date:** 10-21-13
Please Print

1. How do you play a valuable role in protecting Harbor's ecosystem?
   a) By preventing pollution in our storm water runoff.
   b) By ignoring illicit discharges.
   c) By allowing wastes to be dumped down the storm drain.
   d) By not enforcing cleaning up of spills.

2. What is an illicit discharge?
   a) Using a hose to water plants with potable water.
   b) Washing a vehicle without proper capture of the rinsate.
   c) Air conditioning condensate dripping onto the pavement.
   d) All of the above.

3. What is the purpose of this annual training?
   a) To comply with environmental laws
   b) To minimize the discharge of pollutants from the Harbors and tenant facilities into Hawaii's waters.
   c) To enforce best management practices (BMPs) to reduce the impact from industrial activities.
   d) All of the above.

4. Which of the following are considered pollutants in the Harbors storm drain system?
   a) Firefighting water.
   b) Anything on the ground around facilities such as trash, dirt, oil, or metals.
   c) Stormwater.
   d) All of the above.

5. What should you do if you witness a spill at a facility on Harbors property?
   a) Ensure all necessary clean-up steps are taken but do not report it to Harbor Traffic Control (aka Aloha Tower).
   b) If absorbent is down on the ground, the cleanup job is done so do nothing.
   c) Ensure all necessary clean-up steps are taken including disposal of absorbents, report it to Harbor Traffic Control (aka Aloha Tower), and document it in the reporting form.
   d) Leave the area before anyone else sees you were there.

6. What are your impressions about this training?
   a) I learned a lot.
   b) I wish there was a little more information.
   c) I already know all of this stuff.
   d) I don't understand how this applies to me.

Comments:

APPENDIX R
CONSTRUCTION DESIGN REVIEW CHECKLIST

This page intentionally left blank.

Hawaii Department of Transportation – Harbors Division

Construction Site Design Review Checklist

Project Description	
Project Title:	
Project Job No:	Acreage of Site:
Name of Design Firm:	
Projected Construction Timeframe:	
Description of Project:	

Site Information			
Construction Site Location:			
Latitude:		Longitude:	
Tax Map Key No(s).:			
Disturbed Area (to nearest tenth of an acre):		Total Project Area (to nearest tenth of an acre):	
Existing Percentage of Impervious Area:		Percentage of Impervious Area After Completion:	

Nearest Water Body Information	
Name of Nearest Receiving Water Body(s) and Distance:	
Any New or Modified Storm Drain Connections:	
Description of Storm Drains On or Adjacent to Project Area:	

Design Submittal (Check one):		
☐ Preliminary Design	☐ Semi-Final Design	☐ Final Design

Signature and Certifications	
Designer: I certify that the design is complete, accurate, and addresses the items on this checklist to the best of my knowledge.	
Print Name:	Job Title:
Signature:	Date:
Review: HDOT Harbors Project Manager and Environmental Section.	
Harbors Project Manager Signature:	Print Name: Date:
Harbors Environmental Section Signature:	Print Name: Date:

Existing and Proposed Site Features	Yes	No	N/A
1. The following site features should be included on the plans, if deemed necessary based on project type, size, and scope.			
• Existing and proposed topography, features, and storm water flow paths	☐	☐	☐
• Preliminary location, size in square feet, and limits of disturbance	☐	☐	☐
• Locations of existing and proposed roads, curbs, gutters, storm drains, inlets, buildings, signs, sidewalks, traffic signals, light standards, guardrails, and other structures	☐	☐	☐
• Location of internal swales and ditches, and other drainage facilities	☐	☐	☐
• Maps of predominant soils from USDA soil surveys	☐	☐	☐
• Boundaries of existing predominant vegetation and proposed limits of clearing and grubbing	☐	☐	☐
• Existing and proposed utilities and easements	☐	☐	☐
• Preliminary location and dimensions of proposed channel modifications, such as bridge or culvert crossings	☐	☐	☐
2. If the project or site includes, is adjacent to, or otherwise may impact any of the following, they should be included on the plans.			
• Perennial and intermittent streams or other surface water	☐	☐	☐
• Location and boundaries of resource protection areas such as wetlands, lakes, ponds, and other setbacks (e.g., stream buffers, drinking water well setbacks, septic setbacks)	☐	☐	☐
• Location of floodplain/floodway limits and relationship of site to upstream and downstream properties and drainages	☐	☐	☐
• The limits of the existing and proposed maps and plans shall extend past the project limits if any existing condition has an impact to the project. Include future projects that have the potential to start prior to the subject project.	☐	☐	☐
• Stream flow velocity for stream work	☐	☐	☐
3. Identify potential pollutants related to non-storm water on site.	☐	☐	☐

Scheduling	Yes	No	N/A
1. Include sequencing of construction activities with the implementation of construction site BMPs is provided?	☐	☐	☐
2. Show how the rainy season relates to soil-disturbing and re-stabilization activities?	☐	☐	☐
3. Include detail on the implementation and deployment of soil stabilization, sediment control, non-storm water management, construction material management, waste management, pollution control, spill control practices, and inspection and maintenance BMPs?	☐	☐	☐
4. If the project is performed in multiple phases, are the phase-specific BMPs that take into account relevant potential pollutants?	☐	☐	☐

Construction Site BMPs (Please refer to *City and County of Honolulu Storm Water BMP Manual – Construction, November 2011,* for more information)	Yes	No	N/A
1. Soil Stabilization Practices (Plans address or include the following practices and situations?)			
• Preservation of existing vegetation	☐	☐	☐
• Stabilization of construction entrance	☐	☐	☐
• Protection of stockpiles	☐	☐	☐
• Bank stabilization	☐	☐	☐
• Topsoil management	☐	☐	☐
• Mulching, seeding, and/or planting with installation/application procedures and requirements	☐	☐	☐
• Velocity reduction devices in storm water flow paths	☐	☐	☐
• Geotextiles, plastic covers, turf reinforce mats, and/or erosion control blankets/mats, with installation/application procedures and requirements	☐	☐	☐
• Temporary drains, swales, earth dikes, and/or lined ditches	☐	☐	☐

• Slope drains, subsurface drains	☐	☐	☐
• Top and toe of slope diversion ditches/berms	☐	☐	☐
2. Sediment Control Practices (Plans address or include the following practices and situations?)			
• Location of potential sediment sources	☐	☐	☐
• Does on-site drainage enter into off-site drainage	☐	☐	☐
• Dust/Silt fence, wattles, perimeter socks, and matting rolls	☐	☐	☐
• Watering	☐	☐	☐
• Soil binders, including acrylic polymers	☐	☐	☐
• Storm drain inlet protection	☐	☐	☐
• Temporary sediment basin	☐	☐	☐
• Sediment trap	☐	☐	☐
• Flared culvert end sections	☐	☐	☐
• Outlet protection	☐	☐	☐
• Temporary stream crossing	☐	☐	☐
• Ingress/Egress sediment control	☐	☐	☐
• Slope roughening/terracing/rounding	☐	☐	☐
• Sand bag barrier	☐	☐	☐
• Brush or rock filter	☐	☐	☐
• Shoveling, sweeping, and disposing	☐	☐	☐
3. Non-Storm Water Management Practices (Plans address or include the following practices and situations?)			
• Employee training	☐	☐	☐
• Vehicle and equipment cleaning, refueling, and maintenance	☐	☐	☐
• Dewatering operations	☐	☐	☐
• Paving operations	☐	☐	☐
• Concrete washout procedure	☐	☐	☐
• Structure construction and painting	☐	☐	☐
• Water conservation	☐	☐	☐
• Good housekeeping practices	☐	☐	☐
4. Construction Material Management, Waste Management and Spill Control Practices (Plans address or include the following practices and situations?)			
• Material delivery, use, and storage	☐	☐	☐
• Spill prevention control, spill kit	☐	☐	☐
• Hazardous waste properly stored in designated areas	☐	☐	☐
• Sanitary/Septic waste management	☐	☐	☐
• Liquid waste managed with storage containment devices	☐	☐	☐
• Contaminated soil management	☐	☐	☐
• Concrete waste management	☐	☐	☐
• Fertilizer, pesticide, herbicide, fungicide, and biocide management	☐	☐	☐

Inspection and Maintenance Responsibility	Yes	No	N/A
(Plans address or include the following practices and situations?)			
1. Long-term inspection entity, operation, and maintenance identified	☐	☐	☐
2. Minimum maintenance frequency identified	☐	☐	☐
3. Recordkeeping	☐	☐	☐
4. Schedule and/or triggers for inspection of BMP measures	☐	☐	☐
5. Rain gauge monitoring	☐	☐	☐
6. Incident report	☐	☐	☐

Permits, Reports, and Plans	Yes	No	N/A
Assess if the project requires any of the following that may include or impact BMPs. If not required, check N/A.			
1. NPDES Form C for Construction Activities is provided, if required.	☐	☐	☐
2. NPDES Form F for Hydrotest waters discharge is provided, if required.	☐	☐	☐
3. NPDES Form G for Dewatering discharge is provided, if required.	☐	☐	☐

4. 401 Water Quality Certification is provided, if required.	☐	☐	☐
5. 404 Department of Army Permit is provided, if required.	☐	☐	☐
6. Coastal Zone Management Permit is provided, if required.	☐	☐	☐
7. Special Management Area Permit is provided, if required.	☐	☐	☐
8. Drainage report is provides, if required.	☐	☐	☐
9. Grading Permit with temporary erosion control plan is provided. (if project requires City and County approval and meets requirements)	☐	☐	☐
10. Permit for Connection to the State Harbors Drainage System (if applicable)	☐	☐	☐
11. Permit to Discharge into the State Harbors Drainage System (if applicable)	☐	☐	☐
12. If multiple permits or approvals are required for the project, BMPs are consistent in all permits and plans.	☐	☐	☐

APPENDIX S
WATER POLLUTION PREVENTION SPEC

This page intentionally left blank.

ARTICLE XXX – TEMPORARY WATER POLLUTION, DUST, AND EROSION CONTROL

XXX.XX Description. This section is required for all work and describes the following:

(A) A detailed site-specific Best Management Practices (BMP) Plan including diagrams and narratives; constructing, maintaining, and repairing temporary water pollution, dust, and erosion control measures at the project site including local material sources, work areas and access roads; removing and disposing of wastes and hazardous wastes; and control of fugitive dust (defined as uncontrolled emission of solid airborne particulate matter from any source other than combustion). For projects that require a National Pollutant Discharge Elimination System (NPDES) Appendix C General Permit from the Department of Health (DOH), the Site-Specific Construction Best Management Practices (SSCBMP) Plan required for the permit shall satisfy this requirement.

(B) Compliance with applicable State and Federal permit conditions.

(C) Work associated with dewatering and hydrotesting activities and compliance with conditions of the NPDES general permit coverage authorizing discharges associated with construction activity dewatering and hydrotesting.

Requirements of this section also apply to the Contractor's storage sites.

XXX.XX Materials. Materials shall conform to the following:

(A) Slope Drains. Slope drains may be constructed of pipe, fiber, mats, erosion control fabric, geotextiles, rubble, portland cement concrete, bituminous concrete, plastic sheets, or other materials acceptable to the Engineer.

(B) Grass. Grass shall be quick growing species such as rye grass, Italian grass, or cereal grasses. Grass shall be suitable to the area and provide a temporary cover that will not compete later with permanent cover. Alternative grasses are allowable if acceptable to the Engineer.

(C) Fertilizer and Soil Conditions. Fertilizer and soil conditioners shall be a standard commercial grade acceptable to the Engineer.

(D) Silt Fences. Silt fences shall be synthetic filter fabric mounted on posts and embedded in compacted ground in accordance with contract documents, and shall be in compliance with ASTM D6462, Standard Practice for Silt Fence Installation.

(E) Berms. Berms shall be gravel or sand wrapped with geotextile material. Alternate materials are allowable if acceptable to the Engineer.

Alternate materials or methods to control, prevent, remove and dispose of pollution are allowable if acceptable to the Engineer.

XXX.XX Construction.

(A) Preconstruction Requirements.

(1) Water Pollution, Dust, and Erosion Control Meeting. The contractor shall be required to submit a site-specific BMP plan to the Engineer and address all comments by the Engineer. After the site-specific BMP plan is accepted in writing by the Engineer, the Contractor shall schedule a meeting with the Engineer 14 days before the start of construction work to discuss the sequence of work, and plans and proposals for water pollution, dust, and erosion control.

(2) Water Pollution, Dust, and Erosion Control Submittals. The Contractor shall submit the following site-specific BMP plan for approval by the Engineer prior to the start of work:

(a) Written site-specific BMP plan shall include the following:

1. Identification of potential pollutants and their sources.

2. A list of all material and heavy equipment to be used during construction.

3. Descriptions of the methods and devices used to minimize the discharge of pollutants into State waters and drainage systems.

4. Description of maintenance and subsequent removal of any erosion or siltation control devices

5. Method(s) of removal and disposal of solid and hazardous wastes encountered or generated during construction.

6. Method(s) of removing and disposing concrete and asphalt pavement cutting slurry, concrete curing water, and hydrodemolition water.

7. Method(s) of containing, removing and disposing of demolition dust and debris to minimize the discharge of pollutants into State waters and drainage systems.

8. Spill kit contents and location.

9. Fugitive dust control, including dust from grinding, sweeping, or brooming off operations or combination thereof.

10. Method(s) of storing and handling of hazardous materials (i.e. oils, paints, etc.) and other products used for the project.

11. Method(s) of concrete washout/waste control.

12. Good housekeeping practices.

a. Minimize tracking of sediment offsite from project entrances and exits.

b. Litter management.

13. Other factors that may cause water pollution, dust and erosion.

(b) Provide plan(s)/drawing(s) showing location of:

1. Water pollution, dust and erosion control devices.

2. Material storage and handling areas, and other staging areas.

3. Storage of aggregate (indicate types of aggregate), asphalt cold mix, soil and waste.

4. Concrete truck washouts.

5. Toilet facilities.

6. Fueling and maintenance of vehicles and other equipment.

7. Areas of soil disturbance in cut and fill.

8. Areas of vegetative practices to be implemented.

9. Drainage patterns; including a separate drawing for each phase of construction that alters drainage patterns.

(c) Provide details of BMP to be installed or utilized.

(d) Indicate approximate date when BMP will be installed and removed.

(e) Construction schedule.

(f) Name(s) of specific individual(s) designated responsible for water pollution, dust and erosion controls on the project site. Include home, business and cellular telephone numbers, fax numbers and e-mail addresses.

(g) Description of fill material to be used.

The Contractor shall date and sign the site-specific BMP plan. Keep an accepted copy on site throughout the duration of the project. Revisions to the plan shall be included with the original plan. Modify contract documents to conform to revisions. Include actual date of installation and removal of BMP. Obtain written acceptance by the Engineer before revising BMP.

The Contractor shall follow guidelines in the "Best Management Practices Manual for Construction Sites in Honolulu," in developing, installing, and maintaining BMP for the project. Follow City and County of Honolulu Soil Erosion Guidelines for all projects on Oahu. Use respective Soil Erosion Guidelines for Maui, Kauai and Hawaii County projects. Information can be found at the respective County websites.

(B) Construction Requirements. No work shall be allowed to begin until submittals detailed in Subsection XXX.XX(A)(2) – Water Pollution, Dust, and Erosion Control Submittals are completed and accepted in writing by the Engineer.

For projects that require an NPDES Appendix C General Permit from the DOH, furnish and install a rain gage in a secure location to monitor rainfall at the project site. Provide the rain gage with a tolerance of at least 0.05 inches of rainfall, and an opening of at least 1-inch diameter. Install rain gage on project site in an area that will not deter rainfall from entering the gage opening. Maintain the rain gage and replace the gage if stolen, it does not function properly or accurately, is worn out, or needs to be relocated. Do not begin field work until the rain gage is installed and the site-specific BMP are in place.

Address all comments received from the Engineer.

Modify and resubmit plans and construction schedules to correct conditions that develop during construction which were unforeseen during the design and pre-construction stages.

Coordinate temporary control provisions with permanent control features throughout the construction and post-construction period.

BMP shall be in place and operational at the end of the workday.

Install and maintain either or both stabilized construction entrances and wheel washes to minimize tracking of dirt and mud onto roadways. Restrict traffic to stabilized construction areas only. Clean dirt, mud, or other material tracked onto the road immediately. Modify stabilized construction entrances to prevent mud from being tracked onto roadways.

Chemicals may be used as soil stabilizers for either or both erosion and dust control if acceptable to the Engineer.

Cover exposed surface of materials completely with tarpaulin or similar device when transporting aggregate, soil, excavated material or material that may be a source of fugitive dust.

Cleanup and remove any pollutant that can be attributed to the Contractor.

Install or modify BMP due to change in the Contractor's means and methods, or for omitted condition that should have been allowed for in the accepted site-specific BMP plan or a BMP that replaces an accepted site-specific BMP that is not satisfactorily performing.

Properly maintain BMP. For projects that require an NPDES Appendix C General Permit from the DOH, inspect, prepare a written report and make repairs to BMP. Maintain records of BMP inspections for the duration of the project. Submit copies of the inspection reports to the Engineer upon request. Inspections shall be made at the following intervals:

(1) Weekly during dry periods.

(2) Within 24 hours of any rainfall of 0.5 inches or greater which occurs in a 24-hour period.

(3) Daily during periods of prolonged rainfall.

(4) When existing erosion control measures are damaged or not operating properly as required by the site-specific BMP plan.

Remove, replace or relocate any BMP that must be removed, replaced or relocated due to potential or actual flooding, or potential danger or damage to the project or public.

The Contractor's designated representative specified in Subsection XXX.XX(A)(2)(f) shall address any BMP concerns brought up by the Engineer within 24 hours of notification, including weekends and holidays. Should the Contractor fail to satisfactorily address these concerns, the Engineer reserves the right to employ outside assistance or use the Engineer's own labor forces to provide necessary corrective measures. The Engineer will charge the Contractor such incurred costs plus any associated project engineering costs. The Engineer will make appropriate deductions from the Contractor's monthly progress estimate. Failure to apply BMP shall result in either or both the establishment and increase in the amount of retainage due to unsatisfactory progress or withholding of monthly progress payment. Continued failure to apply BMP may result in one or more of the following: the Contractor being fully responsible for all additional costs incurred by the State, suspension of the Contract, or cancellation of the Contract.

(C) Hydrotesting Activities. If work includes removing, relocation or installing waterlines, and the Contractor elects to flush waterline or discharge hydrotesting effluent into State waters or drainage systems, obtain a Notice of General Permit Coverage (NGPC) authorizing discharges associated with hydrotesting waters from the DOH Clean Water Branch (CWB). If a permit is required, prepare and submit permit application (CWB-Notice of Intent (NOI) Form F) to the DOH CWB.

Do not begin hydrotesting activities until the DOH CWB has issued a NGPC. Hydrotesting operations shall be in accordance with conditions in the NGPC. Submit a copy of the NPDES Hydrotesting Waters Application and Permit to the Engineer.

(D) Dewatering Activities. If excavation of backfilling operations require dewatering, and the Contractor elects to discharge dewatering effluent into State waters or existing drainage systems, obtain a NGPC authorizing discharges associated with construction activity dewatering from the DOH CWB. If a permit is required, prepare and submit permit application (CWB-NOI Form G) to the DOH CWB.

Do not begin dewatering activities until the DOH-CWB has issued a NGPC. Conduct dewatering operations in accordance with the conditions in the NGPC. Submit a copy of the NPDES Dewatering Application and Permit to the Engineer.

XXX.XX Measurement.

(A) Installation, maintenance, monitoring, and removal of the BMP will be paid on a lump sum basis. Measurement for payment will not apply.

(B) The Engineer will only measure additional water pollution, dust and erosion control required and requested by the Engineer on a force account basis in accordance with Subsection 109.06 -- Force Account Provisions and Compensation of the *Hawaii Standard Specifications for Road and Bridge Construction, 2005*.

XXX.XX Payment. The Engineer will pay for accepted pay items listed below at contract price per pay unit, as shown in the proposed schedule. Payment will be full compensation for work prescribed in this section and contract documents.

The Engineer will pay for the following pay item when included in the proposed schedule:

Pay Item	**Pay Unit**
Installation, Maintenance, Monitoring, and Removal of BMP	Lump Sum

No progress payment will be authorized until the Engineer accepts in writing the site-specific BMP plan or when the Contractor fails to maintain the project site in accordance with the accepted BMP plan.

The Contractor shall reimburse the State within 30-days for the full amount of all outstanding costs incurred by the State for all citations or fines received as a result of the Contractor's non-compliance with regulations.

APPENDIX T
CONSTRUCTION SITE BMP INSPECTION REPORTS

This page intentionally left blank.

Construction Site Best Management Practices Inspection Checklist

Date of Inspection: January 11, 2013	**Project Title:** Ala Moana WWPS Force Main #3 & #4		
Contractor: Collucio Construction Co.	**Project Job No.:** N/A	**NGPC No.:** HI R10D872	
Inspector: Y. Zhang; R. Leong; W. Makanui (for C&C)	**Weather: Cloudy, dry**	**Photographs Attached:** ☑ Yes ☐ No	

AC: **A**dequate **C**ontainment
ACoC: **A**dequate **C**over **o**r **C**ontainment

		N/A	Control Device(s) Yes	Control Device(s) No	Require Maintenance Yes	Require Maintenance No	Description of Any Deficiency	Date Corrective Actions Taken	Notes
1.	Stabilized Construction Ingress/Egress?	☐	☑	☐	☐	☑			
	Vehicular Tracking	☐	☑	☐	☑	☐	Minor tire tracks		See Note G.
2.	Erosion Control Device(s) - Slopes/Exposed Area	☑	☐	☐	☐	☐			
	Sediment Control (Silt fence, Perimeter sock)	☐	☑	☐	☑	☐	Lack of sediment control		See Note H
	Storm Drain Inlet Protection (Fabric filter, Witch's hat)	☐	☑	☐	☐	☑			Filter fabric okay.
3.	Dust Control/Suppressant - Sawcutting/Demolition	☑	☐	☐	☐	☐			
	Concrete Washout Area (AC)	☑	☐	☐	☐	☐			
4.	Vehicle/Equipment Maintenance Area (ACoC)	☑	☐	☐	☐	☐			
	Vehicle/Equipment Clearing Area (AC)	☑	☐	☐	☐	☐			
	Vehicle/Equipment Fueling Area (AC)	☑	☐	☐	☐	☐			
	Vehicle/Equipment Storage Area (AC)	☑	☐	☐	☐	☐			
5.	Construction Material Storage Area (ACoC)	☐	☑	☐	☐	☑			
	Stockpiles of Aggregate (ACoC)	☐	☑	☐	☐	☑			
6.	Flammable/Fuel Storage Area (ACoC)	☑	☐	☐	☐	☐			
	Hazardous Material Storage (ACoC)	☑	☐	☐	☐	☐			
	Waste Storage Area (ACoC)	☐	☑	☐	☑	☐			
7.	Good Housekeeping Practices (Is project generally free of litter, sediment, etc.?)	☐	☑	☐	☑	☐			Ongoing for all sites. See Note F.
8.	Spill Prevention/Control - Spill Kit	☐	☐	☑	☑	☐	Hydraulic fluid leak		See Notes C and E.

Major Site Activites (please check any if applicable):
☐ Demolition ☐ Paving ☑ Excavation ☑ Hauling Materials ☑ Concrete Pouring ☑ Other, please specify: Staging

If any of the item listed below checked "Yes", please provide detailed information under Additional Notes.

A. Is contaminated soil present? ☑ Yes ☐ No
B. Is sediment basin(s) present? ☐ Yes ☑ No
C. Is any illicit discharge present? ☑ Yes ☐ No
Large hydraulic fluid spill on Pier 1, see Notes C and E.
D. Dewatering and/or Hydrotesting - Is this project in compliance with all NPDES storm water permitting requirements? ☐ Yes ☐ No ☑ N/A

Rachel Leong — 1/14/2013

Verified By (HDOT Project Inspector/Engineer's Signature) **Date**

PROTECT OUR WATER MĀLAMA I KA WAI

Construction Site Best Management Practices Inspection Checklist

Additional Notes:

A. Management of Contaminated Soil:
Sand Island Construction Site - Contaminated soil should be placed on 10-mil sheet and covered.

B. Control and Maintenance Related to Sediment Basin(s):

C. Evidence of Discharge of Pollutant(s) to State Receiving Waters:
Large hydraulic fluid leak/spill was observed on and around a trailer-mounted generator parked at the northeast corner of Pier 1 construction site (Photos 12 to 15). Hydraulic fluid was observed spreading on the truck tire, edge platform, and asphalt pavement in free-flow style. Nearest storm drain is about 200 feet away. There is a great potential that when it rains, rainwater would carry the spill to the drain, which eventually empties into the ocean.

D. Summary of Dewatering and/or Hydrotesting Activity (please list permit numbers and verify compliance):
Dewatering activity occurred on site. Water was discharged to sanitary sewer system under Industrial Wastewater Discharge Permit. (under IWDP Number 11TU-12 - Expiration Date 5/24/2013)

E. Please cleanup the spills ASAP and conduct a root-cause analysis of this incident to ensure such spill would not occur again in the future. Meanwhile, closely monitor adjacent parking area surrounding the site.

F. Five 55-gallon drums of grease were stored at Ilalo Street staging area. These drums are rusty and in fair condition. Please properly store these drums (e.g., with secondary containment).

G. Minor tire tracks and construction debris observed on Forrest Avenue (Photo 2). Please cleanup the debris and tire tracks on a regular basis.

H. Ilalo Street Staging Site - At the west corner of the site, perimeter sock was not in place for sediment control (Photo 4). Please rectify the situation.

Remarks: This checklist is to be completed before commencement of grading or site-work and then every two weeks from October through April, otherwise, bimonthly. Harbors Division will not allow grading or construction work to commence until the project engineer or qualified project inspector have inspected the construction site to determine if the plans for site-specific compliance. BMPs and pollution prevention are implemented correctly and in the right locations.

State of Hawaii
Department of Transportation
Harbors Division



1. Minor tire tracks observed on Forrest Avenue (facing Northeast). The site is on the right.



2. Construction debris observed along Forrest Avenue (facing southwest).



3. Perimeter socks, construction fences, and traffic barriers installed around Shaft AM #2 (facing southeast).



4. Lack of perimeter sock at the west corner of the Ilalo Street staging area (facing northwest).



5. The two storm drain inlets on Ilalo Street across the fence from the staging area (facing east).



6. Oil leak/spill observed near one of the storm drain inlets on Ilalo Street (circled in red; facing northeast).



7. Drums of grease stored at Ilalo staging site (facing northeast). Drums are rusty and in fair condition.



8. Overview of the storm drain closest to the staging and construction area around Shaft AM #1 (facing northwest).



9. Stabilized entrance to staging and construction area around Shaft AM #1 (facing northwest).



10. Perimeter sock and dust fence installed around Shaft AM #1 (facing northwest).



11. Perimeter sock and dust fence installed around Shaft AM #1 (facing southwest).



12. Hydraulic fluid leak/spill observed on the ground and reached the boundary of the project site (facing northwest).



13. Overview of the spill, coming from a trailer-mounted generator (facing southeast).



14. The pinkish spill observed on edge platform



15. The spill observed around the tires. The spill appeared to be dripping from the opening on the upper-right corner.



16. Former whitish sediment appeared to be washed out (facing northwest).



17. Perimeter sock and silt fence installed at Sand Island staging area along south boundary (facing northeast).



18. Stockpiles of contaminated soil covered (facing east). Wastewater Treatment Plant is in the distance on the left.



19. Fiberglass-reinforced concrete pipe and steel pipe staged on site (facing north-northwest).



20. Used tires stored at south corner of Sand Island staging area.

Construction Site Best Management Practices Inspection Checklist

Date of Inspection: February 5, 2013	**Project Title:** Ala Moana WWPS Force Main #3 & #4	
Contractor: Collucio Construction Co.	**Project Job No.:** N/A	**NGPC No.:** HI R10D872
Inspector: Y. Zhang; R. Leong; W. Makanui (for C&C)	**Weather: Sunny, dry**	**Photographs Attached:** ☑ Yes ☐ No

AC: **A**dequate **C**ontainment
ACoC: **A**dequate **C**over **o**r **C**ontainment

		N/A	Control Device(s) Yes	Control Device(s) No	Require Maintenance Yes	Require Maintenance No	Description of Any Deficiency	Date Corrective Actions Taken	Notes
1.	Stabilized Construction Ingress/Egress?	☐	☑	☐	☐	☑			
	Vehicular Tracking	☐	☑	☐	☑	☐	Tire tracks		See Note E.
2.	Erosion Control Device(s) - Slopes/Exposed Area	☑	☐	☐	☐	☐			
	Sediment Control (Silt fence, Perimeter sock)	☐	☑	☐	☐	☑			
	Storm Drain Inlet Protection (Fabric filter, Witch's hat)	☐	☑	☐	☐	☑			Filter fabric okay.
3.	Dust Control/Suppressant - Sawcutting/Demolition	☑	☐	☐	☐	☐			
	Concrete Washout Area (AC)	☑	☐	☐	☐	☐			
4.	Vehicle/Equipment Maintenance Area (ACoC)	☑	☐	☐	☐	☐			
	Vehicle/Equipment Clearing Area (AC)	☑	☐	☐	☐	☐			
	Vehicle/Equipment Fueling Area (AC)	☑	☐	☐	☐	☐			
	Vehicle/Equipment Storage Area (AC)	☑	☐	☐	☐	☐			
5.	Construction Material Storage Area (ACoC)	☐	☑	☐	☐	☑			
	Stockpiles of Aggregate (ACoC)	☐	☑	☐	☐	☑			
6.	Flammable/Fuel Storage Area (ACoC)	☑	☐	☐	☐	☐			
	Hazardous Material Storage (ACoC)	☑	☐	☐	☐	☐			
	Waste Storage Area (ACoC)	☐	☑	☐	☑	☐			See Note F
7.	Good Housekeeping Practices (Is project generally free of litter, sediment, etc.?)	☐	☑	☐	☑	☐			Ongoing for all sites. See Notes C, F, and G.
8.	Spill Prevention/Control - Spill Kit	☐	☐	☑	☐	☑			Ongoing

Major Site Activites (please check any if applicable):

☐ Demolition ☐ Paving ☑ Excavation ☑ Hauling Materials ☑ Concrete Pouring ☑ Other, please specify: Staging

If any of the item listed below checked "Yes", please provide detailed information under Additional Notes.

A. Is contaminated soil present? ☑ Yes ☐ No **B.** Is sediment basin(s) present? ☐ Yes ☑ No

C. Is any illicit discharge present? ☑ Yes ☐ No Fine sediment leached out from the site. See Note C.

D. Dewatering and/or Hydrotesting - Is this project in compliance with all NPDES storm water permitting requirements? ☐ Yes ☐ No ☑ N/A

Rachel Leong — 2/7/2013

Verified By (HDOT Project Inspector/Engineer's Signature) **Date**

PROTECT OUR WATER MĀLAMA I KA WAI

Construction Site Best Management Practices Inspection Checklist

Additional Notes:

A. Management of Contaminated Soil:
Sand Island Construction Site - Contaminated soil should be placed on 10-mil sheet and covered.

B. Control and Maintenance Related to Sediment Basin(s):

C. Evidence of Discharge of Pollutant(s) to State Receiving Waters:
Salt crystals and fine sediment were observed leaching out from staging and construction area at Shaft AM #1 (Photos 14 and 16). Since biosocks and filter facric were inefficient, please reduce the runoff from the source by regularly cleaning up the fine sediment segregated from the construction operation (Photo 13).

D. Summary of Dewatering and/or Hydrotesting Activity (please list permit numbers and verify compliance):
Dewatering activity occurred on site. Water was discharged to sanitary sewer system under Industrial Wastewater Discharge Permit. (under IWDP Number 11TU-12 - Expiration Date 5/24/2013)

E. Tire tracks were observed on Forrest Avenue (Photo 1). Please cleanup the tire tracks on a regular basis.

F. Discarded tires were observed at Sand Island staging site. Please properly dispose of those tires off-site.

G. Absorbent material should be cleaned up after use (Photo 12).

H.

Remarks: This checklist is to be completed before commencement of grading or site-work and then every two weeks from October through April, otherwise, bimonthly. Harbors Division will not allow grading or construction work to commence until the project engineer or qualified project inspector have inspected the construction site to determine if the plans for site-specific compliance. BMPs and pollution prevention are implemented correctly and in the right locations.

State of Hawaii
Department of Transportation
Harbors Division



1. Tire tracks observed on Forrest Avenue (facing Northeast). The site is on the right.



2. Stabilized entrance to Forrest Avenue (facing southeast).



3. Perimeter socks and dust fence installed at Ilalo Street staging site (facing southwest).



4. Drums of grease stored on wooden pallet at Ilalo Street staging site (facing south). Drums are in fair condition.



5. Perimeter socks reinstalled at the west corner of Ilalo Street staging site (facing northwest).



6. Perimeter socks, traffic barriers, and construction fence installed around Shaft AM #2 (facing south).



7. Overview of the storm drain inlets, protected with filter fabric, on Ilalo Street (facing southwest).



8. Two more storm drain inlets, protected with filter fabric, across the fence from the staging area (facing northeast).



9. Stabilized entrance to staging and construction area around Shaft AM #1 (facing northwest).



10. Perimeter sock and dust fence installed around Shaft AM #1 (facing northwest).



11. Perimeter sock and dust fence installed around Shaft AM #1 (facing southwest).



12. Absorbent materials applied at former oil leaking area. Cleanup after use.



13. Fine sediment spread around the segregating area.



14. Salt crystals and fine sediment leached out from the north to the paved yard on Pier 1 (facing northwest).



15. Close view of the salt crystals.



16. Fine sediment leached out from the west to the paved yard on Pier 1 (facing southeast).



17. Perimeter sock and silt fence installed at Sand Island staging area along south boundary (facing northeast).



18. Perimeter sock and dust fence installed along west and north boundary (facing west).



19. Fiberglass-reinforced concrete pipe and steel pipe staged on site (facing north-northwest).



20. Used tires stored at south corner of Sand Island staging area.

Construction Site Best Management Practices Inspection Checklist

Date of Inspection: March 1, 2013	**Project Title:** Ala Moana WWPS Force Main #3 & #4	
Contractor: Collucio Construction Co.	**Project Job No.:** N/A	**NGPC No.:** HI R10D872
Inspector: Y. Zhang; R. Leong; W. Makanui (for C&C)	**Weather: Cloudy, dry**	**Photographs Attached:** ☑ Yes ☐ No

AC: Adequate **C**ontainment
ACoC: Adequate **C**over **o**r **C**ontainment

		N/A	Control Device(s) Yes	Control Device(s) No	Require Maintenance Yes	Require Maintenance No	Description of Any Deficiency	Date Corrective Actions Taken	Notes
1.	Stabilized Construction Ingress/Egress?	☐	☑	☐	☐	☑			
	Vehicular Tracking	☐	☑	☐	☑	☐	Minor tire tracks		
2.	Erosion Control Device(s) - Slopes/Exposed Area	☑	☐	☐	☐	☐			
	Sediment Control (Silt fence, Perimeter sock)	☐	☑	☐	☑	☐	Lack of protection		See Note E
	Storm Drain Inlet Protection (Fabric filter, Witch's hat)	☐	☑	☐	☐	☑			
3.	Dust Control/Suppressant - Sawcutting/Demolition	☑	☐	☐	☐	☐			
	Concrete Washout Area (AC)	☑	☐	☐	☐	☐			
4.	Vehicle/Equipment Maintenance Area (ACoC)	☑	☐	☐	☐	☐			
	Vehicle/Equipment Clearing Area (AC)	☑	☐	☐	☐	☐			
	Vehicle/Equipment Fueling Area (AC)	☑	☐	☐	☐	☐			
	Vehicle/Equipment Storage Area (AC)	☑	☐	☐	☐	☐			
5.	Construction Material Storage Area (ACoC)	☐	☑	☐	☐	☑			
	Stockpiles of Aggregate (ACoC)	☐	☑	☐	☐	☑			
6.	Flammable/Fuel Storage Area (ACoC)	☑	☐	☐	☐	☐			
	Hazardous Material Storage (ACoC)	☐	☑	☐	☐	☐			See Note F
	Waste Storage Area (ACoC)	☐	☑	☐	☑	☐			See Note G
7.	Good Housekeeping Practices (Is project generally free of litter, sediment, etc.?)	☐	☑	☐	☑	☐			Ongoing for all sites. See Note H for Pier 1 site.
8.	Spill Prevention/Control - Spill Kit	☐	☐	☑	☐	☑			Ongoing

Major Site Activites (please check any if applicable):

☐ Demolition ☐ Paving ☑ Excavation ☑ Hauling Materials ☑ Concrete Pouring ☑ Other, please specify: Staging

If any of the item listed below checked "Yes", please provide detailed information under Additional Notes.

A. Is contaminated soil present? ☑ Yes ☐ No **B.** Is sediment basin(s) present? ☐ Yes ☑ No

C. Is any illicit discharge present? ☐ Yes ☑ No See Note C

D. Dewatering and/or Hydrotesting - Is this project in compliance with all NPDES storm water permitting requirements? ☐ Yes ☐ No ☑ N/A

Rachel Leong — 3/6/2013

Verified By (HDOT Project Inspector/Engineer's Signature) **Date**

PROTECT OUR WATER MĀLAMA I KA WAI

Additional Notes:

A. Management of Contaminated Soil:
Sand Island Construction Site - Contaminated soil should be placed on 10-mil sheet and covered.

B. Control and Maintenance Related to Sediment Basin(s):

C. Evidence of Discharge of Pollutant(s) to State Receiving Waters:
Recommend add in "Illicit Discharge" as a stand-alone item in DPP BMP Checklist form. Please ensure that the trailer-mounted generator be repaired prior to commencing in operation.

D. Summary of Dewatering and/or Hydrotesting Activity (please list permit numbers and verify compliance):
Dewatering activity occurred on site. Water was discharged to sanitary sewer system under Industrial Wastewater Discharge Permit. (under IWDP Number 11TU-12 - Expiration Date 5/24/2013)

E. Please ensure that perimeter socks are overlapping by the ends for at least six inches (Photo 10).

F. Please keep a spill kit on-site at all times, replenish it when necessary, clearly marked, and make it readily accessible.

G. Discarded tires were observed at Sand Island staging site. Please properly dispose of those tires off-site by the end of the project.

H. Fine sediments were observed to be accumulated at Shaft AM #1 Staging and Construction Area, especially around the segregation area (Photo 14) and along the perimeter socks on the north and west (Photos 9, 12, and 13). Please regularly clean up the fine sediment spread around on-site to effectively reduce the runoff from source.

Remarks: This checklist is to be completed before commencement of grading or site-work and then every two weeks from October through April, otherwise, bimonthly. Harbors Division will not allow grading or construction work to commence until the project engineer or qualified project inspector have inspected the construction site to determine if the site-specific BMPs and pollution prevention devices are implemented correctly and in the approriate locations.

State of Hawaii
Department of Transportation
Harbors Division



1. Stabilized entrance to Forrest Avenue (facing southeast).



2. Minor tire tracks observed on Forrest Avenue (facing northeast). The site is on the right.



3. Perimeter socks, dust fence, and traffic barriers, installed at Ilalo Street construction site (facing south).



4. Overview of the storm drain inlets, protected with filter fabric, on Ilalo Street (facing northeast).



5. Overview of the storm drain inlets on-site at Ilalo Street (facing southwest).



6. Stabilized entrance to staging and construction area around Shaft AM #1 (facing northwest).



7. Perimeter sock and dust fence installed around Shaft AM #1 (facing southwest).



8. Perimeter sock and dust fence installed around Shaft AM #1 (facing northwest).



9. Fine sediments accumulated by perimeter sock and dust fence (facing northwest).



10. Section (circled in red) lack of perimeter sock protection (facing northeast).



11. Perimeter socks contaminated with oil spill residual (facing southwest).



12. View of oil spill residual seeping through the perimeter sock on the other side of dust fence.



13. Fine sediments accumulated along the west boundary at Shaft AM #1 site (facing southwest).



14. Fine sediments spread around the segregation area (facing west).



15. Fine sediments spread around the site.



16. Drip pan placed underneath the trailer-mounted generator.



17. Overview of crystallized salt leached out to the parking lots on the north at Pier 1 (facing northwest).



18. One 55-gallon drum of construction chemicals observed on-site at Shaft AM #1 staging and construction area.



19. Overview of the storm drain near the Shaft AM #1 site entrance (facing northwest).



20. Perimeter sock and dust fence installed along west and north boundaries at Sand Island (facing west).



21. Perimeter sock and dust fence installed along south boundary at Sand Island (facing northeast).



22. Various pipes stored on-site at Sand Island (facing northeast)



23. Piles of discarded tires stored at the south corner.



24. Wooden pallets, fiberglass-reinforced concrete pipes, steel pipes stored on-site. Excavated soil stored in distance.

Construction Site Best Management Practices Inspection Checklist

Date of Inspection: March 25, 2013	**Project Title:** Ala Moana WWPS Force Main #3 & #4		
Contractor: Collucio Construction Co.	**Project Job No.:** N/A	**NGPC No.:** HI R10D872	
Inspector: Y. Zhang; R. Leong; W. Makanui (for C&C)	**Weather: Sunny to partially cloudy**	**Photographs Attached:** ☑ Yes ☐ No	

AC: Adequate **C**ontainment
ACoC: Adequate **C**over **o**r **C**ontainment

		N/A	Control Device(s) Yes	Control Device(s) No	Require Maintenance Yes	Require Maintenance No	Description of Any Deficiency	Date Corrective Actions Taken	Notes
1.	Stabilized Construction Ingress/Egress?	☐	☑	☐	☑	☐			See Note E
	Vehicular Tracking	☐	☑	☐	☑	☐	Noticeable tire tracks		See Note E
2.	Erosion Control Device(s) - Slopes/Exposed Area	☑	☐	☐	☐	☐			
	Sediment Control (Silt fence, Perimeter sock)	☐	☑	☐	☐	☑			
	Storm Drain Inlet Protection (Fabric filter, Witch's hat)	☐	☑	☐	☑	☐	Fabric filter clogged or missing		See Note F
3.	Dust Control/Suppressant - Sawcutting/Demolition	☑	☐	☐	☐	☐			
	Concrete Washout Area (AC)	☑	☐	☐	☐	☐			
4.	Vehicle/Equipment Maintenance Area (ACoC)	☑	☐	☐	☐	☐			
	Vehicle/Equipment Clearing Area (AC)	☑	☐	☐	☐	☐			
	Vehicle/Equipment Fueling Area (AC)	☑	☐	☐	☐	☐			
	Vehicle/Equipment Storage Area (AC)	☑	☐	☐	☐	☐			
5.	Construction Material Storage Area (ACoC)	☐	☑	☐	☐	☑			
	Stockpiles of Aggregate (ACoC)	☐	☑	☐	☐	☑			
6.	Flammable/Fuel Storage Area (ACoC)	☑	☐	☐	☐	☐			
	Hazardous Material Storage (ACoC)	☐	☑	☐	☐	☑			
	Waste Storage Area (ACoC)	☐	☑	☐	☑	☐			See Note G
7.	Good Housekeeping Practices (Is project generally free of litter, sediment, etc.?)	☐	☑	☐	☑	☐			Ongoing for all sites. See Note H for Pier 1 site.
8.	Spill Prevention/Control - Spill Kit	☐	☐	☑	☑	☐	Keep spill kit on-site.		Ongoing

Major Site Activites (please check any if applicable):
☐ Demolition ☐ Paving ☑ Excavation ☑ Hauling Materials ☑ Concrete Pouring ☑ Other, please specify: Staging

If any of the item listed below checked "Yes", please provide detailed information under Additional Notes.
A. Is contaminated soil present? ☑ Yes ☐ No **B.** Is sediment basin(s) present? ☐ Yes ☑ No
C. Is any illicit discharge present? ☐ Yes ☑ No
D. Dewatering and/or Hydrotesting - Is this project in compliance with all NPDES storm water permitting requirements? ☐ Yes ☐ No ☑ N/A

Rachel Leong
Verified By (HDOT Project Inspector/Engineer's Signature)

3/27/2013
Date

PROTECT OUR WATER MĀLAMA I KA WAI

Construction Site Best Management Practices Inspection Checklist

Additional Notes:

A. Management of Contaminated Soil:
Sand Island Construction Site - Contaminated soil should be placed on 10-mil sheet and covered.

B. Control and Maintenance Related to Sediment Basin(s):

C. Evidence of Discharge of Pollutant(s) to State Receiving Waters:

D. Summary of Dewatering and/or Hydrotesting Activity (please list permit numbers and verify compliance):
Dewatering activity occurred on site. Water was discharged to sanitary sewer system under Industrial Wastewater Discharge Permit.
(under IWDP Number 11TU-12 - Expiration Date 5/24/2013)

E. Tire tracks were very noticeable at Ingress/Egress on Forrest Avenue and Sand Island Access Road. Please ensure to instruct the driver to use the stabilized entrance on Forrest Avenue site. Gravel at Sand Island site appeared to be settled down and mingled with fine sediment. Please place new layer of gravel on main travel area at Sand Island site.

F. Fabric filters at several storm drain inlets need to be replaced (Photos 6, 15, and 16). They were either missing from the place or clogged by the sediment.

G. Discarded tires were observed at Sand Island staging site. Please properly dispose of those tires off-site by the end of the project.

H. Fine sediments were observed to be accumulated at Shaft AM #1 Staging and Construction Area thoroughout the site and along the perimeter socks on the north, west, and south (Photos 9, 10, and 11). Fine sediment leached out off the site on the north (Photo 14). Please regularly clean up the fine sediment spread around on-site on a timely basis to effectively reduce the runoff from the source.

Remarks: This checklist is to be completed before commencement of grading or site-work and then every two weeks from October through March, otherwise, bimonthly. Harbors Division will not allow grading or construction work to commence until the project engineer or qualified project inspector have inspected the construction site to determine if the site-specific BMPs and pollution prevention devices are implemented correctly and in the approriate locations.

State of Hawaii
Department of Transportation
Harbors Division



1. Stabilized entrance to Forrest Avenue (facing southeast).



2. Noticeable tire tracks observed on Forrest Avenue (facing northeast). The site is on the right.



3. Perimeter socks and dust fence installed along Forrest Avenue (facing northeast).



4. Perimeter socks and dust fence installed along Forrest Avenue (facing southwest).



5. Overview of the storm drain inlets on-site at Ilalo Street (facing southwest).



6. Fabric filter needs to be replaced at one of the off-site storm drain inlets (circled in red) on Ilalo Street (facing northeast).



7. Stabilized entrance at construction and staging area around Shaft AM #1 (facing northwest).



8. Perimeter sock and dust fence installed around the site at Shaft AM #1 (facing northwest).



9. Fine and coarse sand accumulated by perimeter sock and dust fence along the south boundary (facing southwest).



10. Fine sediment and coarse sand accumulated by perimeter sock and dust fence along the north boundary (facing northwest).



11. Thick layers of sediment and sand accumulated by perimeter sock and dust fence along the west boundary (facing southwest).



12. Drums and containers of biodegradable hydraulic oil stored on-site at Pier 1 (facing south).



13. Two drums of synthetically hydraulic fluid and containers of wetting agent stored on-site at Pier 1 (facing east)



14. Fine sediments leached out from the site along the north (facing northwest).



15. The fabric filter inside the storm drain inlet, nearest to the site entrance to Shaft AM #1, is clogged and needed to be replaced.



16. The fabric filter inside the storm drain inlet, parallel to the same site, is also clogged and needed to be replaced.



17. Perimeter sock and dust fence installed along south boundary at Sand island site (facing northeast).



18. Perimeter sock and dust fence installed along west and north boundaries at Sand island site (facing west).



19. Pipes stored on-site (facing southeast).



20. Piles of tires stored on-site (facing west).



21. One front loader, wooden pallets, and fiber-reinforced concrete sectional pipes stored on-site (facing northwest).



22. Steel pipes and excavated soil (in the distance) stored on-site (facing north).

Construction Site Best Management Practices Inspection Checklist

Date of Inspection: April 29, 2013	**Project Title:** Ala Moana WWPS Force Main #3 & #4		
Contractor: Collucio Construction Co.	**Project Job No.:** N/A	**NGPC No.:** HI R10D872	
Inspector: Y. Zhang; R. Leong; W. Makanui (for C&C)	**Weather: Sunny to partially cloudy**	**Photographs Attached:** ☑ Yes ☐ No	

AC: **A**dequate **C**ontainment
ACoC: **A**dequate **C**over **o**r **C**ontainment

		N/A	Control Device(s) Yes	Control Device(s) No	Require Maintenance Yes	Require Maintenance No	Description of Any Deficiency	Date Corrective Actions Taken	Notes
1.	Stabilized Construction Ingress/Egress?	☐	☑	☐	☐	☑			
	Vehicular Tracking	☐	☑	☐	☐	☑	Minor tire tracks		
2.	Erosion Control Device(s) - Slopes/Exposed Area	☑	☐	☐	☐	☐			
	Sediment Control (Silt fence, Perimeter sock)	☐	☑	☐	☐	☑			
	Storm Drain Inlet Protection (Fabric filter, Witch's hat)	☐	☑	☐	☐	☑			See Note F
3.	Dust Control/Suppressant - Sawcutting/Demolition	☑	☐	☐	☐	☐			
	Concrete Washout Area (AC)	☑	☐	☐	☐	☐			
4.	Vehicle/Equipment Maintenance Area (ACoC)	☑	☐	☐	☐	☐			
	Vehicle/Equipment Clearing Area (AC)	☑	☐	☐	☐	☐			
	Vehicle/Equipment Fueling Area (AC)	☑	☐	☐	☐	☐			
	Vehicle/Equipment Storage Area (AC)	☑	☐	☐	☐	☐			
5.	Construction Material Storage Area (ACoC)	☐	☑	☐	☐	☑			
	Stockpiles of Aggregate (ACoC)	☐	☑	☐	☐	☑			
6.	Flammable/Fuel Storage Area (ACoC)	☑	☐	☐	☐	☐			
	Hazardous Material Storage (ACoC)	☐	☑	☐	☑	☐	Labeling		See Note E
	Waste Storage Area (ACoC)	☐	☑	☐	☑	☐			See Note G
7.	Good Housekeeping Practices (Is project generally free of litter, sediment, etc.?)	☐	☑	☐	☑	☐			Ongoing for all sites. See Note H for Pier 1 site.
8.	Spill Prevention/Control - Spill Kit	☐	☐	☑	☐	☑			Ongoing

Major Site Activites (please check any if applicable):
☐ Demolition ☐ Paving ☑ Excavation ☑ Hauling Materials ☑ Concrete Pouring ☑ Other, please specify: Staging

If any of the item listed below checked "Yes", please provide detailed information under Additional Notes.

A. Is contaminated soil present? ☑ Yes ☐ No **B.** Is sediment basin(s) present? ☐ Yes ☑ No

C. Is any illicit discharge present? ☐ Yes ☑ No

D. Dewatering and/or Hydrotesting - Is this project in compliance with all NPDES storm water permitting requirements? ☐ Yes ☐ No ☑ N/A

Rachel Leong — **Verified By (HDOT Project Inspector/Engineer's Signature)**

4/30/2013 — **Date**

PROTECT OUR WATER MĀLAMA I KA WAI

Construction Site Best Management Practices Inspection Checklist

Additional Notes:

A. Management of Contaminated Soil:
Sand Island Construction Site - Contaminated soil should be placed on 10-mil sheet and covered.

B. Control and Maintenance Related to Sediment Basin(s):

C. Evidence of Discharge of Pollutant(s) to State Receiving Waters:

D. Summary of Dewatering and/or Hydrotesting Activity (please list permit numbers and verify compliance):
Dewatering activity occurred on site. Water was discharged to sanitary sewer system under Industrial Wastewater Discharge Permit.
(under IWDP Number 11TU-12 - Expiration Date 5/24/2013)

E. Buckets of WaterPlug stored at Ilalo Street Staging area. One of the buckets contained grease-like substance (Photo 6). Please properly label and/or mark all containers used to store hazardous substances and wastes, and properly store them on-site.

F. Fabric filters at several storm drain inlets were replaced (Photos 9 and 10).

G. Discarded tires were observed at Sand Island staging site. Please properly dispose of those tires off-site by the end of the project.

H. Fine sediments were observed to be accumulated at Shaft AM #1 Staging and Construction Area thoroughout the site and along the perimeter socks on the north, west, and south (Photos 14, 16, and 17). Segregation area appeared to be cleaned (Photo 19). Please clean up the fine sediment accumulated along the north and west boundaries on a timely basis to effectively reduce the runoff from the source.

Remarks: This checklist is to be completed before commencement of grading or site-work and then every two weeks from October through March, otherwise, bimonthly. Harbors Division will not allow grading or construction work to commence until the project engineer or qualified project inspector have inspected the construction site to determine if the site-specific BMPs and pollution prevention devices are implemented correctly and in the approriate locations.

State of Hawaii
Department of Transportation
Harbors Division



1. Stabilized entrance to Forrest Avenue (facing southeast).



2. Minor tire tracks observed on Forrest Avenue (facing northeast). The site is on the right.



3. Perimeter socks and dust fence installed along Forrest Avenue (facing northeast).



4. Perimeter socks and dust fence installed along Forrest Avenue (facing southwest).



5. Buckets of WaterPlug stored at Ilalo Street Staging area (facing southeast).



6. One of the buckets contained grease-like substance. The bucket is not properly marked.



7. Overview of the storm drain inlets (circled in red) on-site at Ilalo Street (facing northwest).



8. Oily stain observed on Forrest Avenue (facing southwest). Ilalo Street Staging Area is to the left.



9. Fabric filter replaced at storm drain inlets on Ilalo Street (facing southwest).



10. Fabric filter replaced at storm drain inlet across the staging and construction area around Shaft AM #1 (facing northwest).



11. Stabilized entrance at staging and construction area around Shaft AM #1 (facing northwest).



12. Perimeter socks and dust fence installed around the staging and construction area around Shaft AM #1 (facing northwest).



13. Perimeter socks and dust fence installed along boundaries at site around Shaft AM #1 (facing southwest).



14. Fine sediments accumulated along the north entrance at site around Shaft AM #1 (facing northwest).



15. A bucket used to catch leaks from exhaust piping.



16. Fine sediments accumulated at the north corner at site around Shaft AM #1 (facing northwest).



17. Large amount of fine sediments accumulated along the west boundary at site around Shaft AM #1 (facing southwest).



18. Absorbent materials observed at site around Shaft AM #1.



19. Overview of the area around the segregation area (facing northwest).



20. Crystallized salt leached out from the site (facing southeast).



21. Drums of biodegradable hydraulic oil stored on-site (facing south).



22. Fine sediment and crystallized salt leached out near the north entrance of the site (facing west).



23. Perimeter socks and dust fence installed along south boundary at staging area in Sand Island (facing northeast).



24. Perimeter socks and dust fence installed along west boundary at staging area in Sand Island (facing west).



25. Construction fences and pipes staged on-site at Sand Island (facing northwest).



26. Used tires stored on-site at Sand Island (facing southwest)



27. Battery case stored on the top of a raft staged on-site at Sand Island (facing south).



28. Steel pipes staged on-site (facing northwest). Excavated soil stored in distance.

Construction Site Best Management Practices Inspection Checklist

Date of Inspection: June 13, 2013	**Project Title:** Ala Moana WWPS Force Main - Pier 1 AM No. 1		
Contractor: Collucio Construction Co.	**Project Job No.:** N/A	**NGPC No.:** HI R10D872	
Inspector: Y. Zhang; R. Leong; W. Makanui (for C&C)	**SSCBMP Updated and Onsite:** ☐ Yes ☐ No	**Photographs Attached:** ☑ Yes ☐ No	
Weather: Cloudy			

AC: Adequate Containment
ACoC: Adequate Cover or Containment

		N/A	Control Device(s) Yes	Control Device(s) No	Require Maintenance Yes	Require Maintenance No	Description of Any Deficiency	Date Corrective Actions Taken	Notes
1.	Stabilized Construction Ingress/Egress?	☐	☑	☐	☐	☑			
	Vehicular Tracking	☐	☑	☐	☐	☑			
2.	Erosion Control Device(s) - Slopes/Exposed Area	☑	☐	☐	☐	☐			
	Sediment Control (Silt fence, Perimeter sock)	☐	☑	☐	☑	☐	Over-saturated		See Note E
	Storm Drain Inlet Protection (Fabric filter, Witch's hat)	☐	☑	☐	☑	☐	In poor condition		See Note F
3.	Dust Control/Suppressant - Sawcutting/Demolition	☑	☐	☐	☐	☐			
	Concrete Washout Area (AC)	☑	☐	☐	☐	☐			
4.	Vehicle/Equipment Maintenance Area (ACoC)	☑	☐	☐	☐	☐			
	Vehicle/Equipment Clearing Area (AC)	☑	☐	☐	☐	☐			
	Vehicle/Equipment Fueling Area (AC)	☑	☐	☐	☐	☐			
	Vehicle/Equipment Storage Area (AC)	☑	☐	☐	☐	☐			
5.	Construction Material Storage Area (ACoC)	☑	☐	☐	☐	☐			
	Stockpiles of Aggregate (ACoC)	☑	☐	☐	☐	☐			
6.	Flammable/Fuel Storage Area (ACoC)	☑	☐	☐	☐	☐			
	Hazardous Material Storage (ACoC)	☑	☐	☐	☐	☐			
	Waste Storage Area (ACoC)	☑	☐	☐	☐	☐			
7.	Good Housekeeping Practices (Is project generally free of litter, sediment, etc.?)	☐	☑	☐	☑	☐	Ongoing		See Note E
8.	Spill Prevention/Control - Spill Kit	☐	☑	☐	☐	☑			

Major Site Activities (please check any if applicable):
☐ Demolition ☐ Paving ☑ Excavation ☐ Hauling Materials ☐ Concrete Pouring ☐ Other, please specify:

If any of the item listed below checked "Yes", please provide detailed information under Additional Notes.

A. Is contaminated soil present? ☐ Yes ☑ No **B.** Is sediment basin(s) present? ☐ Yes ☑ No

C. Is any illicit discharge present? ☐ Yes ☑ No

D. Dewatering and/or Hydrotesting - Is this project in compliance with all NPDES storm water permitting requirements? ☐ Yes ☐ No ☑ N/A

Rachel Leong — 6/14/2013

Verified By (HDOT Project Inspector/Engineer's Signature) **Date**

PROTECT OUR WATER MĀLAMA I KA WAI

Construction Site Best Management Practices Inspection Checklist

Permanent post-construction BMPs are installed in accordance with construction plans. ☐ Yes ☐ No ☑ N/A
Note:

Additional Notes:

A. Management of Contaminated Soil:

B. Control and Maintenance Related to Sediment Basin(s):

C. Evidence of Discharge of Pollutant(s) to State Receiving Waters:

D. Summary of Dewatering and/or Hydrotesting Activity (please list permit numbers and verify compliance):

E. Approximately three sections of perimeter socks, located at the northwest corner of the site, appears to be over-saturated with sediment and needs to be replaced (Photo 3). Sediment accumulated on-site needs to be cleaned up on a more regular basis.

F. Fabric filter, inside the storm drain inlet northwest of the site (circled in red on Photo 1), is in poor condition and needs to be replaced. Please update SSCBMP to include installing proper device (e.g., fabric filter, witch's hat) in protection of this storm drain inlet.

G.

Remarks: This checklist is to be completed before commencement of grading or site-work and then every two weeks from October through March, otherwise, bimonthly. Harbors Division will not allow grading or land disturbing to commence until the project engineer or qualified project inspector have inspected the construction site to determine if the site-specific BMPs and pollution prevention devices are implemented correctly and in the appropriate locations.

State of Hawaii
Department of Transportation
Harbors Division



1. Salt leached out from the site and reached the storm drain inlet (circled in red) northwest of the site (facing southeast).



2. Majority of the sediment along north boundary of the site was cleaned up (facing northwest).



3. Residual sediment observed at the northwest corner of the site (facing northwest). Perimeter socks need to be replaced.



4. Majority of the sediment along west boundary of the site was cleaned up (facing southwest).

Construction Site Best Management Practices Inspection Checklist

Date of Inspection: July 8, 2013	**Project Title:** Ala Moana WWPS Force Main #3 & #4 - Pier 1 (Follow-up inspection)		
Contractor: Collucio Construction Co.	**Project Job No.:** N/A	**NGPC No.:** HI R10D872	
Inspector: Y. Zhang; R. Leong; W. Makanui (for C&C)	**SSCBMP Updated and Onsite:** ☐ Yes ☑ No	**Photographs Attached:** ☑ Yes ☐ No	
Weather:			

AC: Adequate Containment
ACoC: Adequate Cover or Containment

		N/A	Control Device(s) Yes	Control Device(s) No	Require Maintenance Yes	Require Maintenance No	Description of Any Deficiency	Date Corrective Actions Taken	Notes
1.	Stabilized Construction Ingress/Egress?	☐	☑	☐	☐	☑			
	Vehicular Tracking	☐	☑	☐	☐	☑			
2.	Erosion Control Device(s) - Slopes/Exposed Area	☑	☐	☐	☐	☐			
	Sediment Control (Silt fence, Perimeter sock)	☐	☑	☐	☐	☑			See Note E
	Storm Drain Inlet Protection (Fabric filter, Witch's hat)	☐	☑	☐	☐	☑			
3.	Dust Control/Suppressant - Sawcutting/Demolition	☑	☐	☐	☐	☐			
	Concrete Washout Area (AC)	☑	☐	☐	☐	☐			
4.	Vehicle/Equipment Maintenance Area (ACoC)	☑	☐	☐	☐	☐			
	Vehicle/Equipment Clearing Area (AC)	☑	☐	☐	☐	☐			
	Vehicle/Equipment Fueling Area (AC)	☑	☐	☐	☐	☐			
	Vehicle/Equipment Storage Area (AC)	☑	☐	☐	☐	☐			
5.	Construction Material Storage Area (ACoC)	☑	☐	☐	☐	☑			
	Stockpiles of Aggregate (ACoC)	☑	☐	☐	☐	☑			
6.	Flammable/Fuel Storage Area (ACoC)	☑	☐	☐	☐	☐			
	Hazardous Material Storage (ACoC)	☑	☐	☐	☐	☐			
	Waste Storage Area (ACoC)	☑	☐	☐	☐	☐			
7.	Good Housekeeping Practices (Is project generally free of litter, sediment, etc.?)	☑	☐	☐	☐	☐			
8.	Spill Prevention/Control - Spill Kit	☐	☑	☐	☐	☑			

Major Site Activities (please check any if applicable):

☐ Demolition ☐ Paving ☑ Excavation ☑ Hauling Materials ☑ Concrete Pouring ☑ Other, please specify: Staging

If any of the item listed below checked "Yes", please provide detailed information under Additional Notes.

A. Is contaminated soil present? ☑ Yes ☐ No **B.** Is sediment basin(s) present? ☐ Yes ☑ No

C. Is any illicit discharge present? ☐ Yes ☑ No

D. Dewatering and/or Hydrotesting - Is this project in compliance with these NPDES storm water permitting requirements? ☐ Yes ☐ No ☑ N/A

Rachel Leong — 7/8/2013

Verified By (HDOT Project Inspector/Engineer's Signature) **Date**

PROTECT OUR WATER MĀLAMA I KA WAI

Construction Site Best Management Practices Inspection Checklist

Permanent post-construction BMPs are installed in accordance with construction plans. ☐ Yes ☐ No ☑ N/A
Note:

Additional Notes:

A. Management of Contaminated Soil:

B. Control and Maintenance Related to Sediment Basin(s):

C. Evidence of Discharge of Pollutant(s) to State Receiving Waters:

D. Summary of Dewatering and/or Hydrotesting Activity (please list permit numbers and verify compliance):

E. Additional layer of biosock has been installed in-place. Sediment, originally accumulated at the northwest corner and along the west and north boundaries of the site, has been cleaned up (Photos 2,4 and 6 to 8).

F.

G.

Remarks: This checklist is to be completed before commencement of grading or site-work and then every two weeks from October through March, otherwise, bimonthly. Harbors Division will not allow construction activities to commence until the project engineer or qualified project inspector have inspected the construction site to determine if the site-specific BMPs and pollution prevention devices are implemented correctly and in the appropriate locations.

State of Hawaii
Department of Transportation
Harbors Division



1. BEFORE cleanup - view of the northwest corner on-site (facing northwest).



2. AFTER cleanup - view of the northwest corner on-site (facing northwest). Additional layer of biosocks in place.



3. BEFORE cleanup - overview of the area along the west boundary (facing southwest).



4. AFTER cleanup - overview of the area along the west boundary (facing south west).



5. BEFORE cleanup - view of the parking lot outside the site on the northwest (facing southeast).



6. AFTER cleanup - view of the parking lot outside the site on the northwest (facing southeast).



7. AFTER cleanup - view of the area along the north boundary (facing southeast).



8. More AFTER cleanup view of the area (further east) along the north boundary (facing southeast).

Construction Site Best Management Practices Inspection Checklist

Date of Inspection: August 23, 2013	**Project Title:** Ala Moana WWPS Force Main #3 & #4		
Contractor: Collucio Construction Co.	**Project Job No.:** N/A	**NGPC No.:** HI R10D872	
Inspector: Y. Zhang; R. Leong; W. Makanui (for C&C)	**SSCBMP Updated and Onsite:** ☐ Yes ☑ No	**Photographs Attached:** ☑ Yes ☐ No	
Weather:			

AC: Adequate Containment
ACoC: Adequate Cover or Containment

		N/A	Control Device(s) Yes	Control Device(s) No	Require Maintenance Yes	Require Maintenance No	Description of Any Deficiency	Date Corrective Actions Taken	Notes
1.	Stabilized Construction Ingress/Egress?	☐	☑	☐	☐	☑			
	Vehicular Tracking	☐	☑	☐	☐	☑	Minor tire trucks		
2.	Erosion Control Device(s) - Slopes/Exposed Area	☑	☐	☐	☐	☐			
	Sediment Control (Silt fence, Perimeter sock)	☐	☑	☐	☑	☐	Deteriorated		See Note E
	Storm Drain Inlet Protection (Fabric filter, Witch's hat)	☐	☑	☐	☑	☐	Debris accumulated inside inlet		See Note F
3.	Dust Control/Suppressant - Sawcutting/Demolition	☑	☐	☐	☐	☐			
	Concrete Washout Area (AC)	☑	☐	☐	☐	☐			
4.	Vehicle/Equipment Maintenance Area (ACoC)	☑	☐	☐	☐	☐			
	Vehicle/Equipment Clearing Area (AC)	☑	☐	☐	☐	☐			
	Vehicle/Equipment Fueling Area (AC)	☑	☐	☐	☐	☐			
	Vehicle/Equipment Storage Area (AC)	☑	☐	☐	☐	☐			
5.	Construction Material Storage Area (ACoC)	☐	☑	☐	☐	☑			
	Stockpiles of Aggregate (ACoC)	☐	☑	☐	☐	☑			
6.	Flammable/Fuel Storage Area (ACoC)	☑	☐	☐	☐	☐			
	Hazardous Material Storage (ACoC)	☐	☑	☐	☐	☑			
	Waste Storage Area (ACoC)	☐	☑	☐	☑	☐	Discarded tires and other items		See Note G
7.	Good Housekeeping Practices (Is project generally free of litter, sediment, etc.?)	☐	☑	☐	☑	☐			Ongoing for all three sites.
8.	Spill Prevention/Control - Spill Kit	☐	☑	☐	☐	☑	Large oil stains		See Note H

Major Site Activities (please check any if applicable):

☐ Demolition ☐ Paving ☑ Excavation ☑ Hauling Materials ☑ Concrete Pouring ☑ Other, please specify: Staging

If any of the item listed below checked "Yes", please provide detailed information under Additional Notes.

A. Is contaminated soil present? ☑ Yes ☐ No **B.** Is sediment basin(s) present? ☐ Yes ☑ No

C. Is any illicit discharge present? ☐ Yes ☑ No

D. Dewatering and/or Hydrotesting - Is this project in compliance with these NPDES storm water permitting requirements? ☐ Yes ☐ No ☑ N/A

Rachel Leong — **Verified By (HDOT Project Inspector/Engineer's Signature)**

8/23/2013 — **Date**

PROTECT OUR WATER MĀLAMA I KA WAI

Construction Site Best Management Practices Inspection Checklist

Permanent post-construction BMPs are installed in accordance with construction plans.	☐ Yes	☐ No	☑ N/A
Note:			

Additional Notes:

A. Management of Contaminated Soil:
Sand Island Construction Site - Contaminated soil should be placed on 10-mil sheet and covered.

B. Control and Maintenance Related to Sediment Basin(s):

C. Evidence of Discharge of Pollutant(s) to State Receiving Waters:

D. Summary of Dewatering and/or Hydrotesting Activity (please list permit numbers and verify compliance):

E. Sediment control barrier installed along the stockpile at Sand Island staging site needs to be repaired (Photo 23).
Biosocks installed between security barriers and fenceline need to be replaced, and the ends need to be overlapped at a lenth of 6" (Photos 7 and 8).

F. Debris was accumulated inside the storm drain inlets on-site on Ilalo Street (Photo 5). Please maintain the fabric filter installed inside the drain.

G. Discarded tires, spent biosocks, fence, and lumber were observed at Sand Island staging site (Photos 17 and 18). Please properly dispose of those item off-site by the end of the project.

H. Large oil stains were noticed on-site (Photos 12 and 13). Please clean up any spill/leak on a timely basis to the extend that it will not generate a sheen when it rains.

Remarks: This checklist is to be completed before commencement of grading or site-work and then every two weeks from October through March, otherwise, bimonthly. Harbors Division will not allow construction activities to commence until the project engineer or qualified project inspector have inspected the construction site to determine if the site-specific BMPs and pollution prevention devices are implemented correctly and in the appropriate locations.

State of Hawaii
Department of Transportation
Harbors Division



1. Minor tire tracks observed on Forrest Avenue (facing northeast). The site is to the right.



2. Entrance to Forrest Avenue stabilized (facing southeast).



3. Dust fence and perimeter socks installed along Forrest Avenue (facing southwest).



4. Dust fence and perimeter socks installed along Forrest Avenue (facing northeast).



5. Steel pipes staged on Ilalo Street (facing northwest). Fabric filters inside the drain inlets (in red) need to be maintained.



6. Overview of storm drain inlets offsite on Ilalo Street (facing southwest).



7. Deteriorated Biosocks installed between the security barriers and fence need to be overlapped at 6” (in red; facing northeast).



8. Another view of the deteriorated biosocks installed between the security barriers and fence (facing west).



9. Entrance to staging and construction site on Pier 1 stabilized (facing northwest).



10. Perimeter socks and dust fence installed along the east boundary of the site (facing southwest).



11. Perimeter socks and dust fence installed along the north boundary of the site (facing northwest).



12. Overview of the staging and construction site on Pier 1 (facing northwest). Oil stains observed on the ground.



13. Oil stains observed on the ground (facing west).



14. Overview of the north boundary of the site on Pier 1 (facing northwest).



15. Two layers of biosocks installed at northwest corner of the site on Pier 1 (facing northwest).



16. Two layer of biosocks installed along portion of the west boundary on Pier 1 (facing southwest).



17. MISC items stored on site at Sand Island (facing southeast).



18. Tires and spent biosocks observed on-site (facing south-southwest).



19. Perimeter socks and dust fence installed along the south boundary of the site (facing northeast).



20. Perimeter socks and dust fence installed along west boundary of the site (facing northwest).



21. Steel pipes and fiberglass-reinforced pipes staged on-site (facing northeast).



22. Excavated stockpiles observed on site (facing northwest).



23. Portion of the sediment control barrier (circled in red) needs to be repaired.



24. Stand water observed along the north portion of the west boundary (facing northwest).

Construction Site Best Management Practices Inspection Checklist

Date of Inspection: October 18, 2013	**Project Title:** Ala Moana WWPS Force Main #3 & #4		
Contractor: Collucio Construction Co.	**Project Job No.:** N/A	**NGPC No.:** HI R10D872	
Inspector: Y. Zhang; R. Leong; W. Makanui (for C&C)	**SSCBMP Updated and Onsite:** ☐ Yes ☑ No	**Photographs Attached:** ☑ Yes ☐ No	

Weather:

AC: Adequate Containment
ACoC: Adequate Cover or Containment

		N/A	Control Device(s) Yes	Control Device(s) No	Require Maintenance Yes	Require Maintenance No	Description of Any Deficiency	Date Corrective Actions Taken	Notes
1.	Stabilized Construction Ingress/Egress?	☐	☑	☐	☐	☑			
	Vehicular Tracking	☐	☑	☐	☑	☐	Minor tire tracks		See Note F
2.	Erosion Control Device(s) - Slopes/Exposed Area	☑	☐	☐	☐	☐			
	Sediment Control (Silt fence, Perimeter sock)	☐	☑	☐	☑	☐	Deteriorated		See Note E
	Storm Drain Inlet Protection (Fabric filter, Witch's hat)	☐	☑	☐	☐	☑			
3.	Dust Control/Suppressant - Sawcutting/Demolition	☑	☐	☐	☐	☐			
	Concrete Washout Area (AC)	☑	☐	☐	☐	☐			
4.	Vehicle/Equipment Maintenance Area (ACoC)	☑	☐	☐	☐	☐			
	Vehicle/Equipment Clearing Area (AC)	☑	☐	☐	☐	☐			
	Vehicle/Equipment Fueling Area (AC)	☑	☐	☐	☐	☐			
	Vehicle/Equipment Storage Area (AC)	☑	☐	☐	☐	☐			
5.	Construction Material Storage Area (ACoC)	☐	☑	☐	☐	☑			
	Stockpiles of Aggregate (ACoC)	☐	☑	☐	☐	☑			
6.	Flammable/Fuel Storage Area (ACoC)	☑	☐	☐	☐	☐			
	Hazardous Material Storage (ACoC)	☐	☑	☐	☐	☑			
	Waste Storage Area (ACoC)	☐	☑	☐	☑	☐	Discarded tires and other items		See Note G
7.	Good Housekeeping Practices (Is project generally free of litter, sediment, etc.?)	☐	☑	☐	☑	☐			Ongoing for all three sites.
8.	Spill Prevention/Control - Spill Kit	☐	☑	☐	☑	☐	Large oil stains		See Note H

Major Site Activities (please check any if applicable):
☐ Demolition ☐ Paving ☑ Excavation ☑ Hauling Materials ☑ Concrete Pouring ☑ Other, please specify: Staging

If any of the item listed below checked "Yes", please provide detailed information under Additional Notes.

A. Is contaminated soil present? ☑ Yes ☐ No **B.** Is sediment basin(s) present? ☐ Yes ☑ No
C. Is any illicit discharge present? ☐ Yes ☑ No
D. Dewatering and/or Hydrotesting - Is this project in compliance with these NPDES storm water permitting requirements? ☐ Yes ☐ No ☑ N/A

[signature] 10/22/2013

Verified By (HDOT Project Inspector/Engineer's Signature) **Date**

PROTECT OUR WATER MĀLAMA I KA WAI

Construction Site Best Management Practices Inspection Checklist

Permanent post-construction BMPs are installed in accordance with construction plans.	☐ Yes ☐ No ☑ N/A
Note:	

Additional Notes:

A. Management of Contaminated Soil:
Sand Island Construction Site - Contaminated soil should be placed on 10-mil sheet and covered.

B. Control and Maintenance Related to Sediment Basin(s):

C. Evidence of Discharge of Pollutant(s) to State Receiving Waters:

D. Summary of Dewatering and/or Hydrotesting Activity (please list permit numbers and verify compliance):

E. Sediment control barrier installed along the stockpile at Sand Island staging site needs to be repaired and properly maintained (Photos 23 and 24). Biosocks along the north boundary (Pier 1 Site) need to be replaced (Photo 12). Ensure that the ends are overlapped at a lenth of 6" (minimum).

F. Clean up tire tracks on a reguly basis (e.g., at least weekly) or as necessary.

G. Discarded tires, spent biosocks, fence, and lumbers were observed at Sand Island staging site (Photos 21 and 22). Please properly dispose of those item off-site by the end of the project.

H. Large oil stains were visible on Forrest Avenue (Photo 3). Please clean up any spill/leak on a timely basis to the extend that it will not generate a sheen when it rains.

Remarks: This checklist is to be completed before commencement of grading or site-work and then every two weeks from October through March, otherwise, bimonthly. Harbors Division will not allow construction activities to commence until the project engineer or qualified project inspector have inspected the construction site to determine if the site-specific BMPs and pollution prevention devices are implemented correctly and in the appropriate locations.

State of Hawaii
Department of Transportation
Harbors Division



1. Tire tracks observed on Forrest Avenue (facing northeast). The site is to the right.



2. Entrance to Forrest Avenue stabilized (facing southeast).



3. Oil stains observed on Forrest Avenue (facing northeast). The site is to the right.



4. Biosocks along Ilalo Street replaced (facing southwest).



5. Steel pipes staged on Ilalo Street (facing northwest). Fabric filters inside the drain inlets (in green) replaced.



6. Oil stains on the ground in the process of being cleaned (facing southwest). The site is to the left.



7. View of the storm drain inlets on Ilalo Street adjacent to the construction site on the south (facing northeast).



8. Entrance to staging and construction site on Pier 1 stabilized (facing northwest).



9. Perimeter socks and dust fence installed along the north boundary of the site (facing southwest).



10. Perimeter socks and dust fence installed along the east boundary of the site (facing northwest).



11. Overview of the staging and construction site on Pier 1 (facing northwest).



12. Portion of the biosocks along north boundary deteriorated and need to be replaced.



13. Overview of the north corner of the site on Pier 1 (facing northwest).



14. Two layer of biosocks installed along west boundary on Pier 1 site (facing southwest).



15. Storm drain inlet, directly across Pier 1 Construction site on the east, stenciled and equipped with filter fabric (facing northwest).



16. Another storm drain inlet on the east, stenciled and equipped with filter fabric (facing northwest).



17. Overview of the area outside the silt fence on the north (facing northwest).



18. Storm drain inlet, northwest of the Pier 1 Construction site, stenciled and equipped with fabric filter (facing southeast).



19. Perimeter socks and dust fence installed along the south boundary of the Sand Island site (facing northeast).



20. Perimeter socks and dust fence installed along west boundary of the Sand Island site (facing northwest).



21. Lumber, pipe, and other items staged at Sand Island site during the time of inspection (facing southwest).



22. Discarded tires, spent biosocks, and metal fencing materials stored on-site (facing southwest).



23. Section of the sediment control barrier (circled in red) needs to be repaired (Sand Island site, northwest corner).



24. Another section of sediment control barrier (circled in red) needs to be repaired/maintained (Sand Island site, facing east).

Construction Site Best Management Practices Inspection Checklist

Date of Inspection: November 4, 2013	**Project Title:** Ala Moana WWPS Force Main #3 & #4		
Contractor: Collucio Construction Co.	**Project Job No.:** N/A	**NGPC No.:** HI R10D872	
Inspector: Y. Zhang; R. Leong; W. Makanui (for C&C)	**SSCBMP Updated and Onsite:** ☐ Yes ☑ No	**Photographs Attached:** ☑ Yes ☐ No	
Weather:			

AC: Adequate Containment
ACoC: Adequate Cover or Containment

		N/A	Control Device(s) Yes	Control Device(s) No	Require Maintenance Yes	Require Maintenance No	Description of Any Deficiency	Date Corrective Actions Taken	Notes
1.	Stabilized Construction Ingress/Egress?	☐	☑	☐	☐	☑			
	Vehicular Tracking	☐	☑	☐	☑	☐	Minor tire tracks		See Note F
2.	Erosion Control Device(s) - Slopes/Exposed Area	☑	☐	☐	☐	☐			
	Sediment Control (Silt fence, Perimeter sock)	☐	☑	☐	☑	☐	Deteriorated		See Note E
	Storm Drain Inlet Protection (Fabric filter, Witch's hat)	☐	☑	☐	☑	☐	One side falling into inlet		See Notes E and H
3.	Dust Control/Suppressant - Sawcutting/Demolition	☑	☐	☐	☐	☐			
	Concrete Washout Area (AC)	☑	☐	☐	☐	☐			
4.	Vehicle/Equipment Maintenance Area (ACoC)	☑	☐	☐	☐	☐			
	Vehicle/Equipment Clearing Area (AC)	☑	☐	☐	☐	☐			
	Vehicle/Equipment Fueling Area (AC)	☑	☐	☐	☐	☐			
	Vehicle/Equipment Storage Area (AC)	☑	☐	☐	☐	☐			
5.	Construction Material Storage Area (ACoC)	☐	☑	☐	☐	☑			
	Stockpiles of Aggregate (ACoC)	☐	☑	☐	☐	☑			
6.	Flammable/Fuel Storage Area (ACoC)	☑	☐	☐	☐	☐			
	Hazardous Material Storage (ACoC)	☐	☑	☐	☐	☑			
	Waste Storage Area (ACoC)	☐	☑	☐	☑	☐	Proper disposal waste		See Note G
7.	Good Housekeeping Practices (Is project generally free of litter, sediment, etc.?)	☐	☑	☐	☑	☐			Ongoing for all three sites.
8.	Spill Prevention/Control - Spill Kit	☐	☑	☐	☑	☐			Ongoing for all three sites.

Major Site Activities (please check any if applicable):
☐ Demolition ☐ Paving ☑ Excavation ☑ Hauling Materials ☑ Concrete Pouring ☑ Other, please specify: Staging

If any of the item listed below checked "Yes", please provide detailed information under Additional Notes.

A. Is contaminated soil present? ☑ Yes ☐ No **B.** Is sediment basin(s) present? ☐ Yes ☑ No

C. Is any illicit discharge present? ☐ Yes ☑ No

D. Dewatering and/or Hydrotesting - Is this project in compliance with these NPDES storm water permitting requirements? ☐ Yes ☐ No ☑ N/A

Rachel Leong — **Verified By (HDOT Project Inspector/Engineer's Signature)**

11/5/2013 — **Date**

PROTECT OUR WATER MĀLAMA I KA WAI

Construction Site Best Management Practices Inspection Checklist

Permanent post-construction BMPs are installed in accordance with construction plans.	☐ Yes	☐ No	☑ N/A	
Note:				

Additional Notes:

A. Management of Contaminated Soil:
Sand Island Construction Site - Contaminated soil should be placed on 10-mil sheet and covered.

B. Control and Maintenance Related to Sediment Basin(s):

C. Evidence of Discharge of Pollutant(s) to State Receiving Waters:

D. Summary of Dewatering and/or Hydrotesting Activity (please list permit numbers and verify compliance):

E. Fabric filter installed at one of the drain inlets on Ilalo Street needs to be maintained (Photos 5 and 6). One edge is falling in.
Biosocks along the north boundary (Pier 1 Site) need to be replaced (Photo 10). Ensure that the ends are overlapped at a lenth of 6" (minimum).
Sediment control device along the stockpile (Sand Island staging site) has been repaired. However, the ends of the posts need to be tied together (Photo 18).

F. Clean up tire tracks on a regurly basis (e.g., at least weekly) or as necessary.

G. Properly dispose wastes (e.g., spent biosocks, fence, and lumber) stored at Sand Island staging site (Photo 17) on a timely basis.

H. Please update SSCBMP to include installation of BMP at the storm drain inlet northwest of Pier 1 Construction site (Photo 13) and keep at least one copy on-site.

Remarks: This checklist is to be completed before commencement of grading or site-work and then every two weeks from October through March, otherwise, bimonthly. Harbors Division will not allow construction activities to commence until the project engineer or qualified project inspector have inspected the construction site to determine if the site-specific BMPs and pollution prevention devices are implemented correctly and in the appropriate locations.

State of Hawaii
Department of Transportation
Harbors Division



1. Minor Tire tracks observed on Forrest Avenue (facing northeast). The site is to the right.



2. Perimeter biosocks and dust fence installed along west boundary (facing southwest). Forrest Avenue is to the right.



3. Perimeter biosocks and dust fence installed along west boundary (facing northeast). Forrest Avenue is to the left.



4. Storm drain inlets on Ilalo Street within project boundary equipped with filter fabric (facing southwest).



5. Storm drain inlets (not within project boundary) on Ilalo Street (facing northeast). The one circled in red needs to be maintained



6. Close view of the storm drain inlet. Filter fabric appeared to be falling in along the edges.



7. Entrance to staging and construction site on Pier 1 stabilized (facing northwest).



8. Perimeter socks and dust fence installed along the north boundary of the site (facing southwest).



9. Perimeter socks and dust fence installed along the east boundary of the site (facing northwest).



10. Section of biosocks along north boundary is in poor condition and needs to be replaced.



11. Wastewater derived from site was pumped into the sanitary sewer through this inlet on-site.



12. Storm drain inlet, directly across Pier 1 Construction site on the east, stenciled and equipped with filter fabric (facing northwest).



13. Storm drain inlet, northwest of the Pier 1 Construction site, stenciled and equipped with fabric filter (facing west).



14. Perimeter socks and dust fence installed along the south boundary of the Sand Island site (facing northeast).



15. Perimeter socks and dust fence installed along west boundary of the Sand Island site (facing northwest).



16. Steel pipes staged at Sand Island site (facing northeast).



17. Used biosocks, fence, and fiberglass-reinforced pipes staged at Sand Island site (facing north).



18. Ends of the sediment control devices should be tied together.



19. View of sediment control device installed along west boundary of the stockpile (facing north-northwest).



20. View of sediment control device installed along north boundary of the stockpile (facing northeast).

Construction Site Best Management Practices Inspection Checklist

Date of Inspection: December 2, 2013		**Project Title:** Ala Moana WWPS Force Main #3 & #4							
Contractor: Collucio Construction Co.		**Project Job No.:** N/A					**NGPC No.:** HI R10D872		
Inspector: Y. Zhang; R. Leong; W. Makanui (for C&C)		**SSCBMP Updated and Onsite:** ☑ Yes ☐ No					**Photographs Attached:** ☑ Yes ☐ No		
Weather:			**Control Device(s)**		**Require Maintenance**				
AC: Adequate **C**ontainment **ACoC: A**dequate **C**over **o**r **C**ontainment		**N/A**	**Yes**	**No**	**Yes**	**No**	**Description of Any Deficiency**	**Date Corrective Actions Taken**	**Notes**
1.	Stabilized Construction Ingress/Egress?	☐	☑	☐	☑	☐	Settled with mud		See Note H
	Vehicular Tracking	☐	☑	☐	☑	☐	Minor tire tracks		See Note F
2.	Erosion Control Device(s) - Slopes/Exposed Area	☑	☐	☐	☐	☐			
	Sediment Control (Silt fence, Perimeter sock)	☐	☑	☐	☑	☐	Deteriorated		See Note E
	Storm Drain Inlet Protection (Fabric filter, Witch's hat)	☐	☑	☐	☐	☑			
3.	Dust Control/Suppressant - Sawcutting/Demolition	☑	☐	☐	☐	☐			
	Concrete Washout Area (AC)	☑	☐	☐	☐	☐			
4.	Vehicle/Equipment Maintenance Area (ACoC)	☑	☐	☐	☐	☐			
	Vehicle/Equipment Clearing Area (AC)	☑	☐	☐	☐	☐			
	Vehicle/Equipment Fueling Area (AC)	☑	☐	☐	☐	☐			
	Vehicle/Equipment Storage Area (AC)	☑	☐	☐	☐	☐			
5.	Construction Material Storage Area (ACoC)	☐	☑	☐	☐	☑			
	Stockpiles of Aggregate (ACoC)	☐	☑	☐	☐	☑			
6.	Flammable/Fuel Storage Area (ACoC)	☑	☐	☐	☐	☐			
	Hazardous Material Storage (ACoC)	☐	☑	☐	☐	☑			
	Waste Storage Area (ACoC)	☐	☑	☐	☑	☐	MISC discarded items		See Note G
7.	Good Housekeeping Practices (Is project generally free of litter, sediment, etc.?)	☐	☑	☐	☑	☐			Ongoing for all three sites.
8.	Spill Prevention/Control - Spill Kit	☐	☑	☐	☑	☐			

Major Site Activities (please check any if applicable):

☐ Demolition ☐ Paving ☑ Excavation ☑ Hauling Materials ☑ Concrete Pouring ☑ Other, please specify: Staging

If any of the item listed below checked "Yes", please provide detailed information under Additional Notes.

A. Is contaminated soil present? ☑ Yes ☐ No **B.** Is sediment basin(s) present? ☐ Yes ☑ No

C. Is any illicit discharge present? ☐ Yes ☑ No

D. Dewatering and/or Hydrotesting - Is this project in compliance with these NPDES storm water permitting requirements? ☐ Yes ☐ No ☑ N/A

Rachel Leong — **Verified By (HDOT Project Inspector/Engineer's Signature)**

12/2/2013 — **Date**

PROTECT OUR WATER MĀLAMA I KA WAI

Construction Site Best Management Practices Inspection Checklist

Permanent post-construction BMPs are installed in accordance with construction plans.	☐ Yes	☐ No	☑ N/A
Note:			

Additional Notes:

A. Management of Contaminated Soil:
Sand Island Construction Site - Contaminated soil should be placed on 10-mil sheet and covered.

B. Control and Maintenance Related to Sediment Basin(s):

C. Evidence of Discharge of Pollutant(s) to State Receiving Waters:

D. Summary of Dewatering and/or Hydrotesting Activity (please list permit numbers and verify compliance):

E. Sediment control device along the stockpile at Sand Island staging site needs to be repaired and properly maintained (Photo 26).

F. Clean up tire tracks on a regular basis (e.g., at least weekly) or as necessary (Photos 1 and 28) and re-gravel Forrest entrance (Photo 2).

G. MISC items were observed by Construction Site Entrance on Forrest Avenue (Photo 4). Spent biosocks, metal fence, and lumber were observed at Sand Island staging site (Photo 24). Please properly dispose of those items off-site on a timely basis. Maintain good housekeeping condition.

H. Grounds near Chemi-Toilet (by site entrance) and along the north corner of Pier 1 Construction Site were observed to be covered with mud (Photos 16, 18, and 19). Please cleanup the area on a regular basis.

Remarks: This checklist is to be completed before commencement of grading or site-work and then every two weeks from October through March, otherwise, bimonthly. Harbors Division will not allow construction activities to commence until the project engineer or qualified project inspector have inspected the construction site to determine if the site-specific BMPs and pollution prevention devices are implemented correctly and in the appropriate locations.

State of Hawaii
Department of Transportation
Harbors Division



1. Minor tire tracks observed on Forrest Avenue (facing northeast). The site is to the right.



2. Entrance to Forrest Avenue stabilized (facing southeast). However, small port of it was settled with mud (circled in red).



3. Perimeter socks and dust fence installed along Forrest Avenue (facing southwest).



4. MISC items piled by Forrest Avenue entrance (facing northwest).



5. Perimeter socks and dust fence installed along Forrest Avenue (facing northeast).



6. Overview of construction site on Ilalo Street (facing northwest).



7. View of one of on-site the storm drain inlets on Ilalo Street (facing northeast).



8. View of the other on-site storm drain inlet on Ilalo Street (facing southwest).



9. Slurry loading spot coned around (facing northeast).



10. Traffic barrier, perimeter socks, and security fence installed along construction site on Ilalo Street on north (facing southwest).



11. Overview of the storm drain inlets on Ilalo Street adjacent to the construction site on the south (facing southwest).



12. "Dump No Waste" sign posted by the storm drain inlets (facing southwest).



13. Entrance to Pier 1 Construction site stabilized (facing northwest).



14. Perimeter socks and dust fence installed along the north boundary of Pier 1 Construction Site (facing northwest).



15. Perimeter socks and dust fence installed along the east boundary of Pier 1 Construction Site (facing southwest).



16. Chemi-Toilet observed by Pier 1 Construction Site entrance. Nearby ground covered with mud.



17. Overview of the storm drain inlet right across Pier 1 Construction Site entrance (facing northwest).



18. Two layers of perimeter socks and dust fence installed along the north corner at Pier 1 Construction Site (facing northwest).



19. Two layers of perimeter socks and dust fence installed along the second site entrance on north (facing southeast).



20. View of the storm drain inlet north of Pier 1 Construction Site (facing south).



21. Perimeter socks and dust fence installed along south boundary of Sand Island Staging Site (facing northeast).



22. Perimeter socks and dust fence installed along west boundary of Sand Island Staging Site (facing west).



23. Sectional Pipes staged on Sand Island Staging area (facing northeast).



24. Lumber, fence, and spent biosocks temporarily stored on-site (facing south).



25. Sediment control device in place around stockpile along the west (facing northwest, Sand Island).



26. Portion of sediment control device (circled in red) in need of repair and maintenance (facing northwest).



27. Sediment control device in place around stockpile along the north (facing northeast, Sand Island)



28. Tire tracks observed by Sand Island Construction site entrance (facing north-northeast).

Construction Site Best Management Practices Inspection Checklist

Date of Inspection: December 16, 2013		**Project Title:** Ala Moana WWPS Force Main #3 & #4							
Contractor: Collucio Construction Co.		**Project Job No.:** N/A					**NGPC No.:** HI R10D872		
Inspector: Y. Zhang; R. Leong; W. Makanui (for C&C)		**SSCBMP Updated and Onsite:** ☑ Yes ☐ No					**Photographs Attached:** ☑ Yes ☐ No		
Weather: Sunny			**Control Device(s)**		**Require Maintenance**				
AC: Adequate Containment **ACoC: Adequate Cover or Containment**		**N/A**	**Yes**	**No**	**Yes**	**No**	**Description of Any Deficiency**	**Date Corrective Actions Taken**	**Notes**
1.	Stabilized Construction Ingress/Egress?	☐	☑	☐	☑	☐	Accumulated sediment		See Note E
	Vehicular Tracking	☐	☑	☐	☑	☐	Minor tire tracks		See Note F
2.	Erosion Control Device(s) - Slopes/Exposed Area	☑	☐	☐	☐	☐			
	Sediment Control (Silt fence, Perimeter sock)	☐	☑	☐	☐	☑			
	Storm Drain Inlet Protection (Fabric filter, Witch's hat)	☐	☑	☐	☐	☑			
3.	Dust Control/Suppressant - Sawcutting/Demolition	☑	☐	☐	☐	☐			
	Concrete Washout Area (AC)	☑	☐	☐	☐	☐			
4.	Vehicle/Equipment Maintenance Area (ACoC)	☑	☐	☐	☐	☐			
	Vehicle/Equipment Clearing Area (AC)	☑	☐	☐	☐	☐			
	Vehicle/Equipment Fueling Area (AC)	☑	☐	☐	☐	☐			
	Vehicle/Equipment Storage Area (AC)	☑	☐	☐	☐	☐			
5.	Construction Material Storage Area (ACoC)	☐	☑	☐	☐	☑			
	Stockpiles of Aggregate (ACoC)	☐	☑	☐	☐	☑			
6.	Flammable/Fuel Storage Area (ACoC)	☑	☐	☐	☐	☐			
	Hazardous Material Storage (ACoC)	☐	☑	☐	☐	☑			
	Waste Storage Area (ACoC)	☐	☑	☐	☑	☐	MISC discarded items		See Note G
7.	Good Housekeeping Practices (Is project generally free of litter, sediment, etc.?)	☐	☑	☐	☑	☐			Ongoing for all three sites.
8.	Spill Prevention/Control - Spill Kit	☐	☑	☐	☑	☐			

Major Site Activities (please check any if applicable):

☐ Demolition ☐ Paving ☑ Excavation ☑ Hauling Materials ☑ Concrete Pouring ☑ Other, please specify: Staging

If any of the item listed below checked "Yes", please provide detailed information under Additional Notes.

A. Is contaminated soil present? ☑ Yes ☐ No **B.** Is sediment basin(s) present? ☐ Yes ☑ No

C. Is any illicit discharge present? ☐ Yes ☑ No

D. Dewatering and/or Hydrotesting - Is this project in compliance with these NPDES storm water permitting requirements? ☐ Yes ☐ No ☑ N/A

Rachel Leong — **Verified By (HDOT Project Inspector/Engineer's Signature)**

12/18/2013 — **Date**

PROTECT OUR WATER MĀLAMA I KA WAI

Construction Site Best Management Practices Inspection Checklist

Permanent post-construction BMPs are installed in accordance with construction plans.	☐ Yes	☐ No	☑ N/A
Note:			

Additional Notes:

A. Management of Contaminated Soil:
Sand Island Construction Site - Contaminated soil should be placed on 10-mil sheet and covered.

B. Control and Maintenance Related to Sediment Basin(s):

C. Evidence of Discharge of Pollutant(s) to State Receiving Waters:

D. Summary of Dewatering and/or Hydrotesting Activity (please list permit numbers and verify compliance):

E. Gound near north entrance on Pier 1 Construction site is covered with mud and sediment (Photos 16 and 19). Please clean up ground on a timely basis.

F. Clean up tire tracks on a regular basis (e.g., at least weekly) or as necessary (Photo 1) and re-gravel Forrest entrance (Photo 2).

G. MISC items were observed by Construction Site Entrance on Forrest Avenue (Photo 4). Spent biosocks, metal fence, and lumber were observed at Sand Island staging site (Photo 24). Please properly dispose of those items off-site on a timely basis. Maintain good housekeeping condition.

H.

Remarks: This checklist is to be completed before commencement of grading or site-work and then every two weeks from October through March, otherwise, bimonthly. Harbors Division will not allow construction activities to commence until the project engineer or qualified project inspector have inspected the construction site to determine if the site-specific BMPs and pollution prevention devices are implemented correctly and in the appropriate locations.

State of Hawaii
Department of Transportation
Harbors Division



1. Minor tire tracks observed on Forrest Avenue (facing northeast). The site is to the right.



2. Entrance to Forrest Avenue stabilized (facing southeast). However, small port of it was settled with mud (circled in red).



3. Perimeter socks and dust fence installed along Forrest Avenue (facing southwest). However, area needs to be cleaned.



4. MISC items piled along Forrest Avenue entrance (facing northwest), interfered with BMP inspection.



5. Perimeter socks and dust fence installed along Forrest Avenue (facing northeast).



6. Overview of construction site on Ilalo Street (facing northwest).



7. View of one of on-site the storm drain inlets on Ilalo Street (facing southeast).



8. View of the other on-site storm drain inlet on Ilalo Street (facing southwest).



9. Overview of the storm drain inlets on Ilalo Street adjacent to the construction site on the south (facing southwest).



10. Traffic barrier, perimeter socks, and security fence installed along construction site on Ilalo Street on north (facing southwest).



11. Overview of the storm drain inlets on Ilalo Street adjacent to the construction site on the south (facing southwest).



12. View of the rain gauge installed on dust fence post on Ilalo Street entrance (facing northeast).



13. Entrance to Pier 1 Construction site stabilized (facing northwest).



14. Perimeter socks and dust fence installed along the north boundary of Pier 1 Construction Site (facing northwest).



15. Perimeter socks and dust fence installed along the east boundary of Pier 1 Construction Site (facing southwest).



16. Ground covered with mud near northeast entrance (facing north).



17. Overview of the storm drain inlet right across Pier 1 Construction Site entrance (facing northwest).



18. Two layers of perimeter socks and dust fence installed along the north at Pier 1 Construction Site (facing northwest).



19. Sediment accumulated near north entrance (facing northeast; Pier 1).



20. View of the storm drain inlet north of Pier 1 Construction Site (facing south).



21. Perimeter socks and dust fence installed along south boundary of Sand Island Staging Site (facing northeast).



22. Perimeter socks and dust fence installed along west boundary of Sand Island Staging Site (facing west).



23. Sectional Pipes staged on Sand Island Staging area (facing northeast). Stockpile in distance.



24. Lumber, fence, and spent biosocks temporarily stored on-site (facing south).



25. Sediment control device in place around stockpile along the south (facing east-northwest, Sand Island).



26. Sediment control device in place along the west (facing north; Sand Island).



27. Sediment control device in place along the north (facing south; Sand Island).



28. Tire tracks observed by Sand Island Construction site entrance (facing south).

Construction Site Best Management Practices Inspection Checklist

Date of Inspection: December 27, 2013		**Project Title:** Ala Moana WWPS Force Main #3 & #4							
Contractor: Collucio Construction Co.		**Project Job No.:** N/A					**NGPC No.:** HI R10D872		
Inspector: Y. Zhang; W. Makanui (for C&C)		**SSCBMP Updated and Onsite:** ☑ Yes ☐ No					**Photographs Attached:** ☑ Yes ☐ No		
Weather: Sunny			**Control Device(s)**		**Require Maintenance**				
AC: Adequate Containment **ACoC: Adequate Cover or Containment**		**N/A**	**Yes**	**No**	**Yes**	**No**	**Description of Any Deficiency**	**Date Corrective Actions Taken**	**Notes**
1.	Stabilized Construction Ingress/Egress?	☐	☑	☐	☑	☐	Gravel settled with mud		See Note F
	Vehicular Tracking	☐	☑	☐	☑	☐	Minor tire tracks		See Note F
2.	Erosion Control Device(s) - Slopes/Exposed Area	☑	☐	☐	☐	☐			
	Sediment Control (Silt fence, Perimeter sock)	☐	☑	☐	☐	☑			See Note H
	Storm Drain Inlet Protection (Fabric filter, Witch's hat)	☐	☑	☐	☑	☐	Need to be maintained		See Note H
3.	Dust Control/Suppressant - Sawcutting/Demolition	☑	☐	☐	☐	☐			
	Concrete Washout Area (AC)	☑	☐	☐	☐	☐			
4.	Vehicle/Equipment Maintenance Area (ACoC)	☑	☐	☐	☐	☐			
	Vehicle/Equipment Clearing Area (AC)	☑	☐	☐	☐	☐			
	Vehicle/Equipment Fueling Area (AC)	☑	☐	☐	☐	☐			
	Vehicle/Equipment Storage Area (AC)	☑	☐	☐	☐	☐			
5.	Construction Material Storage Area (ACoC)	☐	☑	☐	☐	☑			
	Stockpiles of Aggregate (ACoC)	☐	☑	☐	☐	☑			
6.	Flammable/Fuel Storage Area (ACoC)	☑	☐	☐	☐	☐			
	Hazardous Material Storage (ACoC)	☐	☑	☐	☐	☑			
	Waste Storage Area (ACoC)	☐	☑	☐	☑	☐	MISC discarded items		See Note G
7.	Good Housekeeping Practices (Is project generally free of litter, sediment, etc.?)	☐	☑	☐	☑	☐			Ongoing for all three sites. Also see Note E
8.	Spill Prevention/Control - Spill Kit	☐	☑	☐	☑	☐			

Major Site Activities (please check any if applicable):

☐ Demolition ☐ Paving ☑ Excavation ☑ Hauling Materials ☑ Concrete Pouring ☑ Other, please specify: Staging

If any of the item listed below checked "Yes", please provide detailed information under Additional Notes.

A. Is contaminated soil present? ☑ Yes ☐ No **B.** Is sediment basin(s) present? ☐ Yes ☑ No

C. Is any illicit discharge present? ☐ Yes ☑ No

D. Dewatering and/or Hydrotesting - Is this project in compliance with these NPDES storm water permitting requirements? ☐ Yes ☐ No ☑ N/A

Rachel Tsay — 12/30/2013

Verified By (HDOT Project Inspector/Engineer's Signature) **Date**

PROTECT OUR WATER MĀLAMA I KA WAI

Construction Site Best Management Practices Inspection Checklist

Permanent post-construction BMPs are installed in accordance with construction plans.	☐ Yes ☐ No ☑ N/A
Note:	

Additional Notes:

A. Management of Contaminated Soil:
Sand Island Construction Site - Contaminated soil should be placed on 10-mil sheet and covered.

B. Control and Maintenance Related to Sediment Basin(s):

C. Evidence of Discharge of Pollutant(s) to State Receiving Waters:

D. Summary of Dewatering and/or Hydrotesting Activity (please list permit numbers and verify compliance):

E. Gound near north entrance on Pier 1 Construction site is covered with sediment (Photo 15). Please clean up ground on a timely basis.

F. Clean up tire tracks on a regular basis (e.g., at least weekly) or as necessary (Photo 1) and re-gravel Forrest avenue stabilized entrance (Photo 2).

G. MISC items were observed by Construction Site Entrance on Forrest Avenue (Photo 4). Spent biosocks, metal fence, and lumber were observed at Sand Island staging site (Photo 20). Please properly dispose of those items off-site on a timely basis. Maintain good housekeeping condition.

H. Fabric filters inside the drain inlets on Ilaolo Street (adjacent to the construction site on the south; Photo 9) need to be maintained. Biosocks installed along the northwest boundary of Sand Island Staging site appeared to be saturated with sediment (Photo 24).

Remarks: This checklist is to be completed before commencement of grading or site-work and then every two weeks from October through March, otherwise, bimonthly. Harbors Division will not allow construction activities to commence until the project engineer or qualified project inspector have inspected the construction site to determine if the site-specific BMPs and pollution prevention devices are implemented correctly and in the appropriate locations.

State of Hawaii
Department of Transportation
Harbors Division



1. Minor tire tracks observed on Forrest Avenue (facing northeast). The site is to the right.



2. Entrance to Forrest Avenue stabilized (facing southeast). However, small part of it was settled with mud (circled in red).



3. Perimeter socks and dust fence installed along Forrest Avenue (facing southwest). However, this area needs to be cleaned.



4. MISC items piled along Forrest Avenue entrance (facing northwest), interfering BMP inspection.



5. Perimeter socks and dust fence installed along Forrest Avenue (facing northeast).



6. Traffic barrier, perimeter socks, and security fence installed along construction site on Ilalo Street (facing southwest).



7. View of one of on-site storm drain inlets on Ilalo Street (facing southeast).



8. View of the other on-site storm drain inlet on Ilalo Street (facing southwest).



9. Overview of the storm drain inlets on Ilalo Street adjacent to the construction site on the south (facing southwest).



10. Entrance to Pier 1 Construction site stabilized (facing northwest).



11. Perimeter socks and dust fence installed along the north boundary of Pier 1 Construction Site (facing northwest).



12. A Chemi-Toi temporarily setup on Pier 1 Construction Site (facing southeast).



13. Overview of the storm drain inlet right across Pier 1 Construction Site entrance (facing northwest).



14. Two layers of perimeter socks and dust fence installed along the north corner at Pier 1 Construction Site (facing northwest).



15. Sediment accumulated near north entrance (facing northeast; Pier 1).



16. View of the storm drain inlet north of Pier 1 Construction Site (facing south).



17. Perimeter socks and dust fence installed along south boundary of Sand Island Staging Site (facing northeast).



18. Perimeter socks and dust fence installed along west boundary of Sand Island Staging Site (facing northwest).



19. Sectional Pipes staged on Sand Island Staging area (facing northwest). Stockpile in distance.



20. Lumber, fence, and spent biosocks temporarily stored on-site (facing south).



21. Sediment control device in place around stockpile along the south (facing east-northwest; Sand Island).



22. Sediment control device in place along the west (facing north; Sand Island).



23. Sediment control device in place along the north (facing northeast; Sand Island).



24. Biosocks along the northwest portion of the site appeared to be saturated with sediment (facing west).

Print Form

SITE-SPECIFIC COMPLIANCE, BMP, POLLUTION PREVENTION PLAN

INSPECTION AND MAINTENANCE REPORT FORM

(TO BE COMPLETED BEFORE COMMENCEMENT OF GRADING OR SITE-WORK AND THEN EVERY TWO WEEKS FROM OCTOBER THROUGH APRIL, OTHERWISE, BI-MONTHLY)

Harbors Division will not allow grading or site-work to commence until the project engineer or qualified project inspector have inspected the construction site to determine if the plans for site-specific compliance, BMPs and pollution prevention are implemented correctly and in the right locations.

Project Title: Access and Electrical Improvement at Kalaeloa Barbers Point Ha

NGPC No. HI R10D178

Project No.: HC 10340

9:30AM

Contractor: Integrated Construction, Inc.

SUNNY

Verified By: _____ Date: 1/15/13

(HDOT Project Inspector/Engineer's Signature)

EROSION CONTROL - SLOPES/EXPOSED AREAS

Location	Date Disturbed	Erosion Control Measure established	Type of Erosion Control used	Acceptable (yes/no)	Comments
Excavation for roadway	3/15/12	Yes	Re-paved to match existing grade	Yes	

Notes/Actions:

The new road is complete. Pre-final inspection of the roadway today. BMP measures to remain until the project is done.

To be performed by: _____ on or before: _____

SEDIMENT CONTROL

Location	Type of Control (Silt fence, inlet protection, etc.)	Acceptable? (Yes/No)	*Rate Effectiveness of Control	Comments
Entire new road (STA 0+00 to STA 34 +00)	Biosocks along the Makai side of road	Yes		Installed per BMP plan with some modified placement.

(* Effectiveness Rating: Excellent, Very Good, Good, Fair, Poor)

Notes/Actions:

To be performed by: _____ on or before: _____

STABILIZED CONSTRUCTION ENTRANCE

Location	Type of Stabilization	Acceptable? (Yes/No)	*Effectiveness of method used	Comments
@ STA 0+00	#2 Crushed Rocks	Acknowledged	Okay	Location is modified due to the conflict with new road.

(* Effectiveness Rating: Excellent, Very Good, Good, Fair, Poor)

Notes/Actions:

Chain and stanchions were installed at the beginning of the ingress/egress to regulate illegal access during off hours.

To be performed by: _____ on or before: _____

STRUCTURAL CONTROLS (SEDIMENT BASINS)

(Check for Condition of Basin and Condition of outfall)

Location	Type of Sediment Basin	Acceptable? (Yes/No)	*Effectiveness of Sediment Basin	Comments
N/A				

(* Effectiveness Rating: Excellent, Very Good, Good, Fair, Poor)

Notes/Actions:

To be performed by: _____ on or before: _____

OTHER CONSTRUCTION ACTIVITIES

Activity	Adequate BMPs? (Yes/No)	Comments
Sawcutting	N/A	No sawcutting work today.
Dust Control	N/A	No construction work today.
Dewatering	N/A	No dewatering activity involved today.

CONTRACTOR ACTIVITIES

Activity	Adequate BMPs? (Yes/No)	Comments
Concrete Washout/Waste	N/A	No concrete pouring observed today.
Vehicle/Equipment Fueling	N/A	No equipment fueling observed on site.
Vehicle/Equipment Cleaning	N/A	No equipment cleaning observed on site.
Vehicle/Equipment Maintenance	N/A	No vehicle/equipment maintenance observed on site.
Material Storage	Yes	No materials are stored on site.
Spill Prevention/Control	Yes	
Waste Storage/Disposal	N/A	

Print Form

SITE-SPECIFIC COMPLIANCE, BMP, POLLUTION PREVENTION PLAN

INSPECTION AND MAINTENANCE REPORT FORM

(TO BE COMPLETED BEFORE COMMENCEMENT OF GRADING OR SITE-WORK AND THEN EVERY TWO WEEKS FROM OCTOBER THROUGH APRIL, OTHERWISE, BI-MONTHLY)

Harbors Division will not allow grading or site-work to commence until the project engineer or qualified project inspector have inspected the construction site to determine if the plans for site-specific compliance, BMPs and pollution prevention are implemented correctly and in the right locations.

Project Title: Access and Electrical Improvement at Kalaeloa Barbers Point H

NGPC No. HI R10D178

Project No.: HC 10340

9:30AM

Contractor: Integrated Construction, Inc.

SUNNY

Verified By: _____ Date: 7/11/13

(HDOT Project Inspector/Engineer's Signature)

EROSION CONTROL - SLOPES/EXPOSED AREAS

Location	Date Disturbed	Erosion Control Measure established	Type of Erosion Control used	Acceptable (yes/no)	Comments

Notes/Actions:

Project was idle since the pre-final inspection on 1/15/13. Today's work: Installing the new pavement markings and traffic signs as part of the change order work.

To be performed by: _____ on or before: _____

SEDIMENT CONTROL

Location	Type of Control (Silt fence, inlet protection, etc.)	Acceptable? (Yes/No)	*Rate Effectiveness of Control	Comments
Entire new road (STA 0+00 to STA 34 +00)	Biosocks along the Makai side of road	Yes		Installed per BMP plan with some modified placement.

(* Effectiveness Rating: Excellent, Very Good, Good, Fair, Poor)

Notes/Actions:

To be performed by: _____ on or before: _____

STABILIZED CONSTRUCTION ENTRANCE

Location	Type of Stabilization	Acceptable? (Yes/No)	*Effectiveness of method used	Comments
@ STA 0+00	#2 Crushed Rocks	Acknowledged	Okay	Location is modified due to the conflict with new road.

(* Effectiveness Rating: Excellent, Very Good, Good, Fair, Poor)

Notes/Actions:

Chain and stanchions were installed at the beginning of the ingress/egress to regulate illegal access during off hours.

To be performed by: _____ on or before: _____

STRUCTURAL CONTROLS (SEDIMENT BASINS)

(Check for Condition of Basin and Condition of outfall)

Location	Type of Sediment Basin	Acceptable? (Yes/No)	*Effectiveness of Sediment Basin	Comments
N/A				

(* Effectiveness Rating: Excellent, Very Good, Good, Fair, Poor)

Notes/Actions:

To be performed by: _____ on or before: _____

OTHER CONSTRUCTION ACTIVITIES

Activity	Adequate BMPs? (Yes/No)	Comments
Sawcutting	N/A	No sawcutting work today.
Dust Control	N/A	No dust was observed.
Dewatering	N/A	No dewatering activity involved today.

CONTRACTOR ACTIVITIES

Activity	Adequate BMPs? (Yes/No)	Comments
Concrete Washout/Waste	N/A	No concrete pouring observed today.
Vehicle/Equipment Fueling	N/A	No equipment fueling observed on site.
Vehicle/Equipment Cleaning	N/A	No equipment cleaning observed on site.
Vehicle/Equipment Maintenance	N/A	No vehicle/equipment maintenance observed on site.
Material Storage	Yes	Paints and signs are stored in the contractor's pick up truck and not stored on site.
Spill Prevention/Control	Yes	
Waste Storage/Disposal	Yes	Contractor hauls away the wastes each day.

Print Form

SITE-SPECIFIC COMPLIANCE, BMP, POLLUTION PREVENTION PLAN

INSPECTION AND MAINTENANCE REPORT FORM

(TO BE COMPLETED BEFORE COMMENCEMENT OF GRADING OR SITE-WORK AND THEN EVERY TWO WEEKS FROM OCTOBER THROUGH APRIL, OTHERWISE, BI-MONTHLY)

Harbors Division will not allow grading or site-work to commence until the project engineer or qualified project inspector have inspected the construction site to determine if the plans for site-specific compliance, BMPs and pollution prevention are implemented correctly and in the right locations.

Project Title: Access and Electrical Improvement at Kalaeloa Barbers Point Ha

NGPC No. HI R10D178

Project No.: HC 10340

9:30AM

Contractor: Integrated Construction, Inc.

SUNNY

Verified By: _____ Date: 8/20/13

(HDOT Project Inspector/Engineer's Signature)

EROSION CONTROL - SLOPES/EXPOSED AREAS

Location	Date Disturbed	Erosion Control Measure established	Type of Erosion Control used	Acceptable (yes/no)	Comments
STA 9+00 to 13+00	May 2012	Aug 2012	Soil Sement	Yes	Soil sement was applied by another Harbors project

Notes/Actions:

The new road with traffic signs and pavement markings is complete. Pre-final inspection of the roadway today and decided to open up the new road for use. BMP measures for the new road, such as biosocks, will be removed this morning to allow the usage of the new road.

To be performed by: _____ on or before: _____

SEDIMENT CONTROL

Location	Type of Control (Silt fence, inlet protection, etc.)	Acceptable? (Yes/No)	*Rate Effectiveness of Control	Comments
Kalaeloa Barbers Point Harbor from Marisco to Pier 7	Biosocks	Acknowledged		Biosocks placed by others along the pier face next to pile butts

(* Effectiveness Rating: Excellent, Very Good, Good, Fair, Poor)

Notes/Actions:

_____

_____

To be performed by: _____ on or before: _____

STABILIZED CONSTRUCTION ENTRANCE

Location	Type of Stabilization	Acceptable? (Yes/No)	*Effectiveness of method used	Comments
@ STA 0+00	#2 Crushed Rocks	Acknowledged	Okay	Location is modified due to the conflict with new road.

(* Effectiveness Rating: Excellent, Very Good, Good, Fair, Poor)

Notes/Actions:

Stabilized construction entrance is remained until all construction work is complete.

To be performed by: _____ on or before: _____

STRUCTURAL CONTROLS (SEDIMENT BASINS)

(Check for Condition of Basin and Condition of outfall)

Location	Type of Sediment Basin	Acceptable? (Yes/No)	*Effectiveness of Sediment Basin	Comments
N/A				

(* Effectiveness Rating: Excellent, Very Good, Good, Fair, Poor)

Notes/Actions:

To be performed by: _____ on or before: _____

OTHER CONSTRUCTION ACTIVITIES

Activity	Adequate BMPs? (Yes/No)	Comments
Sawcutting	N/A	No sawcutting work today.
Dust Control	N/A	No construction work today.
Dewatering	N/A	No dewatering activity involved today.

CONTRACTOR ACTIVITIES

Activity	Adequate BMPs? (Yes/No)	Comments
Concrete Washout/Waste	N/A	No concrete pouring observed today.
Vehicle/Equipment Fueling	N/A	No equipment fueling observed on site.
Vehicle/Equipment Cleaning	N/A	No equipment cleaning observed on site.
Vehicle/Equipment Maintenance	N/A	No vehicle/equipment maintenance observed on site.
Material Storage	Yes	No materials are stored on site.
Spill Prevention/Control	Yes	
Waste Storage/Disposal	N/A	

Print Form

SITE-SPECIFIC COMPLIANCE, BMP, POLLUTION PREVENTION PLAN

INSPECTION AND MAINTENANCE REPORT FORM

(TO BE COMPLETED BEFORE COMMENCEMENT OF GRADING OR SITE-WORK AND THEN EVERY TWO WEEKS FROM OCTOBER THROUGH APRIL, OTHERWISE, BI-MONTHLY)

Harbors Division will not allow grading or site-work to commence until the project engineer or qualified project inspector have inspected the construction site to determine if the plans for site-specific compliance, BMPs and pollution prevention are implemented correctly and in the right locations.

Project Title: Repair Lighting at Pier 1, Honolulu Harbor NGPC No. N/A

Project No.: HC 10385 10:45AM

Contractor: Paul's Electrical Contracting, LLC SUNNY

Verified By: Andy Chan Date: 1/10/13

(HDOT Project Inspector/Engineer's Signature)

EROSION CONTROL - SLOPES/EXPOSED AREAS

Location	Date Disturbed	Erosion Control Measure established	Type of Erosion Control used	Acceptable (yes/no)	Comments
N/A					

Notes/Actions:

Contractor began to locate the existing 2" conduit in the ground.

To be performed by: _____ on or before: _____

SEDIMENT CONTROL

Location	Type of Control (Silt fence, inlet protection, etc.)	Acceptable? (Yes/No)	*Rate Effectiveness of Control	Comments
N/A				Contractor confirmed no drain inlet around the job locations.

(* Effectiveness Rating: Excellent, Very Good, Good, Fair, Poor)

Notes/Actions:

To be performed by: _____ on or before: _____

STABILIZED CONSTRUCTION ENTRANCE

Location	Type of Stabilization	Acceptable? (Yes/No)	*Effectiveness of method used	Comments
N/A				

(* Effectiveness Rating: Excellent, Very Good, Good, Fair, Poor)

Notes/Actions:

To be performed by: _____ on or before: _____

STRUCTURAL CONTROLS (SEDIMENT BASINS)

(Check for Condition of Basin and Condition of outfall)

Location	Type of Sediment Basin	Acceptable? (Yes/No)	*Effectiveness of Sediment Basin	Comments
N/A				

(* Effectiveness Rating: Excellent, Very Good, Good, Fair, Poor)

Notes/Actions:

To be performed by: _____ on or before: _____

OTHER CONSTRUCTION ACTIVITIES

Activity	Adequate BMPs? (Yes/No)	Comments
Sawcutting	N/A	No sawcutting of the concrete involved in this project.
Dust Control	Yes	Water is utilized to minimize the dusts.
Dewatering	N/A	No dewatering activity involved today.

CONTRACTOR ACTIVITIES

Activity	Adequate BMPs? (Yes/No)	Comments
Concrete Washout/Waste	N/A	No concrete pouring observed today.
Vehicle/Equipment Fueling	N/A	No equipment fueling observed on site.
Vehicle/Equipment Cleaning	N/A	No equipment cleaning observed on site.
Vehicle/Equipment Maintenance	N/A	No vehicle/equipment maintenance observed on site.
Material Storage	Yes	Only metal light poles and pipe stanchions are stored on site.
Spill Prevention/Control	Yes	
Waste Storage/Disposal	Yes	All construction debris will be hauled away at the end of each day.

Print Form

SITE-SPECIFIC COMPLIANCE, BMP, POLLUTION PREVENTION PLAN

INSPECTION AND MAINTENANCE REPORT FORM

(TO BE COMPLETED BEFORE COMMENCEMENT OF GRADING OR SITE-WORK AND THEN EVERY TWO WEEKS FROM OCTOBER THROUGH APRIL, OTHERWISE, BI-MONTHLY)

Harbors Division will not allow grading or site-work to commence until the project engineer or qualified project inspector have inspected the construction site to determine if the plans for site-specific compliance, BMPs and pollution prevention are implemented correctly and in the right locations.

Project Title: Repair Lighting at Pier 1, Honolulu Harbor NGPC No. N/A

Project No.: HC 10385 1:45PM

Contractor: Paul's Electrical Contracting, LLC SUNNY

Verified By: Andy Chan Date: 3/6/13

(HDOT Project Inspector/Engineer's Signature)

EROSION CONTROL - SLOPES/EXPOSED AREAS

Location	Date Disturbed	Erosion Control Measure established	Type of Erosion Control used	Acceptable (yes/no)	Comments
N/A					

Notes/Actions:

Contractor stopped work since 2/8/13. Waiting for the light pole footing to be fully cured.

To be performed by: _____ on or before: _____

SEDIMENT CONTROL

Location	Type of Control (Silt fence, inlet protection, etc.)	Acceptable? (Yes/No)	*Rate Effectiveness of Control	Comments
N/A				

(* Effectiveness Rating: Excellent, Very Good, Good, Fair, Poor)

Notes/Actions:

To be performed by: _____ on or before: _____

STABILIZED CONSTRUCTION ENTRANCE

Location	Type of Stabilization	Acceptable? (Yes/No)	*Effectiveness of method used	Comments

(* Effectiveness Rating: Excellent, Very Good, Good, Fair, Poor)

Notes/Actions:

_____

_____

_____

To be performed by: _____ on or before: _____

STRUCTURAL CONTROLS (SEDIMENT BASINS)

(Check for Condition of Basin and Condition of outfall)

Location	Type of Sediment Basin	Acceptable? (Yes/No)	*Effectiveness of Sediment Basin	Comments
N/A				

(* Effectiveness Rating: Excellent, Very Good, Good, Fair, Poor)

Notes/Actions:

_____

_____

_____

To be performed by: _____ on or before: _____

OTHER CONSTRUCTION ACTIVITIES

Activity	Adequate BMPs? (Yes/No)	Comments
Sawcutting	N/A	No sawcutting work today.
Dust Control	N/A	
Dewatering	N/A	No dewatering activity involved today.

CONTRACTOR ACTIVITIES

Activity	Adequate BMPs? (Yes/No)	Comments
Concrete Washout/Waste	N/A	No concrete pouring observed today.
Vehicle/Equipment Fueling	N/A	No equipment fueling observed on site.
Vehicle/Equipment Cleaning	N/A	No equipment cleaning observed on site.
Vehicle/Equipment Maintenance	N/A	No vehicle/equipment maintenance observed on site.
Material Storage	Yes	Only metal light poles are stored on site.
Spill Prevention/Control	Yes	
Waste Storage/Disposal	Yes	All construction debris were hauled away.

SITE-SPECIFIC COMPLIANCE, BMP, POLLUTION PREVENTION PLAN

INSPECTION AND MAINTENANCE REPORT FORM

(TO BE COMPLETED BEFORE COMMENCEMENT OF GRADING OR SITE-WORK AND THEN EVERY TWO WEEKS FROM OCTOBER THROUGH APRIL, OTHERWISE, BI-MONTHLY)

Harbors Division will not allow grading or site-work to commence until the project engineer or qualified project inspector have inspected the construction site to determine if the plans for site-specific compliance, BMPs and pollution prevention are implemented correctly and in the right locations.

Project Title: Repair Lighting at Pier 1, Honolulu Harbor NGPC No. N/A

Project No.: HC 10385 9:30AM

Contractor: Paul's Electrical Contracting, LLC SUNNY

Verified By: Andy Chan Date: 3/21/13

(HDOT Project Inspector/Engineer's Signature)

EROSION CONTROL - SLOPES/EXPOSED AREAS

Location	Date Disturbed	Erosion Control Measure established	Type of Erosion Control used	Acceptable (yes/no)	Comments
N/A					

Notes/Actions:

Final inspection today. Job closed.

To be performed by: _____ on or before: _____

SEDIMENT CONTROL

Location	Type of Control (Silt fence, inlet protection, etc.)	Acceptable? (Yes/No)	*Rate Effectiveness of Control	Comments
N/A				Contractor confirmed no drain inlet around the job locations.

(* Effectiveness Rating: Excellent, Very Good, Good, Fair, Poor)

Notes/Actions:

To be performed by: _____ on or before: _____

STABILIZED CONSTRUCTION ENTRANCE

Location	Type of Stabilization	Acceptable? (Yes/No)	*Effectiveness of method used	Comments
N/A				

(* Effectiveness Rating: Excellent, Very Good, Good, Fair, Poor)

Notes/Actions:

_____

_____

_____

To be performed by: _____ on or before: _____

STRUCTURAL CONTROLS (SEDIMENT BASINS)

(Check for Condition of Basin and Condition of outfall)

Location	Type of Sediment Basin	Acceptable? (Yes/No)	*Effectiveness of Sediment Basin	Comments
N/A				

(* Effectiveness Rating: Excellent, Very Good, Good, Fair, Poor)

Notes/Actions:

_____

_____

_____

To be performed by: _____ on or before: _____

OTHER CONSTRUCTION ACTIVITIES

Activity	Adequate BMPs? (Yes/No)	Comments
Sawcutting	N/A	No sawcutting of the concrete involved in this project.
Dust Control	N/A	No dust created today.
Dewatering	N/A	No dewatering activity involved today.

CONTRACTOR ACTIVITIES

Activity	Adequate BMPs? (Yes/No)	Comments
Concrete Washout/Waste	N/A	No concrete pouring observed today.
Vehicle/Equipment Fueling	N/A	No equipment fueling observed on site.
Vehicle/Equipment Cleaning	N/A	No equipment cleaning observed on site.
Vehicle/Equipment Maintenance	N/A	No vehicle/equipment maintenance observed on site.
Material Storage	N/A	
Spill Prevention/Control	N/A	
Waste Storage/Disposal	Yes	All construction debris were hauled away.

SITE-SPECIFIC COMPLIANCE, BMP, POLLUTION PREVENTION PLAN

INSPECTION AND MAINTENANCE REPORT FORM

(TO BE COMPLETED BEFORE COMMENCEMENT OF GRADING OR SITE-WORK AND THEN EVERY TWO WEEKS FROM OCTOBER THROUGH APRIL, OTHERWISE, BI-MONTHLY)

Harbors Division will not allow grading or site-work to commence until the project engineer or qualified project inspector have inspected the construction site to determine if the plans for site-specific compliance, BMPs and pollution prevention are implemented correctly and in the right locations.

Project Title: Embankment Repairs at Kalaeloa Barbers Pt Harbor (Ph. 3) NGPC No. WQC 0818

Project No.: HC 10469 1:00 PM

Contractor: Hawaiian Dredging Construction Company SUNNY

Verified By: _____ Date: 12/14/12

(HDOT Project Inspector/Engineer's Signature)

EROSION CONTROL - SLOPES/EXPOSED AREAS

Location	Date Disturbed	Erosion Control Measure established	Type of Erosion Control used	Acceptable (yes/no)	Comments
N/A					

Notes/Actions:

Project completed. Today is final inspection day. Biosocks are repositioned to the original location, which is in front of the existing concrete pile butts.

To be performed by: _____ on or before: _____

SEDIMENT CONTROL

Location	Type of Control (Silt fence, inlet protection, etc.)	Acceptable? (Yes/No)	*Rate Effectiveness of Control	Comments

(* Effectiveness Rating: Excellent, Very Good, Good, Fair, Poor)

Notes/Actions:

To be performed by: _____ on or before: _____

STABILIZED CONSTRUCTION ENTRANCE

Location	Type of Stabilization	Acceptable? (Yes/No)	*Effectiveness of method used	Comments

(* Effectiveness Rating: Excellent, Very Good, Good, Fair, Poor)

Notes/Actions:

_____

_____

_____

To be performed by: _____ on or before: _____

STRUCTURAL CONTROLS (SEDIMENT BASINS)

(Check for Condition of Basin and Condition of outfall)

Location	Type of Sediment Basin	Acceptable? (Yes/No)	*Effectiveness of Sediment Basin	Comments
N/A				

(* Effectiveness Rating: Excellent, Very Good, Good, Fair, Poor)

Notes/Actions:

_____

_____

_____

To be performed by: _____ on or before: _____

OTHER CONSTRUCTION ACTIVITIES

Activity	Adequate BMPs? (Yes/No)	Comments
Sawcutting	N/A	No sawcutting work today.
Dust Control	N/A	No construction work today.
Dewatering	N/A	No dewatering activity involved today.

CONTRACTOR ACTIVITIES

Activity	Adequate BMPs? (Yes/No)	Comments
Concrete Washout/Waste	N/A	No concrete pouring observed today.
Vehicle/Equipment Fueling	N/A	No equipment fueling observed on site.
Vehicle/Equipment Cleaning	N/A	No equipment cleaning observed on site.
Vehicle/Equipment Maintenance	N/A	No vehicle/equipment maintenance observed on site.
Material Storage	N/A	
Spill Prevention/Control	N/A	
Waste Storage/Disposal	N/A	

SITE-SPECIFIC COMPLIANCE, BMP, POLLUTION PREVENTION PLAN

INSPECTION AND MAINTENANCE REPORT FORM

(TO BE COMPLETED BEFORE COMMENCEMENT OF GRADING OR SITE-WORK AND THEN EVERY TWO WEEKS FROM OCTOBER THROUGH APRIL, OTHERWISE, BI-MONTHLY)

Harbors Division will not allow grading or site-work to commence until the project engineer or qualified project inspector have inspected the construction site to determine if the plans for site-specific compliance, BMPs and pollution prevention are implemented correctly and in the right locations.

Project Title: FY12 1-yr Maintenance Pavement Contract for Matson NGPC No. HI R10C108

Project No.: HC 10476 1:00 PM

Contractor: Road Builders Corporation SUNNY

Verified By: _____ Date: 9/21/12

(HDOT Project Inspector/Engineer's Signature)

EROSION CONTROL - SLOPES/EXPOSED AREAS

Location	Date Disturbed	Erosion Control Measure established	Type of Erosion Control used	Acceptable (yes/no)	Comments
N/A					No ground disturbance

Notes/Actions:

Cold planing / Paving at Area 6 for 6"thick and at reefer row D18 for 4" thick.

To be performed by: _____ on or before: _____

SEDIMENT CONTROL

Location	Type of Control (Silt fence, inlet protection, etc.)	Acceptable? (Yes/No)	*Rate Effectiveness of Control	Comments
Drain inlet	Filter fabrics			No drain inlet was observed nearby Area 2 and reefer row D18

(* Effectiveness Rating: Excellent, Very Good, Good, Fair, Poor)

Notes/Actions:

To be performed by: _____ on or before: _____

STABILIZED CONSTRUCTION ENTRANCE

Location	Type of Stabilization	Acceptable? (Yes/No)	*Effectiveness of method used	Comments
N/A				

(* Effectiveness Rating: Excellent, Very Good, Good, Fair, Poor)

Notes/Actions:

_____

_____

_____

To be performed by: _____ on or before: _____

STRUCTURAL CONTROLS (SEDIMENT BASINS)

(Check for Condition of Basin and Condition of outfall)

Location	Type of Sediment Basin	Acceptable? (Yes/No)	*Effectiveness of Sediment Basin	Comments
N/A				

(* Effectiveness Rating: Excellent, Very Good, Good, Fair, Poor)

Notes/Actions:

_____

_____

_____

To be performed by: _____ on or before: _____

OTHER CONSTRUCTION ACTIVITIES

Activity	Adequate BMPs? (Yes/No)	Comments
Sawcutting	N/A	No sawcutting work today.
Dust Control	Yes	Water was sprayed to control the dusts.
Dewatering	N/A	No dewatering activity involved today.

CONTRACTOR ACTIVITIES

Activity	Adequate BMPs? (Yes/No)	Comments
Concrete Washout/Waste	N/A	No concrete pouring observed today.
Vehicle/Equipment Fueling	N/A	No equipment fueling observed on site.
Vehicle/Equipment Cleaning	N/A	No equipment cleaning observed on site.
Vehicle/Equipment Maintenance	N/A	No vehicle/equipment maintenance observed on site.
Material Storage	Yes	Hot mixes are brought to the site when needed and not stored at the job site.
Spill Prevention/Control	N/A	
Waste Storage/Disposal	Yes	Removed asphalts are hauled away when the trucks are full.

SITE-SPECIFIC COMPLIANCE, BMP, POLLUTION PREVENTION PLAN

INSPECTION AND MAINTENANCE REPORT FORM

(TO BE COMPLETED BEFORE COMMENCEMENT OF GRADING OR SITE-WORK AND THEN EVERY TWO WEEKS FROM OCTOBER THROUGH APRIL, OTHERWISE, BI-MONTHLY)

Harbors Division will not allow grading or site-work to commence until the project engineer or qualified project inspector have inspected the construction site to determine if the plans for site-specific compliance, BMPs and pollution prevention are implemented correctly and in the right locations.

Project Title: FY12 1-yr Maintenance Pavement Contract for Matson NGPC No. HI R10C108

Project No.: HC 10476 9:00 AM

Contractor: Road Builders Corporation SUNNY

Verified By: _____ Date: 10/17/12

(HDOT Project Inspector/Engineer's Signature)

EROSION CONTROL - SLOPES/EXPOSED AREAS

Location	Date Disturbed	Erosion Control Measure established	Type of Erosion Control used	Acceptable (yes/no)	Comments
N/A					No ground disturbance

Notes/Actions:

Final inspection today. Job closed.

To be performed by: _____ on or before: _____

SEDIMENT CONTROL

Location	Type of Control (Silt fence, inlet protection, etc.)	Acceptable? (Yes/No)	*Rate Effectiveness of Control	Comments
N/A				

(* Effectiveness Rating: Excellent, Very Good, Good, Fair, Poor)

Notes/Actions:

To be performed by: _____ on or before: _____

STABILIZED CONSTRUCTION ENTRANCE

Location	Type of Stabilization	Acceptable? (Yes/No)	*Effectiveness of method used	Comments
N/A				

(* Effectiveness Rating: Excellent, Very Good, Good, Fair, Poor)

Notes/Actions:

To be performed by: _____ on or before: _____

STRUCTURAL CONTROLS (SEDIMENT BASINS)

(Check for Condition of Basin and Condition of outfall)

Location	Type of Sediment Basin	Acceptable? (Yes/No)	*Effectiveness of Sediment Basin	Comments
N/A				

(* Effectiveness Rating: Excellent, Very Good, Good, Fair, Poor)

Notes/Actions:

To be performed by: _____ on or before: _____

OTHER CONSTRUCTION ACTIVITIES

Activity	Adequate BMPs? (Yes/No)	Comments
Sawcutting	N/A	No sawcutting work today.
Dust Control	N/A	No construction work today.
Dewatering	N/A	No dewatering activity involved today.

CONTRACTOR ACTIVITIES

Activity	Adequate BMPs? (Yes/No)	Comments
Concrete Washout/Waste	N/A	No concrete pouring observed today.
Vehicle/Equipment Fueling	N/A	No equipment fueling observed on site.
Vehicle/Equipment Cleaning	N/A	No equipment cleaning observed on site.
Vehicle/Equipment Maintenance	N/A	No vehicle/equipment maintenance observed on site.
Material Storage	N/A	
Spill Prevention/Control	N/A	
Waste Storage/Disposal	N/A	

Print Form

SITE-SPECIFIC COMPLIANCE, BMP, POLLUTION PREVENTION PLAN

INSPECTION AND MAINTENANCE REPORT FORM

(TO BE COMPLETED BEFORE COMMENCEMENT OF GRADING OR SITE-WORK AND THEN EVERY TWO WEEKS FROM OCTOBER THROUGH APRIL, OTHERWISE, BI-MONTHLY)

Harbors Division will not allow grading or site-work to commence until the project engineer or qualified project inspector have inspected the construction site to determine if the plans for site-specific compliance, BMPs and pollution prevention are implemented correctly and in the right locations.

Project Title: BULKHEAD AND SUBSTRUCTURE REPAIRS AT PIER 28 NGPC No. N/A

Project No.: H.C. 10480 7:15 am

Contractor: HEALY TIBBITTS BUILDERS, INC. partly sunny

Verified By: RODNEY YAMANE / Date: 1 /28 / 2013

(HDOT Project Inspector/Engineer's Signature)

EROSION CONTROL - SLOPES/EXPOSED AREAS

Location	Date Disturbed	Erosion Control Measure established	Type of Erosion Control used	Acceptable (yes/no)	Comments
DM 650' - 550'	1/28/13	Yes	Perimeter bio-socks, silt curtain	Acknowledged	Area excavated by IDPP. See notes.

Notes/Actions:

Exploratory test pits by IDPP to locate abandoned fuel lines. Nine(9) grouted fuel lines located to be removed by contractor. Impacted fill material placed in covered Hazardous Waste Bin provided by IDPP

To be performed by: _____ on or before: _____

SEDIMENT CONTROL

Location	Type of Control (Silt fence, inlet protection, etc.)	Acceptable? (Yes/No)	*Rate Effectiveness of Control	Comments
Drain inlet outside of laydown area	Inlet protection (GeoTex fabric)	Acknowledged		

(* Effectiveness Rating: Excellent, Very Good, Good, Fair, Poor)

Notes/Actions:

_____

_____

To be performed by: _____ on or before: _____

STABILIZED CONSTRUCTION ENTRANCE

Location	Type of Stabilization	Acceptable? (Yes/No)	*Effectiveness of method used	Comments
None				

(* Effectiveness Rating: Excellent, Very Good, Good, Fair, Poor)

Notes/Actions:

_____

_____

_____

To be performed by: _____ on or before: _____

STRUCTURAL CONTROLS (SEDIMENT BASINS)

(Check for Condition of Basin and Condition of outfall)

Location	Type of Sediment Basin	Acceptable? (Yes/No)	*Effectiveness of Sediment Basin	Comments
None				

(* Effectiveness Rating: Excellent, Very Good, Good, Fair, Poor)

Notes/Actions:

_____

_____

_____

To be performed by: _____ on or before: _____

OTHER CONSTRUCTION ACTIVITIES

Activity	Adequate BMPs? (Yes/No)	Comments
Sawcutting	Acknowledged	Wet/dry vacuum used during saw-cutting operations on pre-drilling area.
Dust Control	N/A	
Dewatering	N/A	

CONTRACTOR ACTIVITIES

Activity	Adequate BMPs? (Yes/No)	Comments
Concrete Washout/Waste	Acknowledged	Washout pans on site for anticipated concrete pours.
Vehicle/Equipment Fueling	Acknowledged	Drip pans used when re- fueling. Spill kit on site.
Vehicle/Equipment Cleaning	N/A	No vehicle or equipment cleaning on site.
Vehicle/Equipment Maintenance	Acknowledged	Drip pans used. Spill kit on site.
Material Storage	Acknowledged	Materials stored under plastic tarps.
Spill Prevention/Control	Acknowledged	Spill kit on site.
Waste Storage/Disposal	Acknowledged	Covered waste bins on site.

Print Form

SITE-SPECIFIC COMPLIANCE, BMP, POLLUTION PREVENTION PLAN

INSPECTION AND MAINTENANCE REPORT FORM

(TO BE COMPLETED BEFORE COMMENCEMENT OF GRADING OR SITE-WORK AND THEN EVERY TWO WEEKS FROM OCTOBER THROUGH APRIL, OTHERWISE, BI-MONTHLY)

Harbors Division will not allow grading or site-work to commence until the project engineer or qualified project inspector have inspected the construction site to determine if the plans for site-specific compliance, BMPs and pollution prevention are implemented correctly and in the right locations.

Project Title: BULKHEAD AND SUBSTRUCTURE REPAIRS AT PIER 28 NGPC No. N/A

Project No.: H.C. 10480 8:00 am

Contractor: HEALY TIBBITTS BUILDERS, INC. sunny

Verified By: RODNEY YAMANE / Date: 2/11/2013

(HDOT Project Inspector/Engineer's Signature)

EROSION CONTROL - SLOPES/EXPOSED AREAS

Location	Date Disturbed	Erosion Control Measure established	Type of Erosion Control used	Acceptable (yes/no)	Comments
Excavated pre-drill / sheetpile area.	2/8/13	Yes	Perimeter bio-socks, silt curtain	Acknowledged	Excavation of approximately 12" for pre-drilling.

Notes/Actions:

Excavated material stockpiled and covered with plastic, bordered with bio-socks. Fill material to be re-used.

Concrete and asphalt spoils removed from site same day by truck.

To be performed by: _____ on or before: _____

SEDIMENT CONTROL

Location	Type of Control (Silt fence, inlet protection, etc.)	Acceptable? (Yes/No)	*Rate Effectiveness of Control	Comments
Drain inlet outside of laydown area	Inlet protection (GeoTex fabric)	Acknowledged		

(* Effectiveness Rating: Excellent, Very Good, Good, Fair, Poor)

Notes/Actions:

To be performed by: _____ on or before: _____

STABILIZED CONSTRUCTION ENTRANCE

Location	Type of Stabilization	Acceptable? (Yes/No)	*Effectiveness of method used	Comments
None				

(* Effectiveness Rating: Excellent, Very Good, Good, Fair, Poor)

Notes/Actions:

_____

_____

_____

To be performed by: _____ on or before: _____

STRUCTURAL CONTROLS (SEDIMENT BASINS)

(Check for Condition of Basin and Condition of outfall)

Location	Type of Sediment Basin	Acceptable? (Yes/No)	*Effectiveness of Sediment Basin	Comments
None				

(* Effectiveness Rating: Excellent, Very Good, Good, Fair, Poor)

Notes/Actions:

_____

_____

_____

To be performed by: _____ on or before: _____

OTHER CONSTRUCTION ACTIVITIES

Activity	Adequate BMPs? (Yes/No)	Comments
Sawcutting	N/A	
Dust Control	N/A	
Dewatering	N/A	
Pre-drilling	Acknowledged	Contained within trenched area. Monitoring of Harbors waters for oil sheen by IDPP. None detected.

CONTRACTOR ACTIVITIES

Activity	Adequate BMPs? (Yes/No)	Comments
Concrete Washout/Waste	Acknowledged	Washout pans for anticipated concrete pours on site.
Vehicle/Equipment Fueling	Acknowledged	Drip pans used when re- fueling. Spill kit on site.
Vehicle/Equipment Cleaning	N/A	No vehicle or equipment cleaning on site.
Vehicle/Equipment Maintenance	Acknowledged	Drip pans used. Spill kit on site.
Material Storage	Acknowledged	Materials stored under plastic tarps.
Spill Prevention/Control	Acknowledged	Spill kit on site.
Waste Storage/Disposal	Acknowledged	Covered waste bins on site

Print Form

SITE-SPECIFIC COMPLIANCE, BMP, POLLUTION PREVENTION PLAN

INSPECTION AND MAINTENANCE REPORT FORM

(TO BE COMPLETED BEFORE COMMENCEMENT OF GRADING OR SITE-WORK AND THEN EVERY TWO WEEKS FROM OCTOBER THROUGH APRIL, OTHERWISE, BI-MONTHLY)

Harbors Division will not allow grading or site-work to commence until the project engineer or qualified project inspector have inspected the construction site to determine if the plans for site-specific compliance, BMPs and pollution prevention are implemented correctly and in the right locations.

Project Title: BULKHEAD AND SUBSTRUCTURE REPAIRS AT PIER 28 NGPC No. N/A

Project No.: H.C. 10480 7:30 am

Contractor: HEALY TIBBITTS BUILDERS, INC. sunny

Verified By: RODNEY YAMANE / Date: 2 /25 / 2013

(HDOT Project Inspector/Engineer's Signature)

EROSION CONTROL - SLOPES/EXPOSED AREAS

Location	Date Disturbed	Erosion Control Measure established	Type of Erosion Control used	Acceptable (yes/no)	Comments
excavated pre-drill / sheetpile area.	2/8/13	Yes	Perimeter bio-socks, silt curtain	Acknowledged	Pre-drilling begins

Notes/Actions:

To be performed by: _____ on or before: _____

SEDIMENT CONTROL

Location	Type of Control (Silt fence, inlet protection, etc.)	Acceptable? (Yes/No)	*Rate Effectiveness of Control	Comments
Drain inlet outside of laydown area	Inlet protection (GeoTex fabric)	Acknowledged		

(* Effectiveness Rating: Excellent, Very Good, Good, Fair, Poor)

Notes/Actions:

_____

_____

To be performed by: _____ on or before: _____

STABILIZED CONSTRUCTION ENTRANCE

Location	Type of Stabilization	Acceptable? (Yes/No)	*Effectiveness of method used	Comments
None				

(* Effectiveness Rating: Excellent, Very Good, Good, Fair, Poor)

Notes/Actions:

_____

_____

_____

To be performed by: _____ on or before: _____

STRUCTURAL CONTROLS (SEDIMENT BASINS)

(Check for Condition of Basin and Condition of outfall)

Location	Type of Sediment Basin	Acceptable? (Yes/No)	*Effectiveness of Sediment Basin	Comments
None				

(* Effectiveness Rating: Excellent, Very Good, Good, Fair, Poor)

Notes/Actions:

_____

_____

_____

To be performed by: _____ on or before: _____

OTHER CONSTRUCTION ACTIVITIES

Activity	Adequate BMPs? (Yes/No)	Comments
Sawcutting	N/A	
Dust Control	N/A	
Dewatering	N/A	
Pre-drilling	Acknowledged	Contained within trenched area. Monitoring of Harbors waters for oil sheen by IDPP. None detected.

CONTRACTOR ACTIVITIES

Activity	Adequate BMPs? (Yes/No)	Comments
Concrete Washout/Waste	Acknowledged	Washout pans on site.
Vehicle/Equipment Fueling	Acknowledged	Drip pans used when re- fueling. Spill kit on site.
Vehicle/Equipment Cleaning	N/A	No vehicle or equipment cleaning on site.
Vehicle/Equipment Maintenance	Acknowledged	Drip pans used. Spill kit on site.
Material Storage	Acknowledged	Materials stored under plastic tarps.
Spill Prevention/Control	Acknowledged	Spill kit on site.
Waste Storage/Disposal	Acknowledged	Covered waste bins on site

Print Form

SITE-SPECIFIC COMPLIANCE, BMP, POLLUTION PREVENTION PLAN

INSPECTION AND MAINTENANCE REPORT FORM

(TO BE COMPLETED BEFORE COMMENCEMENT OF GRADING OR SITE-WORK AND THEN EVERY TWO WEEKS FROM OCTOBER THROUGH APRIL, OTHERWISE, BI-MONTHLY)

Harbors Division will not allow grading or site-work to commence until the project engineer or qualified project inspector have inspected the construction site to determine if the plans for site-specific compliance, BMPs and pollution prevention are implemented correctly and in the right locations.

Project Title: BULKHEAD AND SUBSTRUCTURE REPAIRS AT PIER 28 NGPC No. N/A

Project No.: H.C. 10480 7:45 am

Contractor: HEALY TIBBITTS BUILDERS, INC. partly sunny

Verified By: RODNEY YAMANE / Date: 3 /11 / 2013

(HDOT Project Inspector/Engineer's Signature)

EROSION CONTROL - SLOPES/EXPOSED AREAS

Location	Date Disturbed	Erosion Control Measure established	Type of Erosion Control used	Acceptable (yes/no)	Comments
excavated pre-drill / sheetpile area.	2/8/13	Yes	Perimeter bio-socks, silt curtain	Acknowledged	Pre-drilling continues, sheetpile driving began 2/26

Notes/Actions:

To be performed by: _____ on or before: _____

SEDIMENT CONTROL

Location	Type of Control (Silt fence, inlet protection, etc.)	Acceptable? (Yes/No)	*Rate Effectiveness of Control	Comments
Drain inlet outside of laydown area	Inlet protection (GeoTex fabric)	Acknowledged		

(* Effectiveness Rating: Excellent, Very Good, Good, Fair, Poor)

Notes/Actions:

To be performed by: _____ on or before: _____

STABILIZED CONSTRUCTION ENTRANCE

Location	Type of Stabilization	Acceptable? (Yes/No)	*Effectiveness of method used	Comments
None				

(* Effectiveness Rating: Excellent, Very Good, Good, Fair, Poor)

Notes/Actions:

_____

_____

_____

To be performed by: _____ on or before: _____

STRUCTURAL CONTROLS (SEDIMENT BASINS)

(Check for Condition of Basin and Condition of outfall)

Location	Type of Sediment Basin	Acceptable? (Yes/No)	*Effectiveness of Sediment Basin	Comments
None				

(* Effectiveness Rating: Excellent, Very Good, Good, Fair, Poor)

Notes/Actions:

_____

_____

_____

To be performed by: _____ on or before: _____

OTHER CONSTRUCTION ACTIVITIES

Activity	Adequate BMPs? (Yes/No)	Comments
Sawcutting	Acknowledged	Wet/dry vac used during sawcutting for slab construction.
Dust Control	N/A	
Dewatering	N/A	
Pre-drilling	Acknowledged	Contained within trenched area. Monitoring of Harbors waters for oil sheen by IDPP. None detected.
Sheetpile installation	Acknowledged	While being driven, Harbors waters were monitored for oil sheen by IDPP. None detected.

CONTRACTOR ACTIVITIES

Activity	Adequate BMPs? (Yes/No)	Comments
Concrete Washout/Waste	Acknowledged	Washout pans on site.
Vehicle/Equipment Fueling	Acknowledged	Drip pans used when re- fueling. Spill kit on site.
Vehicle/Equipment Cleaning	N/A	No vehicle or equipment cleaning on site.
Vehicle/Equipment Maintenance	Acknowledged	Drip pans used. Spill kit on site.
Material Storage	Acknowledged	Materials stored under plastic tarps.
Spill Prevention/Control	Acknowledged	Spill kit on site.
Waste Storage/Disposal	Acknowledged	Covered waste bins on site

Print Form

SITE-SPECIFIC COMPLIANCE, BMP, POLLUTION PREVENTION PLAN

INSPECTION AND MAINTENANCE REPORT FORM

(TO BE COMPLETED BEFORE COMMENCEMENT OF GRADING OR SITE-WORK AND THEN EVERY TWO WEEKS FROM OCTOBER THROUGH APRIL, OTHERWISE, BI-MONTHLY)

Harbors Division will not allow grading or site-work to commence until the project engineer or qualified project inspector have inspected the construction site to determine if the plans for site-specific compliance, BMPs and pollution prevention are implemented correctly and in the right locations.

Project Title: Repair Water Hatches at Piers 5 & 6, Kalaeloa Barbers Pt Harbor NGPC No. N/A

Project No.: HC 10486 10:45AM

Contractor: Hawaiian Dredging Construction Company SUNNY

Verified By: Juan Reyes Date: 2/27/13

(HDOT Project Inspector/Engineer's Signature)

EROSION CONTROL - SLOPES/EXPOSED AREAS

Location	Date Disturbed	Erosion Control Measure established	Type of Erosion Control used	Acceptable (yes/no)	Comments
Pier 6- DM 1350	2.19.13	Yes	Solid waste mngt	Yes	Solid waste captured. No potential runoff.
Pier 6- DM 1550	2.21.13	Yes	Solid waste mngt	Yes	Solid waste captured. No potential runoff.
Pier 6- DM 1800	2.25.13	Yes	Solid waste mngt	Yes	Solid waste captured. No potential runoff.
Pier 5- DM 450	2.25.13	Yes	Solid waste mngt	Yes	Solid waste captured. No potential runoff.
Pier 5- DM 700	2.27.13	Yes	Solid waste mngt	Yes	Solid waste captured. No potential runoff.
Pier 5- DM 850	2.25.13	Yes	Solid waste mngt	Yes	Solid waste captured. No potential runoff.
Pier 5- DM 900	2.26.13	Yes	Solid waste mngt	Yes	Solid waste captured. No potential runoff.

Notes/Actions:

Contractor instructed to salvage piping & valves for recycling

To be performed by: _____ on or before: _____

SEDIMENT CONTROL

Location	Type of Control (Silt fence, inlet protection, etc.)	Acceptable? (Yes/No)	*Rate Effectiveness of Control	Comments
Pier face @ DM850 & DM900	Silt fence	Yes		Installed per BMP plan with some modified placement.

(* Effectiveness Rating: Excellent, Very Good, Good, Fair, Poor)

Notes/Actions:

To be performed by: _____ on or before: _____

STABILIZED CONSTRUCTION ENTRANCE

Location	Type of Stabilization	Acceptable? (Yes/No)	*Effectiveness of method used	Comments
N/A				No construction entrance required on this project

(* Effectiveness Rating: Excellent, Very Good, Good, Fair, Poor)

Notes/Actions:

_____

_____

_____

To be performed by: _____ on or before: _____

STRUCTURAL CONTROLS (SEDIMENT BASINS)

(Check for Condition of Basin and Condition of outfall)

Location	Type of Sediment Basin	Acceptable? (Yes/No)	*Effectiveness of Sediment Basin	Comments
N/A				

(* Effectiveness Rating: Excellent, Very Good, Good, Fair, Poor)

Notes/Actions:

_____

_____

_____

To be performed by: _____ on or before: _____

OTHER CONSTRUCTION ACTIVITIES

Activity	Adequate BMPs? (Yes/No)	Comments
Sawcutting	N/A	No saw cutting activity observed
Dust Control	Yes	Minimal dust production
Dewatering	N/A	No dewatering activity on observed

CONTRACTOR ACTIVITIES

Activity	Adequate BMPs? (Yes/No)	Comments
Concrete Washout/Waste	N/A	No concrete pouring observed today.
Vehicle/Equipment Fueling	N/A	No equipment fueling observed on site.
Vehicle/Equipment Cleaning	N/A	No equipment cleaning observed on site.
Vehicle/Equipment Maintenance	N/A	No vehicle/equipment maintenance observed on site.
Material Storage	Yes	Contractor staging area along rear fence line
Spill Prevention/Control	Yes	Spill kit well marked and easily accessible
Waste Storage/Disposal	Yes	Dumpster situated at staging area

Print Form

SITE-SPECIFIC COMPLIANCE, BMP, POLLUTION PREVENTION PLAN

INSPECTION AND MAINTENANCE REPORT FORM

(TO BE COMPLETED BEFORE COMMENCEMENT OF GRADING OR SITE-WORK AND THEN EVERY TWO WEEKS FROM OCTOBER THROUGH APRIL, OTHERWISE, BI-MONTHLY)

Harbors Division will not allow grading or site-work to commence until the project engineer or qualified project inspector have inspected the construction site to determine if the plans for site-specific compliance, BMPs and pollution prevention are implemented correctly and in the right locations.

Project Title: Repair Water Hatches at Piers 5 & 6, Kalaeloa Barbers Pt Harbor NGPC No. N/A

Project No.: HC 10486 7:45AM

Contractor: Hawaiian Dredging Construction Company Scattered showers

Verified By: Juan Reyes Date: 3.13.13

(HDOT Project Inspector/Engineer's Signature)

EROSION CONTROL - SLOPES/EXPOSED AREAS

Location	Date Disturbed	Erosion Control Measure established	Type of Erosion Control used	Acceptable (yes/no)	Comments
DM850	2.19.13	N/A	Solid waste management	Yes	Solid waste captured, runoff potential minimized
DM910	2.19.13	N/A	Solid waste management	Yes	Solid waste captured, runoff potential minimized
DM1340	2.19.13	N/A	Solid waste management	Yes	Solid waste captured, runoff potential minimized
DM1555	2.19.13	N/A	Solid waste management	Yes	Solid waste captured, runoff potential minimized
DM1700	3.06.13	N/A	Solid waste management	Yes	Solid waste captured, runoff potential minimized
DM1765	2.19.13	N/A	Solid waste management	Yes	Solid waste captured, runoff potential minimized

Notes/Actions:

Piers 5 & 6 Barber's Point spall repair project. Contractor BMP plan on file

To be performed by: _____ on or before: _____

SEDIMENT CONTROL

Location	Type of Control (Silt fence, inlet protection, etc.)	Acceptable? (Yes/No)	*Rate Effectiveness of Control	Comments
Booms installed along length of piers 5, 6, & 7	Silt fence	Yes		Installed per BMP plan with some modified placement.

(* Effectiveness Rating: Excellent, Very Good, Good, Fair, Poor)

Notes/Actions:

To be performed by: _____ on or before: _____

STABILIZED CONSTRUCTION ENTRANCE

Location	Type of Stabilization	Acceptable? (Yes/No)	*Effectiveness of method used	Comments
N/A				No construction entrance required on this project

(* Effectiveness Rating: Excellent, Very Good, Good, Fair, Poor)

Notes/Actions:

To be performed by: _____ on or before: _____

STRUCTURAL CONTROLS (SEDIMENT BASINS)

(Check for Condition of Basin and Condition of outfall)

Location	Type of Sediment Basin	Acceptable? (Yes/No)	*Effectiveness of Sediment Basin	Comments
N/A				

(* Effectiveness Rating: Excellent, Very Good, Good, Fair, Poor)

Notes/Actions:

To be performed by: _____ on or before: _____

OTHER CONSTRUCTION ACTIVITIES

Activity	Adequate BMPs? (Yes/No)	Comments
Sawcutting	Yes	Concrete cut to establish repair footprint. Catchment barrier installed at pier face to capture debris
Dust Control	Yes	Minimal dust production
Dewatering	N/A	No dewatering activity on observed

CONTRACTOR ACTIVITIES

Activity	Adequate BMPs? (Yes/No)	Comments
Concrete Washout/Waste	N/A	No concrete pouring observed today.
Vehicle/Equipment Fueling	N/A	No equipment fueling observed on site.
Vehicle/Equipment Cleaning	N/A	No equipment cleaning observed on site.
Vehicle/Equipment Maintenance	N/A	No vehicle/equipment maintenance observed on site.
Material Storage	Yes	Contractor staging area along rear fence line
Spill Prevention/Control	Yes	Spill kit well marked and easily accessible
Waste Storage/Disposal	Yes	Dumpster situated at staging area

Print Form

SITE-SPECIFIC COMPLIANCE, BMP, POLLUTION PREVENTION PLAN

INSPECTION AND MAINTENANCE REPORT FORM

(TO BE COMPLETED BEFORE COMMENCEMENT OF GRADING OR SITE-WORK AND THEN EVERY TWO WEEKS FROM OCTOBER THROUGH APRIL, OTHERWISE, BI-MONTHLY)

Harbors Division will not allow grading or site-work to commence until the project engineer or qualified project inspector have inspected the construction site to determine if the plans for site-specific compliance, BMPs and pollution prevention are implemented correctly and in the right locations.

Project Title: Repair Water Hatches at Piers 5 & 6, Kalaeloa Barbers Pt Harbor NGPC No. N/A

Project No.: HC 10486 9:00AM

Contractor: Hawaiian Dredging Construction Company Showers

Verified By: Juan Reyes Date: 3. 27. 13

(HDOT Project Inspector/Engineer's Signature)

EROSION CONTROL - SLOPES/EXPOSED AREAS

Location	Date Disturbed	Erosion Control Measure established	Type of Erosion Control used	Acceptable (yes/no)	Comments
DM850	2.19.13	N/A	Solid waste management	Yes	Solid waste captured, runoff potential minimized
DM910	2.19.13	N/A	Solid waste management	Yes	Solid waste captured, runoff potential minimized
DM1340	2.19.13	N/A	Solid waste management	Yes	Solid waste captured, runoff potential minimized
DM1555	2.19.13	N/A	Solid waste management	Yes	Solid waste captured, runoff potential minimized
DM1700	3.06.13	N/A	Solid waste management	Yes	Solid waste captured, runoff potential minimized
DM1765	2.19.13	N/A	Solid waste management	Yes	Solid waste captured, runoff potential minimized
DM700	3.25.13	N/A	Solid waste management	Yes	Solid waste captured, runoff potential minimized

Notes/Actions:

Piers 5 & 6 Barber's Point spall repair project. Contractor BMP plan on file

Concrete removed from spall areas disposed into 5 yd open container serviced by Tahiti Demolition Disposal Svc

General debris generated disposed into covered container serviced by Honolulu Disposal Service

To be performed by: _____ on or before: _____

SEDIMENT CONTROL

Location	Type of Control (Silt fence, inlet protection, etc.)	Acceptable? (Yes/No)	*Rate Effectiveness of Control	Comments
Booms installed along length of piers 5, 6, & 7	Silt fence	Yes		Installed per BMP plan with some modified placement.

(* Effectiveness Rating: Excellent, Very Good, Good, Fair, Poor)

Notes/Actions:

To be performed by: _____ on or before: _____

STABILIZED CONSTRUCTION ENTRANCE

Location	Type of Stabilization	Acceptable? (Yes/No)	*Effectiveness of method used	Comments
N/A				No construction entrance required on this project

(* Effectiveness Rating: Excellent, Very Good, Good, Fair, Poor)

Notes/Actions:

To be performed by: _____ on or before: _____

STRUCTURAL CONTROLS (SEDIMENT BASINS)

(Check for Condition of Basin and Condition of outfall)

Location	Type of Sediment Basin	Acceptable? (Yes/No)	*Effectiveness of Sediment Basin	Comments
N/A				

(* Effectiveness Rating: Excellent, Very Good, Good, Fair, Poor)

Notes/Actions:

No earth disturbing activities on this project

To be performed by: _____ on or before: _____

OTHER CONSTRUCTION ACTIVITIES

Activity	Adequate BMPs? (Yes/No)	Comments
Sawcutting	Yes	Concrete cut to establish repair footprint. Catchment barrier installed at pier face to capture debris
Dust Control	Yes	Minimal dust production
Dewatering	Yes	Dewatering performed on concrete truck washout, by using an improvised weir tank to segregate solids from
		water. Truck dumping excess fluid directly into improvised weir tank allowing water to evaporate.

CONTRACTOR ACTIVITIES

Activity	Adequate BMPs? (Yes/No)	Comments
Concrete Washout/Waste	Yes	Concrete washout dewatering as described under Other Construction Activities section
Vehicle/Equipment Fueling	N/A	No equipment fueling observed on site.
Vehicle/Equipment Cleaning	N/A	No equipment cleaning observed on site.
Vehicle/Equipment Maintenance	N/A	No vehicle/equipment maintenance observed on site.
Material Storage	Yes	Contractor staging area along rear fence line
Spill Prevention/Control	Yes	Spill kit well marked and easily accessible
Waste Storage/Disposal	Yes	Honolulu Disposal Service & Tahiti Demolition Disposal dumpsters situated at staging area

Print Form

SITE-SPECIFIC COMPLIANCE, BMP, POLLUTION PREVENTION PLAN

INSPECTION AND MAINTENANCE REPORT FORM

(TO BE COMPLETED BEFORE COMMENCEMENT OF GRADING OR SITE-WORK AND THEN EVERY TWO WEEKS FROM OCTOBER THROUGH APRIL, OTHERWISE, BI-MONTHLY)

Harbors Division will not allow grading or site-work to commence until the project engineer or qualified project inspector have inspected the construction site to determine if the plans for site-specific compliance, BMPs and pollution prevention are implemented correctly and in the right locations.

Project Title: Repair Water Hatches at Piers 5 & 6, Kalaeloa Barbers Pt Harbor NGPC No. N/A

Project No.: HC 10486 9:00AM

Contractor: Hawaiian Dredging Construction Company Sunny

Verified By: Juan Reyes Date: 4. 10. 13

(HDOT Project Inspector/Engineer's Signature)

EROSION CONTROL - SLOPES/EXPOSED AREAS

Location	Date Disturbed	Erosion Control Measure established	Type of Erosion Control used	Acceptable (yes/no)	Comments

Notes/Actions:

No areas were exposed in performance of this project

To be performed by: _____ on or before: _____

SEDIMENT CONTROL

Location	Type of Control (Silt fence, inlet protection, etc.)	Acceptable? (Yes/No)	*Rate Effectiveness of Control	Comments

(* Effectiveness Rating: Excellent, Very Good, Good, Fair, Poor)

Notes/Actions:

There is a boom permanently installed at the pier face due to the operations

To be performed by: _____ on or before: _____

STABILIZED CONSTRUCTION ENTRANCE

Location	Type of Stabilization	Acceptable? (Yes/No)	*Effectiveness of method used	Comments

(* Effectiveness Rating: Excellent, Very Good, Good, Fair, Poor)

Notes/Actions:

Site is paved area, no construction entrance is required

To be performed by: _____ on or before: _____

STRUCTURAL CONTROLS (SEDIMENT BASINS)

(Check for Condition of Basin and Condition of outfall)

Location	Type of Sediment Basin	Acceptable? (Yes/No)	*Effectiveness of Sediment Basin	Comments

(* Effectiveness Rating: Excellent, Very Good, Good, Fair, Poor)

Notes/Actions:

To be performed by: _____ on or before: _____

OTHER CONSTRUCTION ACTIVITIES

Activity	Adequate BMPs? (Yes/No)	Comments
Sawcutting		
Dust Control		
Dewatering		
Stripping forms	Yes	Workmen consolidating and disposing of dried concrete debris as it is removed from forms

CONTRACTOR ACTIVITIES

Activity	Adequate BMPs? (Yes/No)	Comments
Concrete Washout/Waste	Yes	Concrete placement has been completed
Vehicle/Equipment Fueling	Yes	No vehicle/ equipment fueling accomplished on site
Vehicle/Equipment Cleaning	Yes	No vehicle/ equipment cleaning accomplished on site
Vehicle/Equipment Maintenance	Yes	No vehicle/ equipment maintenance accomplished on site
Material Storage	Yes	Materials stored away from drain inlets & pier face. Tools stored in locked container.
Spill Prevention/Control	Yes	Spill kit on site & accessible
Waste Storage/Disposal	Yes	Covered 3 yard dumpster for solid waste, and a 5 yard uncovered dumpster used for concrete debris

Print Form

SITE-SPECIFIC COMPLIANCE, BMP, POLLUTION PREVENTION PLAN

INSPECTION AND MAINTENANCE REPORT FORM

(TO BE COMPLETED BEFORE COMMENCEMENT OF GRADING OR SITE-WORK AND THEN EVERY TWO WEEKS FROM OCTOBER THROUGH APRIL, OTHERWISE, BI-MONTHLY)

Harbors Division will not allow grading or site-work to commence until the project engineer or qualified project inspector have inspected the construction site to determine if the plans for site-specific compliance, BMPs and pollution prevention are implemented correctly and in the right locations.

Project Title: Repair Water Hatches at Piers 5 & 6, Kalaeloa Barbers Pt Harbor NGPC No. N/A

Project No.: HC 10486 9:00AM

Contractor: Hawaiian Dredging Construction Company Showers

Verified By: Juan Reyes Date: 4. 24. 13

(HDOT Project Inspector/Engineer's Signature)

EROSION CONTROL - SLOPES/EXPOSED AREAS

Location	Date Disturbed	Erosion Control Measure established	Type of Erosion Control used	Acceptable (yes/no)	Comments

Notes/Actions:

No areas were exposed in performance of this project. No construction activity since 4.16.13

Additional spall areas to be identified for repairs, contractor to schedule work

To be performed by: _____ on or before: _____

SEDIMENT CONTROL

Location	Type of Control (Silt fence, inlet protection, etc.)	Acceptable? (Yes/No)	*Rate Effectiveness of Control	Comments

(* Effectiveness Rating: Excellent, Very Good, Good, Fair, Poor)

Notes/Actions:

There is a boom permanently installed at the pier face due to the operations

To be performed by: _____ on or before: _____

STABILIZED CONSTRUCTION ENTRANCE

Location	Type of Stabilization	Acceptable? (Yes/No)	*Effectiveness of method used	Comments

(* Effectiveness Rating: Excellent, Very Good, Good, Fair, Poor)

Notes/Actions:

Site is paved area, no construction entrance is required

To be performed by: _____ on or before: _____

STRUCTURAL CONTROLS (SEDIMENT BASINS)

(Check for Condition of Basin and Condition of outfall)

Location	Type of Sediment Basin	Acceptable? (Yes/No)	*Effectiveness of Sediment Basin	Comments

(* Effectiveness Rating: Excellent, Very Good, Good, Fair, Poor)

Notes/Actions:

To be performed by: _____ on or before: _____

OTHER CONSTRUCTION ACTIVITIES

Activity	Adequate BMPs? (Yes/No)	Comments
Sawcutting	N/A	No activity
Dust Control	N/A	No activity
Dewatering	N/A	No activity

CONTRACTOR ACTIVITIES

Activity	Adequate BMPs? (Yes/No)	Comments
Concrete Washout/Waste	Yes	Additional spall repairs to be scheduled
Vehicle/Equipment Fueling	Yes	No vehicle/ equipment fueling accomplished on site
Vehicle/Equipment Cleaning	Yes	No vehicle/ equipment cleaning accomplished on site
Vehicle/Equipment Maintenance	Yes	No vehicle/ equipment maintenance accomplished on site
Material Storage	Yes	Materials stored away from drain inlets & pier face. Tools stored in locked container.
Spill Prevention/Control	Yes	Spill kit on site loaded on to trailer set for demobilization
Waste Storage/Disposal	Yes	Dumpsters & debris hauled away from site

SITE SPECIFIC COMPLIANCE BMP, POLLUTION PREVENTION PLAN

INSPECTION & MAINTENANCE FORM

(TO BE COMPLETED BEFORE COMMENCEMENT OF GRADING OR SITE-WORK AND THEN EVERY TWO WEEKS FROM OCTOBER THROUGH APRIL, OTHERWISE, BI-MONTHLY)

Harbors Division will not allow grading or site-work to commence until the project engineer or qualified project inspector have inspected the construction site to determine if the plans for site-specific compliance, BMP's, and pollution prevention are implemented correctly and in the right locations.

Project Title: Repair Water Hatches @ Piers 5& 6, Kalaeloa Barbers Pt Harbor NGPC No. _____

Project No.: HC10486 Time: 1:30pm

Contractor: Hawaiian Dredging Construction Company Weather: Scat showers

Verified By: Juan Reyes Date: 9.18.13
(HDOT Project Inspector/ Engineer's Signature)

EROSION CONTROL- SLOPES/ EXPOSED AREAS

Location	Date Disturbed	Erosion Control Measure Established	Type of Erosion Control Used	Acceptable (Yes/ No)	Comments

Notes/ Actions:

Project completed. Final spall repairs accomplished at DM800 on 8.01.13. Contractor has demobilized from site.
No slopes/ exposed areas during construction, no erosion control measures called for.

To be performed by: on or before:

SEDIMENT CONTROL

Location	Type of Control (Silt fence, inlet protection, etc.)	Acceptable (Yes/ No)	Rate Effectiveness of Control*	Comments

(*Effectiveness Rating: Excellent, Very Good, Good, Fair, Poor)

Notes/ Actions:

There is a boom system installed beneath the pier & booms used during shipping operations.
Plywood shielding employed at work area to curtail escape of dust & debris during demolition & reconstruction of
spall area at DM800. Debris swept & shoveled up as it was generated.

To be performed by: on or before:

STABILIZED CONSTRUCTION ENTRANCE

Location	Type of Stabilization	Acceptable (Yes/ No)	Rate Effectiveness of Control*	Comments

(*Effectiveness Rating: Excellent, Very Good, Good, Fair, Poor)

Notes/ Actions:

N/ A- site is concrete paved, possibility of sediment tracking minimal

To be performed by: on or before:

STRUCTURAL CONTROLS (SEDIMENT BASINS)

Location	Type of Control (Silt fence, inlet protection, etc.)	Acceptable (Yes/ No)	Rate Effectiveness of Control*	Comments

(*Effectiveness Rating: Excellent, Very Good, Good, Fair, Poor)

Notes/ Actions:

N/ A- no areas exposed that allowed any runoff

To be performed by: on or before:

OTHER CONSTRUCTION ACTIVITIES

Activity	Adequate BMP's (Yes/ No)	Comments
Saw cutting	N/A	Work completed. No work today
Dust Control	N/A	Work completed. No work today
Dewatering	N/A	Work completed. No work today
Painting	N/A	Work completed. No work today

CONTRACTOR ACTIVITIES

Activity	Adequate BMP's (Yes/ No)	Comments
Concrete Washout/ Waste	N/A	Work completed. No work today
Vehicle/ Equipment Fueling	N/A	Work completed. No work today
Vehicle/ Equipment Cleaning	N/A	
Vehicle/ Equipment Maintenance	N/A	
Material Storage	Y	Contractor demobilized everything.
Spill Prevention/ Control	N/A	Work completed. No work today
Waste Storage/ Disposal	Y	Contractor hauled away all wastes during construction. Work completed.

Print Form

SITE-SPECIFIC COMPLIANCE, BMP, POLLUTION PREVENTION PLAN

INSPECTION AND MAINTENANCE REPORT FORM

(TO BE COMPLETED BEFORE COMMENCEMENT OF GRADING OR SITE-WORK AND THEN EVERY TWO WEEKS FROM OCTOBER THROUGH APRIL, OTHERWISE, BI-MONTHLY)

Harbors Division will not allow grading or site-work to commence until the project engineer or qualified project inspector have inspected the construction site to determine if the plans for site-specific compliance, BMPs and pollution prevention are implemented correctly and in the right locations.

Project Title: Repair Water Hatches at Piers 5 & 6, Kalaeloa Barbers Pt Harbor NGPC No. N/A

Project No.: HC 10486 9:00AM

Contractor: Hawaiian Dredging Construction Company Showers

Verified By: Juan Reyes Date: 4. 24. 13

(HDOT Project Inspector/Engineer's Signature)

EROSION CONTROL - SLOPES/EXPOSED AREAS

Location	Date Disturbed	Erosion Control Measure established	Type of Erosion Control used	Acceptable (yes/no)	Comments

Notes/Actions:

No areas were exposed in performance of this project. No construction activity since 4.16.13

Additional spall areas to be identified for repairs, contractor to schedule work

To be performed by: _____ on or before: _____

SEDIMENT CONTROL

Location	Type of Control (Silt fence, inlet protection, etc.)	Acceptable? (Yes/No)	*Rate Effectiveness of Control	Comments

(* Effectiveness Rating: Excellent, Very Good, Good, Fair, Poor)

Notes/Actions:

There is a boom permanently installed at the pier face due to the operations

To be performed by: _____ on or before: _____

STABILIZED CONSTRUCTION ENTRANCE

Location	Type of Stabilization	Acceptable? (Yes/No)	*Effectiveness of method used	Comments

(* Effectiveness Rating: Excellent, Very Good, Good, Fair, Poor)

Notes/Actions:

Site is paved area, no construction entrance is required

To be performed by: _____ on or before: _____

STRUCTURAL CONTROLS (SEDIMENT BASINS)

(Check for Condition of Basin and Condition of outfall)

Location	Type of Sediment Basin	Acceptable? (Yes/No)	*Effectiveness of Sediment Basin	Comments

(* Effectiveness Rating: Excellent, Very Good, Good, Fair, Poor)

Notes/Actions:

To be performed by: _____ on or before: _____

OTHER CONSTRUCTION ACTIVITIES

Activity	Adequate BMPs? (Yes/No)	Comments
Sawcutting	N/A	No activity
Dust Control	N/A	No activity
Dewatering	N/A	No activity

CONTRACTOR ACTIVITIES

Activity	Adequate BMPs? (Yes/No)	Comments
Concrete Washout/Waste	Yes	Additional spall repairs to be scheduled
Vehicle/Equipment Fueling	Yes	No vehicle/ equipment fueling accomplished on site
Vehicle/Equipment Cleaning	Yes	No vehicle/ equipment cleaning accomplished on site
Vehicle/Equipment Maintenance	Yes	No vehicle/ equipment maintenance accomplished on site
Material Storage	Yes	Materials stored away from drain inlets & pier face. Tools stored in locked container.
Spill Prevention/Control	Yes	Spill kit on site loaded on to trailer set for demobilization
Waste Storage/Disposal	Yes	Dumpsters & debris hauled away from site

Print Form

SITE-SPECIFIC COMPLIANCE, BMP, POLLUTION PREVENTION PLAN

INSPECTION AND MAINTENANCE REPORT FORM

(TO BE COMPLETED BEFORE COMMENCEMENT OF GRADING OR SITE-WORK AND THEN EVERY TWO WEEKS FROM OCTOBER THROUGH APRIL, OTHERWISE, BI-MONTHLY)

Harbors Division will not allow grading or site-work to commence until the project engineer or qualified project inspector have inspected the construction site to determine if the plans for site-specific compliance, BMPs and pollution prevention are implemented correctly and in the right locations.

Project Title: Repair Fenders At Pier 22-23 NGPC No. N/A

Project No.: H. C. 10500 08:00 am

Contractor: SITE ENGINEERING, INC. sunny

Verified By: RODNEY YAMANE / Date: Jan. 7, 2013

(HDOT Project Inspector/Engineer's Signature)

EROSION CONTROL - SLOPES/EXPOSED AREAS

Location	Date Disturbed	Erosion Control Measure established	Type of Erosion Control used	Acceptable (yes/no)	Comments
None					N/A

Notes/Actions:

NO GROUND DISTURBANCE

To be performed by: _____ on or before: _____

SEDIMENT CONTROL

Location	Type of Control (Silt fence, inlet protection, etc.)	Acceptable? (Yes/No)	*Rate Effectiveness of Control	Comments
NONE				N/A

(* Effectiveness Rating: Excellent, Very Good, Good, Fair, Poor)

Notes/Actions:

To be performed by: _____ on or before: _____

STABILIZED CONSTRUCTION ENTRANCE

Location	Type of Stabilization	Acceptable? (Yes/No)	*Effectiveness of method used	Comments
None				

(* Effectiveness Rating: Excellent, Very Good, Good, Fair, Poor)

Notes/Actions:

_____

_____

_____

To be performed by: _____ on or before: _____

STRUCTURAL CONTROLS (SEDIMENT BASINS)

(Check for Condition of Basin and Condition of outfall)

Location	Type of Sediment Basin	Acceptable? (Yes/No)	*Effectiveness of Sediment Basin	Comments
None				

(* Effectiveness Rating: Excellent, Very Good, Good, Fair, Poor)

Notes/Actions:

_____

_____

_____

To be performed by: _____ on or before: _____

OTHER CONSTRUCTION ACTIVITIES

Activity	Adequate BMPs? (Yes/No)	Comments
Sawcutting	Acknowledged	Containment built
Dust Control	Acknowledged	Wet/Dry Vac employed
Dewatering	N/A	
Concrete Coring	Acknowledged	Wet/Dry Vac employed

CONTRACTOR ACTIVITIES

Activity	Adequate BMPs? (Yes/No)	Comments
Concrete Washout/Waste	N/A	
Vehicle/Equipment Fueling	Acknowledged	Drip pan employed. Spill kit on site.
Vehicle/Equipment Cleaning	N/A	
Vehicle/Equipment Maintenance	N/A	
Material Storage	N/A	
Spill Prevention/Control	Acknowledged	
Waste Storage/Disposal	Acknowledged	Waste removed from site daily

Print Form

SITE-SPECIFIC COMPLIANCE, BMP, POLLUTION PREVENTION PLAN

INSPECTION AND MAINTENANCE REPORT FORM

(TO BE COMPLETED BEFORE COMMENCEMENT OF GRADING OR SITE-WORK AND THEN EVERY TWO WEEKS FROM OCTOBER THROUGH APRIL, OTHERWISE, BI-MONTHLY)

Harbors Division will not allow grading or site-work to commence until the project engineer or qualified project inspector have inspected the construction site to determine if the plans for site-specific compliance, BMPs and pollution prevention are implemented correctly and in the right locations.

Project Title: Repair Fenders At Pier 22-23 NGPC No. N/A

Project No.: H. C. 10500 07:30 am

Contractor: SITE ENGINEERING, INC. Partly sunny

Verified By: RODNEY YAMANE / Date: Jan. 22, 2013

(HDOT Project Inspector/Engineer's Signature)

EROSION CONTROL - SLOPES/EXPOSED AREAS

Location	Date Disturbed	Erosion Control Measure established	Type of Erosion Control used	Acceptable (yes/no)	Comments
None					N/A

Notes/Actions:

NO GROUND DISTURBANCE

To be performed by: _____ on or before: _____

SEDIMENT CONTROL

Location	Type of Control (Silt fence, inlet protection, etc.)	Acceptable? (Yes/No)	*Rate Effectiveness of Control	Comments
NONE				N/A

(* Effectiveness Rating: Excellent, Very Good, Good, Fair, Poor)

Notes/Actions:

To be performed by: _____ on or before: _____

STABILIZED CONSTRUCTION ENTRANCE

Location	Type of Stabilization	Acceptable? (Yes/No)	*Effectiveness of method used	Comments
None				

(* Effectiveness Rating: Excellent, Very Good, Good, Fair, Poor)

Notes/Actions:

_____

_____

_____

To be performed by: _____ on or before: _____

STRUCTURAL CONTROLS (SEDIMENT BASINS)

(Check for Condition of Basin and Condition of outfall)

Location	Type of Sediment Basin	Acceptable? (Yes/No)	*Effectiveness of Sediment Basin	Comments
None				

(* Effectiveness Rating: Excellent, Very Good, Good, Fair, Poor)

Notes/Actions:

_____

_____

_____

To be performed by: _____ on or before: _____

OTHER CONSTRUCTION ACTIVITIES

Activity	Adequate BMPs? (Yes/No)	Comments
Sawcutting	N/A	
Dust Control	N/A	
Dewatering	N/A	

CONTRACTOR ACTIVITIES

Activity	Adequate BMPs? (Yes/No)	Comments
Concrete Washout/Waste	N/A	
Vehicle/Equipment Fueling	Acknowledged	Drip pan employed. Spill kit on site.
Vehicle/Equipment Cleaning	N/A	
Vehicle/Equipment Maintenance	N/A	
Material Storage	N/A	
Spill Prevention/Control	Acknowledged	
Waste Storage/Disposal	N/A	

Print Form

SITE-SPECIFIC COMPLIANCE, BMP, POLLUTION PREVENTION PLAN

INSPECTION AND MAINTENANCE REPORT FORM

(TO BE COMPLETED BEFORE COMMENCEMENT OF GRADING OR SITE-WORK AND THEN EVERY TWO WEEKS FROM OCTOBER THROUGH APRIL, OTHERWISE, BI-MONTHLY)

Harbors Division will not allow grading or site-work to commence until the project engineer or qualified project inspector have inspected the construction site to determine if the plans for site-specific compliance, BMPs and pollution prevention are implemented correctly and in the right locations.

Project Title: SUBSTRUCTURE AND HATCH REPAIRS AT PIER 23 NGPC No. N/A

Project No.: H. C. 10516 08:30 am

Contractor: sunny

Verified By: RODNEY YAMANE Date: NOVEMBER 18, 2013

(HDOT Project Inspector/Engineer's Signature)

EROSION CONTROL - SLOPES/EXPOSED AREAS

Location	Date Disturbed	Erosion Control Measure established	Type of Erosion Control used	Acceptable (yes/no)	Comments
None					N/A

Notes/Actions:

No ground disturbance

To be performed by: _____ on or before: _____

SEDIMENT CONTROL

Location	Type of Control (Silt fence, inlet protection, etc.)	Acceptable? (Yes/No)	*Rate Effectiveness of Control	Comments
NONE				N/A

(* Effectiveness Rating: Excellent, Very Good, Good, Fair, Poor)

Notes/Actions:

_____

_____

To be performed by: _____ on or before: _____

STABILIZED CONSTRUCTION ENTRANCE

Location	Type of Stabilization	Acceptable? (Yes/No)	*Effectiveness of method used	Comments
None				

(* Effectiveness Rating: Excellent, Very Good, Good, Fair, Poor)

Notes/Actions:

To be performed by: _____ on or before: _____

STRUCTURAL CONTROLS (SEDIMENT BASINS)

(Check for Condition of Basin and Condition of outfall)

Location	Type of Sediment Basin	Acceptable? (Yes/No)	*Effectiveness of Sediment Basin	Comments
None				

(* Effectiveness Rating: Excellent, Very Good, Good, Fair, Poor)

Notes/Actions:

To be performed by: _____ on or before: _____

OTHER CONSTRUCTION ACTIVITIES

Activity	Adequate BMPs? (Yes/No)	Comments
Sawcutting	Acknowledged	Grinder with concrete cutting wheel employed on a wooden platform. Silt fence in place.
Dust Control	N/A	
Dewatering	N/A	

CONTRACTOR ACTIVITIES

Activity	Adequate BMPs? (Yes/No)	Comments
Concrete Washout/Waste	Acknowledged	Washout bins provided and used during cleaning.
Vehicle/Equipment Fueling	Acknowledged	Vehicles and equipment fueled at Pier 20 storage yard
Vehicle/Equipment Cleaning	N/A	No vehicle or equipment cleaning
Vehicle/Equipment Maintenance	Acknowledged	Vehicles and equipment maintained at Pier 20 storage yard
Material Storage	Acknowledged	Materials stored at Pier 20 storage yard away from jobsite
Spill Prevention/Control	Acknowledged	Spill kit at Pier 20 storage yard
Waste Storage/Disposal	Acknowledged	Waste bin located Pier 20 storage yard

Print Form

SITE-SPECIFIC COMPLIANCE, BMP, POLLUTION PREVENTION PLAN

INSPECTION AND MAINTENANCE REPORT FORM

(TO BE COMPLETED BEFORE COMMENCEMENT OF GRADING OR SITE-WORK AND THEN EVERY TWO WEEKS FROM OCTOBER THROUGH APRIL, OTHERWISE, BI-MONTHLY)

Harbors Division will not allow grading or site-work to commence until the project engineer or qualified project inspector have inspected the construction site to determine if the plans for site-specific compliance, BMPs and pollution prevention are implemented correctly and in the right locations.

Project Title: FY13 1-year Maintenance Pavement Repairs at Matson Termina NGPC No. HI R10C108

Project No.: HC 10522 7:30AM

Contractor: Road Builders Corporation Cloudy

Verified By: Rodney Yamane / Date: 9/24/13

(HDOT Project Inspector/Engineer's Signature)

EROSION CONTROL - SLOPES/EXPOSED AREAS

Location	Date Disturbed	Erosion Control Measure established	Type of Erosion Control used	Acceptable (yes/no)	Comments
N/A					

Notes/Actions:

Cold-planing of existing asphalt pavement/ base course to a depth of up to 10".

To be performed by: _____ on or before: _____

SEDIMENT CONTROL

Location	Type of Control (Silt fence, inlet protection, etc.)	Acceptable? (Yes/No)	*Rate Effectiveness of Control	Comments
N/A				

(* Effectiveness Rating: Excellent, Very Good, Good, Fair, Poor)

Notes/Actions:

No drain inlets within projects current phase.

To be performed by: _____ on or before: _____

STABILIZED CONSTRUCTION ENTRANCE

Location	Type of Stabilization	Acceptable? (Yes/No)	*Effectiveness of method used	Comments
N/A				

(* Effectiveness Rating: Excellent, Very Good, Good, Fair, Poor)

Notes/Actions:

_____

_____

_____

To be performed by: _____ on or before: _____

STRUCTURAL CONTROLS (SEDIMENT BASINS)

(Check for Condition of Basin and Condition of outfall)

Location	Type of Sediment Basin	Acceptable? (Yes/No)	*Effectiveness of Sediment Basin	Comments
N/A				

(* Effectiveness Rating: Excellent, Very Good, Good, Fair, Poor)

Notes/Actions:

_____

_____

_____

To be performed by: _____ on or before: _____

OTHER CONSTRUCTION ACTIVITIES

Activity	Adequate BMPs? (Yes/No)	Comments
Sawcutting	N/A	No sawcutting of the concrete involved in this project.
Dust Control	Yes	Work area moistened by water tanker followed immediately by pick up employing a mini road sweeper.
Dewatering	N/A	No dewatering activity involved today.

CONTRACTOR ACTIVITIES

Activity	Adequate BMPs? (Yes/No)	Comments
Concrete Washout/Waste	N/A	No concrete pouring anticipated for entire project.
Vehicle/Equipment Fueling	N/A	No equipment fueling observed on site.
Vehicle/Equipment Cleaning	N/A	No equipment cleaning observed on site.
Vehicle/Equipment Maintenance	N/A	No vehicle/equipment maintenance observed on site.
Material Storage	N/A	
Spill Prevention/Control	Yes	Spill kit available on site.
Waste Storage/Disposal	Yes	All construction debris were hauled away.

Print Form

SITE-SPECIFIC COMPLIANCE, BMP, POLLUTION PREVENTION PLAN

INSPECTION AND MAINTENANCE REPORT FORM

(TO BE COMPLETED BEFORE COMMENCEMENT OF GRADING OR SITE-WORK AND THEN EVERY TWO WEEKS FROM OCTOBER THROUGH APRIL, OTHERWISE, BI-MONTHLY)

Harbors Division will not allow grading or site-work to commence until the project engineer or qualified project inspector have inspected the construction site to determine if the plans for site-specific compliance, BMPs and pollution prevention are implemented correctly and in the right locations.

Project Title: FY13 1-year Maintenance Pavement Repairs at Matson Termina NGPC No. HI R10C108

Project No.: HC 10522 1:00PM

Contractor: Road Builders Corporation SUNNY

Verified By: _____ Date: 10/30/13

(HDOT Project Inspector/Engineer's Signature)

EROSION CONTROL - SLOPES/EXPOSED AREAS

Location	Date Disturbed	Erosion Control Measure established	Type of Erosion Control used	Acceptable (yes/no)	Comments
N/A					

Notes/Actions:

Final inspection today. Job closed.

To be performed by: _____ on or before: _____

SEDIMENT CONTROL

Location	Type of Control (Silt fence, inlet protection, etc.)	Acceptable? (Yes/No)	*Rate Effectiveness of Control	Comments
N/A				

(* Effectiveness Rating: Excellent, Very Good, Good, Fair, Poor)

Notes/Actions:

To be performed by: _____ on or before: _____

STABILIZED CONSTRUCTION ENTRANCE

Location	Type of Stabilization	Acceptable? (Yes/No)	*Effectiveness of method used	Comments
N/A				

(* Effectiveness Rating: Excellent, Very Good, Good, Fair, Poor)

Notes/Actions:

_____

_____

_____

To be performed by: _____ on or before: _____

STRUCTURAL CONTROLS (SEDIMENT BASINS)

(Check for Condition of Basin and Condition of outfall)

Location	Type of Sediment Basin	Acceptable? (Yes/No)	*Effectiveness of Sediment Basin	Comments
N/A				

(* Effectiveness Rating: Excellent, Very Good, Good, Fair, Poor)

Notes/Actions:

_____

_____

_____

To be performed by: _____ on or before: _____

OTHER CONSTRUCTION ACTIVITIES

Activity	Adequate BMPs? (Yes/No)	Comments
Sawcutting	N/A	No sawcutting of the concrete involved in this project.
Dust Control	N/A	No dust created today.
Dewatering	N/A	No dewatering activity involved today.

CONTRACTOR ACTIVITIES

Activity	Adequate BMPs? (Yes/No)	Comments
Concrete Washout/Waste	N/A	No concrete pouring observed today.
Vehicle/Equipment Fueling	N/A	No equipment fueling observed on site.
Vehicle/Equipment Cleaning	N/A	No equipment cleaning observed on site.
Vehicle/Equipment Maintenance	N/A	No vehicle/equipment maintenance observed on site.
Material Storage	N/A	
Spill Prevention/Control	N/A	
Waste Storage/Disposal	Yes	All construction debris were hauled away.

APPENDIX U
CONSTRUCTION BMP INSPECTION CHECKLIST

This page intentionally left blank.

Construction Site Best Management Practices Inspection Checklist

Date of Inspection:		**Project Title:**							
Contractor:		**Project Job No.:**					**NGPC No.:**		
Inspector:		**SSCBMP Updated and Onsite:** ☐ Yes ☐ No					**Photographs Attached:** ☐ Yes ☐ No		
Weather:			**Control Device(s)**		**Require Maintenance**				
AC: Adequate **C**ontainment **ACoC: A**dequate **C**over **o**r **C**ontainment		**N/A**	**Yes**	**No**	**Yes**	**No**	**Description of Any Deficiency**	**Date Corrective Actions Taken**	**Notes**
1.	Stabilized Construction Ingress/Egress?	☐	☐	☐	☐	☐			
	Vehicular Tracking	☐	☐	☐	☐	☐			
2.	Erosion Control Device(s) - Slopes/Exposed Area	☐	☐	☐	☐	☐			
	Sediment Control (Silt fence, Perimeter sock)	☐	☐	☐	☐	☐			
	Storm Drain Inlet Protection (Fabric filter, Witch's hat)	☐	☐	☐	☐	☐			
3.	Dust Control/Suppressant - Sawcutting/Demolition	☐	☐	☐	☐	☐			
	Concrete Washout Area (AC)	☐	☐	☐	☐	☐			
4.	Vehicle/Equipment Maintenance Area (ACoC)	☐	☐	☐	☐	☐			
	Vehicle/Equipment Clearing Area (AC)	☐	☐	☐	☐	☐			
	Vehicle/Equipment Fueling Area (AC)	☐	☐	☐	☐	☐			
	Vehicle/Equipment Storage Area (AC)	☐	☐	☐	☐	☐			
5.	Construction Material Storage Area (ACoC)	☐	☐	☐	☐	☐			
	Stockpiles of Aggregate (ACoC)	☐	☐	☐	☐	☐			
6.	Flammable/Fuel Storage Area (ACoC)	☐	☐	☐	☐	☐			
	Hazardous Material Storage (ACoC)	☐	☐	☐	☐	☐			
	Waste Storage Area (ACoC)	☐	☐	☐	☐	☐			
7.	Good Housekeeping Practices (Is project generally free of litter, sediment, etc.?)	☐	☐	☐	☐	☐			
8.	Spill Prevention/Control - Spill Kit	☐	☐	☐	☐	☐			

Major Site Activites (please check any if applicable):

☐ Demolition ☐ Paving ☐ Excavation ☐ Hauling Materials ☐ Concrete Pouring ☐ Other, please specify:

If any of the item listed below checked "Yes", please provide detailed information under Additional Notes.

A. Is contaminated soil present? ☐ Yes ☐ No **B.** Is sediment basin(s) present? ☐ Yes ☐ No

C. Is any illicit discharge present? ☐ Yes ☐ No

D. Dewatering and/or Hydrotesting - Is this project in compliance with all NPDES storm water permitting requirements? ☐ Yes ☐ No ☐ N/A

PROTECT OUR WATER MĀLAMA I KA WAI

Verified By (HDOT Project Inspector/Engineer's Signature) **Date**

Additional Notes:

A. Management of Contaminated Soil:

B. Control and Maintenance Related to Sediment Basin(s):

C. Evidence of Discharge of Pollutant(s) to State Receiving Waters:

D. Summary of Dewatering and/or Hydrotesting Activity (please list permit numbers and verify compliance):

E.

F.

G.

H.

Remarks: This checklist is to be completed before commencement of grading or site-work and then every two weeks from October through April, otherwise, bimonthly. Harbors Division will not allow grading or construction work to commence until the project engineer or qualified project inspector have inspected the construction site to determine if the plans for site-specific compliance. BMPs and pollution prevention are implemented correctly and in the right locations.

State of Hawaii
Department of Transportation
Harbors Division

APPENDIX V
HARBORS CONSTRUCTION TRAINING

This page intentionally left blank.



STORM WATER MANAGEMENT

CONSTRUCTION PROGRAM OVERVIEW

MĀLAMA I KE KAI – PROTECT OUR OCEAN WATER

Hawaii Department of Transportation – Harbors Division

AGENDA

2

- Regulatory Background
- Goals and Objectives
- Plan Review and Approval
- Proper installation and maintenance of BMPs
- Inspection Program and Enforcement Requirements
- Discussion Including Site Inventory
- Quiz/Survey

REGULATORY BACKGROUND - FEDERAL

3

- Clean Water Act (40 CFR 100-149)
  - 1972 Clean Water Act– Swimmable, Fishable
  - 1987 Amendements – NPDES (National Pollution Discharge Elimination System) regulations
- Effluent Limitation Guidelines and Standards for the Construction and Development Point Source Category (40 CFR 450)
- NPDES – Environmental Protection Agency Regulatory Authority
  - Phase I issued in 1990 – Individual Permit
    - Industrial Facilities
    - Construction Sites > 5 acres
    - Medium and Large Municiple Separate Storm Sewer System (MS4)
  - Phase II issued in 1999 – General Permit
    - Small MS4
    - Construction Sites > 1 acre < 5 acres
- MS4 – conveyance that is owned by a state, city, town, village, or other public entity that discharges to waters of the U.S.; designed or used to collect or convey stormwater; and not combined with sewer.

REGULATORY BACKGROUND - HAWAII

4

- NPDES regulatory authority is issued to Hawaii Department of Health by the EPA
- Hawaii Administrative Rules (HAR)
  - Title 11Chapter 55 (11-55)
    - Water Pollution Control
  - **Appendix C**
    - **Storm Water Associated with Construction Activity**
  - Appendix K
    - NPDES General Permit Authorizing Discharges of Storm Water and Certain Non-Storm Discharges from Small MS4s
- Harbors Division – Notice of General Permit Coverage (NGPC)
  - HI 03KB482 – Honolulu Small MS4 – Issued May 2003
  - HI 03KB488 – KBPH Small MS4 – Issued May 2003

TRAINING GOALS

5

- Two Program Documents
  - Construction Sites (temp. BMPs)
  - Post-Construction BMPs (permanent)
- Permitting Requirements
- BMP Technical Standards
- Inspection Procedures
- HDOT-Harbors' Enforcement Response Plan



CONSTRUCTION SITE RUNOFF CONTROL

6

- The purpose is to prevent construction projects from polluting storm water during and after construction
- The program includes
  - Plan Review
  - Site Inspections
  - Enforcement
  - Reporting
  - Educational Outreach

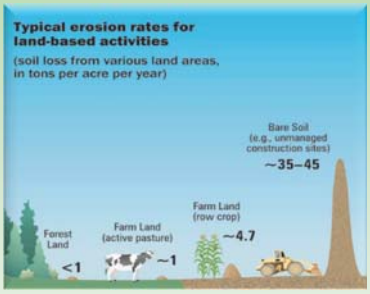

EROSION DUE TO WATER

7

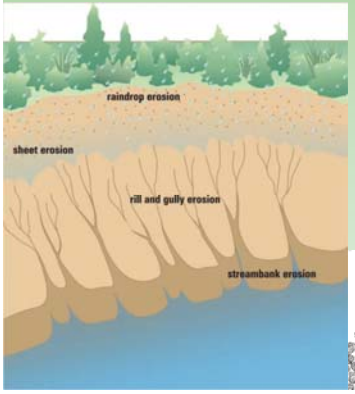

- Water Erosion
  - Raindrop
  - Sheet
  - Rill
  - Gully
  - Stream bank
  - Coastal





EROSION DUE TO WIND

8

- Wind Erosion
  - Deflation
  - Abrasion
  - Saltation (50-70%)
  - Suspension (30-40%)
  - Surface Creep (5-25%)

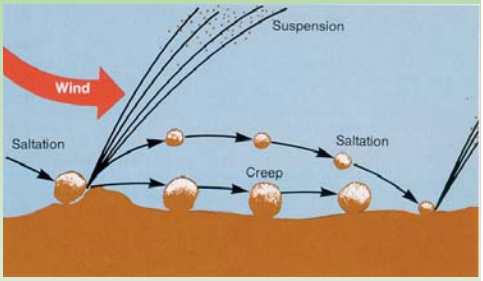

EROSION DUE TO GRAVITY

9

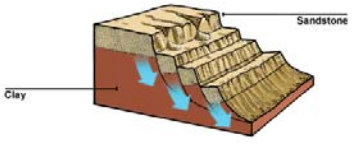

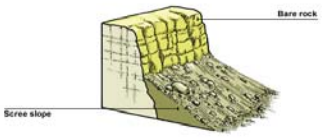

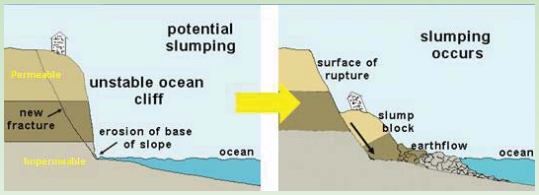

COMMON CONSTRUCTION POLLUTANTS

10

CONSTRUCTION ACTIVITY	COMMON POLLUTANTS						
	Sediment	Nutrients	Trace Metals	Pesticides	Oil, Grease, Fuels	Other Toxic Chemicals	Miscellaneous Waste
Construction Practices							
Dewatering Operations	♦			♦	♦	♦	
Water Diversion / Encroachment	♦	♦					♦
Paving Operations	♦			♦	♦	♦	♦
Structure Construction / Paving	♦	♦	♦	♦	♦	♦	♦
Material Management							
Material Delivery and Storage	♦	♦	♦	♦	♦	♦	
Material Use	♦	♦	♦	♦	♦	♦	♦
Waste Management							
Solid Waste	♦	♦	♦	♦	♦	♦	♦
Liquid Waste	♦	♦	♦	♦	♦	♦	♦
Hazardous Waste			♦	♦	♦	♦	
Contaminated Spills		♦	♦	♦	♦	♦	
Concrete Waste	♦						♦
Sanitary/Septic Waste	♦	♦	♦			♦	♦
Vehicle/Equipment Cleaning	♦	♦	♦		♦	♦	
Vehicle/Equipment Fueling					♦		
Vehicle/Equipment Maintenance			♦		♦	♦	♦

What types of construction projects are there?

11

HDOT Harbors Projects
- Managed by Division Personnel

Tenant Improvement Projects
- Managed by Authorized Entity

→ Construction Site Runoff Control Program

It Starts with Contract Requirements

12

- Specification Article:
  - Temporary Water Pollution, Dust and Erosion Control
  - Effective 2011
- Included for all Harbors Projects
- 14 Items Including:
  - Heavy Equipment, Hazardous Materials, Stockpiles
  - Erosion Control, Dust Control, Tracking at Entrances
  - Hazardous Waste, Concrete Waste, Housekeeping
  - Spill Kits, Covered Waste Bins
  - Cleanup

SUMMARY OF ACTIONS

13

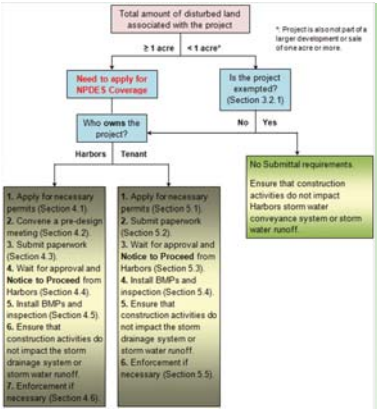

- NPDES Projects ≥1 acre
  - Pre-design meeting
  - Checklist w/ each design submittal
  - Inspections
- Certain Projects <1 acre
  - Sketch
  - Notification
- HAR-EE database

TYPICAL NON-NPDES PROJECTS

14

- CONSTRUCTION ACTIVITIES THAT **DO NOT DISTURB LAND:**
  - Interior Remodeling (with no outside exposure of construction materials or construction waste to storm water)
- ROUTINE MAINTENANCE (Maintains original line and grade, hydraulic capacity, or original purpose of facility)
  - Landscaping
  - Road Maintenance
  - Maintaining Storm Water BMPs
  - Emergency Construction Activities Required To Immediately Protect Public Health And Safety

SMALL <1 ACRE PROJECTS THAT ARE EXEMPT FROM FORMAL REVIEW & CONSTRUCTION SITE BMP INSPECTIONS

15

- Minor land disturbance activities performed by a property owner or employee on a single lot (such as minor landscaping activities). Activities must disturb **no more than 10 cubic yards or ¼ acre.**
- Post and pole Installation (**less than 2 cubic yards excavation** at any one project location).
- Utility Repair Work (**less than 2 cubic yards excav** project location).
- Parking lot and driveway **repair.**
- Special maintenance work involving completely cover **work.**
- Special maintenance work **completely over or within waters of the United States** and subject to other regulatory requirements.
- **Emergency repair** projects addressing public health and safety.



SPECIAL PERMITS

16

- **SECTION 404 PERMIT** of the Clean Water Act of 1977 requires approval prior to discharging dredged or fill material into the waters of the United States. The issuing authority is the USACE.
- **SECTION 9 PERMIT** of the Rivers and Harbors Act of 1899 requires approval prior to the construction of any dam or dike across any navigable water of the United States from Congress and the USACE. Additionally, prior approval is required for the construction of bridges and causeways by the USCG.
- **SECTION 10 PERMIT** of the Rivers and Harbors Act of 1899 requires that any work within a navigable water of the United States that affects the course, location, condition, or physical capacity of the water shall have prior approval from the USACE. This includes dredging and excavation, artificial reefs, and the construction of pier, ramps, floats, or pipeline.
- **NATIONWIDE PERMIT 33** to authorize temporary structures, work, and discharges necessary for construction activities; access fills; or dewatering of construction sites. The issuing authority is the USACE. A pre-construction notification must also be presented in addition to the permit application.
- **CWA SECTION 401** states that any applicant for federal license or permit to any activity, including construction, which may result in any discharge into navigable waters, shall provide a certification from the State that the discharge will not violate water quality standards (401 Water Quality Cert).

HARBORS PROJECT
APPLY FOR NECESSARY PERMITS

17

HDOH NPDES Form C is submitted to Harbors for review and comment

PM or CM transmit to HAR-EE for concurrent review

All comments must be addressed

Submit NPDES permit application to HDOH CWB with Form C

HDOH Clean Water Branch NPDES

18

- Construction site operators must get an HDOH NPDES permit when a construction activity results in the disturbance of **greater or equal to 1 acre** (includes base yard)
- The form must be submitted at least **180 calendar days prior to construction**
- The **e-permitting** portal **Individual Permit** application needs to be completed and **$1000 filing fee** submitted
- General Permit expected to be received by HDOH at some point. Use e-permitting and filing fee is $500.

http://hawaii.gov/health/environmental/water/cleanwater/forms/genl-index.html

FOR HARBORS PROJECTS DISTURBING ≥1 ACRE (Design Review)

19

- **Harbors PM to submit these at each phase of design:**

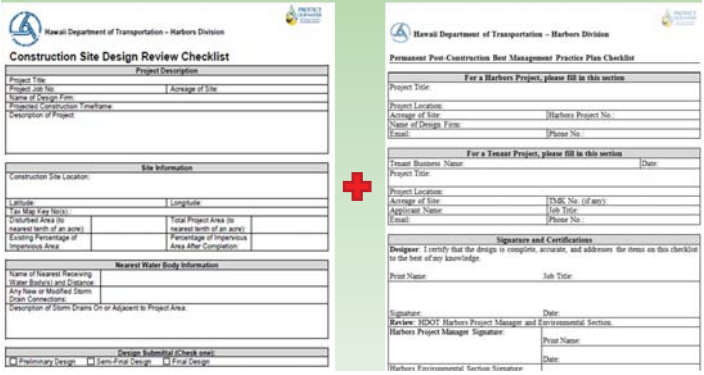
Hawaii Department of Transportation – Harbors Division

Construction Site Design Review Checklist

Project Description

Site Information

Nearest Water Body Information

Design Submittal (Check one):

Hawaii Department of Transportation – Harbors Division

Permanent Post-Construction Best Management Practice Plan Checklist

For a Harbors Project, please fill in this section

For a Tenant Project, please fill in this section

Signature and Certifications

FOR TENANT PROJECTS DISTURBING ≥1 ACRE

20

- **Tenant submits these with each design submittal phase**

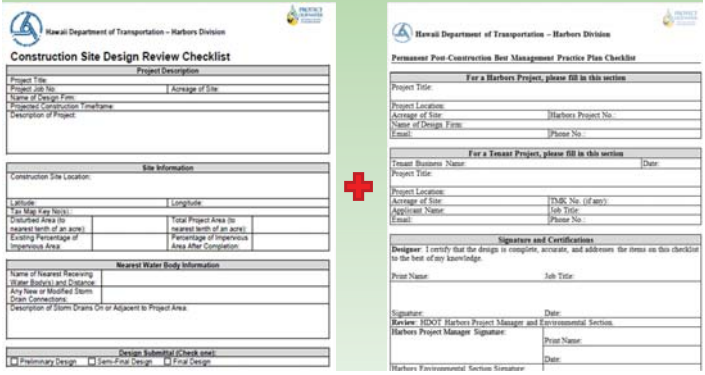
Hawaii Department of Transportation – Harbors Division

Construction Site Design Review Checklist

Project Description

Site Information

Nearest Water Body Information

Design Submittal (Check one):

Hawaii Department of Transportation – Harbors Division

Permanent Post-Construction Best Management Practice Plan Checklist

For a Harbors Project, please fill in this section

For a Tenant Project, please fill in this section

Signature and Certifications

TENANT PROJECTS DISTURBING <1 ACRE (NON-EXEMPT)

21

- Sketched plan
  - Site location
  - Boundary of site
  - Sediment control measures
  - Topographic map
- A narrative description of the storm water management and sediment control plan to be used during land disturbing activities.
  - General description of topographic and soil conditions
  - General description of adjacent property
  - Existing structures, buildings, and other fixed improvements on surrounding properties


Hawaii Department of Transportation – Harbors Division

Notification Form for Project Sites Disturbing Less Than One Acre

(Not Part of a Larger Common Plan of Development)

Project Description

Site Information

Project Information

Tenant

Engineering/Design Company

Construction Contractor

CONTRACTORS TO USE THESE GUIDELINES FOR BMP PLAN

22


CITY AND COUNTY OF HONOLULU

STORM WATER BEST MANAGEMENT PRACTICE MANUAL

CONSTRUCTION

FINAL

November 2011

By:

City and County of Honolulu

Department of Environmental Services

Kapolei, Hawaii


RULES RELATING TO SOIL EROSION STANDARDS AND GUIDELINES

April 1999

Department of Planning and Permitting

City and County of Honolulu

Honolulu, Hawaii

INFORMATION REQUIRED FOR HAR-EE CONSTRUCTION DATABASE BEFORE PROJECT ADVERTISED

23

- Notification Form for Projects <1 acre and Sketch Plan, if applicable
- Project location information
- Project schedule
- Completed Design Review Checklist and Post-Construction BMP Checklist
- Completed permit applications for Harbors projects
- Construction Site BMPs and Post-Construction BMPs plan sheets
- Contact information to allow the reviewer to obtain additional information if necessary

After Bid Opening

24

1. Contractor submits BMP Plan
2. HAR-EE Review/Comment/Approval
3. CM issues NTP with these conditions:
   - Install BMPs within ## days
   - BMP inspection before work starts
4. BMP Inspections commence
   - Biweekly October – March
   - Bimonthly April – September
   - 24 hours after ≥0.5”/day rainfall (contractor)

INFORMATION REQUIRED FOR HAR-EE CONSTRUCTION DATABASE, TENANT PROJECTS

25

- Notification Form for Projects <1 acre and Sketch Plan, if applicable
- Project location information;
- Project schedule;
- Completed Construction Design Review Checklist and Post-Construction BMP Checklist;
- Completed proof of permits;
- Site-Specific BMPs and Post-Construction BMPs design plans;
- Contact information to allow the reviewer to obtain additional information if necessary.

EPA Guidance on BMP Plan Review

26

- *"A key aspect of construction site runoff control programs is the review of site plans to ensure they include adequate BMPs to **protect water quality**."*
- *"Stormwater site plans must be reviewed by municipal staff to ensure they address local requirements and **protect water quality**."*
- *"Facilitation of a successful program to review stormwater site plans will provide the municipali with the ability to ensure th **ater quali jectiv** osion and sediment control re are adequately cons*

MĀLAMA I KE KAI

Reference: http://cfpub.epa.gov/npdes/stormwater/menuofbmps/index.cfm?action=factsheet_ iew=specific&bmp=3

EPA Guidance on BMP Plan Review

27

- *"One particularly effective way of addressing General Permit coverage is by using a **construction project tracking system** and requiring the construction site operator to submit proof of Notice of Intent (NOI) submittal to the state or EPA before approving a project."*
- *"At a minimum, the municipalities should **make sure that project applicants are aware** of the need to apply for General Permit coverage for projects disturbing greater than one acre."*

Reference: http://cfpub.epa.gov/npdes/stormwater/menuofbmps/index.cfm?action=factsheet_results&view=specific&bmp=123

10 Elements of an Effective Stormwater Site Plan

28

- Minimize Clearing and Grading
- Protect Waterways
- Phase Construction to Limit Soil Exposure
- Immediately Stabilize Exposed Soils
- Protect Steep Slopes and Cuts
- Install Perimeter Controls to Filter Sediments
- Employ Advanced Sediment Settling Controls
- Certify and Train Contractors on Stormwater Site Plan Implementation
- Control Waste at the Construction Site
- Inspect and Maintain BMPs

http://cfpub.epa.gov/npdes/stormwater/menuofbmps/index.cfm?action=browse&Rbutton=detail&bmp=116&minmeasure=4

Construction BMPs – Management Practice

Stabilized Construction Entrance

29 Source: Caltrans, 2003











BMP Design
- Design to match existing grades.
- Site-specific design may consist of gravel; tread wash; sand bags.

BMP Lay-out
- Minimize points of site access.
- Install at construction point of ingress/egress.
- Adequate width to safely permit traffic load.

BMP Maintenance
- Sweep (daily).
- Rake or replace, as needed.

Construction BMPs – Management Practice

Concrete Washout Areas

30







Source: EPA, 2008

BMP Design
- Can be made of bermed areas, lined pond areas, or constructed.
- Should be located at least 50' or more away from storm drain inlets, open ditches or waterbodies.
- Surrounds and approaches should specify gravel to cover uncovered areas.

BMP Lay-out
- washout pits and vinyl or metal washout containers, should be placed in locations that provide convenient access to concrete trucks, preferably
- traffic load.

BMP Maintenance
- Inspected daily and after storm events for leaks, tears, overflows, etc...
- Vacuum liquid to waste tank or vactor truck for treatment when at 75% of capacity.
- Can allow to evaporate if weather permits.

Images obtained from: http://www.epa.gov/npdes/pubs/concretewashout.pdf

Construction BMPs – Erosion Control

Hydro-seeding

31

BMP Design
- Only install if sufficient time for vegetation to be established (e.g., long term projects or at project completion).
- Combine with other erosion controls (geotextiles, mulching) and perimeter controls (silt fences, sand bags).

BMP Lay-out
- Apply to disturbed areas requiring temporary protection until permanent stabilization is established.
- Do not place on walkways, lined drainage channels, existing vegetation.

BMP Maintenance
- Seed must be established before accepting this type of BMP.
- May require irrigation during dry season.



Construction BMPs – Erosion Control

Mulching

32

BMP Design
- May consist of organic materials, straw, wood chips, bark, and other wood fibers.

BMP Lay-out
- Apply mulch as temporary groundcover for germinating vegetation (potential soil amendment benefit).
- Do not place on walkways, lined drainage channels, existing vegetation.

BMP Maintenance
- Inspect for degradation and erosion. Reapply BMP, as needed.
- May introduce foreign seed/weeds.
- Material may be limited during rainy season.



EPA Manual



Construction BMPs – Erosion Control

Check Dams; Gravel/Sand Bag Barriers

33

BMP Design/Installation
- Do not install parallel to flow direction.
- Multiple types of systems, in series may provide optimal protection.
- Install gravel/sand bags end to end.
- Stack gravel/sand bags along a level contour.

BMP Lay-out
- Install along site perimeter, around stockpiles, downslope of exposed areas, toe of hillside, etc.
- Reduces flow velocity & allows sedimentation.

Check Dam Maintenance
- Inspect for collapsed dams before/after storms. Re-stack, enlarge, or reinforce, as needed.

Gravel/Sand Bag Maintenance
- Inspect for broken or shifted sand bags before/after storms. Move & Replace, as needed.



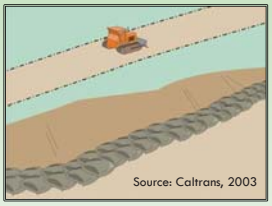

Construction BMPs – Erosion Control

Chemical Stabilization

34

BMP Design
- Apply chemical stabilizers where vegetation will not become established (hillsides)
- Apply where other BMPs are not effective.
- Combine with silt fences, sand bags and other perimeter (sediment) controls.

BMP Maintenance
- Inspect for erosion. Reapply BMP, as needed.
- Chemical stabilization may create impervious areas.

EPA Manual



Construction BMPs – Erosion Control

Geotextiles; Erosion Control Matting

35

BMP Design & Installation
- Textile/mat must be in contact with soil to prevent erosion.
- Textile/mat must be securely anchored in place.
- See manufacturer specifications for anchoring criteria and overlap lengths.
- Strength determine by material type and weave.

BMP Lay-out
- May be a temporary control until vegetation established or permanent erosion control.
- Use on drainage ditches, channels, streams, & steep hillsides where vegetation has been removed.

BMP Maintenance
- Inspect for anchoring, rips, tears, and disintegration (sunlight). Replace, as needed.



EPA Manual

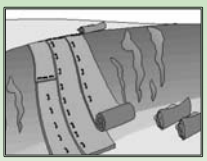

Source: Caltrans, 2003

Construction BMPs – Sediment Control

Silt Fence

36

BMP Lay-out
- Treatment through sedimentation.
- May be used to protect vegetated buffers.
- Do not use in place of a fence!
- Place where water may safely pond (i.e. toe of slopes).
- Place above the high water level of adjacent waterbodies.
- Avoid using long sections of silt fence.

BMP Installation
- Install parallel to contours not perpendicular
- Attach silt fence fabric to posts.
- Install posts on downhill side of the fabric.
- Install bottom of fabric in 6-inch trench. Backfill & tamp in place.

BMP Maintenance
- Inspect monthly and as needed after rain events.
- Collected material is very wet, removal difficult.
- A new row of silt fence may be installed below an old layer of full silt fence.
- On small jobs, redundant BMPs are necessary.



EPA Manual



Delaware DOT



EPA Manual

Post Construction Site Runoff Control

37

- The purpose is to prevent development from polluting stormwater after construction
- "All projects will be required to have Post-Construction BMPs unless it is determined by the Harbors PM and the Environmental Section that these are not feasible for the project"
- Projects that result in a land disturbance of one acre or more subject to the program

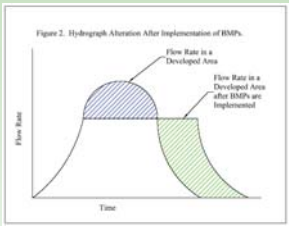

Post Construction Site Runoff Control Exemptions

38

- Projects disturbing less than one contiguous acre of land.
- Projects that are linear utilities.
- Projects that do not discharge to any water of the United States.

EPA Guidance on Post-Construction BMPs

39

- Staff must be familiar with the stormwater standards, site design techniques, and BMPs to ensure projects meet all applicable requirements and effectively control stormwater volume, velocity, and pollutants.
- Various designs and uses.
- Primarily used for LID (infiltration) and when treatment is required.
- Review plans with respect to flow direction, capacity, and design storm.
- Calculations should be specified to determine treatment volumes (e.g., they should be sufficient for the area treated).
- Design details should be included as opposed to just type indicated.
- Maintenance schedules should be specified.

Reference: http://cfpub.epa.gov/npdes/stormwater/menuofbmps/index.cfm?action=factsheet_results&view=specific&bmp=123

6 Steps for Post-Construction BMP Evaluations

40

1. Check assessment of site and watershed conditions;
2. Make sure hydrologic conditions of concern are identified;
3. Verify pollutants of concern are evaluated;
4. Candidate BMPs have been identified;
5. BMP size and capacity are specified; and
6. Verify a plan for BMP maintenance.


Hawaii Department of Transportation – Harbors Division

Permanent Post-Construction Best Management Practice Plan Checklist

CHECK ASSESSMENT OF SITE AND WATERSHED CONDITIONS

41

- Site Information
  - Historic Features
  - Existing Features
  - Planned Features
  - Drainage Patterns
  - Discharge Locations
- Vicinity Information
  - Major Roadways
  - Geographic Features or Landmarks
  - Area Surrounding the Site
  - General Topography
  - Area Drainage
- Watershed or Drainage Area Information
  - Receiving Waters
  - Watershed Drainage



MAKE SURE HYDROLOGIC CONDITIONS OF CONCERN ARE IDENTIFIED

42

- Field reconnaissance to observe downstream conditions;
- Computed rainfall and runoff characteristics
  - peak flow rate
  - flow velocity
  - runoff volume
  - time of concentration
  - retention volume
- Establishment of site design, source control and treatment control measures to be incorporated and maintained to address downstream conditions of concern.

VERIFY POLLUTANTS OF CONCERN ARE EVALUATED

43

- Receiving water quality
- Land use type of the development project and pollutants associated with that land use type
- Pollutants expected to be present on site
- Changes in storm water discharge flow rates, velocities, durations, and volumes resulting from the development project
- Sensitivity of receiving waters to changes in storm water discharge flow rates, velocities, durations, and volumes

Candidate BMPs:

POLLUTION PREVENTION MEASURES vs. TREATMENT CONTROL BMPS

44

- SOME EXAMPLES OF POLLUTION PREVENTION MEASURES INCLUDE:
  - Providing storm drain stenciling and signage
  - Designing outdoor material storage areas to minimize exposure to stormwater
  - Designing trash storage areas to minimize exposure to stormwater
  - Using efficient irrigation systems and landscape design
  - Designing vehicle and equipment wash areas to minimize discharges to the storm drain
  - Designing fueling areas to prevent spills and exposure to stormwater
  - Regularly scheduled inspections, cleaning and sweeping as a BMP
- TREATMENT CONTROLS CAN FALL INTO SEVERAL CATEGORIES:
  - Biofilters
  - Detention basins
  - Infiltration basins
  - Wet ponds or wetlands
  - Drainage inserts
  - Filtration
  - Hydrodynamic separation devices

Candidate BMPs:

PERMANENT POST-CONSTRUCTION BMP FIELD MANUAL

45



Appendix A

Permanent Post-Construction Best Management Practices Field Manual



TABLE OF CONTENTS

SOIL STABILIZATION
PC1 PRESERVATION OF EXISTING VEGETATION 1
PC2 PERMANENT SEEDING AND PLANTING 4
PC3 MULCHING 5
PC4 GEOTEXTILES, MATS, AND EROSION CONTROL BLANKETS 7
PC5 VEGETATED BUFFER STRIPS AND CHANNELS 9
STORM WATER FLOW CONTROL
PC6 EARTH DIKES, DRAINAGE SWALES, AND LINED DITCHES 10
PC7 SLOPE DRAINS AND SUBSURFACE DRAINS 12
PC8 TOP AND TOE OF SLOPE DIVERSION DITCHES/BERMS 13
PC9 OUTLET PROTECTION / VELOCITY DISSIPATION DEVICES 14
PC10 FLARED CULVERT END SECTIONS 15
PC11 SLOPE ROUGHENING / TERRACING / ROUNDING 18
PC12 LEVEL SPREADER 20
STORM WATER TREATMENT CONTROL
PC13 INFILTRATION TRENCH 21
PC14 RETENTION BASIN 23
PC 15 GREEN ROOFS 24
PC 16 GREEN PARKING 25
PC 17 ALTERNATIVE PAVERS 26
PC 18 ALTERNATIVE WETLANDS 27
PC 19 BIORETENTION 28
PC 20 SAND FILTERS 30
PC 22 OIL/GRIT SEPARATOR 34
PC 23 CONTINUOUS DEFLECTIVE SEPARATION (CDS) 35

BMP SIZE AND CAPACITY ARE SPECIFIED

46

- Treatment controls should be designed and sized to control runoff from a specific storm size appropriate for the area.
- Treatment controls should be selected based on their effectiveness in reducing the identified pollutants of concern at the project.
- Discourage selecting BMPs with relatively low removal efficiency for a pollutant when other BMPs with a higher removal efficiency are available.

Reference: http://cfpub.epa.gov/npdes/stormwater/menuofbmps/index.cfm?action=factsheet_results&view=specific&bmp=123

VERIFY A PLAN FOR BMP MAINTENANCE

47

- Mechanisms to assign maintenance responsibility:
  - Covenants
  - Maintenance Agreements
  - Conditional Use Permits
  - Deed Restrictions
  - Leases/Revocable Permits
  - Other Legal Agreements
- O&M Plan should address:
  - BMPs
  - Employee training program and duties
  - Operating schedule
  - Maintenance frequency
  - Routine service schedule
  - Specific maintenance activities
  - Copies of resource agency permits
  - Funding
  - Annual Inspections

Reference: http://cfpub.epa.gov/npdes/stormwater/menuofbmps/index.cfm?action=factsheet_results&view=specific&bmp=123

Post-Construction BMPs – Filtration Type

Catch Basin Insert

48

BMP Design & Installation Considerations

- Small capacity - Manufacturer specification
- Gross Solids & Sediment accumulation
  - *Frequent maintenance to prevent flooding.*
  - *Review manufacturer specification for maintenance.*
- Material & condition of basket
- Treatment boom(s)
  - *Targeted pollutant(s)*
  - *Maintenance requirements*
- Condition (accessibility of) bypass
- Stenciling







Photos by BioClean

Post-Construction – Filtration Type

Downspout Filters for Roof Runoff/Metals Treatment

49

BMP Design & Installation Considerations

- Primarily used for industrial buildings, metal roofs, HVACs, or Cooling Towers.
- Small capacity - Manufacturer specification
- Dissolved metals
  - *Review manufacturer specification for maintenance.*
  - *Filtration media should be specified*
- Condition (accessibility of) bypass
- Stenciling



Source: Cleanway USA



Source: Aquip Downspout

WHAT ARE OTHER POST CONSTRUCTION BMPS

50



EPA WEBSITE LISTED POST CONSTRUCTION BMPS

epa.gov/npdes/stormwater/menuofbmps

51

- Innovative BMPs for Site Plans
  - Alternative Turnarounds
  - Conservation Easements
  - Development Districts
  - Eliminating Curbs and Gutters
  - Green Parking
  - Green Roofs
  - Infrastructure Planning
  - Low Impact Development (LID)
  - Narrower Residential Streets
  - Open Space Design
  - Protection of Natural Features
  - Redevelopment
  - Riparian/Forested Buffer
  - Street Design and Patterns
  - Urban Forestry
- Infiltration
  - Grassed Swales
  - Infiltration Basin
  - Infiltration Trench
  - Permeable Interlocking Concrete Pavement
  - Pervious Concrete Pavement
  - Porous Asphalt Pavement
- Filtration
  - Bioretention (Rain Gardens)
  - Catch Basin Inserts
  - Sand and Organic Filters
  - Vegetated Filter Strip
- Retention/Detention
  - Dry Detention Ponds
  - In-Line Storage
  - On-Lot Treatment
  - Stormwater Wetland
  - Wet Ponds
- Other
  - Alum Injection
  - Manufactured Products for Stormwater Inlets

POST CONSTRUCTION BMP O&M AND INSPECTION DATABASE (EPA MANDATED, TO BE MAINTAINED BY HAR-EE)

52

- Project Name,
- Owner Information,
- Project Location (Harbor, pier number),
- TMK No.
- Latitude/Longitude coordinates,
- Description of project,
- Date of Construction,
- Cost of Construction,
- Municipal Grading or Building Permit Number(s),
- Type and number of post-construction BMPs (including photographs),
- Operation and Maintenance Requirement (including frequency),
- Frequency of Inspections,
- Comments.



Construction Site Inspections

53

- Construction Site Inspections are dictated by *Construction Manual*
- Inspections will occur after approval of plans to ensure that BMPs have been installed and maintained
- Contractor will not be allowed to begin grading or site work until Harbors has documented inspection.
- Inspections will continue throughout the life of the project.
  - Rainy season (Oct-Mar): every two weeks
  - Dry Season (Apr-Sept): every two months

Enforcement Actions

54

Regulatory Mechanisms

- Hawaii Administrative Rules (HAR)
- Hawaii Revised Statutes (HRS)
- Tenant Leases/Revocable Permits / Construction contracts
- 40 CFR - Clean Water Act & NPDES
- Other Applicable State & Federal Regulations

Penalties for Lack of Compliance (dependant on severity of violation and type of project [tenant/Harbors])

- **Verbal Warnings**
- **Written Notices**
- Citation with Monetary Fines
- **Stop Work Orders**
- Abatement by Harbors Division with Reimbursement by the Responsible Party
- Lease or RP Termination (Tenant)
- **Referral to HDOH or Other Appropriate Regulatory Agency**

Discussion

55

- Construction Program Questions
- Specific BMP Questions
- Current Construction Site Inventory Discussion
- Design Review for Post-Construction
- Submittal Process for Post-Construction Review
- Post-Construction Tracking and Documentation
- Long Term Operations and Maintenance Transfer



YOU MUST COMPLETE THE QUIZ/SURVEY TO GET CREDIT FOR ATTENDING

MĀLAMA I KE KAI – PROTECT OUR OCEAN WATER

Hawaii Department of Transportation – Harbors Division

Weston Solutions, Inc
Suite 2301
841 Bishop Street
Honolulu, HI 96813
808-275-2900
Fax: 808-585-7378

HDOT HARBORS
STORMWATER MANAGEMENT
CONSTRUCTION PROGRAM OVERVIEW
JUNE 6, 2013

SIGN-IN SHEET

PRINT NAME	SIGNATURE	Email / Office Code
MARK AMBLER - Weston		mark.ambler@westonsolutions.com
RANDAL UEDNG		HAR-EE
WADE TAKAMOTO		-ED
Nami Wong		HAR-ESP
Randall Kurashige		HAR - ESP
Ry- m	R	" "
JIM GALARIADA		HAR-EE
SHARILYN IKADA		HAR ESP
Neil Asato		HAR-EC
RANDY HIRAKI		HAR-ED
Steve Dalo		HAR - EP
Bert Toba		HAR-ESP
Richard Yoneda		-EC
Lauren Young		- Ec
ARNOLD FURUMOTO		-EM
CARTER LUKE		-C
DALE ANDRES		-PM

STORMWATER MANAGEMENT
CONSTRUCTION PROGRAM OVERVIEW QUIZ

Instructions: Please complete this quiz and submit to a Harbors Environmental Section Representative

NAME: SHARILYN IKEDA **DATE:** 6/6/13
Please Print

1. Which type of project(s) require(s) Harbors PM to submit a ***Construction Site Design Review Checklist*** and a ***Permanent Post-Construction Best Management Practice Plan Checklist*** during each design submittal phase
   (a.) Harbors projects disturbing ≥1 acre
   b. Small <1 acre projects including parking lot and driveway repair
   c. Tenant projects <1 acre
   d. All of the above

2. Which of the following projects is exempt from a formal stormwater review?
   a. Harbors construction of a road >1 acre on a previously undeveloped area
   b. New pipeline installed in a trench totaling 0.75 acres requiring 500 cy of excavation
   c. A tenant project to clear and pave 2 acres of undeveloped land for a new parking lot
   (d.) Replacement of floor tile inside a >1 acre building

3. (True) or False (circle one): A sketch plan is required for non-exempt tenant projects disturbing <1 acre.

4. Who maintains the Harbors construction and post-construction database?
   a. DOT Deputy Director of Projects
   (b.) HAR-EE
   c. HAR-OM
   d. HAR-PM

5. A new container yard is being constructed and you are tasked with reviewing the post-construction design plan. Which of the following post-construction BMPs are appropriate:
   a. Trench drain filters throughout the facility with O&M for sediment accumulation required twice per year.
   b. A continuous deflective separation (CDS) unit in the drainage area outside of the maintenance bay.
   c. All building downspouts drain to surface vegetation or subsurface infiltration.
   (d.) Any combination of the above may be appropriate as long as proper justification is confirmed and documented and the ***Post-Construction BMP Plan Checklist*** is completed.

6. The DOT Harbors stormwater message or motto is:
   a. MĀLAMA I KA WAI OLA
   b. MĀLAMA I KA WAI
   (c.) MĀLAMA I KE KAI
   d. Nothing but rain down the drain

7. Which of these is an illicit discharge?
   a. Air conditioner condensate running through pipes into the Harbor.
   b. Sprinklers over-spraying onto the road.
   (c.) Sediment being carried by rain off of a construction site.
   d. Concrete washout performed over a containment system.

STORMWATER MANAGEMENT
CONSTRUCTION PROGRAM OVERVIEW QUIZ

Instructions: Please complete this quiz and submit to a Harbors Environmental Section Representative

NAME: VINCE TAKAMOTO **DATE:** 6/6/13
Please Print

1. Which type of project(s) require(s) Harbors PM to submit a ***Construction Site Design Review Checklist*** and a ***Permanent Post-Construction Best Management Practice Plan Checklist*** during each design submittal phase
   (a.) Harbors projects disturbing ≥1 acre
   b. Small <1 acre projects including parking lot and driveway repair
   c. Tenant projects <1 acre
   d. All of the above

2. Which of the following projects is exempt from a formal stormwater review?
   a. Harbors construction of a road >1 acre on a previously undeveloped area
   b. New pipeline installed in a trench totaling 0.75 acres requiring 500 cy of excavation
   c. A tenant project to clear and pave 2 acres of undeveloped land for a new parking lot
   (d.) Replacement of floor tile inside a >1 acre building

3. (True) or False (circle one): A sketch plan is required for non-exempt tenant projects disturbing <1 acre.

4. Who maintains the Harbors construction and post-construction database?
   a. DOT Deputy Director of Projects
   (b.) HAR-EE
   c. HAR-OM
   d. HAR-PM

5. A new container yard is being constructed and you are tasked with reviewing the post-construction design plan. Which of the following post-construction BMPs are appropriate:
   a. Trench drain filters throughout the facility with O&M for sediment accumulation required twice per year.
   b. A continuous deflective separation (CDS) unit in the drainage area outside of the maintenance bay.
   c. All building downspouts drain to surface vegetation or subsurface infiltration.
   (d.) Any combination of the above may be appropriate as long as proper justification is confirmed and documented and the ***Post-Construction BMP Plan Checklist*** is completed.

6. The DOT Harbors stormwater message or motto is:
   a. MĀLAMA I KA WAI OLA
   b. MĀLAMA I KA WAI
   (c.) MĀLAMA I KE KAI
   d. Nothing but rain down the drain

7. Which of these is an illicit discharge?
   a. Air conditioner condensate running through pipes into the Harbor.
   b. Sprinklers over-spraying onto the road.
   (c.) Sediment being carried by rain off of a construction site.
   d. Concrete washout performed over a containment system.

Version 06052013

STORMWATER MANAGEMENT
CONSTRUCTION PROGRAM OVERVIEW QUIZ

Instructions: Please complete this quiz and submit to a Harbors Environmental Section Representative

NAME: Neil Asato **DATE:** 6/6/2013
Please Print

1. Which type of project(s) require(s) Harbors PM to submit a ***Construction Site Design Review Checklist*** and a ***Permanent Post-Construction Best Management Practice Plan Checklist*** during each design submittal phase
   a. Harbors projects disturbing ≥1 acre
   b. Small <1 acre projects including parking lot and driveway repair
   c. Tenant projects <1 acre
   d. All of the above

2. Which of the following projects is exempt from a formal stormwater review?
   a. Harbors construction of a road >1 acre on a previously undeveloped area
   b. New pipeline installed in a trench totaling 0.75 acres requiring 500 cy of excavation
   c. A tenant project to clear and pave 2 acres of undeveloped land for a new parking lot
   d. Replacement of floor tile inside a >1 acre building

3. **True or False (circle one):** A sketch plan is required for non-exempt tenant projects disturbing <1 acre.

4. Who maintains the Harbors construction and post-construction database?
   a. DOT Deputy Director of Projects
   b. HAR-EE
   c. HAR-OM
   d. HAR-PM

5. A new container yard is being constructed and you are tasked with reviewing the post-construction design plan. Which of the following post-construction BMPs are appropriate:
   a. Trench drain filters throughout the facility with O&M for sediment accumulation required twice per year.
   b. A continuous deflective separation (CDS) unit in the drainage area outside of the maintenance bay.
   c. All building downspouts drain to surface vegetation or subsurface infiltration.
   d. Any combination of the above may be appropriate as long as proper justification is confirmed and documented and the ***Post-Construction BMP Plan Checklist*** is completed.

6. The DOT Harbors stormwater message or motto is:
   a. MĀLAMA I KA WAI OLA
   b. MĀLAMA I KA WAI
   c. MĀLAMA I KE KAI
   d. Nothing but rain down the drain

7. Which of these is an illicit discharge?
   a. Air conditioner condensate running through pipes into the Harbor.
   b. Sprinklers over-spraying onto the road.
   c. Sediment being carried by rain off of a construction site.
   d. Concrete washout performed over a containment system.

STORMWATER MANAGEMENT
CONSTRUCTION PROGRAM OVERVIEW QUIZ

Instructions: Please complete this quiz and submit to a Harbors Environmental Section Representative

NAME: RANDAL UENO **DATE:** 6/6/13
Please Print

1. Which type of project(s) require(s) Harbors PM to submit a ***Construction Site Design Review Checklist*** and a ***Permanent Post-Construction Best Management Practice Plan Checklist*** during each design submittal phase
   a. Harbors projects disturbing ≥1 acre
   b. Small <1 acre projects including parking lot and driveway repair
   c. Tenant projects <1 acre
   d. All of the above

2. Which of the following projects is exempt from a formal stormwater review?
   a. Harbors construction of a road >1 acre on a previously undeveloped area
   b. New pipeline installed in a trench totaling 0.75 acres requiring 500 cy of excavation
   c. A tenant project to clear and pave 2 acres of undeveloped land for a new parking lot
   d. Replacement of floor tile inside a >1 acre building

3. **True or False (circle one):** A sketch plan is required for non-exempt tenant projects disturbing <1 acre.

4. Who maintains the Harbors construction and post-construction database?
   a. DOT Deputy Director of Projects
   b. HAR-EE
   c. HAR-OM
   d. HAR-PM

5. A new container yard is being constructed and you are tasked with reviewing the post-construction design plan. Which of the following post-construction BMPs are appropriate:
   a. Trench drain filters throughout the facility with O&M for sediment accumulation required twice per year.
   b. A continuous deflective separation (CDS) unit in the drainage area outside of the maintenance bay.
   c. All building downspouts drain to surface vegetation or subsurface infiltration.
   d. Any combination of the above may be appropriate as long as proper justification is confirmed and documented and the ***Post-Construction BMP Plan Checklist*** is completed.

6. The DOT Harbors stormwater message or motto is:
   a. MĀLAMA I KA WAI OLA
   b. MĀLAMA I KA WAI
   c. MĀLAMA I KE KAI
   d. Nothing but rain down the drain

7. Which of these is an illicit discharge?
   a. Air conditioner condensate running through pipes into the Harbor.
   b. Sprinklers over-spraying onto the road.
   c. Sediment being carried by rain off of a construction site.
   d. Concrete washout performed over a containment system.

Version 06052013

STORMWATER MANAGEMENT
CONSTRUCTION PROGRAM OVERVIEW QUIZ

Instructions: Please complete this quiz and submit to a Harbors Environmental Section Representative

NAME: Carter Luke **DATE:** 6/6/13
Please Print

1. Which type of project(s) require(s) Harbors PM to submit a ***Construction Site Design Review Checklist*** and a ***Permanent Post-Construction Best Management Practice Plan Checklist*** during each design submittal phase
   a. Harbors projects disturbing ≥1 acre
   b. Small <1 acre projects including parking lot and driveway repair
   c. Tenant projects <1 acre
   d. All of the above

2. Which of the following projects is exempt from a formal stormwater review?
   a. Harbors construction of a road >1 acre on a previously undeveloped area
   b. New pipeline installed in a trench totaling 0.75 acres requiring 500 cy of excavation
   c. A tenant project to clear and pave 2 acres of undeveloped land for a new parking lot
   d. Replacement of floor tile inside a >1 acre building

3. True or False (circle one): A sketch plan is required for non-exempt tenant projects disturbing <1 acre.

4. Who maintains the Harbors construction and post-construction database?
   a. DOT Deputy Director of Projects
   b. HAR-EE
   c. HAR-OM
   d. HAR-PM

5. A new container yard is being constructed and you are tasked with reviewing the post-construction design plan. Which of the following post-construction BMPs are appropriate:
   a. Trench drain filters throughout the facility with O&M for sediment accumulation required twice per year.
   b. A continuous deflective separation (CDS) unit in the drainage area outside of the maintenance bay.
   c. All building downspouts drain to surface vegetation or subsurface infiltration.
   d. Any combination of the above may be appropriate as long as proper justification is confirmed and documented and the ***Post-Construction BMP Plan Checklist*** is completed.

6. The DOT Harbors stormwater message or motto is:
   a. MĀLAMA I KA WAI OLA
   b. MĀLAMA I KA WAI
   c. MĀLAMA I KE KAI
   d. Nothing but rain down the drain

7. Which of these is an illicit discharge?
   a. Air conditioner condensate running through pipes into the Harbor.
   b. Sprinklers over-spraying onto the road.
   c. Sediment being carried by rain off of a construction site.
   d. Concrete washout performed over a containment system.

STORMWATER MANAGEMENT
CONSTRUCTION PROGRAM OVERVIEW QUIZ

Instructions: Please complete this quiz and submit to a Harbors Environmental Section Representative

NAME: Lauren Young **DATE:** 6/6/13
Please Print

1. Which type of project(s) require(s) Harbors PM to submit a ***Construction Site Design Review Checklist*** and a ***Permanent Post-Construction Best Management Practice Plan Checklist*** during each design submittal phase
   a. Harbors projects disturbing ≥1 acre
   b. Small <1 acre projects including parking lot and driveway repair
   c. Tenant projects <1 acre
   d. All of the above

2. Which of the following projects is exempt from a formal stormwater review?
   a. Harbors construction of a road >1 acre on a previously undeveloped area
   b. New pipeline installed in a trench totaling 0.75 acres requiring 500 cy of excavation
   c. A tenant project to clear and pave 2 acres of undeveloped land for a new parking lot
   d. Replacement of floor tile inside a >1 acre building

3. True or False (circle one): A sketch plan is required for non-exempt tenant projects disturbing <1 acre.

4. Who maintains the Harbors construction and post-construction database?
   a. DOT Deputy Director of Projects
   b. HAR-EE
   c. HAR-OM
   d. HAR-PM

5. A new container yard is being constructed and you are tasked with reviewing the post-construction design plan. Which of the following post-construction BMPs are appropriate:
   a. Trench drain filters throughout the facility with O&M for sediment accumulation required twice per year.
   b. A continuous deflective separation (CDS) unit in the drainage area outside of the maintenance bay.
   c. All building downspouts drain to surface vegetation or subsurface infiltration.
   d. Any combination of the above may be appropriate as long as proper justification is confirmed and documented and the ***Post-Construction BMP Plan Checklist*** is completed.

6. The DOT Harbors stormwater message or motto is:
   a. MĀLAMA I KA WAI OLA
   b. MĀLAMA I KA WAI
   c. MĀLAMA I KE KAI
   d. Nothing but rain down the drain

7. Which of these is an illicit discharge?
   a. Air conditioner condensate running through pipes into the Harbor.
   b. Sprinklers over-spraying onto the road.
   c. Sediment being carried by rain off of a construction site.
   d. Concrete washout performed over a containment system.

Version 06052013

STORMWATER MANAGEMENT
CONSTRUCTION PROGRAM OVERVIEW QUIZ

Instructions: Please complete this quiz and submit to a Harbors Environmental Section Representative

NAME: Richard Yoneda **DATE:** 06/06/13
Please Print

1. Which type of project(s) require(s) Harbors PM to submit a ***Construction Site Design Review Checklist*** and a ***Permanent Post-Construction Best Management Practice Plan Checklist*** during each design submittal phase
   a. Harbors projects disturbing ≥1 acre
   b. Small <1 acre projects including parking lot and driveway repair
   c. Tenant projects <1 acre
   d. All of the above

2. Which of the following projects is exempt from a formal stormwater review?
   a. Harbors construction of a road >1 acre on a previously undeveloped area
   b. New pipeline installed in a trench totaling 0.75 acres requiring 500 cy of excavation
   c. A tenant project to clear and pave 2 acres of undeveloped land for a new parking lot
   d. Replacement of floor tile inside a >1 acre building

3. **True or False (circle one):** A sketch plan is required for non-exempt tenant projects disturbing <1 acre.

4. Who maintains the Harbors construction and post-construction database?
   a. DOT Deputy Director of Projects
   b. HAR-EE
   c. HAR-OM
   d. HAR-PM

5. A new container yard is being constructed and you are tasked with reviewing the post-construction design plan. Which of the following post-construction BMPs are appropriate:
   a. Trench drain filters throughout the facility with O&M for sediment accumulation required twice per year.
   b. A continuous deflective separation (CDS) unit in the drainage area outside of the maintenance bay.
   c. All building downspouts drain to surface vegetation or subsurface infiltration.
   d. Any combination of the above may be appropriate as long as proper justification is confirmed and documented and the ***Post-Construction BMP Plan Checklist*** is completed.

6. The DOT Harbors stormwater message or motto is:
   a. MĀLAMA I KA WAI OLA
   b. MĀLAMA I KA WAI
   c. MĀLAMA I KE KAI
   d. Nothing but rain down the drain

7. Which of these is an illicit discharge?
   a. Air conditioner condensate running through pipes into the Harbor.
   b. Sprinklers over-spraying onto the road.
   c. Sediment being carried by rain off of a construction site.
   d. Concrete washout performed over a containment system.

STORMWATER MANAGEMENT
CONSTRUCTION PROGRAM OVERVIEW QUIZ

Instructions: Please complete this quiz and submit to a Harbors Environmental Section Representative

NAME: Randall Kurashige **DATE:** June 6, 2013
Please Print

1. Which type of project(s) require(s) Harbors PM to submit a ***Construction Site Design Review Checklist*** and a ***Permanent Post-Construction Best Management Practice Plan Checklist*** during each design submittal phase
   a. Harbors projects disturbing ≥1 acre
   b. Small <1 acre projects including parking lot and driveway repair
   c. Tenant projects <1 acre
   d. All of the above

2. Which of the following projects is exempt from a formal stormwater review?
   a. Harbors construction of a road >1 acre on a previously undeveloped area
   b. New pipeline installed in a trench totaling 0.75 acres requiring 500 cy of excavation
   c. A tenant project to clear and pave 2 acres of undeveloped land for a new parking lot
   d. Replacement of floor tile inside a >1 acre building

3. **True or False (circle one):** A sketch plan is required for non-exempt tenant projects disturbing <1 acre.

4. Who maintains the Harbors construction and post-construction database?
   a. DOT Deputy Director of Projects
   b. HAR-EE
   c. HAR-OM
   d. HAR-PM

5. A new container yard is being constructed and you are tasked with reviewing the post-construction design plan. Which of the following post-construction BMPs are appropriate:
   a. Trench drain filters throughout the facility with O&M for sediment accumulation required twice per year.
   b. A continuous deflective separation (CDS) unit in the drainage area outside of the maintenance bay.
   c. All building downspouts drain to surface vegetation or subsurface infiltration.
   d. Any combination of the above may be appropriate as long as proper justification is confirmed and documented and the ***Post-Construction BMP Plan Checklist*** is completed.

6. The DOT Harbors stormwater message or motto is:
   a. MĀLAMA I KA WAI OLA
   b. MĀLAMA I KA WAI
   c. MĀLAMA I KE KAI
   d. Nothing but rain down the drain

7. Which of these is an illicit discharge?
   a. Air conditioner condensate running through pipes into the Harbor.
   b. Sprinklers over-spraying onto the road.
   c. Sediment being carried by rain off of a construction site.
   d. Concrete washout performed over a containment system.

Version 06052013

STORMWATER MANAGEMENT
CONSTRUCTION PROGRAM OVERVIEW QUIZ

Instructions: Please complete this quiz and submit to a Harbors Environmental Section Representative

NAME: Nami Wong **DATE:** 6/6/13
Please Print

1. Which type of project(s) require(s) Harbors PM to submit a ***Construction Site Design Review Checklist*** and a ***Permanent Post-Construction Best Management Practice Plan Checklist*** during each design submittal phase
   a. Harbors projects disturbing ≥1 acre
   b. Small <1 acre projects including parking lot and driveway repair
   c. Tenant projects <1 acre
   d. All of the above

2. Which of the following projects is exempt from a formal stormwater review?
   a. Harbors construction of a road >1 acre on a previously undeveloped area
   b. New pipeline installed in a trench totaling 0.75 acres requiring 500 cy of excavation
   c. A tenant project to clear and pave 2 acres of undeveloped land for a new parking lot
   d. Replacement of floor tile inside a >1 acre building

3. **True or False (circle one):** A sketch plan is required for non-exempt tenant projects disturbing <1 acre.

4. Who maintains the Harbors construction and post-construction database?
   a. DOT Deputy Director of Projects
   b. HAR-EE
   c. HAR-OM
   d. HAR-PM

5. A new container yard is being constructed and you are tasked with reviewing the post-construction design plan. Which of the following post-construction BMPs are appropriate:
   a. Trench drain filters throughout the facility with O&M for sediment accumulation required twice per year.
   b. A continuous deflective separation (CDS) unit in the drainage area outside of the maintenance bay.
   c. All building downspouts drain to surface vegetation or subsurface infiltration.
   d. Any combination of the above may be appropriate as long as proper justification is confirmed and documented and the ***Post-Construction BMP Plan Checklist*** is completed.

6. The DOT Harbors stormwater message or motto is:
   a. MĀLAMA I KA WAI OLA
   b. MĀLAMA I KA WAI
   c. MĀLAMA I KE KAI
   d. Nothing but rain down the drain

7. Which of these is an illicit discharge?
   a. Air conditioner condensate running through pipes into the Harbor.
   b. Sprinklers over-spraying onto the road.
   c. Sediment being carried by rain off of a construction site.
   d. Concrete washout performed over a containment system.

STORMWATER MANAGEMENT
CONSTRUCTION PROGRAM OVERVIEW QUIZ

Instructions: Please complete this quiz and submit to a Harbors Environmental Section Representative

NAME: Ryan Morita **DATE:** 6/6/13
Please Print

1. Which type of project(s) require(s) Harbors PM to submit a ***Construction Site Design Review Checklist*** and a ***Permanent Post-Construction Best Management Practice Plan Checklist*** during each design submittal phase
   a. Harbors projects disturbing ≥1 acre
   b. Small <1 acre projects including parking lot and driveway repair
   c. Tenant projects <1 acre
   d. All of the above

2. Which of the following projects is exempt from a formal stormwater review?
   a. Harbors construction of a road >1 acre on a previously undeveloped area
   b. New pipeline installed in a trench totaling 0.75 acres requiring 500 cy of excavation
   c. A tenant project to clear and pave 2 acres of undeveloped land for a new parking lot
   d. Replacement of floor tile inside a >1 acre building

3. **True or False (circle one):** A sketch plan is required for non-exempt tenant projects disturbing <1 acre.

4. Who maintains the Harbors construction and post-construction database?
   a. DOT Deputy Director of Projects
   b. HAR-EE
   c. HAR-OM
   d. HAR-PM

5. A new container yard is being constructed and you are tasked with reviewing the post-construction design plan. Which of the following post-construction BMPs are appropriate:
   a. Trench drain filters throughout the facility with O&M for sediment accumulation required twice per year.
   b. A continuous deflective separation (CDS) unit in the drainage area outside of the maintenance bay.
   c. All building downspouts drain to surface vegetation or subsurface infiltration.
   d. Any combination of the above may be appropriate as long as proper justification is confirmed and documented and the ***Post-Construction BMP Plan Checklist*** is completed.

6. The DOT Harbors stormwater message or motto is:
   a. MĀLAMA I KA WAI OLA
   b. MĀLAMA I KA WAI
   c. MĀLAMA I KE KAI
   d. Nothing but rain down the drain

7. Which of these is an illicit discharge?
   a. Air conditioner condensate running through pipes into the Harbor.
   b. Sprinklers over-spraying onto the road.
   c. Sediment being carried by rain off of a construction site.
   d. Concrete washout performed over a containment system.

Version 06052013

STORMWATER MANAGEMENT
CONSTRUCTION PROGRAM OVERVIEW QUIZ

Instructions: Please complete this quiz and submit to a Harbors Environmental Section Representative

NAME: STEVE DALE **DATE:** JUNE 6, 2013
Please Print

1. Which type of project(s) require(s) Harbors PM to submit a ***Construction Site Design Review Checklist*** and a ***Permanent Post-Construction Best Management Practice Plan Checklist*** during each design submittal phase
   a. Harbors projects disturbing ≥1 acre
   b. Small <1 acre projects including parking lot and driveway repair
   c. Tenant projects <1 acre
   d. All of the above

2. Which of the following projects is exempt from a formal stormwater review?
   a. Harbors construction of a road >1 acre on a previously undeveloped area
   b. New pipeline installed in a trench totaling 0.75 acres requiring 500 cy of excavation
   c. A tenant project to clear and pave 2 acres of undeveloped land for a new parking lot
   d. Replacement of floor tile inside a >1 acre building

3. **True or False (circle one):** A sketch plan is required for non-exempt tenant projects disturbing <1 acre.

4. Who maintains the Harbors construction and post-construction database?
   a. DOT Deputy Director of Projects
   b. HAR-EE
   c. HAR-OM
   d. HAR-PM

5. A new container yard is being constructed and you are tasked with reviewing the post-construction design plan. Which of the following post-construction BMPs are appropriate:
   a. Trench drain filters throughout the facility with O&M for sediment accumulation required twice per year.
   b. A continuous deflective separation (CDS) unit in the drainage area outside of the maintenance bay.
   c. All building downspouts drain to surface vegetation or subsurface infiltration.
   d. Any combination of the above may be appropriate as long as proper justification is confirmed and documented and the ***Post-Construction BMP Plan Checklist*** is completed.

6. The DOT Harbors stormwater message or motto is:
   a. MĀLAMA I KA WAI OLA
   b. MĀLAMA I KA WAI
   c. MĀLAMA I KE KAI
   d. Nothing but rain down the drain

7. Which of these is an illicit discharge?
   a. Air conditioner condensate running through pipes into the Harbor.
   b. Sprinklers over-spraying onto the road.
   c. Sediment being carried by rain off of a construction site.
   d. Concrete washout performed over a containment system.

STORMWATER MANAGEMENT
CONSTRUCTION PROGRAM OVERVIEW QUIZ

Instructions: Please complete this quiz and submit to a Harbors Environmental Section Representative

NAME: RANDY HIRAKI **DATE:** 6/6/13
Please Print

1. Which type of project(s) require(s) Harbors PM to submit a ***Construction Site Design Review Checklist*** and a ***Permanent Post-Construction Best Management Practice Plan Checklist*** during each design submittal phase
   a. Harbors projects disturbing ≥1 acre
   b. Small <1 acre projects including parking lot and driveway repair
   c. Tenant projects <1 acre
   d. All of the above

2. Which of the following projects is exempt from a formal stormwater review?
   a. Harbors construction of a road >1 acre on a previously undeveloped area
   b. New pipeline installed in a trench totaling 0.75 acres requiring 500 cy of excavation
   c. A tenant project to clear and pave 2 acres of undeveloped land for a new parking lot
   d. Replacement of floor tile inside a >1 acre building

3. **True or False (circle one):** A sketch plan is required for non-exempt tenant projects disturbing <1 acre.

4. Who maintains the Harbors construction and post-construction database?
   a. DOT Deputy Director of Projects
   b. HAR-EE
   c. HAR-OM
   d. HAR-PM

5. A new container yard is being constructed and you are tasked with reviewing the post-construction design plan. Which of the following post-construction BMPs are appropriate:
   a. Trench drain filters throughout the facility with O&M for sediment accumulation required twice per year.
   b. A continuous deflective separation (CDS) unit in the drainage area outside of the maintenance bay.
   c. All building downspouts drain to surface vegetation or subsurface infiltration.
   d. Any combination of the above may be appropriate as long as proper justification is confirmed and documented and the ***Post-Construction BMP Plan Checklist*** is completed.

6. The DOT Harbors stormwater message or motto is:
   a. MĀLAMA I KA WAI OLA
   b. MĀLAMA I KA WAI
   c. MĀLAMA I KE KAI
   d. Nothing but rain down the drain

7. Which of these is an illicit discharge?
   a. Air conditioner condensate running through pipes into the Harbor.
   b. Sprinklers over-spraying onto the road.
   c. Sediment being carried by rain off of a construction site.
   d. Concrete washout performed over a containment system.

Version 06052013

STORMWATER MANAGEMENT
CONSTRUCTION PROGRAM OVERVIEW QUIZ

Instructions: Please complete this quiz and submit to a Harbors Environmental Section Representative

NAME: JIM GALARIADA **DATE:** 6 JUNE 13
Please Print

1. Which type of project(s) require(s) Harbors PM to submit a ***Construction Site Design Review Checklist*** and a ***Permanent Post-Construction Best Management Practice Plan Checklist*** during each design submittal phase
   a. Harbors projects disturbing ≥1 acre
   b. Small <1 acre projects including parking lot and driveway repair
   c. Tenant projects <1 acre
   d. All of the above

2. Which of the following projects is exempt from a formal stormwater review?
   a. Harbors construction of a road >1 acre on a previously undeveloped area
   b. New pipeline installed in a trench totaling 0.75 acres requiring 500 cy of excavation
   c. A tenant project to clear and pave 2 acres of undeveloped land for a new parking lot
   d. Replacement of floor tile inside a >1 acre building

3. **True or False (circle one):** A sketch plan is required for non-exempt tenant projects disturbing <1 acre.

4. Who maintains the Harbors construction and post-construction database?
   a. DOT Deputy Director of Projects
   b. HAR-EE
   c. HAR-OM
   d. HAR-PM

5. A new container yard is being constructed and you are tasked with reviewing the post-construction design plan. Which of the following post-construction BMPs are appropriate:
   a. Trench drain filters throughout the facility with O&M for sediment accumulation required twice per year.
   b. A continuous deflective separation (CDS) unit in the drainage area outside of the maintenance bay.
   c. All building downspouts drain to surface vegetation or subsurface infiltration.
   d. Any combination of the above may be appropriate as long as proper justification is confirmed and documented and the ***Post-Construction BMP Plan Checklist*** is completed.

6. The DOT Harbors stormwater message or motto is:
   a. MĀLAMA I KA WAI OLA
   b. MĀLAMA I KA WAI
   c. MĀLAMA I KE KAI
   d. Nothing but rain down the drain

7. Which of these is an illicit discharge?
   a. Air conditioner condensate running through pipes into the Harbor.
   b. Sprinklers over-spraying onto the road.
   c. Sediment being carried by rain off of a construction site.
   d. Concrete washout performed over a containment system.

STORMWATER MANAGEMENT
CONSTRUCTION PROGRAM OVERVIEW QUIZ

Instructions: Please complete this quiz and submit to a Harbors Environmental Section Representative

NAME: DALE ANDRES **DATE:** 6/6/13
Please Print

1. Which type of project(s) require(s) Harbors PM to submit a ***Construction Site Design Review Checklist*** and a ***Permanent Post-Construction Best Management Practice Plan Checklist*** during each design submittal phase
   a. Harbors projects disturbing ≥1 acre
   b. Small <1 acre projects including parking lot and driveway repair
   c. Tenant projects <1 acre
   d. All of the above

2. Which of the following projects is exempt from a formal stormwater review?
   a. Harbors construction of a road >1 acre on a previously undeveloped area
   b. New pipeline installed in a trench totaling 0.75 acres requiring 500 cy of excavation
   c. A tenant project to clear and pave 2 acres of undeveloped land for a new parking lot
   d. Replacement of floor tile inside a >1 acre building

3. **True or False (circle one):** A sketch plan is required for non-exempt tenant projects disturbing <1 acre.

4. Who maintains the Harbors construction and post-construction database?
   a. DOT Deputy Director of Projects
   b. HAR-EE
   c. HAR-OM
   d. HAR-PM

5. A new container yard is being constructed and you are tasked with reviewing the post-construction design plan. Which of the following post-construction BMPs are appropriate:
   a. Trench drain filters throughout the facility with O&M for sediment accumulation required twice per year.
   b. A continuous deflective separation (CDS) unit in the drainage area outside of the maintenance bay.
   c. All building downspouts drain to surface vegetation or subsurface infiltration.
   d. Any combination of the above may be appropriate as long as proper justification is confirmed and documented and the ***Post-Construction BMP Plan Checklist*** is completed.

6. The DOT Harbors stormwater message or motto is:
   a. MĀLAMA I KA WAI OLA
   b. MĀLAMA I KA WAI
   c. MĀLAMA I KE KAI
   d. Nothing but rain down the drain

7. Which of these is an illicit discharge?
   a. Air conditioner condensate running through pipes into the Harbor.
   b. Sprinklers over-spraying onto the road.
   c. Sediment being carried by rain off of a construction site.
   d. Concrete washout performed over a containment system.

Version 06052013

STORMWATER MANAGEMENT
CONSTRUCTION PROGRAM OVERVIEW QUIZ

Instructions: Please complete this quiz and submit to a Harbors Environmental Section Representative

NAME: Arnold Fukumoto **DATE:** 6/6/13
Please Print

1. Which type of project(s) require(s) Harbors PM to submit a ***Construction Site Design Review Checklist*** and a ***Permanent Post-Construction Best Management Practice Plan Checklist*** during each design submittal phase
   a. Harbors projects disturbing ≥1 acre
   b. Small <1 acre projects including parking lot and driveway repair
   c. Tenant projects <1 acre
   d. All of the above

2. Which of the following projects is exempt from a formal stormwater review?
   a. Harbors construction of a road >1 acre on a previously undeveloped area
   b. New pipeline installed in a trench totaling 0.75 acres requiring 500 cy of excavation
   c. A tenant project to clear and pave 2 acres of undeveloped land for a new parking lot
   d. Replacement of floor tile inside a >1 acre building

3. **True or False (circle one):** A sketch plan is required for non-exempt tenant projects disturbing <1 acre.
   T

4. Who maintains the Harbors construction and post-construction database?
   a. DOT Deputy Director of Projects
   b. HAR-EE
   c. HAR-OM
   d. HAR-PM

5. A new container yard is being constructed and you are tasked with reviewing the post-construction design plan. Which of the following post-construction BMPs are appropriate:
   a. Trench drain filters throughout the facility with O&M for sediment accumulation required twice per year.
   b. A continuous deflective separation (CDS) unit in the drainage area outside of the maintenance bay.
   c. All building downspouts drain to surface vegetation or subsurface infiltration.
   d. Any combination of the above may be appropriate as long as proper justification is confirmed and documented and the ***Post-Construction BMP Plan Checklist*** is completed.

6. The DOT Harbors stormwater message or motto is:
   a. MĀLAMA I KA WAI OLA
   b. MĀLAMA I KA WAI
   c. MĀLAMA I KE KAI
   d. Nothing but rain down the drain

7. Which of these is an illicit discharge?
   a. Air conditioner condensate running through pipes into the Harbor.
   b. Sprinklers over-spraying onto the road.
   c. Sediment being carried by rain off of a construction site.
   d. Concrete washout performed over a containment system.

STORMWATER MANAGEMENT
CONSTRUCTION PROGRAM OVERVIEW QUIZ

Instructions: Please complete this quiz and submit to a Harbors Environmental Section Representative

NAME: MARK AMBLER **DATE:** 6/6/2013
Please Print

1. Which type of project(s) require(s) Harbors PM to submit a ***Construction Site Design Review Checklist*** and a ***Permanent Post-Construction Best Management Practice Plan Checklist*** during each design submittal phase
   a. Harbors projects disturbing ≥1 acre
   b. Small <1 acre projects including parking lot and driveway repair
   c. Tenant projects <1 acre
   d. All of the above

2. Which of the following projects is exempt from a formal stormwater review?
   a. Harbors construction of a road >1 acre on a previously undeveloped area
   b. New pipeline installed in a trench totaling 0.75 acres requiring 500 cy of excavation
   c. A tenant project to clear and pave 2 acres of undeveloped land for a new parking lot
   d. Replacement of floor tile inside a >1 acre building

3. **True or False (circle one):** A sketch plan is required for non-exempt tenant projects disturbing <1 acre.

4. Who maintains the Harbors construction and post-construction database?
   a. DOT Deputy Director of Projects
   b. HAR-EE
   c. HAR-OM
   d. HAR-PM

5. A new container yard is being constructed and you are tasked with reviewing the post-construction design plan. Which of the following post-construction BMPs are appropriate:
   a. Trench drain filters throughout the facility with O&M for sediment accumulation required twice per year.
   b. A continuous deflective separation (CDS) unit in the drainage area outside of the maintenance bay.
   c. All building downspouts drain to surface vegetation or subsurface infiltration.
   d. Any combination of the above may be appropriate as long as proper justification is confirmed and documented and the ***Post-Construction BMP Plan Checklist*** is completed.

6. The DOT Harbors stormwater message or motto is:
   a. MĀLAMA I KA WAI OLA
   b. MĀLAMA I KA WAI
   c. MĀLAMA I KE KAI
   d. Nothing but rain down the drain

7. Which of these is an illicit discharge?
   a. Air conditioner condensate running through pipes into the Harbor.
   b. Sprinklers over-spraying onto the road.
   c. Sediment being carried by rain off of a construction site.
   d. Concrete washout performed over a containment system.

Version 06052013

APPENDIX W
GROUNDS MAINTENANCE SPILL LOGS

This page intentionally left blank.

Appendix A

MONTHLY SPILL LOG JANUARY 2013

Date	Material Spilled	Quantity	Responsible Person(s)	Discharge to Storm Drain or Ocean? (Y/N)	If Yes, Identify Water Body	Describe Clean-up Method, Disposal, and Group and Individuals Involved
1/2/13	PAINT SPILL ON GROUND.	1/4qrt.	unknown	no		TIME-8:01am PIER 36 oil CONTAINMENT.REFUSE CREW CLEANED PAINT SPILL WITH 4 ABSORBENT PADS.

DON KAULEINAMOKU - MAINTENACE AND REPAIR SUPERVISOR II
STATE OF HAWAII/ DEPARTMENT OF TRANSPORTATION / HAR-OCG

Appendix A

MONTHLY SPILL LOG February 2013

Date	Material Spilled	Quantity	Responsible Person(s)	Discharge to Storm Drain or Ocean? (Y/N)	If Yes, Identify Water Body	Describe Clean-up Method, Disposal, and Group and Individuals Involved
2/22/13	HYDRAULIK OIL	15gls	har/ocg street sweeper c-225	no		while sweeping pier 10 shed sweeper(time 7:30am)hydro hose blew.labor crew
						cleaned spill with dust absorbent,pads & degreaser.

DON KAULEINAMOKU - MAINTENACE AND REPAIR SUPERVISOR II
STATE OF HAWAII/ DEPARTMENT OF TRANSPORTATION / HAR-OCG

Appendix A

MONTHLY SPILL LOG

March 2013

Date	Material Spilled	Quantity	Responsible Person(s)	Discharge to Storm Drain or Ocean? (Y/N)	If Yes, Identify Water Body	Describe Clean-up Method, Disposal, and Group and Individuals Involved	
3/4	Oil	2 x 5gal. buckets	unKnown	N		OCG Crew II used a bag of pads, 1½ bags absorbent powder. Bagged and disposed of all soiled materials.	Pier 36 7:22 am
3/4	Oil	2 x 55gal drums	unKnown	N		62 bags, 64 pads 2½ bags absorbent powder. Bagged 5gal buckets exposed to elements put buckets on pads + contained area with dust	Pier 18 8:24 am
3/5	Oil	½ 5gal. bucket	unKnown	N		15 pads. soaked up spill	Pier 36 6:45 am
3/7	Resin	55gal drum	St. Martin Shipowner	N		response assessment	Pier 18 12:30pm
3/11	Oil	1 5gal. bucket	unKnown	N		OCG Crew II used ½ bag absorbent 2 pads cleaned up and put down absorbent to hold excess from flowing.	P-18 containment center

Appendix A

MONTHLY SPILL LOG APRIL 2013

Date	Material Spilled	Quantity	Responsible Person(s)	Discharge to Storm Drain or Ocean? (Y/N)	If Yes, Identify Water Body	Describe Clean-up Method, Disposal, and Group and Individuals Involved

DON KAULEINAMOKU - MAINTENACE AND REPAIR SUPERVISOR II
STATE OF HAWAII/ DEPARTMENT OF TRANSPORTATION / HAR-OCG

Appendix A

MONTHLY SPILL LOG May 2013

Date	Material Spilled	Quantity	Responsible Person(s)	Discharge to Storm Drain or Ocean? (Y/N)	If Yes, Identify Water Body	Describe Clean-up Method, Disposal, and Group and Individuals Involved

DON KAULEINAMOKU - MAINTENACE AND REPAIR SUPERVISOR II
STATE OF HAWAII/ DEPARTMENT OF TRANSPORTATION / HAR-OCG

Appendix A

MONTHLY SPILL LOG JUNE 2013

Date	Material Spilled	Quantity	Responsible Person(s)	Discharge to Storm Drain or Ocean? (Y/N)	If Yes, Identify Water Body	Describe Clean-up Method, Disposal, and Group and Individuals Involved
06/03	Oil	1/2 5gal bucket	unknown	N		OCG ~~staff~~ used 4 pads 1/2 cup powder cleaned up oil spill

DON KAULEINAMOKU - MAINTENACE AND REPAIR SUPERVISOR II
STATE OF HAWAII/ DEPARTMENT OF TRANSPORTATION / HAR-OCG

Appendix A

MONTHLY SPILL LOG July 2013

Date	Material Spilled	Quantity	Responsible Person(s)	Discharge to Storm Drain or Ocean? (Y/N)	If Yes, Identify Water Body	Describe Clean-up Method, Disposal, and Group and Individuals Involved
7/22	Cooking oil	1 pint	unknown	N		4 pads

Appendix A

MONTHLY SPILL LOG July 2013

Date	Material Spilled	Quantity	Responsible Person(s)	Discharge to Storm Drain or Ocean? (Y/N)	If Yes, Identify Water Body	Describe Clean-up Method, Disposal, and Group and Individuals Involved

DON KAULEINAMOKU - MAINTENACE AND REPAIR SUPERVISOR II
STATE OF HAWAII/ DEPARTMENT OF TRANSPORTATION / HAR-OCG

Appendix A

MONTHLY SPILL LOG August 2013

Date	Material Spilled	Quantity	Responsible Person(s)	Discharge to Storm Drain or Ocean? (Y/N)	If Yes, Identify Water Body	Describe Clean-up Method, Disposal, and Group and Individual's Involved

DON KAULEINAMOKU - MAINTENACE AND REPAIR SUPERVISOR II
STATE OF HAWAII/ DEPARTMENT OF TRANSPORTATION / HAR-OCG

Appendix A

MONTHLY SPILL LOG SEPTEMBER 2013

Date	Material Spilled	Quantity	Responsible Person(s)	Discharge to Storm Drain or Ocean? (Y/N)	If Yes, Identify Water Body	Describe Clean-up Method, Disposal, and Group and Individuals Involved

DON KAULEINAMOKU - MAINTENACE AND REPAIR SUPERVISOR II
STATE OF HAWAII/ DEPARTMENT OF TRANSPORTATION / HAR-OCG

Appendix A

MONTHLY SPILL LOG OCTOBER 2013

Date	Material Spilled	Quantity	Responsible Person(s)	Discharge to Storm Drain or Ocean? (Y/N)	If Yes, Identify Water Body	Describe Clean-up Method, Disposal, and Group and Individuals Involved

DON KAULEINAMOKU - MAINTENACE AND REPAIR SUPERVISOR II
STATE OF HAWAII/ DEPARTMENT OF TRANSPORTATION / HAR-OCG

Appendix A

MONTHLY SPILL LOG NOVEMBER 2013

Date	Material Spilled	Quantity	Responsible Person(s)	Discharge to Storm Drain or Ocean? (Y/N)	If Yes, Identify Water Body	Describe Clean-up Method, Disposal, and Group and Individual's Involved

DON KAULEINAMOKU - MAINTENACE AND REPAIR SUPERVISOR II
STATE OF HAWAII/ DEPARTMENT OF TRANSPORTATION / HAR-OCG

Appendix A

MONTHLY SPILL LOG DECEMBER 2013

Date	Material Spilled	Quantity	Responsible Person(s)	Discharge to Storm Drain or Ocean? (Y/N)	If Yes, Identify Water Body	Describe Clean-up Method, Disposal, and Group and Individuals Involved

DON KAULEINAMOKU - MAINTENACE AND REPAIR SUPERVISOR II
STATE OF HAWAII/ DEPARTMENT OF TRANSPORTATION / HAR-OCG

APPENDIX X
STORM DRAIN CLEANING LOGS

This page intentionally left blank.

State of Hawaii

Department of Transportation, Harbors Division

Storm Water Drain Inspection and Monitoring Report, Honolulu Harbor

1/ Map ID				Reference No	Bi-Monthly Inspections						2/ Rain Event		
1/ Location		Type	No.		Date:	Comment	Initial	Date:	Comment	Initial	Date:	Comment	Initial
P	1	B	1		1/17/2013	1	AVS						
P	1	B	2		1/17/2013	1	AVS						
P	1	B	3		1/17/2013	1	AVS						
P	1	B	4		1/17/2013	1	AVS						
P	1	B	5		1/17/2013	1	AVS						
P	1	B	6		1/17/2013	1	AVS						
P	1	B	7		1/17/2013	1	AVS						
P	1	B	8		1/17/2013	1	AVS						
P	1	B	9		1/17/2013	SC-water	AVS						
P	1	B	10		1/17/2013	1	AVS						
P	1	B	11		1/17/2013	1	AVS						
P	1	B	12		1/17/2013	1	AVS						
P	1	B	13		1/17/2013	1	AVS						
P	1	B	14		1/17/2013	1	AVS						
P	1	O	1		1/17/2013	Waterside	AVS						
P	2	B	1		1/17/2013	1	AVS						
P	2	B	2		1/17/2013	2	AVS						
P	2	B	3		1/17/2013	3,SC	AVS						
P	2	B	4		1/17/2013	3,SC	AVS						
P	2	T	1		1/17/2013	2	AVS						
P	2	O	1		1/17/2013	Waterside	AVS						
P	2	O	2		1/17/2013	Waterside	AVS						
P	2	O	3		1/17/2013	Waterside	AVS						
P	2	O	4		1/17/2013	Waterside	AVS						
P	2	O	5		1/17/2013	Waterside	AVS						
P	2	O	6		1/17/2013	Waterside	AVS						

Storm Water Drain Inspections
Monitoring Report

1/ Map ID				Reference No	Bi-Monthly Inspections						2/ Rain Event		
1/ Location		Type	No.		Date:	Comment	Initial	Date:	Comment	Initial	Date:	Comment	Initial
P	2	O	7		1/16/2013	Waterside	AVS						
P	2	O	8		1/16/2013	Waterside	AVS						
P	2	O	9		1/16/2013	Waterside	AVS						
P	2	O	10		1/16/2013	Waterside	AVS						
P	2	O	11		1/16/2013	Waterside	AVS						
P	2	O	12		1/16/2013	Waterside	AVS						
P	2	O	13		1/16/2013	Waterside	AVS						
P	3	O	1										
P	3	O	2										
P	3	O	3										
P	3	O	4										
P	4	O	1										
P	5	B	1										
P	5	B	2										
P	5	B	3										
P	6	O	1										
P	6	O	2										
P	6	O	3										
P	7	O	1										
P	7	O	2										
P	7	O	3										
P	8	O	1		1/16/2013	Waterside	AVS						
P	8	O	2		1/16/2013	Waterside	AVS						
P	8	O	3		1/16/2013	Waterside	AVS						
P	8	O	4		1/16/2013	Waterside	AVS						
P	8	O	5		1/16/2013	Waterside	AVS						
P	8	O	6		1/16/2013	Waterside	AVS						
P	9	O	1		1/16/2013	Waterside	AVS						
P	9	O	2		1/16/2013	Waterside	AVS						
P	9	O	3		1/16/2013	Waterside	AVS						
P	9	O	4		1/16/2013	Waterside	AVS						

Storm Water Drain Inspections
Monitoring Report

1/ Map ID				Reference No	Bi-Monthly Inspections						2/ Rain Event		
1/ Location		Type	No.		Date:	Comment	Initial	Date:	Comment	Initial	Date:	Comment	Initial
P	9	O	5		01/16/13	Waterside	AVS						
P	10	B	1		01/16/13	3,SC	AVS						
P	18	PD	1-4	admin pkg	01/16/13	4,SC	AVS						
P	18	PD	1-4	admin pkg	01/16/13	1	AVS						
P	18	B	3										
P	18	B	4										
P	18	B	5										
P	18	B	6										
P	19	B	1		11/29/12	NC	MG	1/14/2013	NDG IC	BB			
P	19	B	2		11/29/12	NC	MG	1/14/2013	NDG IC	BB			
P	19	B	3		11/29/12	NC	MG	1/14/2013	NDG IC	BB			
P	19	B	4		11/29/12	NC	MG	1/14/2013	NDG IC	BB			
P	19	B	5		11/29/12	NC	MG	1/14/2013	NDG IC	BB			
P	19	B	6		11/29/12	NC	MG	1/14/2013	NDG IC	BB			
P	19	B	7		11/29/12	NC	MG	1/14/2013	NDG IC	BB			
P	19	B	8		11/29/12	NC	MG	1/14/2013	NDG IC	BB			
P	19	B	10		11/29/12	NC	MG	1/14/2013	NDG IC	BB			
P	19	B	11		11/29/12	NC	MG	1/14/2013	NDG IC	BB			
P	19	B	12		11/29/12	NC	MG	1/14/2013	NDG IC	BB			
P	20	B	1		11/29/12	NC		1/14/2013	NDG IC	BB			
P	21	B	1		11/29/12	NC		1/14/2013	NDG IC	BB			
P	21	B	2		11/29/12	NC		1/14/2013	NDG IC	BB			
P	21	B	2		11/29/12	NC		1/14/2013	NDG IC	BB			
P	21	B	3		11/29/12	NC		1/14/2013	NDG IC	BB			
P	21	B	4		11/29/12	NC		1/14/2013	NDG IC	BB			
P	21	B	5		11/29/12	NC		1/14/2013	NDG IC	BB			
P	21	B	6		11/29/12	NC		1/14/2013	NDG IC	BB			
P	21	B	7		11/29/12	NC		1/14/2013	NDG IC	BB			
P	21	B	8		11/29/12	NC		1/14/2013	NDG IC	BB			
P	21	B	9		11/29/12	NC		13-Apr	NDG IC	BB			
p	21	B	10		11/29/12	NC		1/14/2013	NDG IC	BB			

Storm Water Drain Inspections
Monitoring Report

1/ Map ID				Reference No	Bi-Monthly Inspections						2/ Rain Event		
1/ Location		Type	No.		Date:	Comment	Initial	Date:	Comment	Initial	Date:	Comment	Initial
p	21	B	11		11/29/12	NC		1/14/2013	NDG IC	BB			
p	21	B	12		11/29/12	NC		1/14/2013	NDG IC	BB			
p	21	B	13		11/29/12	NC		1/14/2013	NDG IC	BB			
p	21	B	14		11/29/12	NC		1/14/2013	NDG IC	BB			
p	21	B	15		11/29/12	NC		1/14/2013	NDG IC	BB			
p	21	B	16		01/29/12	NC		1/14/2013	NDG IC	BB			
p	21	B	17		11/29/12	NC		1/14/2013	NDG IC	BB			
p	22	B	1		11/29/12	NC		1/14/2013	NDG IC	BB			
p	22	B	2		11/29/12	NC		1/15/2013	NDG IC	BB			
P	22	O	1		11/29/12	NC		1/15/2013	NDG IC	BB			
P	23	O	1		11/29/12	NC		1/15/2013	NDG IC	BB			
P	23	O	2		01/29/12	NC		1/15/2013	NDG IC	BB			
P	23	0	3		11/29/12	NC		1/15/2013	NDG IC	BB			
p	23	B	1		11/29/12	NC		1/15/2013	NDG IC	BB			
p	23	B	2		11/29/12	NC		1/15/2013	IC 4	BB			
p	23	B	3		11/29/12	NC		1/15/2013	SC	BB			
p	23	B	4		11/29/12	NC		1/15/2013	SC	BB			
p	23	B	5		11/29/12	NC		1/15/2013	NDG IC	BB			
p	23	B	6		11/29/12	NC		1/15/2013	NDG IC	BB			
p	23	B	7		11/29/12	NC		1/15/2013	NDG IC	BB			
p	23	B	8		11/29/12	NC		1/15/2013	NDG IC	BB			
p	23	B	9		11/29/12	NC		1/15/2013	NDG IC	BB			
p	24	0	1		11/30/12	NDG1	BL	1/14/2013	SC	BL			
p	24	0	2		11/30/12	NDG1	BL	1/14/2013	SC	BL			
p	24	B	1		11/30/12	NDG1	BL	1/14/2013	SC	BL			
p	24	B	2		11/30/12	NDG1	BL	1/14/2013	NDG IC	BL			
p	24	B	3		11/30/12	NDG1	BL	1/14/2013	NDG IC	BL			
p	24	B	4		11/30/12	NDG1	BL	1/14/2013	NDG IC	BL			
p	24	B	5		11/30/12	NDG1	BL	1/14/2013	NDG IC	BL			
p	24	B	6		11/30/12	NDG1	BL	1/14/2013	NDG IC	BL			
p	24	B	7		11/30/12	NDG1	BL	1/14/2013	NDG IC	BL			

Storm Water Drain Inspections
Monitoring Report

1/ Map ID				Reference No	Bi-Monthly Inspections						2/ Rain Event		
1/ Location		Type	No.		Date:	Comment	Initial	Date:	Comment	Initial	Date:	Comment	Initial
p	24	B	8		11/30/2012	NDG1	BL	1/14/2013	NDG IC	BL			
p	25	0	1		11/30/12	COVD	BL	1/14/2013	SC	BL			
p	25	0	2		11/30/12	COVD	BL	1/14/2013	SC	BL			
p	26	0	1		11/30/12	NDG1	BL	1/14/2013	SC	BL			
p	26	0	2		11/30/12	NDG1	BL	1/14/2013	SC	BL			
p	26	B	1		11/30/12	NDG1	BL	1/14/2013	NDG IC	BL			
p	26	B	2		11/30/12	NDG1	BL	1/14/2013	NDG IC	BL			
p	26	B	3		11/30/2012	NDG1	BL	1/14/2013	NDG IC	BL			
p	26	B	4		11/30/12	NDG1	BL	1/14/2013	SC	BL			
p	26	B	5		11/30/12	NDG1	BL	1/14/2013	NDG IC	BL			
p	27	B	1		11/30/12	NDG1	BL	1/14/2013	NDG IC	BL			
p	27	B	2		11/30/12	NDG1	BL	1/14/2013	NDG IC	BL			
p	28	0	1		11/30/12	NDG1	BL	14-Nov	SC	BL			
P	29	0	1		11/30/12	NDG1	BL	1/14/2013	SC	BL			
P	29	0	2		11/30/2012	NC	BL	1/14/2013	SC	BL			
P	31	B	1		12/06/12	NC	BL	1/15/2013	NDG IC	BL			
P	31	B	2		12/06/12	NDG1	BL	1/15/2013	NDG IC	BL			
P	31	B	3		12/06/12	NDG1	BL	1/15/2013	NDG IC	BL			
P	31	B	4		12/06/12	NDG1	BL	1/15/2013	NDG IC	BL			
P	31	B	5		12/06/12	NDG1	BL	1/15/2013	NDG IC	BL			
P	31	B	6		12/06/12	NDG1	BL	1/15/2013	NDG IC	BL			
P	31	B	7		12/06/12	NDG1	BL	1/15/2013	NDG IC	BL			
P	31	B	8		12/06/12	NDG1	BL	1/15/2013	NDG IC	BL			
P	31	B	9		12/06/12	NDG1	BL	1/15/2013	NDG IC	BL			
P	31	B	10		12/6/2012	NDG1	BL	1/15/2013	NDG IC	BL			
P	31	B	11		12/6/2012	NDG1	BL	1/15/2013	NDG IC	BL			
P	31	B	12		12/6/2012	NDG1	BL	1/15/2013	NDG IC	BL			
P	31	B	13		12/6/2012	NDG1	BL	1/15/2013	NDG IC	BL			
P	31	B	14		12/6/2012	NDG1	BL	1/15/2013	NDG IC	BL			
P	31	B	15		12/6/2012	NDG1	BL	1/15/2013	NDG IC	BL			
P	31	B	16		12/6/2012	NDG1	BL	1/15/2013	NDG IC	BL			
P	31	B	17		12/6/2012	NDG1	BL	1/15/2013	NDG IC	BL			

Storm Water Drain Inspections
Monitoring Report

1/ Map ID				Reference No	Bi-Monthly Inspections						2/ Rain Event		
1/ Location		Type	No.		Date:	Comment	Initial	Date:	Comment	Initial	Date:	Comment	Initial
P	31	B	18		12/6/2012	NDG1	BL	1/16/2013	NDG IC	BL			
P	31	T	1		12/6/2012	NDG1	BL	1/16/2013	IC	BL			
P	31	T	1A		12/6/2012	NDG1	BL	1/16/2013	IC	BL			
P	31	T	2		12/6/2012	NDG1	BL	1/16/2013	IC	BL			
P	31	T	2A		12/6/2012	NDG1	BL	1/16/2013	IC	BL			
P	33	B	1		12/6/2012	NDG1	BL	1/16/2013	NDG IC	BL			
P	33	B	2		12/6/2012	NDG1	BL	1/16/2013	NDG IC	BL			
P	33	B	3		12/6/2012	NDG1	BL	1/16/2013	NDG IC	BL			
P	33	B	4		12/6/2012	NDG1	BL	1/16/2013	NDG IC	BL			
P	33	B	5		12/6/2012	NDG1	BL	1/16/2013	NDG IC	BL			
P	33	B	6		12/6/2012	NDG1	BL	1/16/2013	NDG IC	BL			
P	33	B	7		12/6/2012	NDG1	BL	1/16/2013	NDG IC	BL			
P	33	B	8		12/6/2012	NDG1	BL	1/16/2013	NDG IC	BL			
P	33	B	9		12/6/2012	NDG1	BL	1/16/2013	NDG IC	BL			
P	33	B	10		12/6/2012	NDG1	BL	1/16/2013	NDG IC	BL			
P	33	B	11		12/6/2012	NDG1	BL	1/16/2013	NDG IC	BL			
P	33	B	12		12/6/2012	NDG1	BL	1/16/2013	NDG IC	BL			
P	35	B	1		12/6/2012	NDG1	BL	1/16/2013	NDG IC	BL			
P	35	B	2		12/6/2012	NDG1	BL	1/16/2013	NDG IC	BL			
P	35	B	3		12/6/2012	NDG1	BL	1/16/2013	NDG IC	BL			
P	35	B	4		12/6/2012	NDG1	BL	1/16/2013	NDG IC	BL			
P	35	B	6		12/6/2012	NDG1	BL	1/16/2013	NDG IC	BL			
P	35	B	5		12/6/2012	NDG1	BL	1/16/2013	NDG IC	BL			
P	35	B	6		12/6/2012	NDG1	BL	1/16/2013	NDG IC	BL			
P	35	B	8		12/6/2012	NDG1	BL	1/16/2013	NDG IC	BL			
P	35	B	9		12/6/2012	NDG1	BL	1/16/2013	NDG IC	BL			
P	35	D1-P1	1		12/6/2012	NDG1	BL	1/16/2013	NDG IC	BL			
P	35	D1-P2	2		12/6/2012	NDG1	BL	1/16/2013	NDG IC	BL			
P	35	D1LD1	3		12/6/2012	NDG1	BL	1/16/2013	NDG IC	BL			
P	35	D1LD2	4		12/6/2012	NDG1	BL	1/16/2013	NDG IC	BL			
P	35	D1LD3	6		12/6/2012	NDG1	BL	1/16/2013	NDG IC	BL			

Storm Water Drain Inspections
Monitoring Report

1/ Map ID				Reference No	Bi-Monthly Inspections						2/ Rain Event		
1/ Location		Type	No.		Date:	Comment	Initial	Date:	Comment	Initial	Date:	Comment	Initial
P	35	D1LD4	5		12/6/2012	NDG1	BL	1/16/2013	NDG IC	BL			
P	35	D1LD5	6		12/6/2012	NDG1	BL	1/16/2013	NDG IC	BL			
P	35	D1AG1	8		12/6/2012	NDG1	BL	1/16/2013	NDG IC	BL			
P	35	D1AG2	5		12/6/2012	NDG1	BL	1/16/2013	NDG IC	BL			
P	35	D1-1	6		12/6/2012	NDG1	BL	1/16/2013	NDG IC	BL			
P	38	D1B1	1										
P	38	D1C1	2										
P	38	D1C2	3										
P	38	TD 8	4										
P	38	TD1	6										
P	38	TD2A	5										
P	38	TD2B	6										
P	38	TD2C	8										
P	38	TD3	9										
P	41	B	1		11/28/2012	NC	MG	1/16/2013	NC	BB			
P	41	B	2		11/28/2012	NC		1/16/2013	NC	BB			
P	41	B	3		11/28/2012	NC		1/16/2013	NC	BB			
P	41	B	4		11/28/2012	NC		1/16/2013	NC	BB			
P	41	B	5		11/28/2012	NC		1/16/2013	NC	BB			
P	41	B	6		11/28/2012	NC		1/16/2013	NC	BB			
P	41	B	7		11/28/2012	NC		1/16/2013	NC	BB			
P	41	B	8		11/28/2012	NC		1/16/2013	NC	BB			
P	41	B	9		11/28/2012	NC		1/16/2013	NC	BB			
P	41	B	10		11/28/2012	NC		1/16/2013	NC	BB			
P	41	B	11		11/28/2012	NC		1/16/2013	NC	BB			
P	41	B	12		11/28/2012	NC		1/16/2012	NC	BB			
P	41	B	13		11/28/2012	NC		1/16/2013	NC	BB			
P	42	B	1		11/28/2012	NC			NC	BB			
P	42	B	2		11/28/2012	NC			NC	BB			
P	42	B	3		11/28/2012	NC			NC	BB			
P	42	B	4		11/28/2012	NC			NC	BB			
P	42	B	5		11/28/2012	NC			NC	BB			

Storm Water Drain Inspections
Monitoring Report

1/ Map ID				Reference No	Bi-Monthly Inspections						2/ Rain Event		
1/ Location		Type	No.		Date:	Comment	Initial	Date:	Comment	Initial	Date:	Comment	Initial
P	42	B	6		11/28/2012	NC		1/16/2013	NC	BB			
P	42	B	7		11/28/2012	NC		1/16/2013	NC	BB			
P	42	B	8		11/28/2012	NC		1/16/2013	NC	BB			
P	42	B	9		11/28/2012	NC		1/16/2013	NC	BB			
P	42	B	10		11/28/2012	NC		1/16/2013	NC	BB			
KMR		B	1		11/26/2012	NC		1/15/2013	NDG IC	BB			
KMR		B	2		11/26/2012	NC		1/15/2013	NDG IC	BB			
KMR		B	3		11/26/2012	NC		1/15/2013	NDG IC	BB			
KMR		B	4		11/26/2012	NC		1/15/2013	NDG IC	BB			
KMR		B	5		1/26/2013	NC		1/15/2013	NDG IC	BB			
KMR		B	6		11/26/2012	NC		1/15/2013	NDG IC	BB			
KMR		B	7		11/26/2012	NC		1/15/2013	NDG IC	BB			
KMR		B	8		11/26/2012	NC		1/15/2013	NDG IC	BB			
KMR		B	9		1/26/2013	NC		1/15/2013	NDG IC	BB			
KMR		B	10		11/26/2012	NC		1/15/2013	NDG IC	BB			
KMR		B	11		11/26/2012	NC		1/15/2013	SC	BB			
KMR		B	12		11/26/2012	NC		1/15/2013	SC	BB			
KMR		B	13		1/26/2013	NC		1/15/2013	NDG IC	BB			
KMR		B	14		11/26/2012	NC		1/15/2013	NDG IC	BB			
KMR		B	15		11/26/2012	NC		1/15/2013	NDG IC	BB			
KMR		B	16		11/26/2012	NC		1/15/2013	NDG IC	BB			
KMR		B	17		1/26/2013	NC		1/15/2013	NDG IC	BB			
KMR		B	18		11/26/2012	NC		1/15/2013	NDG IC	BB			
KMR		B	19		11/26/2012	NC		1/15/2013	NDG IC	BB			
KMR		B	20		11/26/2012	NC		1/15/2013	NDG IC	BB			
KMR		B	21		11/26/2012	NC		1/15/2013	NDG IC	BB			
KMR		B	22		11/26/2012	NC		1/15/2013	NDG IC	BB			
KMR		B	23		11/26/2012	NC		1/15/2013	NDG IC	BB			
KMR		B	24		11/26/2012	4		1/15/2013	SC 4	BB			
KMR		B	25		11/26/2012	NC		1/15/2013	NDG IC	BB			
KMR		B	26		11/26/2012	NC		1/15/2013	NDG IC	BB			

Storm Water Drain Inspections
Monitoring Report

1/ Map ID				Reference No	Bi-Monthly Inspections						2/ Rain Event		
1/ Location		Type	No.		Date:	Comment	Initial	Date:	Comment	Initial	Date:	Comment	Initial
KMR		B	27		11/26/2012	NC		1/15/2013	NDG IC	BB			
KMR		B	28		11/26/2012	NC		1/15/2013	SC	BB			
KMR		B	29		11/26/2012	NC		1/15/2013	SC	BB			
KMR		B	30		11/26/2012	NC		1/15/2013	SC	BB			
KMR		B	31		11/26/2012	NC		1/15/2013	SC	BB			
KMR		B	32		11/26/2012	NC		1/15/2013	SC	BB			
KMR		B	33		11/26/2012	NC		1/15/2013	SC	BB			
KMR		B	34		11/26/2012	NC		1/15/2013	NDG IC	BB			
KMR		B	35		1/26/2012	NC		1/15/2013	NDG IC	BB			
P	51	B	1		11/30/2012	2	Ray	1/15/2013	2	Ray			
P	51	B	2		11/30/2012	1	Ray	1/15/2013	1	Ray			
P	51	B	3		11/30/2012	2	Ray	1/15/2013	2	Ray			
P	51	B	4		11/30/2012	2	Ray	1/15/2013	2	Ray			
P	51	B	5					1/15/2013	2	Ray			
P	51	B	6					1/15/2013	2	Ray			
P	51	B	7					1/15/2013	2	Ray			
P	51	B	8					1/15/2013	2	Ray			
P	51	B	9					1/15/2013	2	Ray			
P	51	B	10										
P	51	B	11										
P	51	B	12										
P	51	B	13										
P	51	B	14										
P	51	B	15										
P	51	B	16										
P	51	B	17										
P	51	B	18										
P	51	B	19										
P	51	B	20										
P	51	B	21										
P	51	B	22										

Storm Water Drain Inspections
Monitoring Report

1/ Map ID				Reference No	Bi-Monthly Inspections						2/ Rain Event		
1/ Location		Type	No.		Date:	Comment	Initial	Date:	Comment	Initial	Date:	Comment	Initial
P	51	B	23										
P	51	B	24										
P	51	B	26										
P	51	B	27										
P	51	B	28										
P	51	B	29										
P	51	B	30										
P	51	B	31										
P	51	B	32										
P	51	B	33										
P	51	B	34										
P	51	B	35										
P	51	B	36										
P	51	B	37										
P	51	B	38										
P	51	T	1		11/30/2012	2	RAY	1/15/2013	2	RAY			
P	51A	0	2		11/30/2012	2	RAY	1/15/2013	2	RAY			
P	51A	0	3		11/30/2012	3	RAY	1/15/2013	2	RAY			
P	51B	0	1		11/30/2012	2	RAY	1/15/2013	2	RAY			
P	51B	0	2		11/30/2012	2	RAY	1/15/2013	2	RAY			
p	51B	0	3		11/30/2012	2	RAY	1/15/2013	2	RAY			
p	51C	0	1		11/30/2012	1	RAY	1/15/2013	2	RAY			
p	51C	0	2		11/30/2012	2	RAY	1/15/2013	2	RAY			
p	51C	0	3		11/30/2012	1	RAY	1/15/2013	2	RAY			
P	52	B	1		11/29/2012	MATSON	RAY	1/17/2013	1	RAY			
P	52	B	2		11/29/2012	OPNS	RAY	1/17/2013	1	RAY			
P	52	B	3		11/29/2012	OPNS	RAY	1/17/2013	1	RAY			
P	52	B	4										
P	52	B	5										
P	52	B	6										
P	52	B	7										
P	52	B	8										

Storm Water Drain Inspections
Monitoring Report

1/ Map ID				Reference No	Bi-Monthly Inspections						2/ Rain Event		
1/ Location		Type	No.		Date:	Comment	Initial	Date:	Comment	Initial	Date:	Comment	Initial
P	52	B	9										
P	52	B	10										
P	52	B	11										
P	52	B	12										
P	52	B	13										
P	52	B	14										
P	52	B	15										
P	52	B	16										
P	52	B	17										
P	52	B	18										
P	52	B	19										
P	52	B	20										
P	52	B	21										
P	52	B	22										
P	52	B	23										
P	52	B	24										
P	52	B	25										
P	52	B	26										
P	52	B	27										
P	52	B	28										
P	52	B	29										
P	52	B	30										
P	52	B	31										
P	52	B	32										
P	52	B	33										
P	52	B	34										
P	52	B	35										
P	52	B	36										
P	52	B	37										
P	52	B	38										
P	52	B	39										
P	52	B	40										

Storm Water Drain Inspections
Monitoring Report

1/ Map ID				Reference No	Bi-Monthly Inspections						2/ Rain Event		
1/ Location		Type	No.		Date:	Comment	Initial	Date:	Comment	Initial	Date:	Comment	Initial
P	52	B	41										
P	52	B	42										
P	52	B	43										
P	52	B	44										
P	52	B	45										
P	52	B	46										
P	52	B	47										
P	52	B	48										
P	52	B	49										
P	52	B	50										
P	52	B	51										
P	52	B	52										
P	52	B	53										
P	52	B	54										
P	52	B	55										
P	52	B	56										
P	52	B	57										
P	52	B	58										
P	52	B	53										
P	52	B	54										
P	52	B	56										
P	52	B	57										
P	52	B	58										
P	52	T	1		11/27/2012	3	RAY	1/17/2013	3	RAY			
P	52	T	2		11/27/2012	2	RAY	1/17/2013	2	RAY			
P	52	T	3		11/27/2012	2	RAY	1/17/2013	2	RAY			
P	52	T	4		11/27/2012	3	RAY	1/17/2013	3	RAY			
P	52	T	5		11/27/2012	3	RAY	1/17/2013	3	RAY			
P	52	T	6		11/27/2012	3	RAY	1/17/2013	3	RAY			
P	52	T	7		11/27/2012	3	RAY	1/17/2013	3	RAY			
P	52	T	8		11/27/2012	3	RAY	1/17/2013	3	RAY			

Storm Water Drain Inspections
Monitoring Report

1/ Map ID				Reference No	Bi-Monthly Inspections						2/ Rain Event		
1/ Location		Type	No.		Date:	Comment	Initial	Date:	Comment	Initial	Date:	Comment	Initial
P	52	T	9		11/27/2012	3	RAY	1/17/2013	3	RAY			
P	52	T	10		11/27/2012	3	RAY	1/17/2013	3	RAY			
P	52	T	11		11/27/2012	3	RAY	1/17/2013	3	RAY			
P	52	T	12		11/27/2012	3	RAY	1/17/2013	3	RAY			
P	53	0	1										
P	53	0	2										
P	53	T	1						3	RAY			
P	53	T	2						3	RAY			
P	53	T	3						3	RAY			
P	53	T	4						3	RAY			
P	53	T	5						3	RAY			
KBP		B	1										
KBP		B	2										
KBP		B	3										
KBP		B	4										
KBP		B	5										
KBP		B	6										
KBP		B	7										
KBP		B	8										
KBP		B	9										
KBP		B	10										
KBP		B	11										
KBP		B	12										
KBP		B	13										
KBP		B	14										
KBP		B	15										
KBP		B	16										
KBP		B	17										
KBP		B	18										
KBP		B	19										
KBP		B	20										

Storm Water Drain Inspections
Monitoring Report

1/ Map ID				Reference No	Bi-Monthly Inspections						2/ Rain Event		
1/ Location		Type	No.		Date:	Comment	Initial	Date:	Comment	Initial	Date:	Comment	Initial
KBP		B	21										
KBP		B	22										
KBP		B	23										
KBP		B	24										
KBP		B	25										
KBP		B	26										
KBP		T	1										
KBP		T	2										
KBP		T	3										
KBP		T	4										

KALAELOA HARBOR SWEEPER LOG

P-1	F/P	P-5A	P-5	P-6	P-7	OTHERS	BY:	
	X				X		OCG	1-23-13
				X2			AES	2-1-13 thr 2-10-13
				X			G/P	2-10-13 sand
				X			G/P	2-11-13 sand
				X2			AES	3-28-13 thr 4-3-13
				X		Hwy + Road	Builders	4-11-13 sand
				X				4-12-13 sand
				X2			AES	5-14-13 thr 5-20-13
			X			by office	OCG	5-15-13
					X		HC	6-2-13 sand
				X2			AES	6-9-13 thr 6-17-13
	X	X					OCG	6-18-13
			X			side Road	OCG	6-25-13
				X2			AES	7-10-13 thr 7-16-13
	X					Road ways	OCG	7-31-13
				X2			AES	8-16-13 thr 8-23-13
				X2			AES	9-8-13 thr 9-14-13
				X		Hwy + Road	Builders	10-17-13
				X		"	"	10-18-13
				X2			AES	11-11-13 thr 11-19-13
X	X						OCG	12-10-13
		X	X				OCG	12-13-13
				X2			AES	12-16-13 thr
						Road way	OCG	12-18-13

KALAELOA DRAIN CLEANING CHART

P-5A	0-300'	SET-1	SET-2	SET-3	SET-4	DATE OF CLEANING	REMARK
	0-150	X				10-5-11	-OCG
	150-300	X				10-6-11	-OCG
-100	00		X			10-13-11	-"
	0-150		X			1-25-12	"
150	300		X			1-26-12	"
-100	00		X			6-26-12	"
00	150	X				6-28-12	"
00	100	X				11-19-12	"
100	200	X				12-4-12	
200	300	X				12-5-12	
00	100		X			12-6-12	
100	200		X			12-7-12	
200	300		X			12-11-12	
100	200	X				2-20-13	OCG
200	300	X				2-21-13	OCG
00	100	X				2-26-13	OCG
-100	00		X			9-9-13	"
00	100		X			9-10-13	"
-100	100					11-14-13	OCG

NOTE: 10-25-11 to 12-8-11 Equipment/Back Hoe Down/Leak

KALAELOA DRAIN CLEANING CHART

P-5B	300-1100'	SET-1	SET-2	SET-3	SET-4	DATE OF CLEANING	REMARK
	900 - 1100	X				8-23-11	-OCT
	700 - 900	X				9-7-11	"
	550 - 750	X				9-8-11	"
	300 - 550	X				9-20-11	"
900	1100		X			1-31-12	"
500	700		X			2-1-12	
300	500		X			2-2-12	"
300	500			X		2-8-12	"
500	700			X		2-9-12	"
700	900			X		2-14-12	"
300	500				X	2-22-12	
500	600				X	2-23-12	
600	700				X	2-28-12	
700	800				X	3-13-12	
800	950				X	4-3-12	
950	1100				X	4-4-12	
0300	500	X				7-3-12	
500	700	X				7-5-12	
700	900	X				7-10-12	
900	1100	X				8-2-12	
0300	500		X			8-7-12	
500	700		X			8-8-12	
700	900		X			8-9-12	
900	1100		X			8-21-12	
1100	1300		X			8-28-12	
1300	1500		X			8-29-12	
1500	1700		X			8-30-12	
0300	0400	X				1-22-13	
0400	500	X				1-23-13	
500	700	X				1-24-13	
700	900	X				2-12-13	
900	1100	X				2-14-13	
0300	400		X			2-19-13	
400	500		X			2-20-13	
500	600		X			2-21-13	
600	750		X			2-26-13	
750	900		X			3-19-13	
900	1100		X			3-19-13	

KALAELOA DRAIN CLEANING CHART

BY. + Inspected

P-6	1100-1900'	SET-1	SET-2	SET-3	SET-4	DATE OF CLEANING	REMARK	
1100'	1300'	X				10-3-11	AES	O.K. L.W
1300'	1500'	X				10-4-11	AES	O.K. L.W.
1500'	1700'	X				10-5-11	AES.	O.K. L.W
1700'	1900'	X				10-6-11	AES	O.K. L.W
1300'	1500'		X			10-7-11	G/P	O.K. L.W
1500'	1700'		X			10-8-11	G/P	
1100'	0900'		X			10-25-11	OCG	
1100	1300		X			3-1-12	Highway & Roads	O.K. L.W.
1300	1500		X			3-2-12	"	
1500	1700		X			3-3-12	"	
1000	1150	X				3-4-12	"	
1100	1300				X	4-10-12	OCG	
1300	1450				X	4-11-12	OCG	
1450	1650				X	4-12-12	OCG	
1650	1900				X	4-17-12	" "	
1100	1300		X			5-16-12	" "	
1300	1450		X			5-30-12	" "	
1450	1600		X			6-5-12	" "	
1700	1900					6-7-12	" "	
1100	1300			X		9-11-12	" "	
1300	1500			X		9-12-12		
1500	1700			X		9-13-12		
1700	1900			X		9-19-12		
1900	2100	X				9-20-12		
1100	1400		X			2-10-13	G/P	Sand O.K. L.W.
1400	1700		X			2-11-13	G/P	Sand O.K. L.W.
1100	1300		X			4-11-13	Hwy + Road Builders	Sand O.K. L.W.
1300	1700		X			4-12-13	Hwy + Road Builders	Sand O.K. L.W.
1800	1900			X		4-12-13	OCG	
1700	1900			X		4-15-13	OCG	
1550	1700			X		4-16-13	" "	
1300	1550			X		5-21-13	"	
1700	1900				X	8-15-13	"	
1500	1700				X	8-19-13	"	
1300	1500				X	8-20-13	"	
1100	1500	X				9-16-13	AES	Coal O.K. L.W.
1500	1900	X				9-17-13	AES	
1100	1500		X			10-17-13	Hwy + Road Builders	O.K.
1500	1800		X			10-18-13	" "	O.K.

KALAELOA DRAIN CLEANING CHART

P-7	1900-2700 SET-1		~~SET-2~~	~~SET-3~~	~~SET-4~~	DATE OF CLEANING	REMARK	
	2300-2200	X				5-26-11	-OCG	mulch in dr.
	2350-2500	X				5-31-11	"	
1900	~~1900~~-2250	X				10-11-11	-OCG	
2050	2200	X				10-12-11	-OCG	
2200	2460	X				10-19-11	"	
2400	2700	X				10-20-11	"	
2400	2700	X				5-15-12	OCG	H/C
2400	2300	X				10-2-12	"	
2300	2500	X				10-9-12		
2500	2600	X				10-10-12		
2600	2700	X				10-17-12		
1900	2000	X				11-14-12		
2000	2100	X				11-15-12		
2100	2200	X				11-16-12		
2700	2550	X				5-28-13	H/C	
2200	2700	X				6-2-13	H/C	sand OK, L.W.

CRANE Rail for H/C B/O Sick on 8-7-12 L.W.
Cleaned on 10-3-12 L.W.

APPENDIX Y
POST-CONSTRUCTION BMP PLAN CHECKLIST

This page intentionally left blank.

Hawaii Department of Transportation – Harbors Division

Permanent Post-Construction Best Management Practice Plan Checklist

For a Harbors Project, please fill in this section	
Project Title:	
Project Location:	
Acreage of Site:	Harbors Project No.:
Name of Design Firm:	
Email:	Phone No.:

For a Tenant Improvement Project, please fill in this section	
Tenant Business Name:	Date:
Project Title:	
Project Location:	
Acreage of Site:	TMK No. (if any):
Applicant Name:	Job Title:
Email:	Phone No.:

Signature and Certifications	
Designer: I certify that the design is complete, accurate, and addresses the items on this checklist to the best of my knowledge. Print Name:	Job Title:
Signature:	Date:
Review: HDOT Harbors Project Manager and Environmental Section.	
Harbors Project Manager Signature:	Print Name: Date:
Harbors Environmental Section Signature:	Print Name: Date:

Part One - Low Impact Development Site Design Strategies

The following checked strategies will be incorporated and area(s) is denoted on the map:

- ☐ Conserve natural areas, soils, and vegetation
- ☐ Minimize disturbances to natural drainages
- ☐ Direct Runoff to Landscaped Areas
- ☐ Minimize soil compaction
- ☐ Minimize impervious surface
- ☐ None (all infeasible)

If "None" is checked, please provide justification here:

Part Two – Source Control

The following checked Source Control BMP(s) will be incorporated and area(s) is denoted on the map:

- ☐ Automatic irrigation systems
- ☐ Landscaped areas
- ☐ Loading docks
- ☐ Vehicle/Equipment fueling
- ☐ Vehicle/Equipment repair
- ☐ Vehicle/Equipment washing
- ☐ Outdoor work areas
- ☐ Outdoor material storage
- ☐ Outdoor trash storage
- ☐ Outdoor process operations
- ☐ Parking areas
- ☐ Others

If "Others" is checked, please describe here (attach separate sheets if needed):

Part Three – Treatment Control

The following checked Treatment Control BMP(s) will be incorporated and area(s) is denoted on the map:

- ☐ Infiltration basin
- ☐ Infiltration trench
- ☐ Subsurface Infiltration
- ☐ Dry well
- ☐ Bioretention basin
- ☐ Permeable pavement
- ☐ Green roof
- ☐ Bioretention filter
- ☐ Dry swale
- ☐ Downspout disconnection
- ☐ Vegetated swale
- ☐ Vegetated buffer strip
- ☐ Tree box filter

Alternative Compliance. The following alternative compliance is proposed and area(s) is denoted on the map:

- ☐ Incorporate the following alternative Treatment Control BMP(s):
  - ☐ Detention basin
  - ☐ Sand filter
  - ☐ Harvest/Reuse
  - ☐ Manufactured treatment device
- ☐ Other (specify):

- ☐ **Source Control BMPs are designed with reference to the City and County of Honolulu Storm Water BMP Guide.**
- ☐ **Treatment Control BMPs are designed with reference to the City and County of Honolulu Storm Water BMP Guide.**