2019 Annual Compliance Report for Honolulu Harbor and Kalaeloa Barbers Point Harbor

Small Municipal Separate Storm Sewer System (Small MS4) General Permit Program for

- **Honolulu Harbor - NGPC Permit: HI 03KB482**
- **Kalaeloa Barbers Point Harbor - NGPC Permit: HI 03KB488**

State of Hawai‘i
Department of Transportation, Harbors Division
79 South Nimitz Highway
Honolulu, Hawai‘i 96813

Protect Our Harbor Waters
Mālama I Ke Awa Kai

January 28, 2020

NPDES Small MS4 General Permit
2019 Annual Compliance Report for
Honolulu Harbor and Kalaeloa Barbers Point Harbor

Certification:

I certify under penalty of law that I have examined and am familiar with the information submitted in this document and all attachments and that this document and its attachments were prepared either by me personally or under my direction or supervision in a manner designed to ensure that qualified and knowledgeable personnel properly gather and present the information contained therein. I further certify, based on my personal knowledge or on my inquiry of those individuals immediately responsible for obtaining the information, that the information is true, accurate and complete. I am aware that there are significant penalties for submitting false information, including the possibility of fines and imprisonment for knowingly and willfully submitting a materially false statement.

Signature: _____ Date: JAN 2 4 2020

Printed Name: JADE T. BUTAY

Title: Director of Transportation

TABLE OF CONTENTS

1 EXECUTIVE SUMMARY 1
2 GENERAL NPDES PERMIT INFORMATION 3
2.1 Permit Compliance Assistance 4
2.2 Stormwater Management Plan 5
3 NPDES PERMIT 7
3.1 SWMP Core Progress Evaluation 9
3.1.1 Environmental Compliance Audit 10
3.1.2 Effectiveness of the Program 10
3.1.3 Challenges and Proposed Modifications for 2019 11
3.1.4 Consent Decree Timelines 12
3.1.5 Water Quality Monitoring Data 12
3.1.6 Stormwater Messages 12
4 STORMWATER MINIMUM CONTROL MEASURES 13
4.1 General Program Requirements 14
4.2 Public Education and Outreach 17
4.3 Public Involvement and Participation 29
4.4 Illicit Discharge Detection and Elimination (IDDE) Program 31
4.5 Construction Site Stormwater Runoff Control 39
4.6 Post-Construction Stormwater Management in New Development and Redevelopment 44
4.7 Pollution Prevention and Good Housekeeping 51
5 PROGRAM OUTPUTS AND ACCOMPLISHMENTS 55
5.1 MS4 Program Expenses 55
5.2 Education, Involvement, and Training 57
5.3 Legal/Regulatory 59
5.4 Mapping and Illicit Discharges 60
5.5 HDOT-Harbors Tenants 61
5.6 Construction 62
5.7 Post-Construction Stormwater Management 64
5.8 Operations and Maintenance 64
6 CONCLUSION 67
7 ATTACHMENTS 68

LIST OF TABLES

Table 1. NPDES Permit Compliance Assistance 4
Table 2. Status of NPDES Permit Compliance 7
Table 3. Status of BMPs 11
Table 4. General Program Requirements 14
Table 5. Public Education and Outreach 17
Table 6. Public Involvement and Participation 29
Table 7. Illicit Discharge Detection and Elimination (IDDE) Program 31
Table 8. Construction Site Stormwater Runoff Control 39
Table 9. Post-Construction Stormwater Management in New Development and Redevelopment 44
Table 10. Pollution Prevention and Good Housekeeping 51
Table 11. MS4 Program Expenses 55
Table 12. Education, Involvement, and Training 57
Table 13. Legal and Regulatory 59
Table 14. Mapping and Illicit Discharges 60

Table 15. HDOT-Harbors Tenants 62
Table 16. Construction 63
Table 17. Post-Construction Stormwater Management 64
Table 18. Operations and Maintenance 65

LIST OF FIGURES

Figure 1. 2019 Program Expenditures 56
Figure 2. Program Expenditures from 2014 - 2019 57
Figure 3. Number of People Trained from 2009 - 2019 59
Figure 4. Illicit Discharge Investigations from 2009 - 2019 61
Figure 5. 2019 Tenant Risk Ranking Distribution 62
Figure 6. Construction Inspections and Enforcement from 2009 - 2019 64
Figure 7. MS4 Maintenance and Debris Removal from 2009- 2019 66

LIST OF ATTACHMENTS

Attachment 1. Newspaper Advertisement Describing HDOT-Harbors Pollution Prevention Efforts
Attachment 2. Outreach Handouts
Attachment 3. Tenant Training
Attachment 4. Construction and Post Construction Training
Attachment 5. HDOT-Harbors Employee Training
Attachment 6. Illicit Discharge Detection Elimination Training
Attachment 7. Inspector Training
Attachment 8. Tenant Inventory, Risk Rank, and Inspection Summary
Attachment 9. Outfall Reconnaissance Inventory
Attachment 10. Illicit Discharge Investigations
Attachment 11. Construction Project Inventory and Inspection Summary
Attachment 12. ReviewedConstruction and Post-Construction Projects
Attachment 13. Kalaeloa Harbor Stockpile Inspection Report
Attachment 14. MS4 and Permanent BMP Inspection Log
Attachment 15. Storm Drain Inspection and Cleaning
Attachment 16. P2 Sign Inspections
Attachment 17. Street Sweeper Log
Attachment 18. Photographic Documentation
Attachment 19. PEAR 4 &5 Audit Draft and Final Reports

ACRONYMS AND ABBREVIATIONS

ACR	Annual Compliance Report
AG	State of Hawai‘i, Department of the Attorney General
AMS	Asset Management System
BMP	Best Management Practices
CCH	City and County of Honolulu
CD	Consent Decree
CSRCP	Construction Site Runoff Control Program
CWA	Clean Water Act
HDOH	State of Hawai‘i, Department of Health
HDOH-CWB	State of Hawai‘i, Department of Health, Clean Water Branch
HDOT	State of Hawai‘i, Department of Transportation
HDOT ENV	State of Hawai‘i, Department of Transportation, Office of Environmental Compliance
HDOT-Harbors	State of Hawai‘i, Department of Transportation, Harbors Division
EPA	U.S. Environmental Protection Agency
ERP	Enforcement Response Plan
GIS	Geographic Information System
HAR	Hawai‘i Administrative Rules
HAR-E	HDOT-Harbors Division, Engineering Branch
HAR-EC	HDOT-Harbors Division, Engineering Branch, Construction Section
HAR-EE	HDOT-Harbors Division, Engineering Branch, Environmental Section
HAR-EP	HDOT-Harbors Division, Engineering Branch, Planning Section
HAR-O	HDOT-Harbors Oahu District
HAR-PM	HDOT-Harbors Division, Property Management Section
HAR-SI	HDOT-Harbors Division, Management Information Systems
IDDE	Illicit Discharge Detection and Elimination
MCM	Minimum Control Measures
MEP	Maximum Extent Practicable
MOA	Memorandum of Agreement
MS4	Municipal Separate Storm Sewer System
NAV	Notice of Apparent Violation
NGPC	Notice of General Permit Coverage
NOI	Notice of Intent
NPDES	National Pollutant Discharge Elimination System
O&M	Operation and Maintenance Plan
ORI	Outfall Reconnaissance Inventory
ORIIP	Outfall Reconnaissance Inventory and Inspection Program
PBMP	Permanent Best Management Practices
PEAR	Program Element Audit Report
P2	Pollution Prevention
P2/GH	Pollution Prevention and Good Housekeeping
PLL	Permits, Licensing and Land
SIDR	Suspected Illicit Discharge Reporting
SSS O&MP	Storm Sewer System Operations and Maintenance Program
SWMP	Stormwater Management Plan
TEMY	Tenant Environmental Manager of the Year
TIM	Tenant Inspection Manual
USACE	U.S. Army Corps of Engineers

NPDES Small MS4 General Permit
Annual Compliance Report for
Honolulu Harbor and Kalaeloa Barbers Point Harbor

1 EXECUTIVE SUMMARY

This report summarizes performance metrics, accomplishments, and compliance with the 2015 Storm Water Management Plan (SWMP), Hawai‘i Administrative Rules (HAR) 11-55, Appendix K, and the requirements for the Honolulu Harbor and Kalaeloa Barbers Point Harbor that are described in the 2014 Consent Decree with the United States Environmental Protection Agency (EPA) and State of Hawai‘i Department of Health (HDOH), and the State of Hawai‘i Department of Transportation (HDOT).

The State of Hawai‘i, Department of Health, Clean Water Brach (HDOH-CWB) issued The State of Hawai‘i, Department of Transportation, Harbors Division (HDOT-Harbors) two Notice of General Permit Coverages (NGPC) under HAR 11-55, Appendix K for their Small Municipal Separate Storm Sewer Systems (Small MS4s). The permit identification numbers HI 03KB482 for Honolulu Harbor and HI 03KB488 for Kalaeloa Barbers Point Harbor authorize discharges of stormwater and certain non-stormwater discharges to the adjacent harbors.

The most recent version of the SWMP was submitted in 2015. Revisions to the 2015 SWMP commenced in 2018 and are expected to be finalized after the Appendix K permit renewal has been published. No changes have been made to the Outfall Reconnaissance Inventory and Inspection Program (ORIIP), Tenant Inspection Manual (TIM), Construction Site Runoff Control Program, or the Post-Construction Stormwater Manual.

The 2015 SWMP was written to describe the measurable goals implemented by HDOT-Harbors to address the requirements of the Clean Water Act (CWA) and intent of six minimum control measure (MCM) listed in the Appendix K permit. In 2019, HDOT-Harbors met 95% of all measurable goals detailed in the 2015 SWMP. Even though, the measurable goals in the area listed below were not achieved, the overall program objectives were not compromised. Relevant discussion of the effectiveness of these measurable goals are included in this report under each respective area.

1. The social media initiative was suspended by HDOT-Harbors due to concerns regarding vulnerabilities involving false information and misreporting information. The effectiveness of this measurable goal is to be further evaluated. In the meantime, HDOT-Harbors continues to use the stormwater main web site to bridge the communications.
2. No stenciling or cleanup volunteer events were arranged or co-hosted in 2019. The majority of areas under HDOT-Harbors jurisdiction are considered secured areas. However, to further enhance the Public Education and Outreach program, as well as Public Involvement and Participation program, HDOT-Harbors will continue to be part of the annual HDOT Protect Our Water Conference, support tenant's effort to conduct cleanup activities without further compromise harbor's security policy, and to participate in other public outreach and involvement events.

3. The total number of Suspected Illicit Discharge Reporting (SIDR) received at HDOT-Harbors decreased compared to 2018. The decrease in reported SIDR is partially attributed to the success in disseminating the stormwater awareness message so as to promote pollution prevention through tenant training and inspections, Protect Our Water Conference, in-house employee trainings, and other forms of outreach and inspections.

The 2014 Consent Decree requires HDOT-Harbors to comply with all requirements of the CWA as well as the terms and conditions of the issued NPDES Permit. In 2019, HDOT-Harbors successfully met all compliance requirements and the timeline listed in the 2014 Consent Decree. HDOT-Harbors continues to coordinate the finalization of the Enforcement Response Plan (ERP), which will be resubmitted in early 2020 for acceptance.

The six MCMs that initiated the HDOT-Harbors stormwater program have been determined to be effective in reducing the discharge of potential pollutants in stormwater. Training and inspections continuously help HDOT-Harbors employees, tenants, consultants, and contractors identify areas that could potentially generate illicit discharges, how to identify and properly report an illicit discharge, and properly manage potential pollutants at their source to minimize negative impact to the surrounding environment. The small MS4 cleaning and street sweeping activities continue to prevent debris from entering receiving waters. Education and outreach efforts promote stormwater awareness to tenants, employees, and the general public.

2 GENERAL NPDES PERMIT INFORMATION

State of Hawai‘i NPDES Program Permit Numbers:	
Honolulu Harbor:	HI 03KB482
Kalaeloa Barbers Point Harbor:	HI 03KB488
Annual Report for Permit Year:	17
Reporting Period:	January 1, 2019 – December 31, 2019
Permittee (Owner/Operator) Details:	
Organization:	State of Hawai‘i Department of Transportation Harbors Division
Mailing Address:	State of Hawai‘i, Dept. of Transportation 869 Punchbowl Street Honolulu, HI 96813-5097
Owner:	Jade T. Butay
Title:	Director of Transportation
Telephone Number:	808-587-2150
Email:	jade.butay@Hawai‘i.gov
Recipients:	
	Director of Health Clean Water Branch Environmental Management Division State Department of Health P.O. Box 3378 Honolulu, HI 96801-3378 Office of Regional Counsel U.S. EPA Region 9 75 Hawthorne Street San Francisco, CA 94015
Prepared By:	
Company:	EnviroServices & Training Center, LLC
Address:	505 Ward Avenue, Suite 202 Honolulu, HI 96814
Phone:	808-839-7222

On March 7, 2003, HDOT-Harbors filed a NGPC and Notice of Intent (NOI) for both Honolulu Harbor and Kalaeloa Barbers Point Harbor (on Oahu) for their Small MS4s. The HDOH-CWB issued HDOT-Harbors two NGPCs on May 19, 2003, assigning Small MS4 permit identification number HI 03KB482 to Honolulu Harbor, and HI 03KB488 for Kalaeloa Barbers Point Harbor. Both NGPCs authorize discharge of stormwater and certain non-stormwater discharges from a

Small MS4. HDOT-Harbors discharges only stormwater and certain non-stormwater discharges identified in Hawai‘i Administrative Rules (HAR) § 11-55, Appendix K, and discharges from the stormwater outfalls identified in its NOI, and from any newly-constructed outfalls.

The general permit requires the permittee to:

1. Submit a SWMP within 120 calendar days of the date of the NGPC.
2. Develop, implement, and enforce the SWMP designed to reduce the discharge of pollutants from their Small MS4 to the maximum extent practicable (MEP) in order to protect adjacent harbor water quality.
3. Submit a new NOI with filing fee and obtain a new NGPC for any significant changes to the information submitted in the NOI. This NGPC cannot be modified.
4. Submit the annual compliance report (ACR) by January 28 of the following year in accordance with HAR § 11-55, Appendix K to the HDOH-CWB.

This document fulfills the HDOT-Harbors Division requirement to submit an ACR for the 2015 SWMP prior to the deadline of January 28, 2020.

2.1 PERMIT COMPLIANCE ASSISTANCE

The permittee relies on the entities listed in Table 1 to satisfy some of its NPDES permit obligations.

Table 1. NPDES Permit Compliance Assistance

Name	Responsibilities
State of Hawai‘i Department of the Attorney General (AG)	• Involves in making changes to related Hawai‘i Revised Statues and HAR as necessary. • Serves as primary interface with U.S. Environmental Protection Agency (EPA) Region 9. • Provides legal authority and legal support with preparing the ERP
City and County of Honolulu Dept. of Planning & Permitting Site Development Division Wastewater Branch	• Authorizes and tracks drainage connections to its sanitary sewer system through Industrial Wastewater Discharge Permit.
Construction Managers (Various Firms)	• Conducts construction inspections. • Ensures construction sites comply with applicable environmental regulations.
Design Consultants (Various Firms)	• Incorporates stormwater management program requirements in applicable HDOT-Harbors facilities design projects.
HDOT-Harbors Oahu District	• Implements the Storm Sewer System Operations and Maintenance Program (SSS O&MP). • Supports *Cityworks* data entry. • Provides suggestions to improve the program, including purchasing new equipment.

	• Participates in and assists with enforcement.
EnviroServices & Training Center, LLC	• Assists HDOT-Harbors with: o Meeting the public. o Tenant outreach and education. o Employee and contractor training. o Environmental inspections. • Reporting requirements of the CD, the Small MS4 NPDES permits, and other environmental regulations.
Weston Solutions, Inc.	• Assists HDOT-Harbors in meeting the environmental and related civil engineering, environmental permitting, and reporting requirements of the CD, Small MS4 NPDES permits, and other regulations.
Insight Public Sector, Azteca *Cityworks*, and Woolpert, Inc.	• Assists HDOT-Harbors with installing, configuring, testing, and deploying its *Cityworks* asset management system (AMS) and permits, licensing and land (PLL) software, as well as providing ongoing licensing and software support services.

A copy of this ACR will be submitted to the EPA Region 9 Chief of the Water II Enforcement Office.

2.2 STORMWATER MANAGEMENT PLAN

Changes were made to the SWMP since the initial NOI or the last ACR, including changes in response to HDOH-CWB review. The most recent version of the SWMP was submitted in 2015. HDOT-Harbors began preparing revisions to its SWMP in 2018 to account for stormwater program accomplishments and adjustments. The final revisions are expected to be completed following the official publication of the renewed HAR § 11-55, Appendix K permit.

No changes were made, or are proposed, ORIIP during the 2019 reporting year. HDOT-Harbors is in the process of updating the ORIIP Manual, which is expected to be completed with the SWMP revisions. Any significant changes to the ORIIP Manual will be reported in the next ACR. A wet-weather outfall reconnaissance was conducted in 2019.

No changes were made to the TIM during the 2019 reporting year. HDOT-Harbors is in the process of updating the TIM, which is expected to be completed with the SWMP revisions. Any significant changes to the TIM will be reported in the next ACR. In 2019, 100% of HDOT-Harbors tenants regulated under these two small MS4 permits were inspected.

No changes have been made to the Construction Site Runoff Program or the Post-Construction Stormwater Manual. HDOT-Harbors is in the process of updating both manuals which is expected to be completed with the SWMP revisions. Any significant changes to the Construction Site

Runoff Program and Post-Construction Stormwater Manual will be reported in the next ACR. 100% of active construction sites were inspected in 2019.

HDOT-Harbors small MS4s have not annexed land since obtaining permit coverage. There are no receiving water bodies newly listed as impaired and total maximum daily loads have not been established.

3 NPDES PERMIT

Table 2 provides a summary of HDOT-Harbors' NPDES permit conditions and compliance actions.

Table 2. Status of NPDES Permit Compliance

Description	Yes	No	Explanation
Permittee is in compliance with NPDES permits.	✓		• HDOT-Harbors environmental program continued to strive in meeting the six minimum control measures (MCM) of an MS4 permit for both the Honolulu Harbor and Kalaeloa Barbers Point Harbor NPDES Appendix K permits. • HDOT-Harbors has met permit requirements and is continuously working on improving existing programs.
Permittee has met all conditions of the 2015 SWMP.		✓	• HDOT-Harbors has met 95% of all conditions of the 2015 SWMP except for the following areas, which effectiveness appears to be outmoded and needs to be further evaluated in the to-be-updated SWMP. Regardless, the overall program objectives have not been compromised. 1. Maintain a web-based media as a means to disseminate stormwater awareness information and increase followers annually. This BMP activity will be further evaluated during the SWMP revisions for its efficiency. Considering cyber-security at the forefront of protecting government information, the proposed social media approaches to promoting stormwater compliance may not be an efficient way to convey the message. Nevertheless, HDOT-Harbors will continue to promote the use of the webpage to bridge the communications. 2. Set up and solicit a volunteer cleanup or storm drain stenciling activity. Majority of the areas under HDOT-Harbors jurisdiction are considered secured areas with limited public access. To further enhance the Public Education and Outreach Program, HDOT-Harbors has decided to take over the full responsibility of storm drain stenciling under Pollution Prevention and Good Housekeeping program. In addition, HDOT-Harbors has its own street and container yard sweeping and drain cleaning program. Therefore, hosting a volunteer cleanup or storm drain stenciling activity may not be an effective way to disseminate the stormwater

			awareness and pollution prevention message. However, to further enhance the Public Education and Outreach, as well as Public Involvement and Participation programs, HDOT-Harbors will continue to be part of the annual HDOT Protect Our Water Conference, to support tenant's effort to conduct cleanup activities without further compromise harbor's security policy and participate in other public outreach and involvement events. 3. Increase the number of informational inquiries and reports from the previous year. HDOT-Harbors continues to maintain their SIDR to track informational inquires and reports placed as well as any necessary follow-up activities. This measurable goal appears to be effective during the inception of the program but outmoded after few years of implementation. HDOT-Harbors has developed different types of mechanism to disseminate stormwater awareness message to promote pollution prevention through tenant training and inspections, Protect Our Water conference, in-house employee trainings, and other forms of outreach and inspections. Through years of successfully implementation through the stormwater outreach program, tenants and the major users at harbors understood more about HDOT-Harbors stormwater program and reasoning on environmental protection. As a result, the total number of recorded illicit discharges started to decline. This fact may potentially conflict with this measurable goal, which could be more effective during the inception of the program. HDTO-Harbors will evaluate and propose a more feasible and effective method to replace this measurable goal in the to-be-updated SWMP.
Permittee has met all conditions of the Consent Decree (1:14-CV-00408-JMS-KSC).	✓		• In 2019, HDOT-Harbors continued to solicit comments to the Enforcement Response Plan (ERP). The ERP was originally submitted to the EPA on August 5, 2015 but was not approved. Moving forward, HDOT-Harbors will submit this ERP in 2020 upon completion of all revisions.
Permittee is currently in compliance with record-keeping and reporting	✓		• HDOT-Harbors has adequately retained required records. • HDOT-Harbors is currently using its *Cityworks* AMS to manage its stormwater program work processes and related record-keeping in conjunction with its geographic information system (GIS) maps.

requirements.			

3.1 SWMP CORE PROGRESS EVALUATION

HDOT-Harbors continued to work with consultants to meet the requirements of the Consent Decree and the updated 2015 SWMP. Management continued their involvement to implement the program.

The HDOT-Harbors education and outreach program is designed for HDOT-Harbors employees and tenants. The program increases the general awareness of impacts that different activities may have on stormwater runoff, and how best management practices (BMPs), and post-construction BMPs can help minimize or mitigate those impacts.

In 2019, HDOT-Harbors invited Trista McKenzie, a PhD candidate in the Department of Earth Sciences at the University of Hawai‘i at Mānoa, to discuss her research on water quality in Hawai‘i and groundwater contamination while also providing pollution prevention awareness outreach to tenants during tenant training sessions. Feedback and comments received from previous years were evaluated and added to the program where applicable. On November 13, 2019, HDOT-Harbors participated in a statewide Protect Our Water Conference.

HDOT-Harbors continued its inspections of high, medium, and low risk tenants in 2019 and provided outreach and education during site visits. In addition to the Tenant Environmental Manager of the Year (TEMY) award, four other tenant environmental managers were recognized for their commendable stormwater program promotion and support efforts. Wet weather outfall inspections were completed for outfalls located at high-risk areas adjacent to a NPDES NOI-C Permit regulated construction area.

HDOT-Harbors continued to implement the Construction Site Runoff Control Program (CSRCP). In 2019, HDOT-Harbors Engineering Branch (HAR-E) and associated consultants and contractors whose primary job duties are related to implementing this program attended construction and post-construction trainings. HDOT-Harbors Engineering Branch Environmental Section (HAR-EE) continued to review and evaluate all projects from design through construction phases, as well as coordinate and inspect regulated construction sites.

HDOT-Harbors Oahu District (HAR-O) continued its work on pollution prevention and good housekeeping (P2/GH). Two rounds of semi-annual and four rounds of quarterly screening inspections were conducted for all accessible and “discretionary” hot spot storm drain inlets and trench drains in 2019, respectively. Follow-up stenciling and comprehensive cleaning were performed at all drain inlets and trench drains identified as requiring further attention by the screening inspectors.

HDOT-Harbors continued to use its GIS-integrated *Cityworks* AMS for record-keeping, workflow, and data management. This AMS was configured in 2016 to operate on the State of Hawai‘i server, allowing more HDOT-Harbors personnel to gain access and training. *Cityworks* PLL and outreach and training efforts continued and two rounds of AMS workshops were conducted on June 21 and December 6, 2019. With specific training in IDDE, HDOT-Harbors Marine Cargo Specialists and

Ground Maintenance crew actively use *Cityworks* on computer and/or mobile devices to document work results and to report environmental issues found.

3.1.1 Environmental Compliance Audit

As required by Paragraph 10 of the CD and in accordance with the Revised Audit Work Plan approved in November 2016, the fourth of the six Program Element Audit Report (PEAR) concluded in March 2019 and the fifth and sixth program element audits commenced in 2019. PEAR #5 commenced in March 2019 and concluded in September 2019. PEAR #6 commenced soon thereafter in September 2019 and is expected to conclude in March 2020. The PEAR #4 and PEAR #5 draft and final reports for HDOT-Harbors (Attachments 19a and 19b) have been included with this report.

Summary of PEAR #4 Findings & Corrective Actions Taken. PEAR #4 audited all three HDOT Divisions for their Illicit Discharge Detection and Elimination program Element and Industrial Commercial Activities/Tenant program. HDOT-Harbors audit found no potential violations or deficiencies.

Summary of PEAR #5 Findings & Corrective Actions Taken. PEAR #5 audited all three HDOT Divisions for their P2/GH program. HDOT-Harbors audit found no potential violations or deficiencies.

3.1.2 Effectiveness of the Program

HDOT-Harbors has determined that majority of the selected BMPs are appropriate to reduce the discharge of potential pollutants in the stormwater. The metrics detailed in Section 4 of this report were effective at tracking HDOT-Harbors stormwater compliance in 2019.

The training and inspection activities continuously helped tenants, consultants, and contractors identify areas that could potentially generate illicit discharges and properly control the sources to minimize potential pollutant discharges. Additionally, regular street sweeping continues to remove debris that would otherwise enter the HDOT-Harbor's MS4s and, subsequently, the receiving waters.

In 2019, regular inspection and cleaning events continued to ensure that HDOT-Harbors small MS4 functions properly during rain events. Over 6.31 tons of debris that could have been discharged to the adjacent harbors was removed. In the meantime, HAR-O has initiated the five-year small MS4 cleaning activities. The small MS4 inspection log is included in Attachments 14 and 15.

The amount of debris removed from the small MS4 in 2019 was 45% greater than the previous year. Street sweeping remains an important BMP to minimize debris from entering the small MS4 or adjacent harbor waters.

Sweeping took place twice a week and as needed or requested by tenants in 2019. As a result, a total of 233.95 tons of debris were removed from the street sweeping and drain cleaning activities (Attachment 17).

Education and outreach efforts were continuously directed towards tenants, employees, and the general public to promote stormwater awareness. These efforts were focused on preventing discharge of potential pollutants and debris from everyday activities and implementing source control related BMPs. In 2019, education and outreach activities contributed to the reduction of debris entering the storm drains.

HDOT-Harbors personnel and tenants are trained to be observant during their daily activities and report suspected illicit discharges so that the potential sources of pollutants could be detained or prevented. In 2019, the number of suspected illicit discharges reported indicates that HDOT-Harbors personnel and tenants are becoming more adept at identifying and reporting suspected illicit discharges.

Table 3 below summarizes data regarding progress to reduce the discharge of potential pollutants.

Table 3. Status of BMPs

MCM [1] Description	BMP Applied [2]	Parameter	Quantity	Does BMP Demonstrate a Direct Reduction in Pollutants?
P2/GH	Volunteer event debris removal or cleanup	Cigarette butts, trash, debris	No volunteer event was hosted in 2019	Yes – pollutants would otherwise remain in the MS4
P2/GH	MS4 Cleaning	Debris	6.30 tons	Yes – pollutants would otherwise remain in MS4
P2/GH	Street Sweeping	Debris	233.95 tons	Yes – pollutants would otherwise discharge to the MS4
IDDE	Elimination of illicit discharges to MS4	Investigations related to MS4 discharges	10 each	Yes – illicit discharges reduced or eliminated
IDDE	Elimination of direct discharges to Harbor waters (non-MS4 discharges)	Investigations related to non-MS4 discharges	21 each	Yes – illicit discharges reduced

Notes
[1] MCM = Minimum Control Measure
[2] Response Action on MCM/resultant outcome

3.1.3 Challenges and Proposed Modifications for 2019

The SWMP was last updated in 2015. Recent updates to the SWMP were initiated in 2018 to account for program accomplishments and adjustments to date in conjunction with the new Small MS4 General Permit process with the State of Hawai‘i, Department of Health (HDOH). The final revisions to the SWMP are anticipated to be completed in 2020 in conjunction with the promulgation of the revised HAR § 11-55, Appendix K permit.

There are a few BMPs appeared to be insufficient in measuring the effectiveness of the program. Discussion of these BMPs are included in corresponding row and will further evaluated.

3.1.4 Consent Decree Timelines

The CD timelines (as of 12/31/2020) have been met. HDOT-Harbors will submit the revised EPR in 2020.

3.1.5 Water Quality Monitoring Data

The permanent BMPs implemented at HDOT-Harbors are evaluated qualitatively because they have not been implemented long enough to determine their effectiveness. HDOT-Harbors does not have a sufficient number of permanent BMPs to determine their impacts on water quality through monitoring. At this time, HDOT-Harbors has not yet decided on how to effectively monitor the pollutant removal effectiveness of its permanent BMPs. Regular operation and maintenance of these permanent BMPs continued in 2019 to keep up their pollutant removal effectiveness.

3.1.6 Stormwater Messages

In December 2019, an inspection of a total of ninety (90) pollution prevention signs was conducted to assess the physical condition and visual effectiveness of each sign. Twenty-eight (28) of the signs inspected require repair, replacement or further attention.

4 STORMWATER MINIMUM CONTROL MEASURES

DOT-Harbors NPDES permits are regulated by HAR § 11-55, Appendix K, which requires all permittees to develop, implement, and enforce a SWMP designed to reduce the discharge of pollutants from the permittee's small MS4 system to the MEP, to protect water quality, and satisfy the water quality requirements of the Clean Water Act. HAR § 11-55 requires a SWMP to include the following six MCMs with implementation dates and rationales for each measure.

1. Public Education and Outreach;
2. Public Involvement and Participation;
3. Illicit Discharge Detection and Elimination program;
4. Construction Site Stormwater Runoff Control;
5. Post-Construction Stormwater Management in New Development and Re-Development; and
6. Pollution Prevention and Good Housekeeping.

Appendix K of HAR § 11-55 also requires the permittee to develop "measurable goals" to gauge permit compliance and program effectiveness for each MCM identified above. The permittee shall select measurable goals using an integrated approach that fully addresses the requirements and intent of the MCM.

This section details how HDOT-Harbors has met the six requirements and measurable goals.

4.1 GENERAL PROGRAM REQUIREMENTS

The CD requires HDOT-Harbors to comply with all requirements of the Clean Water Act, as well as the terms and conditions of all applicable NPDES Permits, including the Hawai‘i Small MS4 General Permit.

Table 4 provides a summary describing HDOT-Harbors' General Program Requirements listed under the CD.

Table 4. General Program Requirements

MCM/BMP Description	Responsible Dept. / Section	BMP Applied/ Measurable Goal(s)	BMP Start Date	Permit Year 17 Milestones/Progress on Goal(s)	Completed in 2019?	New or Revised Goal	Planned Activities for Permit Year 18 (2020)
CD.5. Stockpile BMPs	HAR-EE / HAR-E Maintenance Section	By 11/5/14, develop and implement a plan for stockpile stabilization.	11/5/14	• The stockpile stabilization plan submitted to the HDOH and EPA in 2014 was approved in 2015. • Stockpiles were stabilized with vegetation, soil sediment control, and berms prior to 2014. • All stockpiles were inspected in 2019. The last inspection was conducted on 12/20/2019 (Attachment 13) • No stockpile materials were removed in 2019.	✓	N/A	Continue to maintain BMPs implemented. Re-purposing of the remaining Stockpile 2A materials as well as those from other KBPH stockpiles is currently being investigated for potential development projects. Soil stabilization will be applied to Stockpile 5 when funding becomes available.

Table 4. General Program Requirements							
MCM/BMP Description	Responsible Dept. / Section	BMP Applied/ Measurable Goal(s)	BMP Start Date	Permit Year 17 Milestones/Progress on Goal(s)	Completed in 2019?	New or Revised Goal	Planned Activities for Permit Year 18 (2020)
CD.10. Office of Environmental Compliance	DOT Administration	By 5/4/15, ensure: 1) Reports to Director of Transportation 2) Reorganize and hire manager. 3) Oversee compliance for DOT. 4) Perform program audits.	11/5/14	• In 2016, the manager position of Office of Environmental Compliance (ENV) manager was filled. This manager now oversees compliance for DOT. • The audit plan was developed and implemented in 2017. • Program audits IDDE Program Element and Industrial Commercial Activities / Tenant Program and P2/GH were completed in 2019. The Staffing, Funding, Organizational Structure, Availability of Resources, and Stormwater Program Sustainability audit was initiated in 2019 and will be completed by March 2020.	✓	N/A	Continue to conduct compliance audit for PEAR #6 in 2020.
CD.11.a. SWMP Modification	HAR-EE	By 2/3/15, modify the joint SWMP to comply with the CD and MS4 permits and post it on the HDOT-Harbors web page.	11/5/14	• The SWMP was modified and posted to the HDOT-Harbors web page in February of 2015. • Modifications to the SWMP were initiated in 2018 and will be finalized following the promulgation of HAR § 11-55 Appendix K.	✓	N/A	Complete modifications to the SWMP in conjunction with revised HAR § 11-55, Appendix K Permit.

Table 4. General Program Requirements							
MCM/BMP Description	Responsible Dept. / Section	BMP Applied/ Measurable Goal(s)	BMP Start Date	Permit Year 17 Milestones/Progress on Goal(s)	Completed in 2019?	New or Revised Goal	Planned Activities for Permit Year 18 (2020)
CD.19.a. Enforcement Response Plan (ERP)	HAR-E and Harbors Division, Property Management Section (HAR-PM)	By 12/5/14, submit an ERP to DOH and EPA.	11/5/14	• A revised draft of the ERP was submitted to the EPA on August 5, 2015 but was not approved. • Solicitation of comments to the ERP continued in 2019. Subsequently, the ERP was revised and will be submitted to the EPA in 2020 upon completion of all revisions	✓	N/A	Upon final review and further revision (if necessary), the ERP will be submitted to the EPA in 2020. Implement ERP upon approval.
CD.19.b. Memorandum of Agreement (MOA)	AG	By 12/5/14, enter into a MOA with DOH.	11/5/14	• The MOA with HDOH was signed by both parties and transmitted to the EPA on May 26, 2015.	✓	N/A	Implement where necessary.
CD.19.b. Authority To Issue Civil Fines	AG	By 12/31/14, use best efforts to obtain authority to issue civil fines.	11/5/14	• Solicitation of comments to the ERP continued in 2019. The ERP will be implemented upon approval by the EPA/HDOH.	✓	N/A	Implement enforcement actions and penalties for construction contractors, tenants & third parties in accordance with the approved ERP.

4.2 PUBLIC EDUCATION AND OUTREACH

HAR § 11-55 Appendix K, requires the NPDES permittee to provide public education and outreach. This public education program provides educational materials to users of the permittee's small MS4 sewer system and outreach activities emphasizing the following:

A. Impacts of stormwater discharges on water bodies;
B. Hazards associated with illicit discharges; and
C. Measures that users of the permittee's small MS4 can take to reduce pollutants in stormwater runoff, including, but not limited to, minimizing fertilizer application, and practicing proper storage and disposal of chemicals and wastes.

Table 5 provides a summary describing HDOT-Harbors' public outreach and education program, including the MCM, milestones, BMP goals, and planned activities.

Table 5. Public Education and Outreach

MCM/BMP Description	Responsible Dept. / Section	BMP Applied/ Measurable Goal(s)	BMP Start Date	Permit Year 17 Milestones/Progress on Goal(s)	Completed in 2019?	New or Revised Goal	Planned Activities for Permit Year 18 (2020)
CD 14.a.i. SWMP A.3.1.1 Awareness Message Integration	HAR-EE	100% of printed and electronic communications with tenants, staff, and public should include the environmental message.	1/1/18	• The message "Mālama I Ke Awa Kai - Protect Our Harbor Waters "along with the HDOT's raindrop fish logo has been included in 100% of emails, tenant notices, educational materials, surveys, and training presentations. • The stormwater message was revised in November 2018 from "Mālama I Ke Kai" to "Mālama I Ke Awa Kai" for accuracy on the Hawai'ian translation of Protect our Harbor Waters.	✓	Evaluate the stormwater awareness message and revise as "Mālama I Ke Kai Awa" if needed.	Continue to integrate message into all printed and electronic communication.

Table 5. Public Education and Outreach							
MCM/BMP Description	Responsible Dept. / Section	BMP Applied/ Measurable Goal(s)	BMP Start Date	Permit Year 17 Milestones/Progress on Goal(s)	Completed in 2019?	New or Revised Goal	Planned Activities for Permit Year 18 (2020)
CD 14.a.ii. SWMP A.3.1. Awareness Message Distribution	HAR-EE	Identify and implement no less than three forms of disseminating stormwater awareness information to tenants and the public.	1/1/18	The stormwater message and logo have been included in at least five forms of information: • Documents (SWMP, ACR). • Newspaper advertisement (Attachment 1). • BMP Handouts (Attachment 2a) • Reduce, Reuse, Recycle Brochure (Attachment 2b) • Construction and Post-Construction Brochures (Attachments 2c & 2d) • New Tenant Welcome Brochure (Attachment 2e) • Tenant Training Notice Attachment 3a). • Training presentations (Tenant and Construction and Post-Construction (Attachments 3b and 4a).	✓	N/A	Continue to include message wherever beneficial.

Table 5. Public Education and Outreach							
MCM/BMP Description	Responsible Dept. / Section	BMP Applied/ Measurable Goal(s)	BMP Start Date	Permit Year 17 Milestones/Progress on Goal(s)	Completed in 2019?	New or Revised Goal	Planned Activities for Permit Year 18 (2020)
CD.14.a.ii. SWMP A.3.1.3. Social Media	HAR-EE	Annually, increase the number of users who "follow" the HDOT-Harbors social media page / account.	1/1/18	• At this time, the public and tenants are directed to visit information posted on HDOT-Harbors Stormwater Management web page, and report suspected illicit discharges to Harbor Traffic Control at (808) 587-2076 (24/7) or Reporting Hotlines at (808) 587-1962 (working hours only). • A new web site dedicated for HDOT-Harbors SWMP was created in 2019 to mirror the existing one with a customized web address reflecting the stormwater awareness message – http://hidot.Hawai'i.gov/HDOT-Harbors/malamaikeawakai/ • There were 1,354 web page views in 2019 which is slightly higher than the 1,345 views in 2018.	✓	This MCM/BMP will be evaluated in the new SWMP that will be updated in conjunction with the new HAR § 11-55, Appendix K permit.	Re-evaluate goals in accordance with revised social media strategy.
CD 14.a.ii. SWMP A.3.1.4. Volunteer Event	HAR-EE	Annually, set up and solicit one volunteer event.	1/1/18	• No volunteer event was arranged and/or co-hosted in 2019.		N/A	Continue to support and/or co-host a volunteer event.

Table 5. Public Education and Outreach							
MCM/BMP Description	Responsible Dept. / Section	BMP Applied/ Measurable Goal(s)	BMP Start Date	Permit Year 17 Milestones/Progress on Goal(s)	Completed in 2019?	New or Revised Goal	Planned Activities for Permit Year 18 (2020)
CD 14.a.ii. SWMP A.3.1.4. Volunteer Event Participation	HAR-EE	Increase participation from the previous year if less than 50 individuals attend.	1/1/18	• No volunteer event was arranged and/or co-hosted in 2019. • Majority of the areas are managed by HDOT-Harbors are secured with limited public accessibility. • HDOT-Harbors continues to support tenants who are willing to conduct cleanup activities without further compromise of harbors security policy.		This MCM/BMP will be evaluated in the new SWMP that will be updated in conjunction with the new Appendix K permit.	Continue to support and/or co-host a volunteer event.
CD.14.a.ii.1) SWMP A.3.2.4. Tenant Training	HAR-EE	Ensure 80% of tenants participate in annual tenant stormwater training.	1/1/18	• Two stormwater awareness training events were conducted on 08/22/2019 and 09/18/2019 (Attachments 3a, 3b, & 3c). • 81 % of tenants attended this training (Attachment 3c). • The TEMY was presented to Shanyn Kauihou of Pacific Environmental Corporation. In addition, four runners-up were awarded in 2019 (Attachment 3d).	✓	N/A	Continue the efforts and increase the training participation rate through individual calls, visits, email reminder, etc.

Table 5. Public Education and Outreach							
MCM/BMP Description	Responsible Dept. / Section	BMP Applied/ Measurable Goal(s)	BMP Start Date	Permit Year 17 Milestones/Progress on Goal(s)	Completed in 2019?	New or Revised Goal	Planned Activities for Permit Year 18 (2020)
SWMP A.3.2.4. Training Feedback	HAR-EE	Annually ensure that at least 50% of tenant training attendees provide a positive feedback.	1/1/18	• Based on the feedback forms received following the two training events, 93% of tenants gave positive feedback regarding the quality of the training's content and 92% gave positive feedback regarding the quality of the trainer's performance. • A summary of the tenant training feedback and completed surveys are in Attachment 3e.	✓	N/A	Continue to track training feedback and make improvements to training where feasible.
CD.14.a.iii. SWMP A.3.1.2. Newspaper Advertisement	HAR-EE	Annually place an ad in one local newspaper to educate the public and describe HDOT-Harbors efforts to improve stormwater quality.	1/1/18	A newspaper advertisement was placed in the Honolulu Star Advertiser on 10/18/2019 that described HDOT-Harbors efforts on pollution prevention and how the public can help (Attachment 1).	✓	N/A	Develop and publish one advertisement.

Table 5. Public Education and Outreach							
MCM/BMP Description	Responsible Dept. / Section	BMP Applied/ Measurable Goal(s)	BMP Start Date	Permit Year 17 Milestones/Progress on Goal(s)	Completed in 2019?	New or Revised Goal	Planned Activities for Permit Year 18 (2020)
SWMP A.3.1.5. SIDR	HAR-EE	Annually increase the number of inquiries and reports received.	1/1/18	• In 2019, HDOT-Harbors received 31 inquiries/reports, a slight decrease from the 47 received in 2018 (Attachment 10a & 10b). • HDOT-Harbors prepared SIDR pocket guides with contact numbers and SIDR information required as well as magnetic cards that was created in 2019. • HDOT-Harbors reinforced reporting procedures in their annual training.		The effectiveness of this MCM/BMP will be evaluated in the new SWMP that will be updated in conjunction with the new HAR § 11-55, Appendix K permit.	Continue to increase the number of inquiries and reports received through advertisement of the hotline number & education. Distribute SIDR pocket guides for HAR-O & HAR-E use.
SWMP A.3.1.5. Response to inquires and reports within SIDR.	HAR-EE	Respond to all inquiries and reports within 24 hours to minimize water quality impacts.	1/1/18	All inquiries were responded to within 24 hours.	✓	N/A	Continue to respond to received inquiries.
CD.14.b.i. SWMP A.3.1.6. Update Webpage	HAR-EE, Harbors Division, Management Information Systems (HAR-SI)	Ensure that web page remains useful and relevant.	1/1/18	The web page has been updated throughout 2019 to include updated training materials (http://hidot.Hawai'i.gov/HDOT-Harbors/library/storm-water-management/; http://hidot.Hawai'i.gov/HDOT-Harbors/malamaikeawakai/).	✓	N/A	Continue to update the web page as needed.

Table 5. Public Education and Outreach							
MCM/BMP Description	Responsible Dept. / Section	BMP Applied/ Measurable Goal(s)	BMP Start Date	Permit Year 17 Milestones/Progress on Goal(s)	Completed in 2019?	New or Revised Goal	Planned Activities for Permit Year 18 (2020)
CD.14.b.ii. SWMP A.3.1.6. Webpage Links	HAR-EE, HAR-SI	Ensure links to Airports and Highways are included on the web page.	1/1/18	The links to the other HDOT Division web pages are included on the HDOT-Harbors web page.	✓	N/A	Maintain links.
CD.14.b.iii. SWMP A.3.1.6. Web page Message	HAR-EE, HAR-SI	100% of web pages where stormwater awareness message is prominently displayed.	1/1/18	The stormwater message is prominently displayed on the HDOT-Harbors web page as well as the Stormwater Educational Materials.	✓	N/A	Continue to display message.
CD.14.b.iii. SWMP A.3.1.6. Web page Visitors	HAR-EE, HAR-SI	Ensure the number of visitors to HDOT-Harbors stormwater management web page has increased from the previous year.	1/1/18	HDOT-Harbors received a total of 1,057 unique page views which is 10% more than the number of unique page views in 2018.	✓	This MCM/BMP will be evaluated in the new SWMP in conjunction with the new HAR § 11-55, Appendix K permit promulgation.	Revise web page to attract new visitors. Continue to promote web page through trainings and material handouts. Continue to track web page views.
CD.14.c.i. SWMP A.3.1.7. Stormwater Signs Installation	HAR-EE, HAR-O	By 11/5/14, identify 50 locations that are suitable for signs.	11/5/14	Completed in 2014 and tracked in AMS. To date, 90 signs have been installed.	✓	N/A	Replace/repair missing or damaged signs. Continue to evaluate the need for additional signs.

Table 5. Public Education and Outreach							
MCM/BMP Description	Responsible Dept. / Section	BMP Applied/ Measurable Goal(s)	BMP Start Date	Permit Year 17 Milestones/Progress on Goal(s)	Completed in 2019?	New or Revised Goal	Planned Activities for Permit Year 18 (2020)
CD.14.c.i. SWMP A.3.1.7. Stormwater Sign Evaluation	HAR-EE	Annually, evaluate whether additional stormwater signs are necessary	1/1/18	• Signage evaluation has indicated that no additional signage at Honolulu Harbor and Kalaeloa Barbers Point Harbor is needed at this time. The ongoing and future redevelopment of certain areas at Honolulu Harbor (i.e., the Kapalama Container Terminal & the Keehi Industrial Lots) and Kalaeloa Barbers Point Harbor will require re-evaluation of pollution prevention signage requirements in the future. • Signage evaluation indicated that 28 signs needed repair, replacement, or further attention. • Work orders have been created and signs will be repaired or replaced by July 2020, when workload permits.	✓	N/A	Replace/Repair missing or damaged signs. Continue to evaluate the need for more signs.

Table 5. Public Education and Outreach							
MCM/BMP Description	Responsible Dept. / Section	BMP Applied/ Measurable Goal(s)	BMP Start Date	Permit Year 17 Milestones/Progress on Goal(s)	Completed in 2019?	New or Revised Goal	Planned Activities for Permit Year 18 (2020)
CD.14.c.ii. SWMP A.3.1.7. Storm Drain Inlet Stencils	HAR-EE/ HAR-O	By 2/3/15, ensure 100% of storm drain inlets are stenciled.	2/3/15	• 100% of accessible storm drains (447 drain inlets & 123 trench drain segments) were inspected to determine if stenciling and/or re-stenciling is required in 2019 (Attachment 15a and 15b). • Stainless steel markers (medallions) were purchased in 2018 and installed in high traffic and other areas where painted stencils were not lasting more than a year.	✓	N/A	Continue to re-stencil/re-label as necessary.
CD.14.c.ii. SWMP A.3.1.7. Storm Drain Inlet Stencils	HAR-EE / HAR-O	Annually inspect 100% of stencils for legibility prior to the wet season and re-stencil within 60 days of the inspection as needed.	1/1/18	• In 2019, HDOT conducted an inspection of stencils simultaneously with the storm drain cleaning efforts. • 100% of stenciled drains were inspected and 0% required re-stenciling. This is likely due to the installation of stainless-steel markers (medallions) in 2018.	✓	N/A	Inspect stencils and re-stencil/ re-label as necessary. Continue to install more durable stencils and markers as needed.

Table 5. Public Education and Outreach							
MCM/BMP Description	Responsible Dept. / Section	BMP Applied/ Measurable Goal(s)	BMP Start Date	Permit Year 17 Milestones/Progress on Goal(s)	Completed in 2019?	New or Revised Goal	Planned Activities for Permit Year 18 (2020)
CD.14.d.i. SWMP A.3.2.3. Tenant BMPs	HAR-EE	Annually, ensure that 100% of information on BMPs is available in fact sheets.	1/1/18	A list of updated tenants' BMPs is available on the HDOT-Harbors web page: • http://hidot.Hawai'i.gov/HDOT-Harbors/library/storm-water-management/ • http://hidot.Hawai'i.gov/HDOT-Harbors/malamaikeawakai/	✓	N/A	Distribute BMP flyers as necessary.
CD.14.d.ii. SWMP A.3.2.1. Tenant Lease Agreements	HAR-PM	Ensure 100% of new / renewed tenant leases include language requiring BMPs.	1/1/18	• Lease agreement and revocable permit language were updated back in 2015. • 100% of tenant renewals and leases and/or revocable permits tenants have been issued leases with the updated language.	✓	N/A	Continue to use the new format.

Table 5. Public Education and Outreach							
MCM/BMP Description	Responsible Dept. / Section	BMP Applied/ Measurable Goal(s)	BMP Start Date	Permit Year 17 Milestones/Progress on Goal(s)	Completed in 2019?	New or Revised Goal	Planned Activities for Permit Year 18 (2020)
CD.14.d.iii. SWMP A.3.3.1 Vessel BMPs	HAR-O	Develop BMPs for Vessel Operators and make them available on the web page or as print media.	11/5/14	• A BMP flier is available on the HDOT-Harbors web page titled "BMPs for Small Vessel Maintenance Activities." • HDOT-Harbors will continue to work on translating this BMP into other foreign languages as necessary, to provide outreach to non-English speaking users.	✓	N/A	Distribute updated flyers. Continue to evaluate and translate this BMP into foreign languages as necessary.
CD.14.e.i. SWMP A.3.2.2. Tenant Inventory	HAR-EE / HAR-PM	Ensure that 100% of tenants are accurately listed in the electronic inventory based upon most recent inspection.	1/1/18	• HDOT-Harbors continued to maintain their electronic tenant inventory. • There is a total of 63 tenants occupying 70 sites (Attachment 8).	✓	N/A	Continue to update and maintain tenant inventory data to GIS-integrated AMS.
CD.14.f.i. & ii. SWMP A.3.2.4. Tenant Survey	HAR-EE	Annually, provide a questionnaire to tenants and have 60% of tenants respond. Use data from quiz to update training materials.	1/1/18	• Approximately 81% of tenants completed a questionnaire during or after the tenant training events. • A summary of the results and the hard copy questionnaire are included in Attachment 3f. • The most commonly missed question (#9) was relating to spill response procedures. (Attachment 3f).	✓	N/A	Update the training quiz and distribute to tenants.

Table 5. Public Education and Outreach							
MCM/BMP Description	Responsible Dept. / Section	BMP Applied/ Measurable Goal(s)	BMP Start Date	Permit Year 17 Milestones/Progress on Goal(s)	Completed in 2019?	New or Revised Goal	Planned Activities for Permit Year 18 (2020)
CD.14.g. SWMP A.3.2.3.-4. Tenant Educational Materials	HAR-EE	Twice per year, distribute educational materials to tenants.	1/1/18	Educational materials that were distributed in 2019 include handouts available at the annual Tenant Stormwater Awareness Training on 8/22/2019 and 9/18/2019 (Attachment 2a – 2d) and handouts available at the annual Protect Our Water Conference on 11/13/19.	✓	N/A	Distribute materials twice per year.
CD.14.h.i. New Tenant Information Package	HAR-EE	Develop and update as necessary the New Tenant Information Package to include stormwater requirements.	11/5/14	• The new tenant information package is available on the HDOT-Harbors web page and is also provided to the new tenants directly. • The new tenant welcome brochure was updated in 2019 (Attachment 2e).	✓	N/A	Distribute information to new tenants.
CD.14.h.ii. TIM Section 2 Inspect New Tenants	HAR-EE	Conduct an initial inspection of 100% of new tenants within three months of the tenant occupying a Harbor's space.	1/1/18	Two new/initial inspections were conducted in 2019, which represents 100% of new tenants formally identified by HAR-PM (Labeled as "new" under the "Inspection Type" column in Attachment 8).	✓	N/A	Inspect new tenants as applicable.

4.3 PUBLIC INVOLVEMENT AND PARTICIPATION

HAR 11-55, Appendix K requires the NPDES permittee to create a public involvement program that includes users of the permittee's small MS4 to develop, implement, and review the SWMP. Table 6 shows how HDOT-Harbors satisfied this requirement for its tenants and the general public.

Table 6. Public Involvement and Participation

MCM/BMP Description	Responsible Dept. / Section	BMP Applied/ Measurable Goal(s)	BMP Start Date	Permit Year 17 Milestones/Progress on Goal(s)	Completed in 2019?	New or Revised Goal	Planned Activities for Permit Year 18 (2020)
CD.11.a.ii. SWMP A.4. Solicit Comments through Web page	HAR-EE	By 2/3/15, solicit comments on the revised SWMP through the HDOT-Harbors web page.	11/5/14	• The SWMP was posted on the HDOT-Harbors web page in February 2015. • There were 1,669 web page views in 2015 and no public comments received on the SWMP.	✓	N/A	Re-evaluate public involvement strategy.
CD.11.a.ii. SWMP A.4. Solicit Comments through Newspaper	HAR-EE	By 2/3/15, advertise in one local newspaper for SWMP comments	11/5/14	• On February 7, 2015 a notice was placed in the Honolulu Star Advertiser that directed the public to comment on the updated SWMP. • No public comments were received in 2015.	✓	N/A	Re-evaluate public involvement strategy.

Table 6. Public Involvement and Participation							
MCM/BMP Description	Responsible Dept. / Section	BMP Applied/ Measurable Goal(s)	BMP Start Date	Permit Year 17 Milestones/Progress on Goal(s)	Completed in 2019?	New or Revised Goal	Planned Activities for Permit Year 18 (2020)
CD.11.a.ii. SWMP A.4. SWMP Commenter	General Public, Tenants	Within 45 days of posting SWMP, receive at least one comment on the updated SWMP from a tenant or the public. Receive at least one comment that results in a revision to the SWMP.	2/2/15	No public comments were received on the SWMP.	✓	N/A	Re-evaluate public involvement strategy.

4.4 ILLICIT DISCHARGE DETECTION AND ELIMINATION (IDDE) PROGRAM

HAR § 11-55, Appendix K requires the NPDES permittee to create an IDDE program. The program implement and enforces methods to detect and eliminate illicit discharges that, at a minimum, include the following:

A. Establish rules, ordinances, or other regulatory mechanism, including enforcement procedures and actions, that prohibit non-stormwater discharges, Section 1 of HAR § 11-55, Appendix K lists discharges that do not cause or contribute to any violations of water quality standards, into the permittee's small MS4 system;
B. Procedures to detect and eliminate illicit discharges as defined in Code of Federal Regulations 40 Section 122.26(b) (2); and
C. Compile of a list of non-stormwater discharges or flows that are considered to be significant contributors of pollutants to the system, and measures to prevent these discharges into the permittee's small MS4, or reduce the amount of pollutants in these discharges.

Table 7 summarizes data regarding HDOT-Harbors' IDDE program, MCMs, BMPs, goals, milestones, and planned activities.

Table 7. Illicit Discharge Detection and Elimination (IDDE) Program

MCM/BMP Description	Responsible Dept. / Section	BMP Applied/ Measurable Goal(s)	BMP Start Date	Permit Year 17 Milestones/Progress on Goal(s)	Completed in 2019?	New or Revised Goal	Planned Activities for Permit Year 18 (2020)
CD.16.a. Illicit Discharge Definition	HAR-EE	By 11/5/14, promulgate a definition of illicit discharge with examples.	11/5/14	• Definition included in SWMP and provided in all training presentations, including tenant/ employee stormwater general awareness, construction and post-construction, tenant inspector, ORI, and IDDE). • A non-stormwater discharge that poses a risk to the environment.	✓	N/A	Continue to communicate definition.

Table 7. Illicit Discharge Detection and Elimination (IDDE) Program							
MCM/BMP Description	Responsible Dept. / Section	BMP Applied/ Measurable Goal(s)	BMP Start Date	Permit Year 17 Milestones/Progress on Goal(s)	Completed in 2019?	New or Revised Goal	Planned Activities for Permit Year 18 (2020)
CD.16.b.i. & iii. SWMP B.4. Tenant Site Assessments	HAR-EE, HAR-O, HAR-PM	Annually, conduct site assessments in high risk areas and implement enforcement response plan where necessary.	1/1/18	• HAR-O personnel and HAR-PM have been informed that they should remain vigilant during daily activities in harbor areas for suspected illicit discharges. • HAR-EE and consultants' personnel assessed sites for illicit discharges during tenant, construction, and outfall inspections. Refer to those items for additional data. • There were no enforcement actions as a result of site assessments in 2019.	✓	N/A	Update IDDE and tenant training and continue to conduct site assessments.
CD.16.b.ii. SWMP B.4. Outreach Activities	HAR-EE	Conduct outreach during site assessments and identify areas that may need signs.	1/1/18	• HDOT-Harbors continued to provide verbal outreach during site assessments and other activities. • In 2019, HDOT-Harbors environmental personnel conducted an inspection of 90 metal signs to assess their quality and need for replacement. • 28 signs were found in need of repair, replacement or further action.	✓	N/A	Continue to conduct outreach activities.

Table 7. Illicit Discharge Detection and Elimination (IDDE) Program							
MCM/BMP Description	Responsible Dept. / Section	BMP Applied/ Measurable Goal(s)	BMP Start Date	Permit Year 17 Milestones/Progress on Goal(s)	Completed in 2019?	New or Revised Goal	Planned Activities for Permit Year 18 (2020)
CD.16.c.i. SWMP B.3. ORIIP Section 2 Outfall Prioritization	HAR-EE	Annually, reprioritize outfalls.	1/1/18	• No dry weather inspection reconnaissance was conducted based on the outfall prioritization. • Dry weather inspection reconnaissance was conducted in 2018.	✓	N/A	Re-prioritize outfalls based on ORI.
CD.16.c.i. SWMP B.3. ORIIP Section 2 Outfall Inspections	HAR-EE	Inspect outfalls according to their risk ranking.	1/1/18	• Outfalls adjacent to a NPDES NOI-C permit regulated construction site (a high-risk area) were inspected for Wet Weather inspections using the ORI form (Attachment 9a). • The Wet Weather ORI report can be found in Attachment 9b.	✓	N/A	Conduct dry weather screening of all outfalls. Conduct wet weather screening.
CD.16.c.ii. & CD.16.d. SWMP B.3 ORIIP Section 3.3 Dry Weather Illicit Discharges	HAR-EE	Ensure 100% of illicit discharges identified during dry weather flows are properly addressed.	1/1/18	Outfall inspections revealed no illicit discharges.	✓	N/A	Continue to address illicit discharges if any.

Table 7. Illicit Discharge Detection and Elimination (IDDE) Program							
MCM/BMP Description	Responsible Dept. / Section	BMP Applied/ Measurable Goal(s)	BMP Start Date	Permit Year 17 Milestones/Progress on Goal(s)	Completed in 2019?	New or Revised Goal	Planned Activities for Permit Year 18 (2020)
CD.16.c.i.2. & CD.16.c.ii. SWMP B.3 ORIIP Section 3.4 Wet Weather BMP Improvements	HAR-EE	Ensure that 100% of BMPs identified during wet weather ORI as needing improvement are properly addressed.	1/1/18	• Wet weather ORIs were conducted for outfalls located adjacent to a NPDES NOI-C permit regulated construction area at Piers 41 & 42 on September 23, 2019.	✓	N/A	Continue to address BMPs that need improvement.
CD.16.d. SWMP B Illicit Discharge Tracking and Elimination	HAR-EE	Identify and take necessary actions to stop the source of all illicit discharges.	1/1/18	• There were three (3) illicit discharge identified from tenant facilities and both were addressed promptly (Attachment 10a). • HAR-EE also assisted with resolving 29 other reports of miscellaneous discharges (Attachment 10b).	✓	N/A	Investigate illicit discharges where observed.
CD.16.e.i. TIM Section 4.3 Tenant Risk Ranking	HAR-EE HAR-PM	Annually ensure that all tenants have been risk ranked according to the TIM.	1/1/18	• An inventory of tenant inspections and their risk rankings are included in Attachment 8. • There are 46 low ranked tenants, 20 medium ranked tenants and 4 high ranked tenants for a total of 70 risk ranked tenants for 2019.	✓	N/A	Update risk ranking as necessary.

Table 7. Illicit Discharge Detection and Elimination (IDDE) Program							
MCM/BMP Description	Responsible Dept. / Section	BMP Applied/ Measurable Goal(s)	BMP Start Date	Permit Year 17 Milestones/Progress on Goal(s)	Completed in 2019?	New or Revised Goal	Planned Activities for Permit Year 18 (2020)
CD.16.e.ii Routine Tenant Inspections	HAR-EE HAR-PM	Conduct tenant inspections / site reconnaissance in accordance with risk ranking and TIM.	1/1/18	• In 2019, a total of 80 routine/recurring tenant inspections and site reconnaissance were conducted. This accounts for 100% of tenants inspected in accordance with the current risk ranking and TIM. • Outreach materials were provided during these inspections when as instructed and tenants were also instructed to visit the HDOT-Harbors web page.	✓	N/A	Continue to conduct inspections as required by risk ranking.
CD.16.e.iii. Site Reconnaissance Follow-up Inspections	HAR-EE HAR-PM	Ensure that 100% of follow-up inspections to the site reconnaissance are completed following a substantive change to a facility's operations, size, or activities.	1/1/18	• There were no substantive changes to facility operations, size or activities in 2019. • No follow-up inspections were needed after conducting the annual reconnaissance.	✓	N/A	Continue to conduct follow-up inspections as necessary.
SWMP B.2. TIM. Illicit Discharge Follow-up Inspections	HAR-EE	Ensure that 100% of follow-up inspections for illicit discharges are completed within 7 days of discovery.	1/1/18	100% of follow-up inspections for illicit discharges were completed within seven days of discovery (Attachment 10a-10b).	✓	N/A	Continue to conduct follow-up inspections as necessary.

Table 7. Illicit Discharge Detection and Elimination (IDDE) Program							
MCM/BMP Description	Responsible Dept. / Section	BMP Applied/ Measurable Goal(s)	BMP Start Date	Permit Year 17 Milestones/Progress on Goal(s)	Completed in 2019?	New or Revised Goal	Planned Activities for Permit Year 18 (2020)
SWMP B.2. TIM. Compliant Follow-up Inspections	HAR-EE	Ensure that 100% of follow-up inspections are completed the next working day after receipt of a compliant.	1/1/18	There were no complaints received in 2019.	✓	N/A	Continue to conduct follow-up inspections as necessary.
CD.15.a.i. SWMP B.6.1. Employee Awareness Training	HAR-EE HAR-O	Annually, ensure that 100% of employees receive stormwater awareness and pollution prevention survey. Ensure that 80% of employees respond to the survey.	1/1/18	• HDOT-Harbors created a survey via an online survey site called esurv.org. 91.52% of DOT-Harbors employees completed the educational survey and feedback was positive for the online platform. A summary of the survey results and a copy of the survey are included in Attachment 5b. • Although the majority received very high scores, the most commonly missed question (#2) related to the HDOT-Harbors stormwater awareness message. HDOT-Harbors plans to make this a focal point for training efforts in 2020.	✓	N/A	Evaluate the feedback and results from previous year and update educational materials to employees and conduct another survey.

Table 7. Illicit Discharge Detection and Elimination (IDDE) Program							
MCM/BMP Description	Responsible Dept. / Section	BMP Applied/ Measurable Goal(s)	BMP Start Date	Permit Year 17 Milestones/Progress on Goal(s)	Completed in 2019?	New or Revised Goal	Planned Activities for Permit Year 18 (2020)
CD.15.a.ii. SWMP B.6.1. Employee Education	HAR-EE HAR-O	Annually ensure that 100% of employees receive information about stormwater pollution.	1/1/18	• Handouts and informational sheets were distributed to HDOT-Harbors offices to provide enhanced general awareness on stormwater management and improving general housekeeping (Attachment 2a).	✓	N/A	Continue to distribute educational material.
CD.15.b.i. Illicit Discharge Detection and Elimination (IDDE) Program Training	HAR-EE HAR-O	Annually, train 100% of Marine Cargo Specialists, Police, and Grounds Supervisors on IDDE procedures.	1/1/18	• Marine cargo specialists, Harbor police, and grounds supervisors were trained on IDDE in July 2019 (Attachment 6a). Additionally, personnel from the HAR-O Maintenance Baseyard were also trained on IDDE procedures and in reporting suspected illicit discharges in harbor areas when observed during their normal rounds. • The presentation slides and a summary of completed training quizzes are included in Attachments 6b, respectively. • This exceeds 100% of available HDOT-Harbors personnel trained in 2019.	✓	N/A	Continue to train on IDDE.

Table 7. Illicit Discharge Detection and Elimination (IDDE) Program							
MCM/BMP Description	Responsible Dept. / Section	BMP Applied/ Measurable Goal(s)	BMP Start Date	Permit Year 17 Milestones/Progress on Goal(s)	Completed in 2019?	New or Revised Goal	Planned Activities for Permit Year 18 (2020)
CD.15.b.ii. & iii. SWMP B.6.2. &3. Inspector Training	HAR-EE	Ensure that 100% of inspectors have received tenant and/or Outfall Reconnaissance Inventory (ORI) training.	1/1/18	• There were two (2) new inspectors that required training in 2019 (Attachment 7a & 7b).	✓	N/A	Provide training to any new inspectors.

4.5 CONSTRUCTION SITE STORMWATER RUNOFF CONTROL

HAR § 11-55, Appendix K requires the NPDES permittee to develop, implement, and enforce a program to reduce pollutants in stormwater runoff entering the permittee's small MS4 system from construction activities disturbing one acre or more. Included are construction activities less than one acre that are part of a larger common plan of development or sale that would disturb one acre or more. Program priorities, includes:

A. Established rules, ordinances, or other regulatory mechanism, including enforcement procedures and actions, that require erosion and sediment controls;
B. Requirements for construction site operators to implement appropriate erosion and sediment control BMPs;
C. Requirements for construction site operators to control waste such as discarded building materials, concrete truck washout, chemicals, litter, and sanitary waste at the adverse impacts to water quality;
D. Procedures for site plan reviews which incorporate consideration of potential water quality impacts;
E. Procedures for receipt and consideration of information submitted by the public; and
F. Procedures for site inspection and enforcement of control measures.

Table 8 provides information about the construction site stormwater runoff controls, including MCMs, BMPs, goals, milestones, and planned activities.

Table 8. Construction Site Stormwater Runoff Control

MCM/BMP Description	Responsible Dept. / Section	BMP Applied/ Measurable Goal(s)	BMP Start Date	Permit Year 17 Milestones/Progress on Goal(s)	Completed in 2019?	New or Revised Goal	Planned Activities for Permit Year 18 (2020)
CD.17.a. City and County of Honolulu BMPs	HAR-EE	Ensure that City and County of Honolulu (CCH) BMPs are implemented for construction activities, where applicable.	11/5/14	• The CCH BMPs are referenced in the construction manual. • Further, during plan reviews and inspections, construction sites are evaluated to ensure they are following the CCH construction BMP requirements when applicable.	✓	N/A	Continue implementing CCH BMPs.

Table 8. Construction Site Stormwater Runoff Control							
MCM/BMP Description	Responsible Dept. / Section	BMP Applied/ Measurable Goal(s)	BMP Start Date	Permit Year 17 Milestones/Progress on Goal(s)	Completed in 2019?	New or Revised Goal	Planned Activities for Permit Year 18 (2020)
CD.17.b.i. SWMP C – CSRCP Inspections	HAR-EE / Construction Managers	Ensure 100% of construction inspections and enforcement actions are entered in a database.	1/1/18	• The construction inspection inventory is included in Attachment 11. • There were six active sites and 47 inspections during 2019. • There were no enforcement actions other than findings and recommendations documented in the inspection checklist, the majority of which were addressed during or by the next round of inspection.	✓	N/A	Continue tracking construction inspections and enforcement.
CD.17.b.ii. Temporary Erosion and Sediment Control Inspector	HAR-EE / Personnel Office	By 11/5/14, assign one temp and full-time position whose duties will include sediment and erosion control.	11/5/14	A HDOT-Harbors engineer is currently assigned to this position.	✓	N/A	Inspector will continue to perform duties relating to temporary erosion and sediment control measures.
CD.17.b.iii. Permanent Erosion and Sediment Control Inspector	HAR-EE / Personnel Office	By 12/31/15, establish a permanent erosion and sediment control position and utilize consultants.	11/5/14	A permanent position for Erosion and Sediment Control Inspector was filled in 2017.	✓	N/A	None.

Table 8. Construction Site Stormwater Runoff Control							
MCM/BMP Description	Responsible Dept. / Section	BMP Applied/ Measurable Goal(s)	BMP Start Date	Permit Year 17 Milestones/Progress on Goal(s)	Completed in 2019?	New or Revised Goal	Planned Activities for Permit Year 18 (2020)
CD.17.b.iv. SWMP C – CSRCP Construction Plan Reviews	HAR-EE / Engineering Project Managers	Review 100% of construction projects for environmental requirements per the CSRCP.	1/1/18	A total of nine tenant projects and 43 HDOT-Harbors projects were reviewed in 2019 (Attachments 12a and 12b), which represents 100% of projects requiring environmental review.	✓	N/A	Review construction plans.
SWMP C – CSRCP Review Checklist	HAR-EE	Ensure that 100% of projects are reviewed using the Construction Site Design Review Checklist.	1/1/18	100% of the NOI-C regulated projects reviewed are required to use the Construction Site Design Review Checklist.	✓	N/A	Continue to review form where applicable.
SWMP C – CSRCP Less Than One Acre Forms	HAR-EE	Ensure that 100% of non-exempt projects that are less than one acre have submitted the form.	1/1/18	• Five HDOT-Harbors projects were considered non-exempt projects and four were regulated by NPDES NOI-C Permit (Attachment 12a). • Four tenant projects were considered non-exempt and four were regulated by NPDES NOI-C Permit (Attachment 12b). • 11.6% of HDOT-Harbors projects and 44.4% of tenant projects were considered non-exempt projects less than one acre and therefore were required to submit the form.	✓	N/A	Continue to review form where applicable.

Table 8. Construction Site Stormwater Runoff Control							
MCM/BMP Description	Responsible Dept. / Section	BMP Applied/ Measurable Goal(s)	BMP Start Date	Permit Year 17 Milestones/Progress on Goal(s)	Completed in 2019?	New or Revised Goal	Planned Activities for Permit Year 18 (2020)
SWMP C – CSRCP Review Documents	HAR-EE	Ensure that 100% of SWPPPs, NOIs, and discharge permits have been reviewed.	1/1/18	100% of project supporting documents are reviewed as a part of the standard review process.	✓	N/A	Continue to review where applicable.
SWMP C – CSRCP Section 5.1	HAR-EE	Ensure 100% of contractors receive the Construction BMP Field Manual.	1/1/18	100% of contractors were provided with access to the BMP field manual on HDOT-Harbors' web page.	✓	N/A	Maintain BMPs on web page.
CD.15.c. & d. SWMP C – CSRCP Section 5.1 Construction and Post-Construction Training	HAR-EE	Ensure that 100% of staff whose duties are related to construction or post-construction are trained by an instructor who is approved by EPA and HDOH.	1/1/18	• A construction and post-construction training were provided to engineers, consultants, contractors, and inspectors on 11/13/2019 and 12/16/2019 (Attachment 4a). The online video has been continuously used as an alternate training source. • As a result, a total of 75 people was trained, which exceeds 100% of the required individuals (Attachment 4b). • Completed surveys are included in Attachment 4b.	✓	N/A	Conduct annual training.
SWMP C – CSRCP Section 5 Construction Training Materials	HAR-EE	Update training materials to reflect comments received from the training survey.	1/1/18	Comments received indicated that participants would like this training to be an online on-demand training (Attachment 4c).	✓	N/A	Conduct annual training.

Table 8. Construction Site Stormwater Runoff Control							
MCM/BMP Description	Responsible Dept. / Section	BMP Applied/ Measurable Goal(s)	BMP Start Date	Permit Year 17 Milestones/Progress on Goal(s)	Completed in 2019?	New or Revised Goal	Planned Activities for Permit Year 18 (2020)
SWMP C – CSRCP Section 5.2	HAR-EE	Aim for a goal of 85% positive feedback about construction training.	1/1/18	Survey results from 2019 indicated that training participants found the training material very relevant and useful with an average of 91% positive feedback (Attachment 4c).	✓	N/A	Continue to provide surveys to trainees.

4.6 POST-CONSTRUCTION STORMWATER MANAGEMENT IN NEW DEVELOPMENT AND REDEVELOPMENT

HAR § 11-55, Appendix K requires the NPDES permittee to develop, implement, and enforce a program to reduce pollutants in stormwater runoff entering the permittee's small MS4 system from new development and redevelopment projects that disturb up to one acre. Included are, construction sites less than one acre that are part of a large common plan of development, or sale that would disturb one acre or more. The program includes the following:

A. Establish rules, ordinances, or other regulatory mechanisms, including enforcement procedures and actions, that address post-construction runoff from new development and redevelopment projects;
B. Structural and/or non-structural BMPs to minimize water quality impacts and attempt to maintain predevelopment runoff conditions; and
C. Procedures for long-term O&M of BMPs.

Table 9 provides information about DOT-HDOT-Harbors' post-construction stormwater management activities in new development and redevelopment projects, including MCMs, BMPs, goals, milestones, and planned activities.

Table 9. Post-Construction Stormwater Management in New Development and Redevelopment

MCM/BMP Description	Responsible Dept. / Section	BMP Applied/ Measurable Goal(s)	BMP Start Date	Permit Year 17 Milestones/Progress on Goal(s)	Completed in 2019?	New or Revised Goal	Planned Activities for Permit Year 18 (2020)
CD.18.a.i.,- iii. SWMP 2.5.1. Retrofit Project Inventory	HAR-EE	By 5/4/15, create an inventory of construction projects from 5/19/03 and rank them according to retrofit potential.	11/5/14	An inventory of projects was completed and evaluated for retrofit potential in 2015.	✓	N/A	None

Table 9. Post-Construction Stormwater Management in New Development and Redevelopment							
MCM/BMP Description	Responsible Dept. / Section	BMP Applied/ Measurable Goal(s)	BMP Start Date	Permit Year 17 Milestones/Progress on Goal(s)	Completed in 2019?	New or Revised Goal	Planned Activities for Permit Year 18 (2020)
CD.18.a.iii. Retrofit Feasibility Scope	HAR-EE	By 8/2/15, draft a scope of the retrofit feasibility study and submit it to EPA and DOH for approval.	11/5/14	• The Retrofit Feasibility Study Scope was submitted to EPA in early August 2015. • The EPA responded via letter dated December 3, 2015, that they required additional details. • The EPA approved the revised study outline on March 14, 2015. • The EPA approved the revised study approach on April, 19, 2016. • The EPA approved the revised study scope in August 2016. • On April 11, 2017 the Feasibility study report was submitted to EPA.	✓	N/A	None

Table 9. Post-Construction Stormwater Management in New Development and Redevelopment							
MCM/BMP Description	Responsible Dept. / Section	BMP Applied/ Measurable Goal(s)	BMP Start Date	Permit Year 17 Milestones/Progress on Goal(s)	Completed in 2019?	New or Revised Goal	Planned Activities for Permit Year 18 (2020)
CD.18.a.iii. SWMP E Final Retrofit Study	HAR-EE	240 days after EPA and DOH's approval, complete the final retrofit study.	4/31/17	• The Post-Construction BMP Retrofit Feasibility Study was performed by a HDOT-Harbors environmental engineering consultant (Weston Solutions, Inc.) and submitted to the EPA in 2017. • Three proposed permanent BMP (PBMP) retrofit project sites were included in the submittal. • The EPA approved the feasibility study on June 19, 2017.	✓	N/A	None

Table 9. Post-Construction Stormwater Management in New Development and Redevelopment							
MCM/BMP Description	Responsible Dept. / Section	BMP Applied/ Measurable Goal(s)	BMP Start Date	Permit Year 17 Milestones/Progress on Goal(s)	Completed in 2019?	New or Revised Goal	Planned Activities for Permit Year 18 (2020)
CD.18.a.iv. SWMP 2.5.2. Retrofit Construction	HAR-E	Four years after approval of the Retrofit Feasibility Study, the construction will commence for the three highest ranked projects.	6/19/17	• No construction work performed this year. The Retrofit BMP projects currently in various phases of design are anticipated to be completed in 2020. • Potential pollutants of concern were identified and effective permanent BMPs for the three (3) approved project sites at Piers 31, 51 and 52 have been recommended. • Construction of all three retrofit BMP projects are expected to commence following the completion of design and project awarding in 2020.	N/A	N/A	Design work will be completed and construction is anticipated to begin for the three approved PBMP retrofit projects in 2020.
CD.18.b.i. Permanent BMP Plan Review	HAR-EE	Review 100% of applicable construction projects using the Post-Construction BMP Plan Checklist.	1/1/18	The Post-Construction BMP Plan Checklist was used to evaluate 100% of the regulated projects (Attachments 12a and 12b).	✓	N/A	Continue to use the Post-Construction BMP Plan Checklist for plan review on applicable projects.

Table 9. Post-Construction Stormwater Management in New Development and Redevelopment							
MCM/BMP Description	Responsible Dept. / Section	BMP Applied/ Measurable Goal(s)	BMP Start Date	Permit Year 17 Milestones/Progress on Goal(s)	Completed in 2019?	New or Revised Goal	Planned Activities for Permit Year 18 (2020)
CD.18.c. BMP Standards	HAR-EE	Adopt technical standards that govern permanent BMPs.	11/5/14	HDOT-Harbors adopted the CCH BMP in 2015 SWMP. The 2017 version of the CCH BMP guide will be adopted in future SWMP revisions.	✓	Completed	None
CD.18.f.i. Harbors Project O&M Documents	HAR-E Construction Section / HAR-EE	Ensure 100% of HDOT-Harbors projects with permanent BMPs have an O&M plan, monitoring plan where applicable, and ongoing maintenance.	1/1/18	100% of HDOT-Harbors projects with permanent post-construction BMPs have an O&M plan, where applicable, and ongoing maintenance.	✓	N/A	Continue to review plans for permanent BMPs.
CD.18.f.i. Tenant Project PBMP Maintenance	HAR-PM / HAR-EE	Ensure 100% of tenant projects with permanent BMPs have updated leases requiring an O&M plan.	1/1/18	• All projects with permanent BMPs have an O&M Plan. • 100% of tenant projects with PBMPs have O&M plans or have adopted one from the manufacturer(s).	✓	N/A	Update leases (when applicable) for tenants with permanent BMPs in include requirements for an O&M plan.

Table 9. Post-Construction Stormwater Management in New Development and Redevelopment							
MCM/BMP Description	Responsible Dept. / Section	BMP Applied/ Measurable Goal(s)	BMP Start Date	Permit Year 17 Milestones/Progress on Goal(s)	Completed in 2019?	New or Revised Goal	Planned Activities for Permit Year 18 (2020)
CD.18.f.ii. PBMP Inspections by Tenants	HAR-EE / HAR-PM/ Tenants	Ensure 100% of required annual PBMP inspections are conducted by tenants and reported to HDOT-Harbors.	1/1/18	• 100% of required PBMP inspections are conducted by tenants and reported to HDOT-Harbors. • UHMC performs maintenance on the PBMPs at Pier 35 as part of their lease agreement.	✓	N/A	Continue to ensure that tenants required to maintain PBMPs submit annual reports to HDOT-Harbors.
CD.18.d.& g. PBMP Inspections by HDOT-Harbors	HAR-EE / Construction Managers	• Conduct permanent BMP inspections prior to, during, and upon completion of permanent BMP installation. • Once installed, conduct annual inspections and administer enforcement actions where necessary.	1/1/18	• Two rounds of permanent BMP inspections in conjunction with semiannual storm drain inlet screening inspections were conducted in 2019. • No enforcement actions were necessary (Attachments 14 and 15).	✓	N/A	Continue inspections where necessary.

Table 9. Post-Construction Stormwater Management in New Development and Redevelopment							
MCM/BMP Description	Responsible Dept. / Section	BMP Applied/ Measurable Goal(s)	BMP Start Date	Permit Year 17 Milestones/Progress on Goal(s)	Completed in 2019?	New or Revised Goal	Planned Activities for Permit Year 18 (2020)
CD 18.g.ii. Enforcement Records	HAR-EE	Ensure that 100% of enforcement actions are recorded in the project database.	1/1/18	There were no enforcement actions relating to permanent BMPs in 2019.	✓	N/A	Record enforcement as necessary.
CD.18.e. Permanent BMP Database	HAR-EE	Ensure 100% of post-construction BMP inspections are included in a database compatible with GIS.	1/1/18	100% of PBMP inspections were recorded in *Cityworks* (Attachments 14 and 15).	✓	N/A	Update the inventory as necessary.

4.7 POLLUTION PREVENTION AND GOOD HOUSEKEEPING

HAR § 11-55, Appendix K requires the NPDES permittee to develop a pollution prevention and good housekeeping (P2/GH) program that will implement and enforce an O&M program to prevent and reduce stormwater pollution from activities, including, but not limited to, park and open space maintenance, fleet and building maintenance, new construction and land disturbances, and stormwater system maintenance that, at a minimum, includes the following:

A. Good housekeeping and other control measures; and
B. Employee and contractor training on good housekeeping practices to ensure that good housekeeping measures and BMP practices are properly implemented.

Table 10 provides information about the P2/GH program, including MCMs, BMPs, goals, milestones, and planned activities.

Table 10. Pollution Prevention and Good Housekeeping

MCM/BMP Description	Responsible Dept. / Section	BMP Applied/ Measurable Goal(s)	BMP Start Date	Permit Year 17 Milestones/Progress on Goal(s)	Completed in 2019?	New or Revised Goal	Planned Activities for Permit Year 18 (2020)
CD.20. Storm Sewer System Operation and Maintenance	HAR-O & HAR-E	By 12/5/14, submit a Storm Sewer System Operation and Maintenance Program (SSS O&M) to DOH and EPA.	11/5/14	• Completed. • HDOT-Harbors submitted a revised SSS O&MP plan that was accepted by HDOH in 2017.	✓	N/A	None

Table 10. Pollution Prevention and Good Housekeeping							
MCM/BMP Description	Responsible Dept. / Section	BMP Applied/ Measurable Goal(s)	BMP Start Date	Permit Year 17 Milestones/Progress on Goal(s)	Completed in 2019?	New or Revised Goal	Planned Activities for Permit Year 18 (2020)
CD.20.a. Storm Sewer System Mapping	HAR-EE / HAR-EP	Within 180 days of U.S. Army Corps of Engineers (USACE) development of a GIS layer, create a map that identifies all storm drainage features.	1/1/15	• Complete. • In 2015, the USACE continued to add and refine SSS map features. Additionally, HDOT-Harbors environmental engineering consultant (Weston Solutions, Inc.) conducted field work (kayak surveys, closed circuit TV surveys and diving surveys) in November and December 2015 to fill in and correct 'data gaps' that remained in the original USACE version.	✓	Update storm drain maps as necessary.	Update SSS map as needed with new project information and other findings from field personnel and other sources.
CD.20.b. AMS	HAR-EE / HAR-EP	Within 180 days of USACE map completion, implement an AMS.	11/5/14	• In 2015, HDOT-Harbors contracted with an AMS consultant team to install, configure, demonstrate, test and deploy a cloud-based, GIS-centric *Cityworks* AMS for the Honolulu and Kalaeloa Barbers Point HDOT-Harbors stormwater system assets. • There were about 70 active *Cityworks* users from HDOT-Harbors personnel with essential roles in stormwater O&M and management in 2016.	✓	N/A	Update Cityworks AMS software when prompted by vendor (Azteca Cityworks).

Table 10. Pollution Prevention and Good Housekeeping							
MCM/BMP Description	Responsible Dept. / Section	BMP Applied/ Measurable Goal(s)	BMP Start Date	Permit Year 17 Milestones/Progress on Goal(s)	Completed in 2019?	New or Revised Goal	Planned Activities for Permit Year 18 (2020)
CD.20.c. Storm Drain Inspections	HAR-O	Complete storm drain inspections as described in the SSS O&M plan and record 100% in database.	1/1/18	• All accessible storm drain inlets and trench drains were inspected and cleaned in 2019 (Attachment 15a & 15b). • Inspection findings and cleaning results were recorded in the HDOT-Harbors AMS.	✓	N/A	Continue screening and recording inspections of all storm drains.
CD.20.d. Storm Drain Cleaning	HAR-O	• By 8/2/15, clean all inlets, pipes, and outfalls. • Then ensure structures are cleaned at least every five years and more frequently for "hot spots." • Ensure 100% of hot spots include best management practice (BMPs) plans.	1/1/18	• Accessible drainage features were cleaned in 2019 when needed. • Approximately 6.31 tons of debris were removed from the cleaning activities.	✓	N/A	Schedule and clean storm drains found to contain debris during screening and comprehensive inspections. Schedule cleaning in accordance with the SSS O&M Manual provisions.

Table 10. Pollution Prevention and Good Housekeeping							
MCM/BMP Description	Responsible Dept. / Section	BMP Applied/ Measurable Goal(s)	BMP Start Date	Permit Year 17 Milestones/Progress on Goal(s)	Completed in 2019?	New or Revised Goal	Planned Activities for Permit Year 18 (2020)
CD.20.d.ii. Rail Track Cleaning	Kalaeloa Barbers Point Harbor Tenants / HAR-OCB	Ensure that tenants develop and implement a cleaning schedule for the rail tracks.	1/1/18	The Kalaeloa Barbers Point Harbor District personnel ensure that the tenants have regularly completed rail track cleaning after each offloading operation to minimize coal dust and other aggregate materials from accumulating inside.	✓	N/A	Ensure that tenants continue to clean rails.
SWMP BMP 7-2. Wash Racks	HAR-EE	Review 100% of applications for wash rack use.	1/1/18	Two wash applications were reviewed and approved in 2019.	✓	N/A	Continue to review applications as received.
SWMP BMP 7-2. Dry Wells	HAR-EE	Review 100% of applications for dry wells and/or infiltration sinks.	1/1/18	No applications were received or reviewed in 2019.	✓	N/A	Continue to review applications as received.

5 PROGRAM OUTPUTS AND ACCOMPLISHMENTS

5.1 MS4 PROGRAM EXPENSES

Program expenditures include the costs of several consultant contracts as well as an estimate of time spent by HDOT-Harbors employees, HDOT Office of Environmental Compliance (HDOT ENV) and State of Hawai‘i, Department of the Attorney General (AG) support to ensure compliance with the conditions of the CD and the NPDES permit. Total expenditures in 2019 were less than the previous year. The largest expenditure in 2019 was general permit compliance; this expense category includes all other program expenses not included in the permit element categories such as vendor fees related to the *Cityworks* AMS, legal support from the AG's office, technical support from HDOT ENV and HAR-E, and consultant efforts not otherwise accounted for. As a part of the P2 program, HDOT-Harbors personnel inspected and cleaned small MS4s in 2019. Expenditures in the P2 category were slightly lower than last year. Expenses in the construction program were about the same as previous years. Overall, funds expended in 2019 met current needs. Table 11 provides a summary of the MS4 program expenses.

Table 11. MS4 Program Expenses

Item	Response
Office of Environmental Compliance created/staffed	Yes
Annual program budget/expenditures* (‘Best efforts’ estimates of 2019 expenditures)	
• Public Education and Outreach & Public Participation and Involvement program expenditures	$119,790
• Illicit Discharge Detection and Elimination Program expenditures	$235,711
• Construction Site Runoff Control expenditures	$371,835
• Post-Construction Stormwater Management in New Development and Re-development programs expenditures**	$78,000
• P2/GH BMP program expenditures	$192,869
• General Permit Compliance expenditures	$528,196
• Program Total Expenditures	**$1,526,401**
Funding mechanisms(s) - (Routine Maintenance Fund, Special Maintenance, Major Maintenance, Service Project, Equipment Acquisition, Capital Improvement Project)	Routine and Special Maintenance Funds, CIP

Notes:
Data is from the 2019 calendar year.
*Expenditures from HDOT-Harbors employees have been approximately based on the estimated percentage of time that they worked on stormwater related tasks.
**Permanent Post-Construction BMP plan checklist reviews and associated inspections are accounted for under the Construction Site Runoff Control category since they are completed in conjunction with construction related tasks.

Figure 1 shows $528,196 (35%) of the total expenditures for 2019 were for general permit compliance. The construction program was the second-highest expense at $371,835 (24%). The Illicit Dishcarge Detection Elimination program was third most expensive at $235,711 (15%). The P2/GH program cost $192,869 (13%) of the total budget, the Public Education/Involvement program cost $119,790 (8%), and the Post-Construction program cost $78,000 (5%).

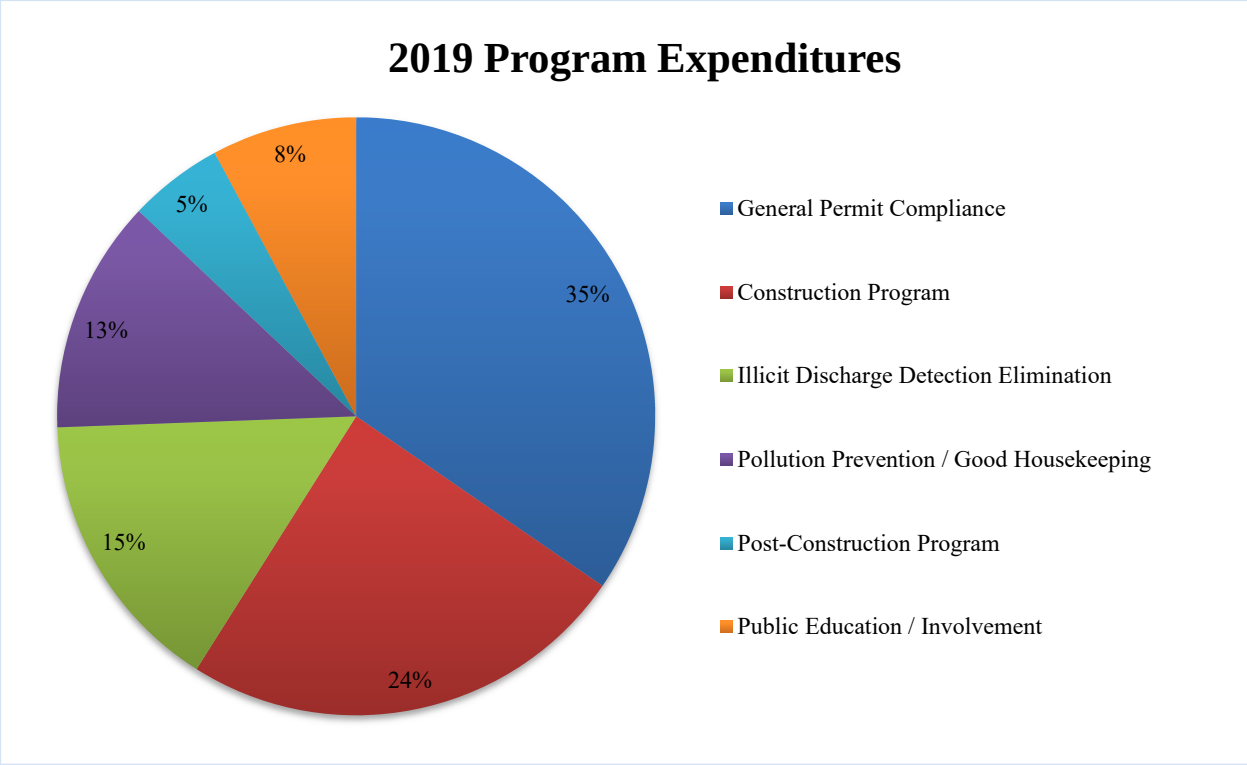

Figure 1. 2019 Program Expenditures

Figure 2 shows the program expenditures over the last six years.

- The General Permit Compliance expenditures decreased in 2019. It was $792,560 in 2018, and decreased to $528,196 in 2019, a difference of $264,364.
- The Construction program cost $371,835 in 2019, compared to $366,900 in 2018, $347,168 in 2017, $322,300 in 2016, $177,252 in 2015, and $202,600 in 2014.
- The IDDE program expendures increased slightly in 2019 to $235,711 compared to $233,200in 2018, $244,200 in 2016, $187,1700 in 2015, and $234,400 in 2014.
- The P2/GH program decreased slightly in 2019 to $192,869 compared to $243,350 in 2018, $222,931 in 2017, $233,300 in 2016, $823,297 in 2015, and $170,100 in 2014.
- The Post-Construction program spending decreased in 2019 to $78,000 compared to $170,750 in 2018, $150,857 in 2017, $98,700 in 2016, $35,794 in 2015, and $50,600 in 2014.
- The Public Education/Involvement program expenditures decreatsed slightly in 2019 to $119,790 compared to $120,700 in 2018, $142,580 in 2017, $233,700 in 2016, $217,905 in 2015, and $220,700 in 2014.

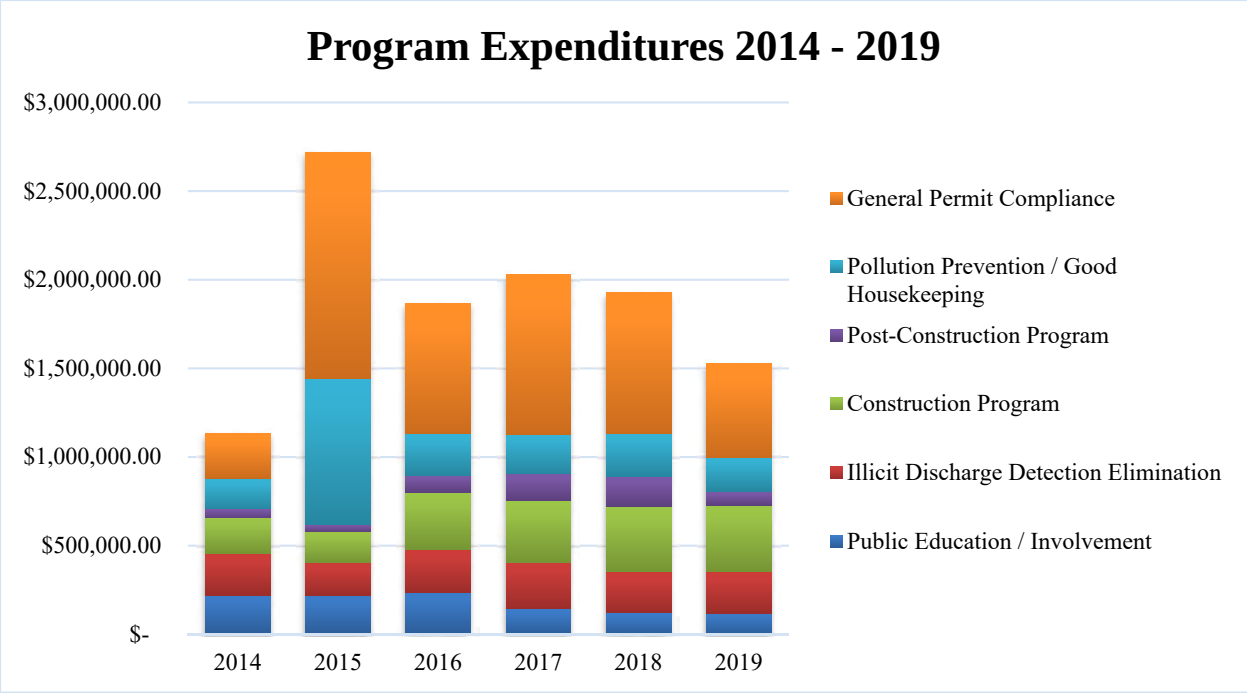

Figure 2. Program Expenditures from 2014 - 2019

5.2 EDUCATION, INVOLVEMENT, AND TRAINING

The training and education of HDOT-Harbors personnel, tenants, and the public were top priorities in 2019. Reiteration of the environmental requirements, HDOT-Harbors stormwater procedures, and best management practices has shown to be the best way to facilitate a culture of compliance and stormwater pollution awareness. The large number of people trained and their high quiz scores attest to the effectiveness of the training program.

Additionally, HDOT-Harbors participated in the joint HDOT "Protect Our Water Conference" on November 13, 2019 along with HDOT Highways and Airports Divisions. The conference highlighted the joint effort that the three HDOT divisions are taking to collectively protect the water resources of State of Hawai‘i.

Table 12. Education, Involvement, and Training

Description	Response
Estimated number of people reached by education program(s)*	402
• Tenant General Stormwater BMP Training	102
• Employee Stormwater Training	201
• Construction & Post-Construction Training	75
• IDDE	22
• New Inspectors	2
Average score on the environmental knowledge survey(s):	
• Tenant Stormwater Training	94.5 %
• Employee Survey (average % correct responses)	95.3 %
Tenants who had positive view of the training	90.3 %

Unique visitors to the stormwater web page	1,057
Adopt-A-Harbor volunteers	0
Public Education Signs	90
Storm Drain Inlets Stenciled	> 768
"Protect Our Water Conference" Attendees	357

Notes:
Data is from the 2019 calendar year.
*Some individuals may have been trained at two or more of the training sessions; however, they were counted separately.

Figure 3 provides data on the total number of employees, tenants, and engineering staff/consultants/contractors that received training for the last 11 years.

- In 2019, 201 employees, 102 tenants, and 75 engineering staff/consultants/contractors were trained.
- In 2018, 194 employees, 89 tenants, and 26 engineering staff/consultants/contractors were trained.
- In 2017, 189 employees, 123 tenants, and 20 engineering staff/consultants/contractors were trained.
- In 2016, 211 employees, 109 tenants, and 23 engineering staff/consultants/contractors were trained.
- In 2015, 237 employees, 99 tenants, and 28 engineering staff/consultants/contractors were trained.
- In 2014, 318 employees, 101 tenants, and 59 engineering staff/consultants/contractors were trained.
- In 2013, 16 employees, 126 tenants, and 17 engineering staff/consultants/contractors were trained.
- In 2012, 23 employees, and 118 tenants were trained.
- In 2011, 26 employees, and 84 tenants were trained.
- In 2010, 26 employees, and 83 tenants were trained
- In 2009, 51 employees, and 116 tenants were trained

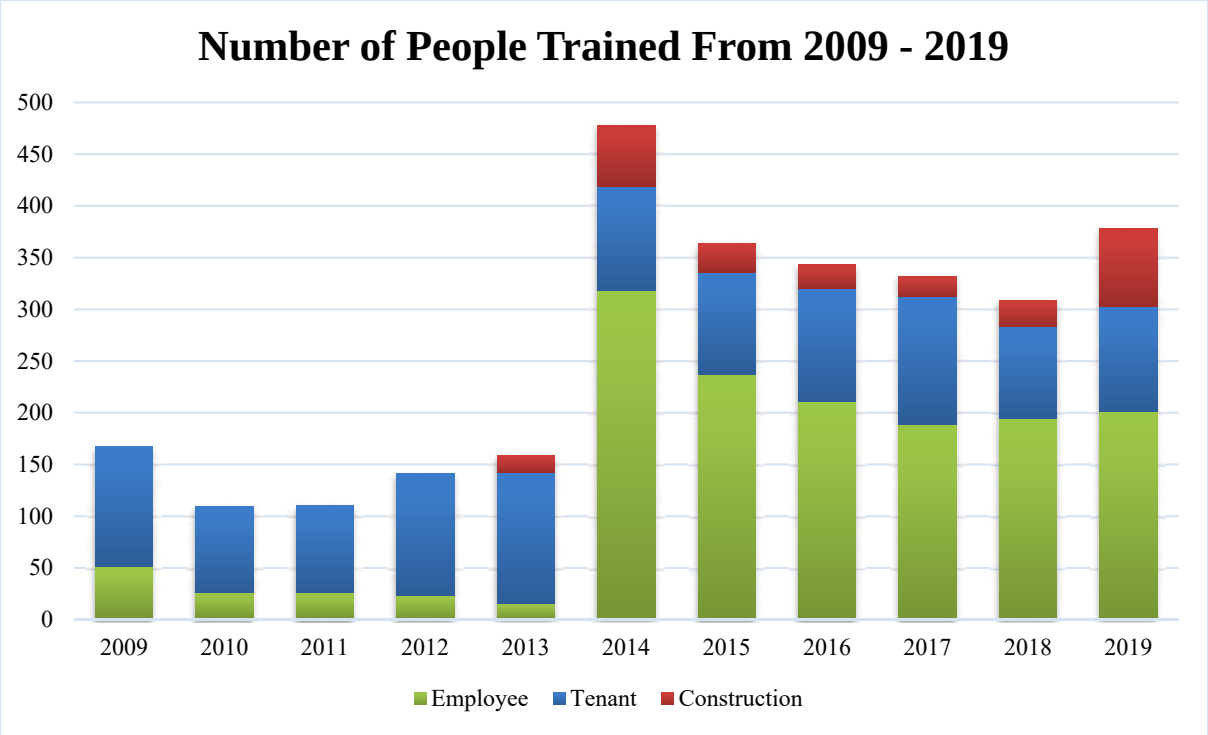

Figure 3. Number of People Trained from 2009 - 2019

5.3 LEGAL/REGULATORY

The current IDDE program was in place prior to the 2015 SWMP revision. However, construction and post-construction related activities, as well as post-development stormwater management activities were implemented with the 2015 SWMP. Table 13 shows all accompanying regulations were also in place prior to 2015 SWMP.

Table 13. Legal and Regulatory

Description	In Place Prior 2015 SWMP	Reviewing Existing Authorities	Drafted	Draft in Review	Adopted
Regulatory Mechanism Status (indicate with check)					
Illicit Discharge Detection & Elimination	✓				
Construction and Post-Construction Related Activities					✓
Post-Development Stormwater Management					✓
Accompanying Regulation Status (indicate with check)					
Illicit Discharge Detection & Elimination	✓				
Construction and Post-Construction Related Activities	✓				
Post-Development	✓				

Stormwater Management					

5.4 MAPPING AND ILLICIT DISCHARGES

The number of potential illicit discharges identified and investigated in 2019 decreased from previous years. The amount and type of illicit discharge investigations in 2019 were significantly higher than 2018. No incidents lead to the implementation of enforcement procedures via written letters. All investigations ended with the resolution of the illicit discharge issues.

The majority of the illicit discharge reports in 2019 came from HDOT-Harbors staff, tenants, and the public. This indicates that the training provided is effective and people understand the proper protocols to intitiate when potential pollution or a suspected illicit discharge is observed.

Table 14. Mapping and Illicit Discharges

Description	Response
System-wide mapping complete (complete storm sewer infrastructure)	100 %
Mapping method(s)	
Paper	100 %
GIS	100 %
Outfalls required to be inspected/screened:	
Honolulu Harbor	0
Kalaeloa Barbers Point Harbor	0
Illicit discharges investigated in 2019	31
SIDR / Public Reports	31
Tenant Inspections	1
Other Tenant Related Investigations	0
Construction Inspections	0
Outfall Reconnaissance	0
Illicit discharges investigated since 2010	274
% of population on sewer	100 %
% of population on septic systems	0 %
Complaints/concerns received from public	0
Note: Data is from the 2019 calendar year.	

Figure 4 shows the data recorded for illicit discharge investigations over the past 11 years, although data is missing for years 2011 and 2009.

- In 2019, there were 31 investigations performed in follow-up to 31 SIDRs. There was one from tenant inspections, none from construction inspections, and none from ORI reports.
- In 2018, there were 51 investigations performed in follow-up to 51 SIDRs. There was one from tenant inspections, none from construction inspections, and none from ORI reports.
- In 2017, there were 51 investigations performed for the SIDR. There were only two from tenant inspections, none from construction inspections, and none from ORI reports.
- In 2016, there were 26 SIDR forms filed, one tenant inspection, no construction inspections, and two ORI reports filed.
- In 2015, there were 27 SIDR forms filed, none tenant inspection, no construction

inspections, and one ORI report filed.

- In 2014, there were 12 SIDR forms filed, five tenant inspections, no construction inspections, and 5 ORI reports filed.
- In 2013, there were 19 SIDR forms filed, five tenant inspections, no construction inspections, and 11 ORI reports filed.
- In 2012, there were 24 SIDR forms filed, 15 tenant inspections, no construction inspections, and 16 ORI reports filed.
- There is no data available for 2011.
- In 2010, there were 10 SIDR forms filed, no tenant inspections, no construction inspections, and 3 ORI reports filed.

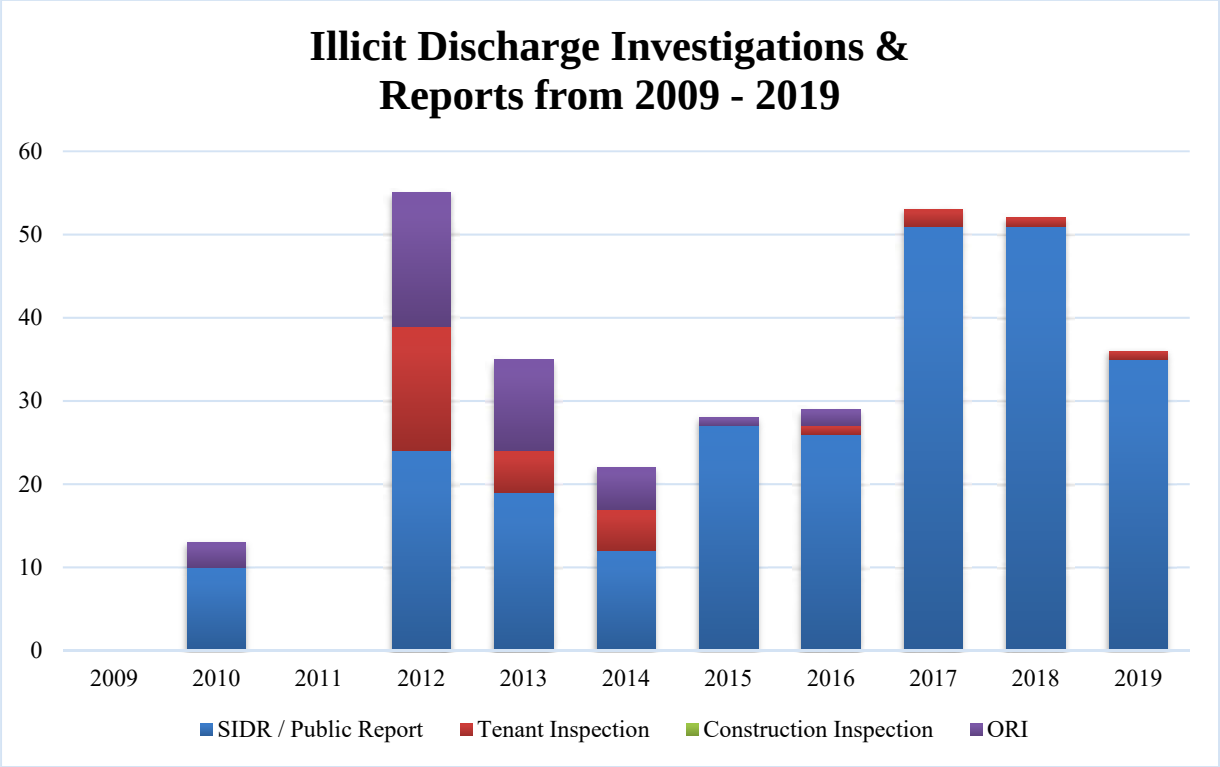

Figure 4. Illicit Discharge Investigations from 2009 - 2019

5.5 HDOT-HARBORS TENANTS

The risk ranking for tenants in 2019 was consistent with rankings performed in 2018, with 66% tenant sites classified as low risk. This is consistent with the fact that the majority of tenants at Honolulu Harbor and Kalaeloa Barbers Point Harbor conduct small scale operations.

The risk rank of one tenant changed in 2019 as a result of site inspections. The site changed from low to medium ranked. There were no tenant-related enforcement actions in 2019.

HDOT-Harbors highlighted management of non-stormwater discharges in the annual tenant and IDDE trainings to protect harbor waters. HDOT-Harbors is planning to continue to highlight management of non-stormwater discharges in 2020 training events.

Table 15. HDOT-Harbors Tenants	
Description	**Response**
Total Unique Tenants	63
Total Tenant Sites	70
• Low Risk Rank	46
• Medium Risk Rank	20
• High Risk Rank	4
Number of Tenant Inspections	80
• New	2
• Regular	34
• Final	4
• Site Reconnaissance	40
• Follow-up	0
Number of Enforcement Actions	0
Note: Data is from the 2019 calendar year.	

Figure 5 represents the distribution of tenant risk ranking. 66% of the tenant sites are low risk, 28% are considered medium risk, and only 6% are considered a high risk.

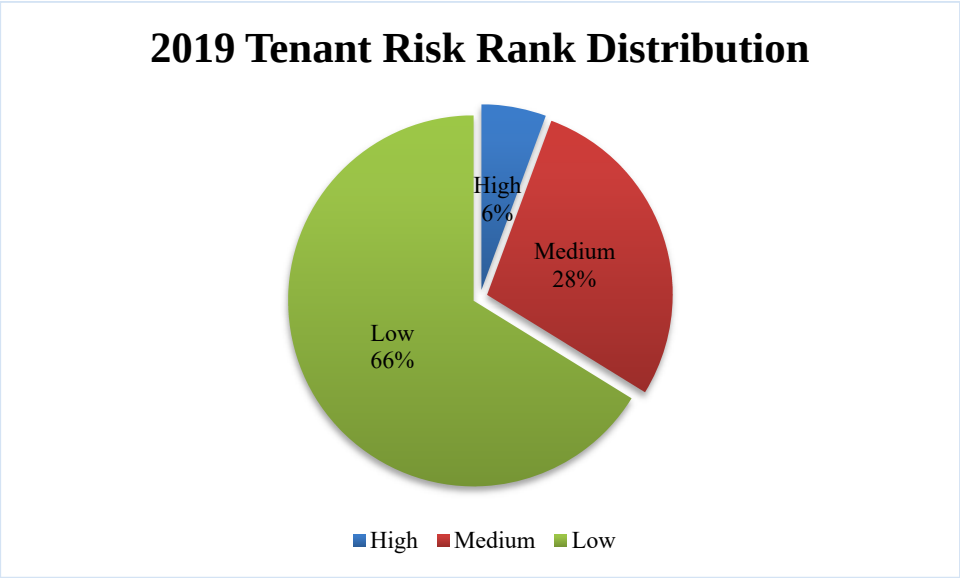

Figure 5. 2019 Tenant Risk Ranking Distribution

5.6 CONSTRUCTION

The number of construction inspections in 2019 increased from 2018. Minor findings were reported and corrected during and following inspections, leaving zero enforcement actions taken. This indicates that construction-related stormwater training is effective and shows evidence of growing stormwater pollution awareness, as well as the contractor's willingness to learn about the best methods to prevent pollution, and their commitment to protecting the environment.

Table 16. Construction	
Description	**Response**
Total number of project reviews	52
• HDOT	43
• Tenant	9
Total number of project reviews requiring NGPC	9
Number of inspected construction sites on HDOT-Harbors land	6
• HDOT	3
• Tenant	3
• Others (e.g., CCH)	0
Estimated percentage of construction starts adequately regulated for erosion and sediment control	100%
Site inspections completed	47
Enforcement actions	0
• Written warning	0
• Notice of Apparent Violation (NAV)	0
• Issuance of stop work order and summons/citations	0
• Referral to HDOH	0
• Fines collected	0
Note: Data is from the 2019 calendar year.	

Figure 6 illustrates the number of construction inspections and enforcement actions taken over the last eleven years.

- In 2019, there were 47 construction inspections and no enforcement actions.
- In 2018, there were 45 construction inspections and no enforcement actions.
- In 2017, there were 31 construction inspections and two enforcement actions.
- In 2016, there were 36 construction inspections and no enforcement actions.
- In 2015, there were 56 construction inspections and six enforcement actions.
- In 2014, there were 47 construction inspections and 36 enforcement actions.
- In 2013, there were 37 construction inspections and 13 enforcement actions.
- In 2012, there were 29 construction inspections and 21 enforcement actions.
- In 2011, there were 44 construction inspections, and no enforcement actions.
- In 2010, there were 54 construction inspections and 16 enforcement actions.
- In 2009, there were 52 construction inspections and 20 enforcement actions.

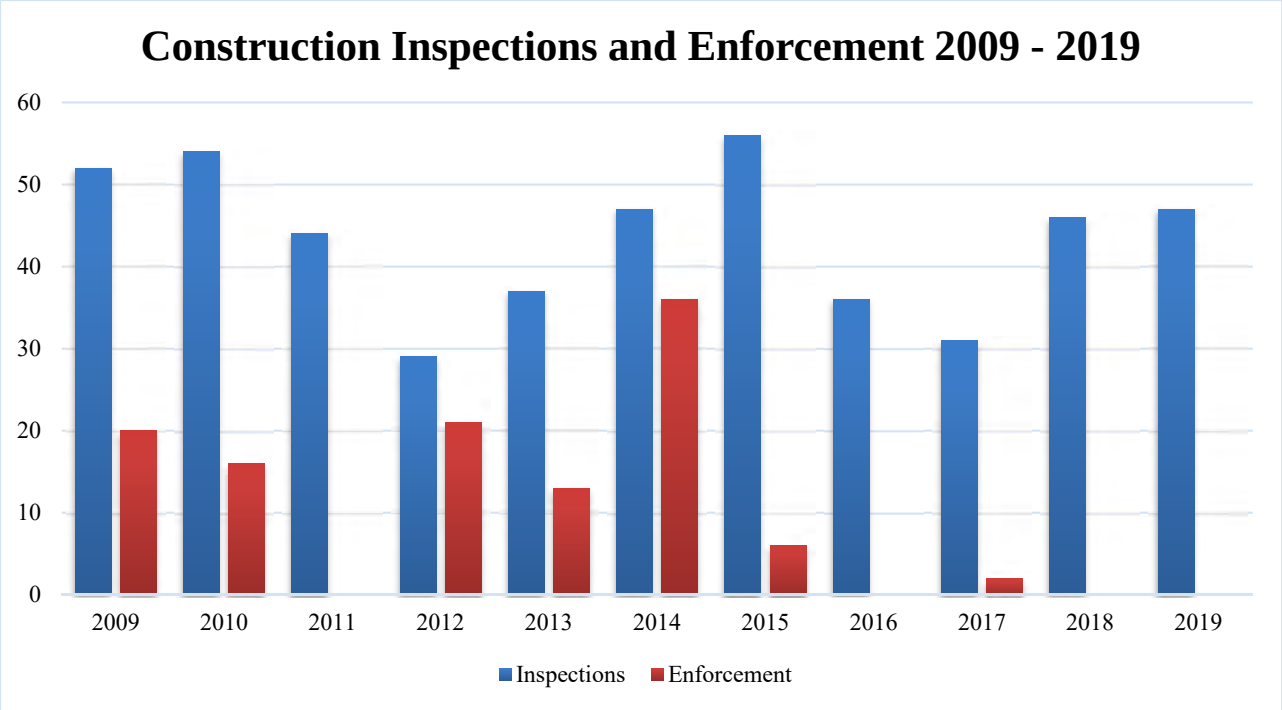

Figure 6. Construction Inspections and Enforcement from 2009 - 2019

5.7 POST-CONSTRUCTION STORMWATER MANAGEMENT

Table 17 shows all new development or redevelopment projects had adequate regulations for post-construction stormwater control; thus, there were no new permanent BMPs installed. Two rounds of site inspections in conjunction with semiannual storm drain system screening inspections was completed to review proper PBMP operations. PBMP maintenance is required through lease agreements, due diligence, property covenants, and right of way/easements, etc. for HDOT-Harbors tenants.

Table 17. Post-Construction Stormwater Management

Description	Response
Estimated percentage of new development/redevelopment projects adequately regulated for post-construction stormwater control	100 %
Number of new permanent BMPs	0
Site inspections (for proper BMP operation) completed	2
BMP maintenance required through lease agreements, due diligence and property covenants, right of way/easements, etc.	1
Note: Data is from the 2019 calendar year.	

5.8 OPERATIONS AND MAINTENANCE

Debris removal reached a total of 1,100 tons in 2019, a slight increase to the amount removed in 2018. The storm drain cleaning generated 6.31 tons of waste in 2019 which significantly increased from the previous year. The amount of metal recycled increased compared to what was recycled within the previous year. Green waste removed was significantly less than in 2018. Through

inspections and trainings, the amount of debris entering the HDOT-Harbors small MS4 has continued to decrease. HDOT-Harbors employees and tenants demonstrated their commitment to pollution prevention through the implementation and maintenance of proper BMPs.

Table 18. Operations and Maintenance

Description	Response
Average frequency of catch basin cleaning	2 times/year
Number of storm drain cleanings	270
Quantity of screenings/debris removed from storm sewer infrastructure	6.31 tons
Disposal or use of screenings (landfill, POTW, compost, beneficial use, etc.)	PVT Landfill
• Vacuum truck(s) owned/leased by HDOT-Harbors	1
• Vacuum trucks specified in contracts	No
• % Structures cleaned with vacuum	100%
• % Structures cleaned with manual labor	0 %
• Rotary brush street sweepers owned/leased	4
• Vacuum street sweepers specified in contracts	No
Average frequency of street sweeping	2 times/week
Quantity of sand/debris collected by sweeping	233.95 tons
Disposal of sweepings (landfill, POTW, compost, beneficial use, etc.)	Landfill
• Green Waste	6.01 tons
• Refuse	853.22 tons
• Used Batteries	0
• Electronic Waste	0 tons
Note: Data is from the 2019 calendar year.	

Figure 7 shows the level of debris and waste removed due to small MS4 maintenance actions over the last ten years.

- In 2019, HDOT-Harbors removed 6.01 tons of green waste, 853.22 tons of refuse, 233.95 tons of sweeper waste, 29.41 tons of scrap metal, 4.55 tons of recycled metal, and 6.31 tons of storm drain waste.
- In 2018, HDOT-Harbors removed 17.58 tons of green waste, 801.98 tons of refuse, 259.53 tons of sweeper waste, 26.48 tons of scrap metal, 3.77 tons of recycled metal, and 1.13 tons of storm drain waste.
- In 2017, HDOT-Harbors removed 36.74 tons of green waste, 748.30 tons of refuse, 23 tons of sweeper waste, 15.80 tons of recycled material, 15 tons of recycled metal, and 4 tons of storm drain waste.
- In 2016, HDOT-Harbors removed 50.66 tons of green waste, 845.33 tons of refuse, 23.11 tons of sweeper waste, 49.66 tons of recycled metal, and 12 tons of storm drain waste.
- In 2015, HDOT-Harbors removed 33 tons of green waste, 802 tons of refuse, 121 tons of sweeper waste, 103 tons of recycled metal, and 121 tons of storm drain waste.
- In 2014, HDOT-Harbors removed 36.09 tons of green waste, 1,293.12 tons of refuse, 134.81 tons of sweeper waste, 0 tons of recycled metal, and 20.45 tons of storm drain waste.
- In 2013, HDOT-Harbors removed 10.24 tons of green waste, 701 tons of refuse, 185.35 tons of sweeper waste, 21.25 tons of recycled metal, and 0 tons of storm drain waste.
- In 2012, HDOT-Harbors removed 0 tons of green waste, 431 tons of refuse, 377.57 tons of sweeper waste, 13.12 tons of recycled metal, and 0 tons of storm drain waste.
- In 2011, HDOT-Harbors removed 9.48 tons of green waste, 364 tons of refuse, 201.76 tons

of sweeper waste, 18.9 tons of recycled metal, and 0 tons of storm drain waste.

- In 2010, HDOT-Harbors removed 7.13 tons of green waste, 110.81 tons of refuse, 215.22 tons of sweeper waste, 15.92 tons of recycled metal, and 0 tons of storm drain waste.
- In 2009, HDOT-Harbors removed 13.17 tons of green waste, 175.37 tons of refuse, 246 tons of sweeper waste, 25.74 tons of recycled metal, and 0 tons of storm drain waste.

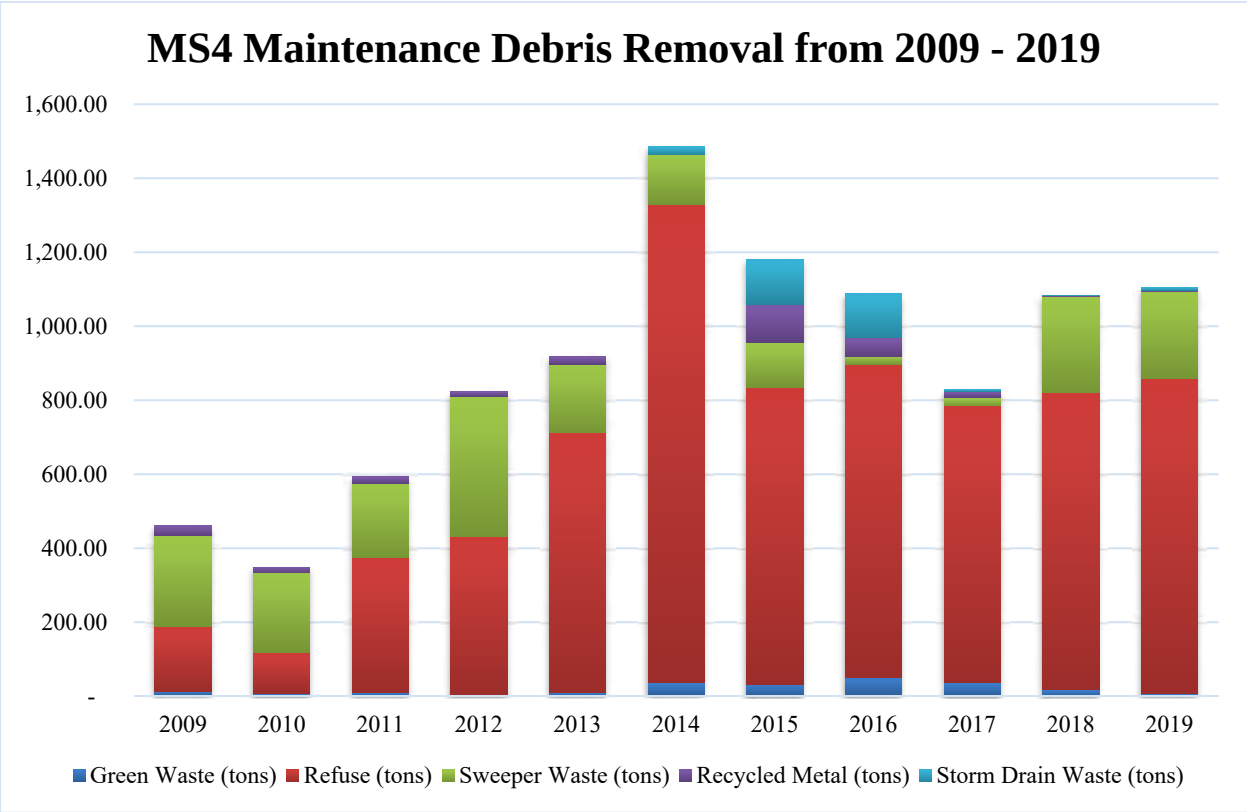

Figure 7. MS4 Maintenance and Debris Removal from 2009- 2019

6 CONCLUSION

HDOT-Harbors continues to strive towards compliance with all requirements of the CWA and conditions of their NPGCs and CD. The measurable goals that have been developed to gauge permit compliance and program effectiveness for each MCM has been deemed successful in 2019. Five out of the six MCMs are 100% in compliance, however, the overall program objectives have not been compromised. Some of these measurable goals appear to be outmoded and need to be further evaluated. Measurable goals for the Public Education and Outreach program were not achieved in several areas discussed below:

1. Maintain a web-based media as a means to disseminate stormwater awareness information and increase followers annually.
2. Set up and solicit one volunteer or storm drain stenciling activity and increase the number of participants from pervious events if participation is less than 50.
3. Increase the number of informational inquires and reports from the previous year.

HDOT-Harbors is in the process of updating their 2015 SWMP to modify these outmoded BMP Measurable Goals into more appropriate goals. HDOT-Harbors will continue to promote the use of webpage to convey stormwater awareness information; maintain stenciling and storm drain cleaning under Pollution Prevention and Good Housekeeping Program while supporting tenant's effort to conduct cleanup activities along the pier side; and maintain the SIDR to track informational inquiries, reports, and follow-up activities.

In 2019, HDOT-Harbors successfully met all compliance requirements and the timeline listed in the 2014 Consent Decree. HDOT-Harbors continues to coordinate the finalization of the ERP, which will be resubmitted in early 2020 for acceptance.

7 ATTACHMENTS

The information collected and analyzed for this report is contained in the following attachments at the end of this document, and supplied on the CD. For convenience, attachments are organized by program.

Public Education, Outreach, and Involvement

Attachment 1. Newspaper Advertisement Describing HDOT-Harbors Pollution Prevention Efforts

Attachment 2. Outreach Handouts

a. BMP Handouts
b. Reduce, Reuse, Recycle Brochure
c. Construction Brochure
d. Post-Construction Brochure
e. New Tenant Welcome Brochure

Training

Attachment 3. Tenant Training

a. Training Notice Letter
b. Presentation Slides
c. Sign-In Sheets
d. Tenant Environmental Manager of the Year Awards
e. Training Feedback Summary and Completed Surveys
f. Questionnaires Results Summary and Completed Questionnaires

Attachment 4. Construction and Post Construction Training

a. Presentation Slides
b. Sign-In Sheets and Completed Surveys
c. Completed Questionnaires

Attachment 5. HDOT-Harbors Employee Training

a. Outreach Educational Email
b. Survey and Results Summary

Attachment 6. Illicit Discharge Detection Elimination Training

a. Presentation Slides
b. Sign-In Sheets & Completed Questionnaires

Attachment 7. Inspector Training

a. Tenant Inspection Manual Presentation Slides
b. Completed Questionnaires

Illicit Discharge Detection and Elimination

Attachment 8. Tenant Inventory, Risk Rank and Inspection Summary

Attachment 9. Outfall Reconnaissance Inventory

a. ORI Inspection Form
b. 2019 ORI Wet Weather Report

Attachment 10. Illicit Discharge Investigations

a. Tenant
b. Suspected Illicit Discharge Reporting in 2019

Construction / Post-Construction

Attachment 11. Construction Project Inventory and Inspection Summary
Attachment 12. Reviewed Construction and Post-Construction Projects
    a. Department of Transportation, HDOT-Harbors Division Projects
    b. Tenant Projects

Miscellaneous Information

Attachment 13. Kalaeloa Barbers Point Harbor Stockpile Inspection Report
Attachment 14. MS4 and Permanent BMP Inspection Log
Attachment 15. Storm Drain Inspections
    a. Storm Drain Screening Inspection Log
    b. Storm Drain Comprehensive Inspection and Cleaning Log
Attachment 16. P2 Sign Inspections
Attachment 17. Street Sweeper Log
Attachment 18. Photographic Documentation
Attachment 19. PEAR Audit Draft and Final Reports
    a. PEAR #4 Draft and Final Reports
    b. PEAR #5 Draft and Final Reports

Attachment 1

Newspaper Advertisement Describing HDOT-Harbors Pollution Prevention Efforts

AFFIDAVIT OF PUBLICATION

IN THE MATTER OF
Hawaii DOT Harbors Division

STATE OF HAWAII }
} SS.
City and County of Honolulu }

Doc. Date: OCT 18 2019 **# Pages:** 1
Notary Name: Patricia K. Reese First Judicial **Circuit**
Doc. Description: Affidavit of Publication
Notary Signature OCT 18 2019 Date

PATRICIA K. REESE NOTARY PUBLIC No. 86-467 STATE OF HAWAII

Gwyn Pang being duly sworn, deposes and says that she is a clerk, duly authorized to execute this affidavit of Oahu Publications, Inc. publisher of The Honolulu Star-Advertiser, MidWeek, The Garden Island, West Hawaii Today, and Hawaii Tribune-Herald, that said newspapers are newspapers of general circulation in the State of Hawaii, and that the attached notice is true notice as was published in the

Honolulu Star-Advertiser 1 times on:
10/18/2019
MidWeek 0 times on:
The Garden Island 0 times on:
Hawaii Tribune-Herald 0 times on:
West Hawaii Today 0 times on:
Other Publications: 0 times on:

And that affiant is not a party to or in any way interested in the above entitled matter.

Gwyn Pang
Gwyn Pang

Subscribed to and sworn before me this 18 day of October A.D. 20 19

Patricia K. Reese, Notary Public of the First Judicial Circuit, State of Hawaii
My commission expires: Oct 07, 2022

Ad # 0001235213

PATRICIA K. REESE NOTARY PUBLIC No. 86-467 STATE OF HAWAII

SP.NO.: _____ L.N.

Hawaii DOT Harbors
Working Together to Prevent Po

In 2019, Hawaii Department of Transportation Harbors Divis
focused on preventing stormwater pollution through a variety
- Stormwater Awareness and Illicit Discharge Detection and
- Construction site run off control inspections, outfall reconn
tenant stormwater compliance inspection, and storm drain i
to identify and eliminate illicit discharges;
- Recognition of a Tenant Environmental Managers for their
to Protect Our Harbor Waters; and
- Regular street & container yard sweeping and storm drain c
minimize potential pollutants from discharging into harbor

UPCOMING EVENT

Protect Our Water Conference: November 13, 2019
This is a joint training session for Airports, Harbors, and Highw
designers, and contractors on preventing stormwater pollution
activities.
For more information, please visit the following website:
https://www.stormwaterhawaii.com/2019-protect-our-water-co

You Can Help with Pollution Preventi
- Report suspected illegal dumping or illicit discharges obse
Honolulu Harbor and Kalaeloa Barbers Point Harbor t
Traffic Control at (808) 587-2076 (24/7) or the Hotline b
- **Reduce, Reuse, and Recycle** – Bring a small positive acti
to reduce waste from our landfill and reduce pollution

Harbors Environmental Hotline: (808) 587-19
http://hidot.hawaii.gov/harbors/malamaikeawak

PROTECT
Our Harbor Waters
"Mālama i ke awa kai"

Attachment 2.a

BMP Handouts

Stormwater Management
BEST MANAGEMENT PRACTICES

Vehicle and Equipment Washing

Wash water from vehicle and equipment cleaning activities performed outdoors or in areas where wash water flows onto the ground can generate dry weather runoff contaminated with detergents, heavy metals, oils and greases, toxic substances, sediments, and other pollutants.

Releasing pollutants directly or indirectly into the storm drain system or the harbor by vehicle or equipment washing is a violation of the Harbor Municipal Separate Storm Sewer System (MS4) General Permit. Proper employee training, BMP implementation, and pollution prevention methods are required for compliance with the Harbor's Stormwater Management Plan (SWMP).

BMP Implementation

Primary Option: Off-site Washing

Facilities with small fleets should consider contracting with a commercial car wash. Commercial car wash facilities often recycle their water or are required to treat their wash water discharge prior to release into the sanitary sewer system. Pressure cleaning and steam cleaning should be done off-site to avoid generating runoff with high pollutant concentrations.

Secondary Option: On-Site Washing

NOTE: ON-SITE WASHING IS ALLOWED ONLY AFTER WASHING PROCEDURES ARE SUBMITTED TO THE HDOT HARBORS DIVISION FOR FORMAL APPROVAL

Vehicle and equipment washing should be conducted only in designated areas specifically designed to collect and hold generated wash and rinse water.

"For small jobs, berm the area surrounding the vehicle and use a wet/dry vacuum to capture the wash water for discharge to the sanitary sewer. For larger jobs, use a combination of berms and a vacuum truck, such as those used to clean storm and sanitary sewer systems, to capture and safely dispose of wash water. If detergents are used, clean the pavement to prevent this material from being carried to the storm drain during the next rainstorm." [1]

The contained wash water effluent should be recycled, discharged to the sanitary sewer system (permit may be required) or collected for off-site disposal at a permitted facility. Additionally, designated wash areas should be paved and contained using berms and a sump. Use hose nozzles with automatic shut off and bio-degradable soaps where appropriate. Inspect paved surfaces within the wash area and clean periodically to remove buildup of particulate matter or other pollutants. Vehicle maintenance, chemical storage, and other activities that could release pollutants are prohibited in washing areas. Train employees on proper cleaning, maintenance, and wash water disposal procedures. Documentation of this training should include a list of attendees, the date, the topic covered, and signatures of attendees.

[1] EPA Municipal Vehicle and Equipment Washing BMP Fact Sheet

The State Department of Transportation, Harbors Division has developed the Stormwater Management Plan (SWMP) in compliance with the National Pollutant Discharge Elimination System (NPDES) and the State of Hawaii Municipal Separate Storm Sewer System (MS4) General Permit requirements.

The SWMP is administered by the Environmental Section under the Engineering Branch.

Phone: 808-587-1962

Website: ***http://www.hidot.hawaii.gov/harbors/malamaikeawakai***

Stormwater Management
BEST MANAGEMENT PRACTICES

Vehicle and Equipment Fueling

Transfer and storage of bulk petroleum products (i.e. gasoline, diesel fuel, and motor oil) have the potential to pollute stormwater run-off. Implementation of BMPs is required to prevent or reduce petroleum pollutants from entering the stormwater drainage system. Both administrative controls, such as employee training and inspections, and structural controls, such as an automatic shut-off device and secondary containment, are necessary for an effective pollution prevention program.

BMP Implementation

Primary Option: Off-site Fueling

Utilize off-site commercial fueling facilities whenever feasible.

Secondary Option: On-Site Fueling

Vehicle fueling should be conducted only in designated areas specifically designed to contain spills and prevent contact with stormwater.

- Avoid positioning upstream or adjacent storm drainage features.
- Utilize impervious surfaces and containment designed to prevent stormwater run-on/off.
- Ensure spill kits are available (immediately clean up and properly dispose of used absorbent materials).
- Equip dispensing nozzles with automatic shut-off controls.
- Utilize drip pans if remote or mobile fueling is required.

Secondary containment must be provided for aboveground storage tanks if the facility's aggregate shell capacity of containers 55 gallons or greater exceeds 1,320 gallons.

- Containment required to be 110% of largest tank capacity.
- Containment required to have locking drain valve.
- Record containment inspections and uncontaminated rain water discharges.
- Develop Spill Prevention, Control, and Countermeasures (SPCC) Plan required per Federal/State regulations.

Periodic inspections should be performed of petroleum handling equipment and other structural controls. Train employees (document) on proper fueling and spill response responsibilities. Report all spills in accordance with the Hawaii Department of Health's (HDOH) Spill Reporting and Emergency Response requirements and document response actions.

EPA Website for SPCC Guidance
http://www.epa.gov/oem/content/spcc/

HDOH Spill Reporting and Emergency Response website:
http://hawaii.gov/health/environmental/hazard/spill.html

The State Department of Transportation, Harbors Division has developed the Stormwater Management Program (SWMP) in compliance with the National Pollutant Discharge Elimination System (NPDES) and the State of Hawaii Municipal Separate Storm Sewer System (MS4) General Permit requirements.

The SWMP is administered by the Environmental Section under the Engineering Branch.

Phone: 808-587-1962

Website:
http://www.hidot.hawaii.gov/harbors/malamaikeawakai

Stormwater Management
BEST MANAGEMENT PRACTICES

Outdoor Material Storage

Responsible storage of chemicals, such as paints, solvents, and cleaners can significantly reduce polluted stormwater runoff. Containerized products (such as bottles, cans, and drums) and bulk material must be handled properly in all stages of storage, use, and disposal. In many cases, businesses can implement simple housekeeping practices in order to store materials more effectively. Proper storage practices reduce the likelihood of accidental spills or releases of hazardous materials during storm events. In addition, health and safety conditions at the facility will improve.

BMP Implementation

Outdoor material storage should be placed only in designated areas specifically designed to contain spills and prevent contact with stormwater. Store liquids in an area where containers cannot be knocked over and releases can be contained.

- Avoid positioning upstream or adjacent to storm drainage features.
- Place bagged materials on pallets and under cover.
- Utilize impervious surfaces and containment devices (e.g., dikes, curbs) to contain possible leaks and prevent stormwater run-on/off.
- Store all containers under cover to protect from rain and sun.
- Close and secure any opened containers,and utilize drip pans for dispensing from containers.
- Cover stockpiles with plastic or comparable material when not in use or at the end of each day.
- Provide physical diversion to protect stockpiles from concentrated runoff.
- As necessary, place silt fence, fiber filtration tubes, or straw wattles around stockpiles.

Appropriate spill response procedures, including notification, initial response and follow-up actions, should be developed and posted.

- Keep a spill kit appropriate for the materials in a readily accessible location, stocked, and ready for use (re-stock after each use).
- Clean up spills immediately using absorbent material or containment booms for liquid spills. Immediately sweep up and properly dispose of used absorbent materials.
- Always use dry methods to clean spills (sweeping) and never hose down the spill area.

Periodic inspections should be performed to verify that the conditions of containers, secondary containment devices, and other structural controls are acceptable. Train employees (document) on proper storage, handling and spill response responsibilities. Report all spills in accordance with the Hawaii Department of Health Spill Reporting and Emergency Response requirements (http://hawaii.gov/health/environmental/hazard/spill.html).

The State Department of Transportation, Harbors Division has developed the Stormwater Management Plan (SWMP) in compliance with the National Pollutant Discharge Elimination System (NPDES) and the State of Hawaii Municipal Separate Storm Sewer System (MS4) General Permit requirements.

The SWMP is administered by the Environmental Section under the Engineering Branch.

Phone: 808-587-1962

Website: ***http://www.hidot.hawaii.gov/harbors/malamaikeawakai***

Stormwater Management
BEST MANAGEMENT PRACTICES

General BMPs for Businesses

The storm drainage system at our harbor facilities collects rainfall from storm events and releases it directly, without treatment, into the harbor. As rainfall travels over surfaces such as roofs, roads, and parking lots, it picks up oils, metals, fertilizers, pesticides, sediments, and other contaminants before entering the harbor. Stormwater pollution degrades our waters and reduces the quality of natural habitats for fish and wildlife.

Implementing Best Management Practices (BMPs) and good housekeeping practices will help maintain water quality in the harbors.

BMP Implementation

Cleaning

- Use non-toxic substitutes for chemicals whenever possible.
- Control litter by sweeping and picking up trash regularly.
- Dry sweep floors, processing and storage areas, access roads, parking lots, and sidewalks. Do not wash down with a hose.
- Properly contain and dispose of mop water and sweepings.

Maintenance

- Inspect vehicles and equipment for leaks regularly.
- When draining fluids, use a drip pan and/or funnel to prevent spills.

Landscaping

- Whenever possible, use environmentally safe alternatives or low-toxicity chemicals.
- Use landscaping pesticides and fertilizers in the smallest amounts necessary and never apply immediately before or during rainfall.

Spill Response

- Keep a spill kit appropriate for materials in-use readily available and stocked. Re-stock when used.
- Clean up spills immediately to minimize safety hazards and prevent spills from reaching a storm drain inlet.
- Use absorbent materials to clean small spills rather than hosing down the area. Remove the absorbents promptly and dispose of properly.

Train employees (document) on proper storage, handling and spill response requirements. Report all spills in accordance with the Hawaii Department of Health (HDOH) Spill Reporting and Emergency Response requirements and document response actions.

HDOH Spill Reporting and Emergency Response website:
http://hawaii.gov/health/environmental/hazard/spill.html

The State Department of Transportation, Harbors Division has developed the Stormwater Management Plan (SWMP) in compliance with the National Pollutant Discharge Elimination System (NPDES) and the State of Hawaii Municipal Separate Storm Sewer System (MS4) General Permit requirements.

The SWMP is administered by the Environmental Section under the Engineering Branch.

Phone: 808-587-1962

Website:
http://www.hidot.hawaii.gov/harbors/malamaikeawakai

Stormwater Management
BEST MANAGEMENT PRACTICES

Solid and Hazardous Waste Management

Maintenance activities can generate a variety of hazardous waste that cannot be disposed as routine trash, garbage or other solid waste. Hazardous waste and other regulated material and debris shall be disposed in the proper manner and in accordance with all applicable federal and state laws. Examples of hazardous wastes are:

- Waste oil, used or spent hydraulic fluid, and other petroleum-based fluids.
- Waste paint and paint debris (used brushes, rollers, chips, rags).
- Used or spent paint thinners and other industrial solvents.
- Rags and other cleaning materials that are contaminated with grease, oil, paint, thinners, or other industrial chemicals.
- Discarded electronic equipment (may contain lead or mercury).

Arrangements must be made with a licensed vendor to remove these items prepare the necessary documentation for disposal, and to remove them from the piers and adjacent state property. Do not discard hazardous wastes and other regulated debris in state provided dumpers or anywhere else on state property. All tenants must provide documentation to Harbors Division demonstrating that prior arrangements have been made for the proper disposal of all generated hazardous waste.

Note: The only Hazardous Materials allowed to be used and stored on state property are those needed in the course of your business, in accordance with the terms and conditions of your lease or revocable permit and, if required, after review and approval from Harbors Division.

BMP Implementation

Primary Option:

- Schedule general maintenance activities on a more frequent basis to eliminate the need for large-scale maintenance, the use of large amounts of hazardous materials, and the generation of large amounts of hazardous waste.
- Only use recyclable items for maintenance and routine operations to reduce solid waste generation. Recycle such items as batteries, petroleum-based liquids (e.g., engine oil, gear lube, hydraulic fluid), cardboard, rags, glass and plastic containers, newspaper, and electronic devices.

Secondary Options:

- Only use environmentally friendly materials for maintenance to reduce the need for regulated disposal.
- Reduce the inventory of hazardous materials stored on site to avoid regulated disposal due to shelf-life expiration. **REMEMBER – If you do not need it, do not store it!**

The State Department of Transportation, Harbors Division has developed the Stormwater Management Plan (SWMP) in compliance with the National Pollutant Discharge Elimination System (NPDES).

The SWMP is administered by the Environmental Section under the Engineering Branch.

Phone: 808-587-1962

Website: ***http://www.hidot.hawaii.gov/harbors/malamaikeawakai***

Stormwater Management
BEST MANAGEMENT PRACTICES

Material Delivery and Handling

Responsible management of material delivery and handling can significantly reduce pollution to stormwater runoff. Bulk and containerized products (such as bottles, cans, and drums) must be handled properly in all stages of delivery, use and storage. Proper delivery and handling practices reduce the likelihood of accidental spills or releases of hazardous materials during storm events. Proper practices will also improve health and safety conditions at the facility.

BMP Implementation

Material delivery and handling should take place only in designated areas situated near warehouse entrances and staging/storage areas and distant from site drainage inlets and watercourses. The best locations for deliveries are where risks of accidents are reduced and any releases can be contained.

- Maintain accurate and up-to-date records of materials delivered and stored on-site.
- Minimize on-site inventory and handling of hazardous materials.
- Stage containers on pallets, under cover, and, when possible, in secondary containment.

Employees with emergency spill cleanup training should be present during unloading of dangerous materials or liquid chemicals. Appropriate spill response procedures should be developed and posted. Additionally:

- Keep a spill kit appropriate for the received materials readily available, stocked, and ready for use (re-stock after each use).
- Clean up spills immediately using absorbent material or containment booms for liquid spills. Immediately sweep up and properly dispose of used absorbent materials.
- Always use dry methods to clean spills (sweeping) and never hose down the spill area.

Periodic inspections should be performed to verify that the conditions of containers, stockpiles, secondary containment devices, and other structural controls are acceptable. Train employees (document) on proper material delivery, handling and spill response requirements. Report all spills in accordance with the Hawaii Department of Health's (HDOH) Spill Reporting and Emergency Response requirements and document response actions.

HDOH Spill Reporting and Emergency Response website:
http://hawaii.gov/health/environmental/hazard/spill.html

The State Department of Transportation, Harbors Division has developed the Stormwater Management Plan (SWMP) in compliance with the National Pollutant Discharge Elimination System (NPDES) and the State of Hawaii Municipal Separate Storm Sewer System (MS4) General Permit requirements.

The SWMP is administered by the Environmental Section under the Engineering Branch.

Phone: 808-587-1962

Website:
http://www.hidot.hawaii.gov/harbors/malamaikeawakai

Stormwater Management
BEST MANAGEMENT PRACTICES

Building and Remodeling

The storm drainage system at our harbor facilities collects rainfall from storm events and releases it directly, without treatment, into the harbor. Sediment is the pollutant of most concern during construction due to the removal of soil cover. Heavy metals and nutrients attach to soil particles that, if allowed to reach the storm drain, degrade water quality. Other items of concern include paints, thinners, mortars and construction rubble/debris.

Implementing Best Management Practices (BMPs) and good housekeeping practices will help maintain water quality in the harbor.

NOTE: SUBMITTAL OF BUILDING OR REMODELING PLANS TO THE HDOT HARBORS DIVISION FOR FORMAL APPROVAL IS REQUIRED

BMP Implementation

Soil Erosion and Sedimentation

- Minimize removal of existing vegetation.
- Reduce traffic on disturbed soils and divert runoff around them.
- Re-vegetate as soon as possible using native seed mix and mulch.
- Frequently sweep soil back from streets and sidewalks.
- Dry sweep paved surfaces rather than hosing down or using blowers.
- Use sediment control devices, including silt fences, inlet protection, diversion ditches, and swales to minimize off-site migration of soil.

Housekeeping During Work

- Properly store and dispose of materials such as paints and solvents.
- Properly contain and dispose of mop water, sweepings, and sediments.
- Use non-toxic substitutes for chemicals when possible.
- Inspect vehicles and equipment for leaks regularly and fix problems as soon as possible.
- Keep a spill kit of absorbent material, such as kitty litter or sand, and safety equipment, such as safety glasses and gloves, in case a spill does occur. Never hose down an area to clean up after a spill.
- Control litter by sweeping and picking up trash on a regular basis.
- Cover dumpsters and replace leaking ones.

Train employees (document) on proper materials storage, handling and spill response responsibilities. Report all spills in accordance with the Hawaii Department of Health's (HDOH) Spill Reporting and Emergency Response requirements found at the link below and document response actions.
http://hawaii.gov/health/environmental/hazard/spill.html

The State Department of Transportation, Harbors Division has developed the Stormwater Management Plan (SWMP) in compliance with the National Pollutant Discharge Elimination System (NPDES) and the State of Hawaii Municipal Separate Storm Sewer System (MS4) General Permit requirements.

The SWMP is administered by the Environmental Section under the Engineering Branch.

Phone: 808-587-1962

Website: ***http://www.hidot.hawaii.gov/harbors/malamaikeawakai***

Controlling Vessel Discharges
BEST MANAGEMENT PRACTICES

Small Vessel Maintenance Activities

Debris from small vessel maintenance taking place over water can result in detergents, heavy metals, oils and greases, toxic substances, sediments, and other pollutants that fall directly into pristine Hawaiian waters.

Releasing pollutants directly or indirectly into the harbor during hull maintenance activities is a violation of the Clean Water Act. Proper employee training, implementation of best management practices (BMPs), and pollution prevention methods are necessary. Such maintenance activities include:

- Painting
- Grinding and chipping
- Using chemicals for rust and paint removal
- Washing exterior surfaces (with or without chemicals)
- Engine repair

How to Comply (and Implement Best Management Practices):

Preferred: Perform vessel maintenance while vessel is in dry dock, slipway or haul-out facility, or beyond waters under the jurisdiction of the State of Hawaii.

When haul-out or drydock is not possible:

- Wash exterior surfaces with fresh water only; low pressure (<100psi) only. Wet sponges are preferred to rinsing. Never use detergents or other chemicals. Clean with dry methods (sweeping, vacuuming, or damp mopping).
- Painting to be performed on pier side of vessel only.
- Install a tarp or other containment device underneath all painting, grinding, or chipping. Magnets and poles work well to secure the tarps. Properly dispose of all captured debris removed from hull.
- Use anti-foulant paints with less toxic ingredients and never those with Tributyltin (TBT). Anti-foulant paints and other compounds containing TBT are prohibited for use throughout the United States.
- Never use chemicals, such as Naval Jelly (Phosphoric Acid) for rust or paint removal while vessel is still afloat.
- Never use any compounds that contain Tetrachloroethylene (TCE) for hull maintenance.
- Maintain the hull and all exterior surfaces more frequently to prevent the build-up of rust, marine growth, and aquatic nuisance species (invasive species).
- On Oahu, radio or call Marine Traffic Control at (808) 587-2076 BEFORE painting begins to allow for inspection by DOT Harbors. On Maui: Call 873-3350; On the Island of Hawaii: 933-8850; On Kauai: 241-3750.

*The EPA issued a draft **Small Vessel General Permit (sVGP)** in December 2011, but the moratorium on new regulations is in effect until December 2014. If finalized, it would authorize discharges incidental to the normal operation of **non-military and non-recreational vessels less than 79 feet in length and commercial fishing vessels**.*

*The draft permit specifies best management practices for several categories including **fuel management, engine and oil control, solid and liquid maintenance, gray water management, fish hold effluent management, and ballast water management**.*

Website for more info: ***http://water.epa.gov/polwaste/npdes/vessels/index.cfm***

Stormwater Management
BEST MANAGEMENT PRACTICES

Building Power Washing

Building power washing, using a high-pressure water system, generates wash water (wastewater), which could contain contaminants (such as detergents, oils, dirt, greases, paint chips, metals, and grime). The discharge of these contaminants into a storm drain is considered an "Illicit Discharge." No wastewater should be discharged into storm drains.

Detergents, even biodegradable ones, can be poisonous to fish. Phosphates, an ingredient in some detergents, are plant nutrients that can cause excessive growth of nuisance plants in the water. Building power washing also removes debris that, if discharged, can clog storm drain inlets and grates and reduce or even prevent stormwater drainage to the collection system.

Note: Building power washing, without proper containment and prior written consent from HDOT Harbors Division, is prohibited. It is also NOT acceptable to let wastewater from washing sit in areas such as parking lots, driveways, or walkway to evaporate, because contaminants can accumulate and flow into storm drains or state waters during the next rainfall event.

BMP Implementation

Primary Option:

- Apply dry wash methods (e.g., wiping with wet rags, wet mopping) that do not generate wastewater or cause wastewater to flow freely to the ground. Rinse water must be disposed of properly (e.g., into the sanitary sewer).

Secondary Option:

- Power washing with a (portable) containment system to completely contain and capture the wastewater. The system must be adequately designed to prevent water from entering a storm drain or from running off-site. A containment pad, berms, and pump system can be used to capture wastewater and divert it to a holding tank for proper disposal (see below).

Other Things To-Be-Considered:

- Building power washing is allowed only after the BMPs are approved in writing by HDOT Harbors Division.
- When power washing old paint off a building, the wastewater will contain paint chips that need to be collected, evaluated, and disposed of properly. Old paint stripped off commercial buildings may contain heavy metals (such as Pb, Cr, Cd, or Hg), and may need to be disposed of as a hazardous waste.
- Options for wastewater disposal include: (1) obtaining permission to direct the wastewater to the City's publicly owned treatment works [POTW] through a sanitary sewer on-site; (2) collecting the wastewater from the site and arranging for disposal at a POTW or industrial waste disposal facility.

The State Department of Transportation, Harbors Division has developed the Stormwater Management Plan (SWMP) in compliance with the National Pollutant Discharge Elimination System (NPDES) Permit.

The SWMP is administered by the Environmental Section under the Engineering Branch.

Phone: 808-587-1962

Website: ***http://www.hidot.hawaii.gov/harbors/malamaikeawakai***

Stormwater Management
BEST MANAGEMENT PRACTICES

Sidewalk and Walkway Power Washing

Unpainted concrete sidewalk/walkway power washing, using a high-pressure water system, generates wash water, which could contain contaminants (such as oils, dirt, greases, and grime). Power washing also removes debris that, if discharged, can clog storm drain inlets and grates and reduce or even prevent stormwater drainage to the storm conveyance system. Therefore, wash water from sidewalk/walkway power washing must be properly handled.

Note: Before wash water enters storm conveyance system, the discharger must use appropriate Best Management Practices [BMPs] to reduce pollution associated with non-stormwater discharges, to the Maximum Extent Practicable [MEP]. The discharger is responsible for complying with HDOT, City, State, and Federal rules and regulations.

BMP Implementation

Recommended Washing Procedure:

- Sweep and/or clean the surface of any visible pollutants and dispose of the collected material in trash containers. Clean surface oil with rags or absorbents. If using granular material (e.g., cat litter), thoroughly sweep and properly dispose of before washing.
- After visible pollutants are removed, use water ONLY to clean the area (i.e., no soap, acids, or other additives). Generated wash water should be properly drained or disposed of (e.g., directed to landscape or permeable areas within the premises, filtered through geotextile filter at the drain inlet then discharged into the storm drain).
- If any visible pollutants remain in the residual wash water, collect all water and pump into the City's publicly owned treatment works [POTW] through a sanitary sewer on-site. Approval by the City is required.

Other Things To-Be-Considered:

- If there is no storm drain system nearby and discharge on a paved lot or street will create a nuisance or hazardous condition, the effluent may be disposed of at a POTW or industrial waste disposal facility.
- Discharge to a POTW requires approval by the City.
- If sidewalk/walkway is painted and power washing has the potential to remove the paint, please refer to the **Building Power Washing BMP** flyer.

The State Department of Transportation, Harbors Division has developed the Stormwater Management Plan (SWMP) in compliance with the National Pollutant Discharge Elimination System (NPDES) Permit.

The SWMP is administered by the Environmental Section under the Engineering Branch.

Phone: 808-587-1962

Website: ***http://www.hidot.hawaii.gov/harbors/malamaikeawakai***

Stormwater Management
BEST MANAGEMENT PRACTICES

Storm Drain Inlet Protection

Stormwater runoff occurs naturally. As the runoff flows over land or impervious surfaces (such as paved streets, parking lots, and building rooftops), it can collect debris, chemicals, sediment and other pollutants that could adversely affect water quality if discharged untreated. Storm drain inlet protection measures prevent potential pollutants from entering inlets and eventually our coastal receiving waters.

Storm drain inlet protection can consist of an impounding area around or upstream of a storm drain inlet and/or a sediment filter. The impounding area temporarily ponds runoff to allow sediment to settle, before entering the storm drain. Sediment and debris can also be removed by filtering.

ONLY RAIN AND PERMITTED DISCHARGES ARE ALLOWED TO ENTER HARBORS STORMWATER CONVEYANCE SYSTEMS.

Harbors Tenants shall implement following BMPs for drain inlets located exclusively within the leased area.

- Stencil catch basins and inlets to warn against dumping of pollutants into the storm drainage system.
- Install fabric filter at each on-site storm drain inlet. The fabric should overlap the sides of the inlet.
- Clean on-site catch basins and storm drain inlets in high pollutant load areas as frequently as needed and before the wet season to remove sediment and debris.
- Notify Harbors Division if repairs are needed for deteriorated storm drains and their piping.
- For storm drain inlet protection as part of construction project, please refer to Harbors Construction Site Runoff Control Program.

Inspection and Maintenance:

- If the fabric becomes clogged, torn, or degraded, it should be replaced.
- Properly dispose of wastes collected from storm drain inlet cleaning activities.

The State Department of Transportation, Harbors Division has developed the Stormwater Management Plan (SWMP) in compliance with the National Pollutant Discharge Elimination System (NPDES) Permit.

The SWMP is administered by the Environmental Section under the Engineering Branch.

Phone: 808-587-1962

Website: ***http://www.hidot.hawaii.gov/harbors/malamaikeawakai***

Attachment 2.b

Reduce, Reuse, Recycle Brochure

REDUCE, REUSE & RECYCLE

The Three R's of Sustainability can help minimize the amount of waste we usually throw away, preserve natural resources, protect the environment and save energy. Our actions matter!

A small change to your daily lifestyle is all it takes to reduce waste to our landfills and reduce pollution to our waters. Some small habits utilized daily by everyone can positively change the world.

Ultimately, people rely on nature. Preserving natural resources and protecting our living environment are good for us all. We are the solutions – because to take good care of our environment is to take good care of ourselves.

Commercial and Industrial Owners/Operators

Here's how you can help:

- Develop an action plan to reduce waste at your workplace
- Set up a recycling program at work for paper, plastic, metal, glass and food waste
- Only purchase the amount of product or materials needed to complete a job
- Print only what you need and print on both sides of the paper
- Purchase environmentally-friendly products

HARBORS DIVISION

Environmental Hotline: (808) 587-1962

PROTECT OUR HARBOR WATERS

MĀLAMA I KE AWA KAI

STATE OF HAWAII DEPARTMENT OF TRANSPORTATION

For more information, please visit:
hidot.hawaii.gov/harbors/malamaikeawakai

Printed on recycled paper

PROTECT OUR HARBOR WATERS

MĀLAMA I KE AWA KAI

STATE OF HAWAII DEPARTMENT OF TRANSPORTATION

HARBORS DIVISION

REDUCE

Use fewer resources in the first place

- **Use cloth napkins instead of paper napkins**
- **Avoid one-time use plates, spoons, glass, cups and napkins**
- **Use less energy by turning off lights and certain appliances when not in use**
- **Switch to energy-efficient light bulbs and invest in energy-efficient appliances**

REUSE

Use materials more than once instead of discarding

- **Buy, sell or donate used items**
- **Build a compost bin and reuse many food wastes**
- **Bring your own reusable bag when shopping**
- **Bring your reusable water bottle daily to reduce plastic and save money**

RECYCLE

Convert waste materials into new products

- **Recycle the basics (paper, plastic, metal, glass), food wastes, fabric and electronics**
- **Participate in the HI-5 Program**
- **Avoid buying hazardous materials that could be difficult to recycle**
- **Know your local recycling guidelines to learn how to recycle properly**

There are so many means by which we can help to protect the environment during our daily lives. By reducing, reusing and recycling, we can minimize potential pollutants from entering Hawai'i's waters.

Attachment 2.c

Construction Brochure

Examples of Good BMPs

BMPs should be installed and maintained in accordance with the ***City and County of Honolulu Storm Water BMP Manual for Construction***. Here are examples of good BMPs:

Stabilized construction entrance.

Drain inlet protected.

Properly installed silt fence

Properly contained stockpile.

Examples of Illicit Discharges

Illicit Discharge: Non-stormwater discharge that poses a risk to the environment.

Sediment leached off-site.

Improper handling of paint products.

Non-compliance are subject to enforcement.

Contact the **State of Hawaii Department of Health, Clean Water Branch** to see if your project requires an **NPDES Permit**.

Environmental Compliance

Required by your contract or by a tenant revocable permit / lease agreement.

ALL construction projects are **REQUIRED** to comply with **ALL** Local, State and Federal **ENVIRONMENTAL LAWS**. Enforcement for non-compliance may include:

- Oral or Verbal Warning
- Written Warning
- Notice of Violation
- Stop Work Order
- Summons/Citation

Training Requirements

Initial and annual refresher construction training are REQUIRED for Harbors Division engineers, inspectors, and design & construction consultants. A training video is posted online at Harbors Storm Water Management website — http://www.hidot.hawaii.gov/harbors/malamaikeawakai

Qualified Inspectors must receive necessary training and conduct at least three on-the-job inspections.

Mailing Address:
Hawaii Dept of Transportation, Harbors Division
Hale Awa Ku Moku Building
79 South Nimitz Highway
Honolulu, Hawaii 96813-4898

Report Suspected Illicit Discharges

- Harbors Environmental Hotline: **(808) 587-1962**
- Harbors Construction Section: **(808) 587-1866**
- Harbor Traffic Control (24/7): **(808) 587-2076**
- **Hawaii Department of Health, Clean Water Branch: (808) 586-4309**

HARBORS DIVISION

PROTECT OUR HARBOR WATERS

MĀLAMA I KE AWA KAI

STATE OF HAWAII DEPARTMENT OF TRANSPORTATION

Construction activities can contribute pollutants (e.g., sediment) and impact the stormwater runoff, eventually discharging into the harbors and other surface waters. All construction projects conducted on Harbors property at Honolulu, Kalaeloa Barbers Point, and Kahului Harbors are subject to the requirements set forth in **Harbors Construction Site Runoff Control Program**.

Construction is defined as any activity that disturbs land (e.g., clearing, grading, excavating) and construction related activities (e.g., staging areas, stockpiles). The following construction projects can be exempt from the Harbors Construction Site Runoff Control Program:

- Minor land disturbance on a single lot (e.g., landscaping, interior improvement).
- Post, pole, sign, and fencing installation.
- Utility repair work.
- Parking lot and driveway repair.
- Repair and maintenance activities.

HDOT Harbors Construction Site Runoff Control Program Manual is online at
http://www.hidot.hawaii.gov/harbors/malamaikeawakai

PROTECT OUR HARBOR WATERS

MĀLAMA I KE AWA KAI

ALL construction projects must be reviewed by HDOT Harbors Division to ensure the following are completed and/or submitted, when applicable.

NOTE: Tenant shall obtain consent from HDOT Harbors Division prior to the beginning of any improvement project.

Pre-Construction Meeting (HDOT Harbors Projects Only)

HDOT Harbors Division Engineering Branch will review the project and proposed Best Management Practices (BMPs) to ensure they are adequate for proposed construction activities.

Discharge/Connection Permit (Tenant Projects Only)

Tenants must complete the Discharge/ Connection Permit application and submit to Harbors Environmental Section for review and evaluation, when applicable.

NPDES Permits

Submit permit application to the State of Hawaii Department of Health per Hawaii Administrative Rules 11-55. Proof of application and permit must be furnished to Harbors Engineering Branch.

Construction General Permit
Required for sites disturbing land of one acre or more.

Dewatering Permit
Required for projects dewatering to the storm drain and/or receiving water.

To apply for NPDES permits, please visit https://eha-cloud.doh.hawaii.gov/epermit/

PLAN SUBMITTAL AND REVIEW

The following forms must be submitted for plan review. These forms are available on the HDOT Harbors Division Storm Water Management website in the *Construction Site Runoff Control Program Manual* and *Post-Construction Stormwater Management Manual.* (http://www.hidot.hawaii.gov/harbors/malamaikeawaka)

For Non-Exempt Sites Less Than One Acre:

- Complete Notification Form.
- BMP Plan with narrative of proposed work, site plan, and applicable BMPs.
- Discharge/Connection permit application when applicable (**tenant projects only**).

For Sites Subject to NPDES NOI-C Program:

- Complete Construction Site Design Review Checklist.
- Complete Permanent Post-Construction BMP Plan Checklist.
- Construction Drawings/Plans.
- SWPPP
- Post-Construction Stormwater Mitigation Plan
- Copies of NPDES Permit Applications
- Any Other Applicable Applications (e.g., Section 401 Certification).

HDOT Harbors Division Engineering Branch Environmental Section will review the submittal to ensure the impact of the construction project has been limited to the maximum extent practicable.

Harbors will issue approval to allow the project to proceed once all plan review comments have been addressed. **Approval will be contingent upon the installation of BMPs and an initial inspection**.

HARBORS INSPECTION

Construction site Best Management Practices must be installed per construction plans or the SWPPP (when applicable). Inspections will be conducted by Environmental Section and/or designated & qualified inspector(s). Results will be recorded on *Construction Site Best Management Practices Inspection Checklist* and provided to the contractor for correction (if any).

Initial Inspection: To ensure that BMPs have been installed and are adequate. **No other construction activities should commence until this inspection is conducted and deficiencies are addressed**.

Recurring Inspection: Will be conducted throughout the duration of the construction project to ensure BMPs are maintained. Frequencies are:

- Every two weeks from October to March
- Every two months from April to September

Final Inspection: Will be conducted upon completion of construction activities to ensure the following:

- Disturbed soil has been stabilized.
- Temporary BMPs are removed.
- Permanent BMPs are installed, where applicable.

CONSTRACTOR SELF-INSPECTION

In addition, construction contractor must conduct self-inspections per requirements set forth in HAR 11-55, Appendix C.

Other References:

◊ CCH Rules Relating to Water Quality & Related Resources at http://www.honoluludpp.org/ApplicationsForms/StormWaterQuality.aspx

◊ CCH Storm Water Best Management Practice Manual for Construction (dated November 2011).

Updated on 9/14/2018

Attachment 2.d

Post-Construction Brochure

Common Post-Construction BMPs

BMPs should be installed and maintained in accordance with ***CCH Storm Water BMP Guide***. Typical post-construction BMPs include the following:

Minimize Impervious Surfaces

Install Permeable Pavers



Direct Runoff to Landscaped Areas

Stencil Storm Drain Inlets

Store Hazardous Substances Indoors or Under Cover

Cover Fueling Areas

Environmental Compliance

Required by your contract or by a tenant revocable permit / lease agreement.

ALL projects are **REQUIRED** to comply with **ALL** Local, State and Federal **ENVIRONMENTAL LAWS**. Enforcement for non-compliance may include:

- Oral or Verbal Warning
- Written Warning
- Notice of Violation
- Stop Work Order
- Summons/Citation

Training Requirements

Training is a major component of any successful stormwater program.

HDOT Harbors Division provides annual training session for Designers, Plan Reviewers, Engineers, Inspectors, Construction Managers, Contractors, and Operators involved in the implementation of the Harbors Post-Construction Stormwater Management Program. A training video is online at Harbors Storm Water Management website — http://www.hidot.hawaii.gov/harbors/malamaikeawakai

Mailing Address:
Hawaii Dept of Transportation, Harbors Division
Hale Awa Ku Moku Building
79 South Nimitz Highway
Honolulu, Hawaii 96813-4898

Report Suspected Illicit Discharges

- Harbors Environmental Hotline: **(808) 587-1962**
- Harbors Construction Section: **(808) 587-1866**
- Harbor Traffic Control (24/7): **(808) 587-2076**
- **Hawaii Department of Health, Clean Water Branch: (808) 586-4309**

At Honolulu, Kalaeloa Barbers Point, and Kahului Harbors, all new and redevelopment projects (resulting in a land disturbance of one acre or more) under HDOT Harbors Division jurisdiction, are subject to the Harbors Post-Construction Stormwater Management Program.

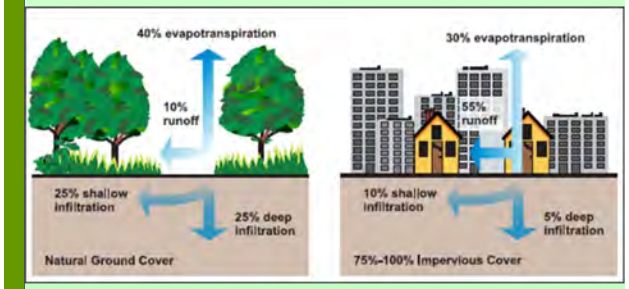

This program complements the ***Harbors Construction Site Runoff Control Program***. It is primarily for:

- Harbors Staff tasked with plan review and approval for capital projects and tenant improvement projects.
- Harbors Staff tasked with construction oversight, inspection, and maintenance of post-construction Best Management Practices [BMPs].
- Harbors tenants who wish to perform new construction, reconstruction, and modification of their premises.
- Development community including engineers and architects tasked with creating/submitting construction plans for approval.

HDOT Harbors Post-Construction Stormwater Management Program Manual is online at http://www.hidot.hawaii.gov/harbors/malamaikeawakai

PROTECT OUR HARBOR WATERS

MĀLAMA I KE AWA KAI

Urban runoff from a developed site may contain pollutants, such as trash, oil and grease, suspended solids, metals, gasoline, pesticides, and pathogens to the stormwater conveyance system and receiving waters.

New Development is defined as new construction or installation of a building or structure, or the creation of impervious surfaces **that disturbs one acre or more, or less than one acre if it is part of a larger common plan of development or sale that disturbs one acre or more**.

Redevelopment is development that would create or add an impervious surface area on an already developed site. Redevelopment includes, but is not limited to, any construction project that requires demolition or complete removal of existing structures or impervious surfaces at a site and replacement with new impervious surfaces.

Program Exemptions

HDOT Harbors Division **may exempt certain types of projects from this program** that pose a minimum risk of stormwater pollution including, but not limited to:

- Maintenance activities such as top-layer grinding, repaving (where all pavement is not removed) and reconfiguring surface parking lots.
- Reroofing.
- Interior remodeling and improvement.
- Routine maintenance to maintain original line and grade, hydraulic capacity, or original purpose of facility.
- Trenching and resurfacing associated with utility work.
- Replacement of damaged pavement.
- Emergency construction activities required to immediately protect public health and safety.

GENERAL PROJECT REQUIREMENTS

In Design Phase:

1. Incorporate post-construction BMP into project design (Section 2.0* and ***City and County of Honolulu [CCH] Storm Water BMP Guide***).
2. Submit *Permanent Post-Construction BMP Plan Checklist* (Appendix B*).
3. Apply for necessary permits (Attachments 1 and 2 of ***Construction Site Runoff Control Program*** manual).
4. Submit plans including Post-Construction Stormwater Mitigation Plan [PSMP] for review (Section 3.0*)
5. Submit O&M Plan, if applicable, for review (Section 5.1*)
6. Wait for concurrence and **Notice to Proceed**.

In Construction Phase:

1. Install Post-Construction BMP according to approved PSMP.
2. Monitor/Inspect installation and inventory (Attachment 4 of ***Construction Site Runoff Control Program***).
3. Enforcement if necessary.
4. Submit O&M Plan for review (Section 5.1*).

In Post-Construction Phase:

1. Conduct long-term O&M of post-construction BMPs, if applicable (Section 5.0*).
2. Inspect post-construction BMP regularly (Section 5.3*)
3. **For Tenant projects, tenant must submit annual O&M and inspection report to Harbors when applicable (Section 5.2*).**
4. Enforcement if necessary (Section 6.0*).

References:

◊ **CCH Rules Relating to Water Quality & Related Resources** at http://www.honoluludpp.org/ApplicationsForms/StormWaterQuality.aspx

◊ ***HDOT Harbors Division Post-Construction Stormwater Management Program Manual**.

BMP REQUIREMENTS & SELECTION

To comply with Harbors small Municipal Separate Storm Sewer System permits and to minimize water quality impacts from new development and redevelopment, all Regulated Projects shall consider and apply post-construction BMPs, as appropriate.

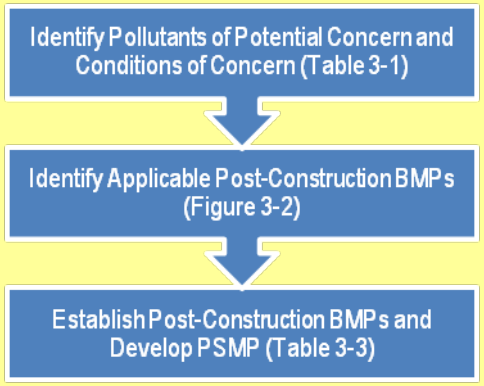

POST-CONSTRUCTION BMPS

Low Impact Development [LID] Site Design Strategies:

- Reduce the hydrologic impacts of development and incorporating techniques that maintain or restore the site's hydrologic and hydraulic functions.

Source Control:

- Prevent pollutants from coming in contact with runoff, and prevent polluted runoff from discharging into stormwater conveyance system and receiving waters.

Treatment Control:

- LID Retention - Retain runoff on-site.
- LID Bioinfiltration - Remove pollutants from runoff by filtering through vegetation and soils.
- Other Treatment - Remove pollutants from runoff by mechanical methods.

Updated on 9/14/2018

Attachment 2.e

New Tenant Welcome Brochure

PROTECT
OUR HARBOR WATERS
MĀLAMA I KE AWA KAI

We are all responsible to make sure that pollutants don't end up in our ocean. To prevent "Illicit Discharges" into the storm water drainage system, there are Good Housekeeping activities and/or **Best Management Practices** (BMPs) that must be incorporated into your operations.

Sweep, Rake, Vacuum & Mop vs. Washing
Do NOT hose off sidewalks, parking areas and garages. Sweep, Rake, Vacuum & Mop and properly dispose of debris.

Use Non-Toxic Products
Choose non-toxic products over toxic ones. If needed, use them sparingly and properly dispose of unused portions. Minimize quantities stored on site.

NO Vehicle Washing
Unless authorized in writing by DOT Harbors. When washing vehicles, use soap sparingly and divert water runoff to landscaping or the sanitary sewer. Wash water should be collected in a bucket and poured in a sink. Do not allow soapy water to go onto the ground or into storm drains.

Reduce Use of Landscape Chemicals
Minimize the use of lawn and garden products, pesticides, herbicides, fertilizers and other chemicals. Avoid over-irrigating.

In general, **BMP's** can be followed by incorporating the **4 C's**:

CONTAIN IT, CONTROL IT, CAPTURE IT & COMMUNICATE IT

Contain It: Isolate your work area to prevent any potential flow or discharge from leaving the area.



Spill Containment

Wash Containment

Control It: Locate the nearest storm drain(s) and take measures to prevent pollutants from entering or discharging into them.

Stenciling



Protect Drains Properly



Capture It: Be prepared with clearly marked spill kits in appropriate areas to contain spills. Capture debris from rainwater runoff, cover trash, sweep, rake, vacuum and mop versus wash. Properly dispose of debris in trash receptacles.

Capture Oil

Be Prepared

Keep Receptacles Covered

Communicate It: Report illicit discharges, suspected discharges, and pollution concerns to Harbors Environmental Hotline at **(808) 587-1962** or to contacts listed in the **REPORT ILLICIT DISCHARGES** box. (BACK PAGE)

Best Management Practices (BMPs) for your industry can be found on the DOT Website:

http://hidot.hawaii.gov/harbors/malamaikeawakai

Select Harbors Division **SCROLL DOWN** the webpage and find **BMP Flyers** under:

Harbors Best Management Practices (BMP) Fliers

- General BMPs

1. BMPs for Building and Remodeling
2. BMPs for Vehicle and Equipment Fueling
3. BMPs for Solid and Hazardous Waste Management
4. BMPs for Material Delivery and Handling
5. BMPs for Material Storage
6. BMPs for Vehicle Washing
7. BMPs for Vessel Maintenance Activities

- National Menu of Stormwater BMPs:
- EPA Construction BMPs:
- EPA Post-construction BMPs:

SCROLL DOWN further to find "**Spill Prevention Control & Counter Measures (SPCC)**".

Spill Prevention Control and Counter Measures (SPCC)

Environmental Protection Agency's (EPA's) main website for SPCC guidance.

- Tier 1 Qualified Facility SPCC Plan Template
  For facilities meeting the Tier I facility definition per 40 CFR 112.3(g)(1) and (2)of the SPCC rule. Contains SPCC Plan template in editable Microsoft Word format.
- SPCC Plan, Qualified Facilities Applicability
  Find out of your facility is subject to the SPCC Rule and if it meets the requirements of a Tier I or Tier II facility.

Addition information can be accessed from links at the bottom of the web-page.

Contact the **Department of Health Clean Water Branch** to see if your operation requires an **NPDES Permit.**

HARBORS DIVISION

Questions:
Call (808) 587-1962

ENVIRONMENTAL COMPLIANCE IS REQUIRED IN YOUR REVOCABLE PERMIT OR LEASE

ALL tenants are **REQUIRED** to comply with **ALL** Local, State and Federal **ENVIRONMENTAL LAWS** applicable to the activities on the permitted or leased Premises during and/or after the expiration or termination of the Revocable Permit or Lease. Failure of tenant to comply with ANY Environmental Laws constitutes a breach of the agreement, which may result in **TERMINATION** of the Revocable Permit or Lease and **LEGAL REMEDIES**, including, but not limited to, remediating at tenant's sole cost. **Questions Call: (808) 587-1944.**

Non-Compliance could result in **CITATIONS** and **FINES** issued by the Hawaii State Department of Health **(DOH)** and/or the Environmental Protection Agency **(EPA).** Let's work together to keep our environment clean.

REPORT ILLICIT DISCHARGES

- Harbors Environmental Section: **(808) 587-1962** (M-F 8:00 AM to 4:30 PM)
- Harbors Traffic Control (24/7): **(808) 587-2076**
- U.S. Coast Guard: **(808) 842-2600**
- **Hawaii Department of Health, Clean Water Branch: (808) 586-4309**
- U.S. EPA: **(808) 541-2721**

HARBORS DIVISION

PROTECT OUR HARBOR WATERS
MĀLAMA I KE AWA KAI

STATE OF HAWAII DEPARTMENT OF TRANSPORTATION

Storm water pollution affects us all. Storm drains are not connected to the wastewater treatment plant *(sanitary sewer system),* **so everything flowing into the storm drain goes directly into our ocean UNTREATED!**

Storm water pollution comes from a variety of sources including:

- **Oil, fuel, machinery fluids, etc.**
- **Litter, pesticides, fertilizers, etc.**
- **Construction materials, such as, cement, paints, solvents, cleaners, detergents, metal, insulation, wood, etc.**
- **Bacteria from human and animal waste.**
- **Wash water from sinks, laundry, showers, vehicle washing, etc.**

For More Information Call:

(808) 587-1962

Attachment 3.a

Tenant Training Notice Letter

DAVID Y. IGE
GOVERNOR

JADE T. BUTAY
DIRECTOR

Deputy Directors
LYNN A.S. ARAKI-REGAN
DEREK J. CHOW
ROSS M. HIGASHI
EDWIN H. SNIFFEN

STATE OF HAWAII
DEPARTMENT OF TRANSPORTATION
HARBORS DIVISION
79 S. NIMITZ HIGHWAY
HONOLULU, HAWAII 96813-4898

IN REPLY REFER TO:
HAR-EE 1342.20

July 25, 2019

TO: HARBORS DIVISION TENANTS

FROM: DEREK J. CHOW
DEPUTY DIRECTOR
DEPARTMENT OF TRANSPORTATION, HARBORS DIVISION

SUBJECT: 2019 STORMWATER AWARENESS TRAINING FOR HARBORS TENANTS
***MĀLAMA I KE AWA KAI* (PROTECT OUR HARBOR WATERS)**

Our annual stormwater awareness training will be held at the **Honolulu Harbor Pier 19 Terminal** this year. **Two identical training sessions will be held on August 22 (Thursday) and September 18 (Wednesday), 2019, both from 9:30 a.m. to 11:30 a.m**. Please send at least one representative from your company to attend one or both training sessions. Check-in starts at about 9:00 a.m. **Parking is available at the Pier 19 Cruise Terminal parking lot at no charge (see attached map)**.

Please note that attending this annual training is mandatory for all Harbors Division tenants on the Island of Oahu. Therefore, please sign in when you come to the training. You will be required to complete a questionnaire and survey at the end of the training to receive credit for your attendance. Tenants who fail to send a representative to one of the training sessions will see their facility total risk ranking score increase. A higher risk ranking may subject your facility to more inspections or other administrative actions as may be warranted.

We will share information with all our tenants about the present status of our Storm Water Management Program (SWMP) and any future changes. You may also schedule the tenant stormwater compliance inspection for your facility on the days of training. Information on Harbors SWMP may be found at: http://hidot.hawaii.gov/harbors/malamaikeawakai/.

We have enclosed a brochure to further enhance your knowledge regarding stormwater awareness and pollution prevention. If you have questions, please contact Ms. Ying "Joy" Zhang of our Engineering Branch Environmental Section, at (808) 587-1960.

ATTACHMENT

2019 HDOT Harbors Division Tenant Stormwater Awareness Training
Location Map

Date and Time: August 22 and September 18, 2019 (09:30 am to 11:30 am)
Location: Honolulu Harbor Pier 19 Terminal
(Light refreshments and coffee will be provided)
Parking: Please park at the open lot south of Pier 19 Terminal and annotated as **Parking Area** on the Map.
When this area is fully occupied (due to cargo operations), please proceed to **Alternate Parking Area** (accessible through North Nimitz Hwy by turning right at Sign **Piers 18-20**).

Attachment 3.b

Tenant Training Presentation Slides

2019 Tenant Stormwater Awareness Training

HDOT Harbors Division

Agenda

- **Opening Remarks and TEMY Award**
  - Derek Chow, Deputy Director for HDOT Harbors Division
- **HDOT Compliance Audit**
  - Joy Zhang, Interim Environmental Section Head
- **Stormwater Awareness Training Part 1**
  - Chelsea Iannaccio, EnviroServices & Training Center, LLC
- **Stormwater Awareness Training Part 2**
  - Sari Kwan, EnviroServices & Training Center, LLC

Break

- **Stormwater Awareness Training Part 3**
  - Sari Kwan, EnviroServices & Training Center, LLC
- **Guest Speaker**
  - Trista McKenzie, Department of Earth Sciences, University of Hawai‘i at Mānoa
- **Training Questionnaire and Evaluation**

Opening Remarks & TEMY Award

Derek Chow

Deputy Director for HDOT Harbors Division

Honorable Mentions

2019 TEMY Award

Hawaii Stevedores, Inc.

Hawaiian Cement

The Gas Company, LLC

Sea Engineering, Inc.

Marisco, Ltd.

2019 Tenant Environmental Manager of the Year

Congratulations to

Pacific Environmental Corporation

HDOT Harbors Division Compliance Audit

Joy Zhang

Interim Environmental Section Head,

HDOT Harbors Division

HDOT Compliance Audit

- Required by 2014 Consent Decree
- Covers Airports, Harbors, and Highways
- **P**rogram **E**lement **A**udit **R**eports (PEAR)
- ENV Consultant: Kennedy/Jenks Consultants

Audit Schedule

1. ~~Post-Construction / Permanent Best Management Practices~~
2. ~~Construction Site Runoff Control~~
3. ~~Public Outreach / Public Involvement~~
4. ~~Illicit Discharge Detection and Elimination (IDDE) Program Element and Industrial Commercial Activities/Tenant (I/C) Program~~
5. Pollution Prevention / Good Housekeeping Program
6. Staffing, Funding, Organizational Structure, Availability of Resources, and Storm Water Program Sustainability

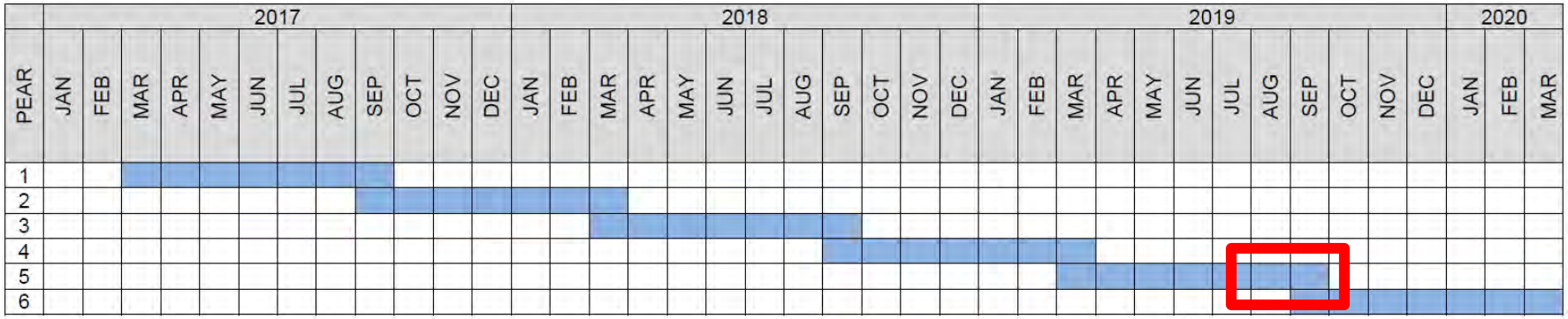

Harbors Findings from PEAR 1- 4

- PEAR 1: One Potential Violation and Four Deficiencies
- PEAR 2: No Major Findings
- PEAR 3: One Potential Violation and Two Deficiencies
- PEAR 4: No Major Findings

PEAR 5: Pollution Prevention / Good Housekeeping Program

March 2019 – September 2019

Stormwater Awareness Training Part 1

Chelsea Iannaccio

EnviroServices & Training Center, LLC

Regulatory Requirements: Consent Decree

November 2014: Harbors Division entered into a Consent Decree with DOJ/EPA/DOH

Consent Decree available on Harbors website:

http://hidot.hawaii.gov/harbors/files/2013/01/Consent-Decree.pdf

- Stormwater compliance with:
  - Clean Water Act
  - National Pollutant Discharge Elimination System (NPDES) Permits

Permit Requirements

- Clean Water Act (CWA) of 1972
  - **Goal:** Keep waters of United States swimmable and fishable
- Section 402: National Pollutant Discharge Elimination System (NPDES)
  - Permitting system to minimize the discharge of pollutants in stormwater discharge (40 CFR 122)

Harbors Permit Requirements

- HDOH issued two general permits **(HAR 11-55 Appendix K)** to HDOT Harbors authorizing the discharges of stormwater and certain non-stormwater discharges from Harbor's Small MS4s
  - Honolulu Harbor permit no. **HI 03KB482**
  - Kalaeloa Barbers Point Harbor permit **HI 03KB488**

HAR 11-55 Appendix K lists allowable discharges under these permits

Allowable Non-Stormwater Discharges

- Daily Operations
  - Water line flushing
  - Uncontaminated AC Condensate
  - Landscape irrigation
  - Discharges from potable water sources and foundation drains
  - Water from crawl space pumps and footing drains
- Groundwater (uncontaminated)
- Natural Origin
  - Springs
  - Diverted stream flows
- Emergencies
  - Discharge from fire fighting activities

Harbors Permit Requirements

- Implementation of SWMP for MS4s at Honolulu and Kalaeloa Barbers Point Harbors
- SWMP currently being revised

http://hidot.hawaii.gov/harbors/files/2013/01/Final-SWMP-150325.pdf

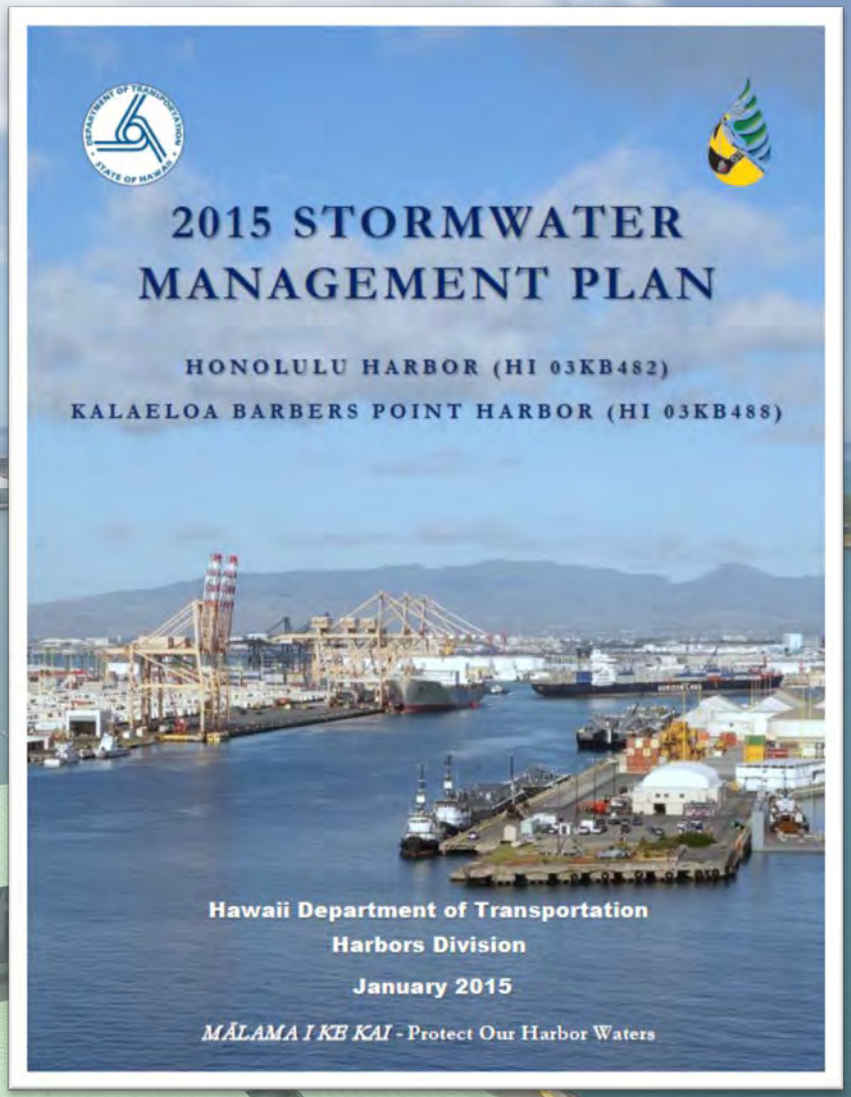

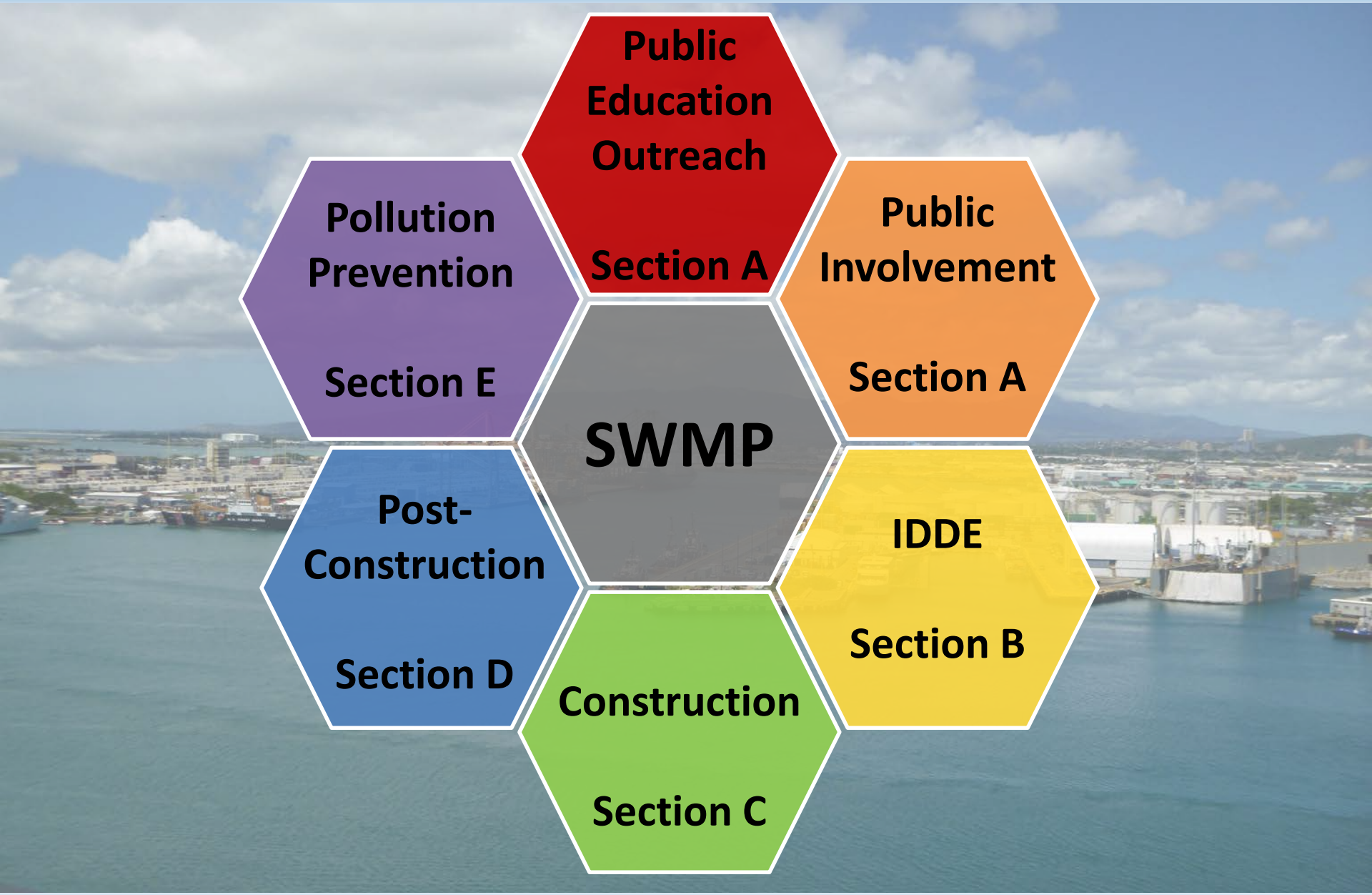
Public Education Outreach
Section A
Public Involvement
Section A
IDDE
Section B
Construction
Section C
Post-Construction
Section D
Pollution Prevention
Section E
SWMP

Stormwater Awareness Training Part 2

Sari Kwan

EnviroServices & Training Center, LLC

Municipal Separate Storm Sewer System (MS4)

Publicly-owned conveyance or systems of conveyances *(including but not limited to streets, ditches, catch basins, curbs, gutters, and storm drains)* that is designed or used for collecting or conveying stormwater and discharges to surface waters.

Storm Drain System

Stormwater picks up debris, chemicals, sediment and other pollutants.

Stormwater flows into a storm sewer system.

Stormwater eventually drains to the ocean through outfalls, <u>with no treatment.</u>

Pollutants of Concern

Pollutant – Any type of material or waste that degrades **water quality, public health, the environment or the beneficial uses of receiving waters.**

Pollutants of Concern

- Sediment
- Nutrients (leaves, trash, etc.)
- Bacteria and other pathogens
- Debris and garbage
- Chemicals and Hydrocarbons (insecticides, pesticides, paints, solvents, oil, automobile fluids)
- Metals (zinc, iron, aluminum)
- Polluted drinking water source

Nutrient Pollution

– A video published by the U.S. Environmental Protection Agency

https://www.youtube.com/watch?v=vCicSNnKUvM

EPA
United States
Environmental Protection
Agency

Tenant Stormwater Compliance Inspections

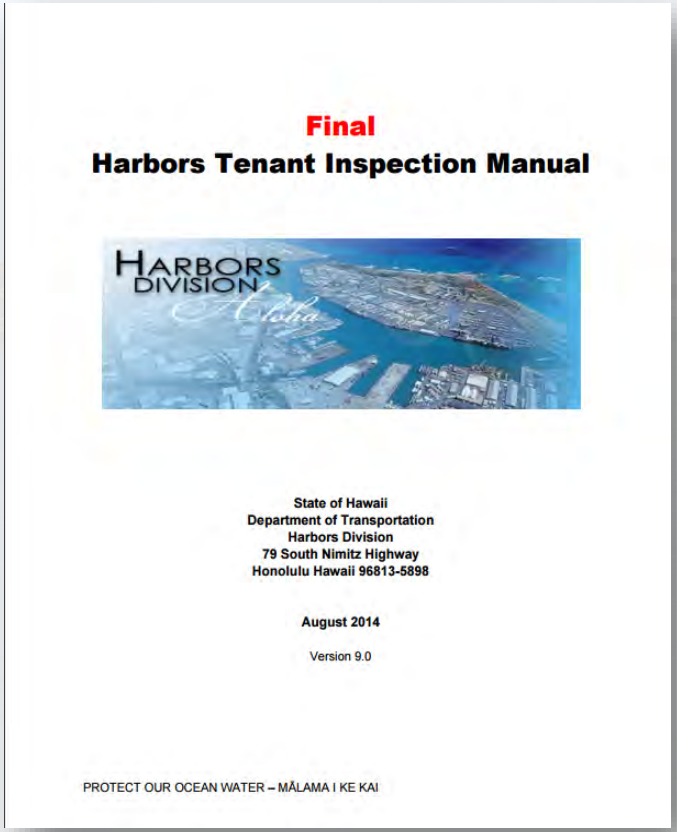

Final

Harbors Tenant Inspection Manual

HARBORS DIVISION

State of Hawaii
Department of Transportation
Harbors Division
79 South Nimitz Highway
Honolulu Hawaii 96813-5898

August 2014

Version 9.0

PROTECT OUR OCEAN WATER – MĀLAMA I KE KAI

http://hidot.hawaii.gov/harbors/files/2013/01/2014-Tenant-Inspection-Manual_Final1.pdf

The EPA and HDOH can conduct an unannounced inspection at any time.

Be Prepared!

Let's Work Together!

Tenant Stormwater Compliance Inspection

Purpose:

- **Discuss** how to reduce pollutants on-site
- **Share** relevant information between Harbors personnel and tenants

A tenant's inspection frequency is based on their risk ranking:

- **High risk** (Score > 16): Every 6 months
- **Medium risk** (Score = 6 to 16): Once per year
- **Low risk** (Score ≤ 5): Every 5 years

Tenant Stormwater Compliance Inspections

General Inspection Items

- Paperwork *(permits, plans, training logs, etc.)*
- Site walk evaluating stormwater-compliant Best Management Practices (BMPs)
  - Storage and Handling (petroleum, waste, chemicals)
  - Labeling
  - Fueling
  - Washing
  - Maintenance General Housekeeping
  - Spill Response

Break (10 min)

Stormwater Awareness Training Part 3

Sari Kwan

EnviroServices & Training Center, LLC

Best Management Practices (BMPs)

What is a BMP?

- Structural device or system
- Operational or procedural practice
  - BMPs are specific to a facility's operation

Where are BMPs found?

- Facility SWPCP or BMP Plan
- HDOT Harbors Division Tenant Inspection Manual
- Harbors Stormwater Management Website
- EPA BMP Menu

Common BMPs

- Good Housekeeping
- Storm Drain Inlet Protection
- Vehicle and Equipment Washing
- Vehicle and Equipment Fueling
- Material Delivery and Handling
- Solid and Hazardous Waste Management
- Outdoor Material Storage
- Building and Remodeling
- Building Power Washing
- Sidewalk and Walkway Power Washing

Good Housekeeping

- Unlabeled
- Stored outside without secondary containment (this is an issue if the drum contains liquid)

- Properly labeled with contents

Good Housekeeping

- Overflowing trash bin

- Trash bins covered when not in use

Good Housekeeping

- Staining observed
- Facility should implement proper BMPs to prevent staining and should remove stains

- Utilizing a containment device, however the leak expands larger than the device

Good Housekeeping

- Place spill kits in high risk areas
- Properly label spill kits

Storm Drain Inlet Protection

- Witches hat falling into inlet
- BMP needs replacement

- Properly overlapping filter sock
- Parking not allowed over storm drain

Vehicle and Equipment Washing

- Washing must be approved by Harbors
- Wash water must be contained

Vehicle and Equipment Fueling

- Fuel in a contained area when practicable
- Protect storm drains during fueling

Solid and Hazardous Waste Management



- Designate an area for hazardous waste accumulation
- Store in a secured area to protect from damage
- Store under cover and within secondary containment

Outdoor Material Storage

- Store under cover to protect from the rain or sun

Spill Response

- Contain the spill, stop the source, clean up and properly dispose of absorbent material

Hazardous Waste Requirements and Regulations

- RCRA and HAR 11-260
- Record the quantities generated each month. **Know your generator status!**
- Have records available for inspectors

Label and **store drums properly**!

Universal Waste Requirements & Regulations

- HAR 11-273
- Examples
  - Fluorescent lamps
  - Batteries
  - Anything with mercury
- Label container and include accumulation start date
- Dispose within one (1) year

Correcting Deficiencies

Inspection Report includes:

1. Checklist
2. Updated risk ranking
3. Photo log
4. Findings
   - Violations (Class I and Class II)
   - Tenants have 30 days to follow up with findings
   - Photos appropriate for documenting corrective actions
   - Extensions

No.	Inspection Item	Yes	No	N/A	Remarks
	Storage				
1	**SPCC Compliance**: Facility with an aggregate shell capacity of 1,320 gallons or more of petroleum products.			X	
2	**AST Containment**: ASTs are situated over an impervious surface, have adequate secondary containment and integrity protection, and containment drain valves are kept locked.			X	
3	**AST Overflow Protection**: Bulk product ASTs are equipped with overflow protection alarms or automatic shutdown pumps.			X	
4	**AST Malfunction**: Visible piping, tanks, and hoses in good condition (e.g., no exhibit signs of leakage, wear, or malfunction).			X	
5	**Oily Equipment**: Oily or leaking equipment is stored under cover or with drip pans. Drip pans are cleaned regularly.	X			
6	**Storm Water Management**: Storm water accumulation in secondary containment is minimized, managed, properly disposed of, and logged.			X	
7	**Salvaged Equipment/Vehicle**: Fluids and batteries are removed from salvaged equipment/vehicle before storage.		X		
8	**Outdoor Material Storage**: Outdoor storage areas have coverings that prevent contact of these items with storm water. Materials are kept above the ground higher than the level of runoff.		X		Metal parts should be covered until they are disposed of.
9	**Labeling**: Containers are properly labeled.		X		Label empty drums and spill kit.
10	**Compatibility**: Containers are stored in an organized manner, compatible with other stored materials, properly labeled, and not stored past allowable holding times.		X		Same as above.
11	**EPCRA**: The facility is required to report chemical inventory (Tier II) and/or Toxic Release Inventory (TRI) report.			X	
	Fueling				
12	**Fueling BMPs**: Fueling area engineering controls and BMPs are effective in preventing storm water run on/off.			X	
13	**Fueling Inspections**: Equipment in fueling areas is in good condition (e.g., do not exhibit signs of leakage, wear, or malfunction). An inspection log is available for inspection.			X	
	Washing				
14	**Vessel/Vehicle/Equipment Washing**: Vehicle or equipment washing is conducted with approval from HDOT Harbors.			X	
15	**Hand Washing**: Hand or dish washing is conducted over a sink that is plumbed to sanitary sewer or is disposed of appropriately.	X			
	Vessel/Vehicle/Equipment Maintenance				
16	**Vessel/Vehicle/Equipment Maintenance Area**: Maintenance is conducted regularly in a designated area, preferably covered or away from storm drains.	X			
17	**Preventive Maintenance**: Preventive maintenance is performed on vehicles and equipment to prevent leaks. Vehicle and equipment are monitored periodically for leaks and drip pans are used.	X			
18	**Maintenance Logs**: Records are kept.		X		
19	**Parts Washer**: Parts washer fluid is disposed appropriately with an authorized disposal contractor.	X			
	Material Handling				
20	**Material Handling Area**: Loading areas are free of stains and pavement is in good condition that would indicate good material handling practices.	X			
	Spill Response				
21	**Spills and Stains** are cleaned thoroughly.	X			
22	**Spill Kits** are kept in all high risk areas and are refilled as needed.	X			
23	**Spill Recording**: Records are kept in the SWPCP or SPCC.			X	

Page 1 of 2 HDOT HAR-EE Form SWCTI_Checklist (9/15)

Escalating Enforcement

An environmental violation may lead to penalties

1. Oral or Verbal Warning
2. Written Warning (Inspection Report + Letter)
3. Notice of Apparent Violation
4. Notice of Finding of Violation and Order
5. Termination of Lease / Revocable Permit

What is an Illicit Discharge?

Any non-stormwater discharge that poses a risk to the environment.

OIL

SEDIMENT

GREEN WASTE

Spill Response

1. Assess the Risk
2. Select PPE
3. Stop the Source
4. Contain the Spill
5. Clean up
6. Decontaminate and Dispose of Wastes
7. Complete Required Reporting Documents

7 Steps to Using a Spill Kit

– A video published by High Speed Training Limited

https://www.youtube.com/watch?v=6pGNG_cuOlg&feature=youtu.be

Spill Kit Training | 7 Steps To Using A Spill Kit
HIGH SPEED TRAINING
Play (k)
0:00 / 2:58
Scroll for details

Illicit Discharge and Spill Reporting

Harbor Traffic Control Unit (24/7): 808-587-2076

Harbors Environmental Hotline: 808-587-1962

What to report:

- Location of incident, date and time
- Description of incident
- Responsible party & cause of incident
- Type of media that received the discharge

Construction Site Runoff Control Program

- Tenant construction projects need approval from Harbors and must obtain all necessary permits
- Harbors reviews submitted plan to ensure construction site BMPs meet Harbors program requirements
- Harbors inspects non-exempt project sites
- Tenant is ultimately responsible for the project

Construction Site Runoff Control Program

Construction Plan Review and Approval Requirements

- Notification Form for projects less than one acre

OR

- Construction Design Review Checklist
- Completed NPDES application
- Construction BMP plan sheet and details
- Stormwater Pollution Prevention Plan (SWPPP)

Construction Site Runoff Control Program

Initial Inspection

- Ensure BMPs are installed properly
- Deficiencies must be corrected prior to start of construction work

Regular Inspections

- October – April (Wet Season): Every 2 weeks
- May – September (Dry Season): Every 2 months
- Inspectors provide contractor with report w/in 5 calendar days

Construction Site Runoff Control Program

Final Inspection

- When all the following conditions are met:
  - Construction is inactive
  - Exposed soil has been stabilized
  - Remaining activities have minimal impact on stormwater runoff
- Document the conditions are met
- Ensure permanent BMPs are properly installed, if applicable
- Deficiencies must be corrected

Post-Construction BMPs

Projects that result in land disturbance of 1 acre or more (regulated projects) **must** implement post construction BMPs.

- Low Impact Development (LID)
  - Goal: Keep stormwater on-site and treat it as a resource instead of a waste
- Source Control
  - Goal: Keep potential pollutants from coming into contact with stormwater
- Treatment Control
  - Goal: Remove pollutants from stormwater runoff.

Resources and Contacts

Harbors Stormwater Website:

http://hidot.hawaii.gov/harbors/malamaikeawakai/

Harbors Division Environmental Contacts:

- Report Suspected Illicit Discharge: 587-2076 (Harbor Traffic Control) or 587-1960 (Environmental Hotline)
- Joy Zhang, P.E.: 587-1960, ying.j.zhang@hawaii.gov
- Michele Freitas: 587-1976, michele.gn.freitas@hawaii.gov
- Mitchell Martello: 587-1969, mitchell.a.martello@hawaii.gov

Harbors Division Property Management Contacts:

- Joni Savusa, 587-1944, joni.savusa@hawaii.gov
- Eric Leong, 587-1943, eric.leong@hawaii.gov
- Olivia Pham, 587-1942, olivia.n.pham@hawaii.gov

Prevent stormwater pollution!

- Consider stormwater impacts from your daily operations
- Practice Good Housekeeping measures
- Implement Source Control BMPs
- Respond to spills promptly
- Report illicit discharges and spills

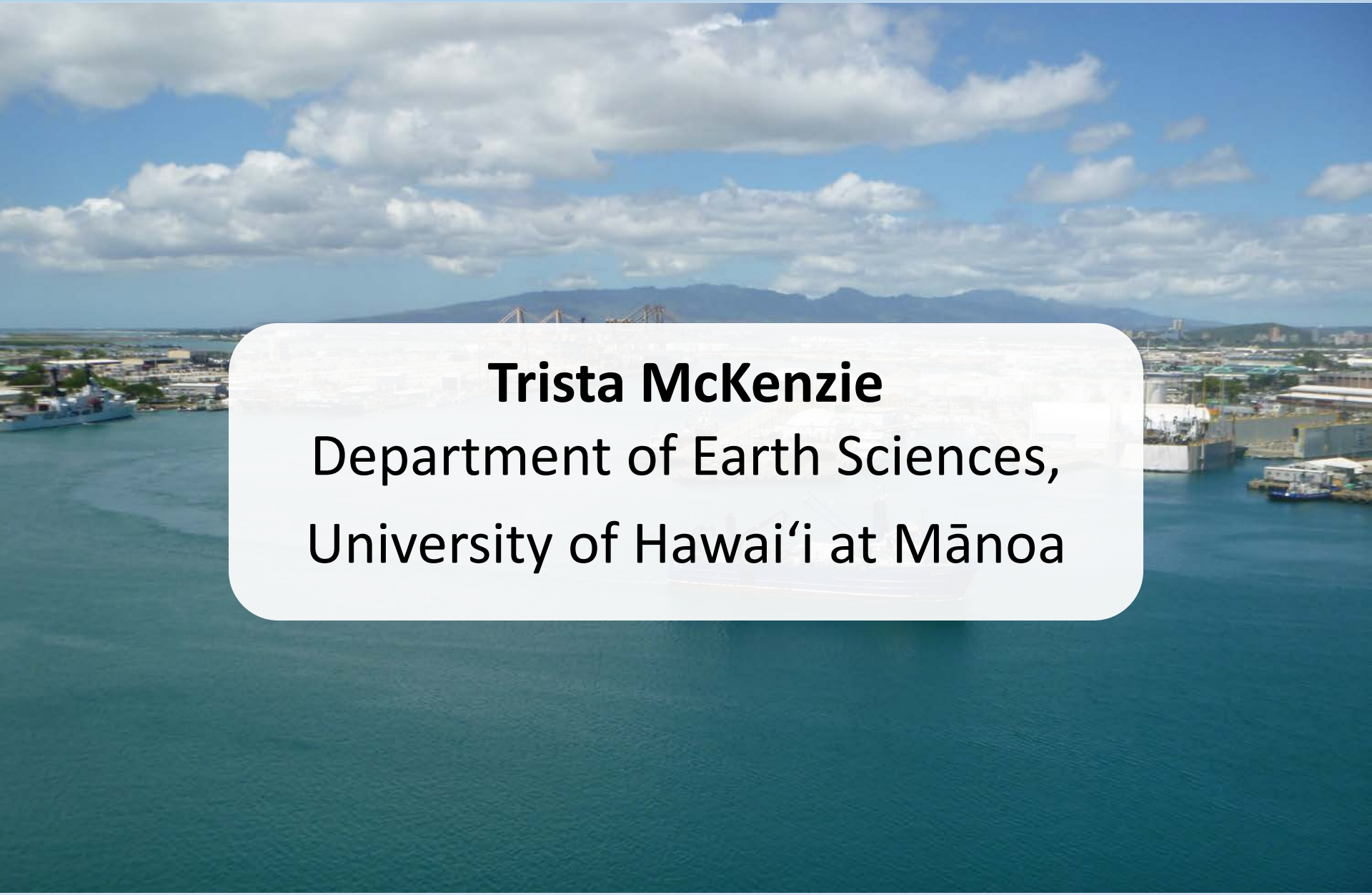

Trista McKenzie
Department of Earth Sciences,
University of Hawai‘i at Mānoa

"Mālama i ke awa kai" – Protect Our Harbor Waters

2019 HDOT Harbors Tenant Training Questionnaire

Name: _____ **Company:** _____ **Date:** _____

1. An illicit discharge is:
   a. Condensate from AC system
   b. Rain water runoff
   c. A non-stormwater discharge that poses a risk to the environment
   d. None of the above

2. Which of the following are not permitted to be discharged into the storm drain?
   a. Equipment washing water
   b. Fish entrails and spilled chemicals
   c. Petroleum and paint products
   d. All of the above

3. What is required when an illicit discharge is suspected at your harbor?
   a. If on Oahu, call Harbor Traffic Control Unit at (808) 587-2076
   b. Call Harbors Environmental Hotline at (808) 587-1962
   c. None of your business
   d. a or b

4. The picture below shows a good example of a BMP because:
   a. The equipment is stored outdoors
   b. Drip protection is placed under oil-containing equipment and is not oversaturated
   c. The drip protection needs replacement
   d. None of the above

5. In the State of Hawaii, anything that enters a storm drain inlet will end up in the ocean without treatment.
   a. True
   b. False

6. You can help to reduce nutrient pollution by:
   a. Cutting down fertilizer and pesticide use
   b. Using phosphate-free detergents, soaps, and cleaners
   c. Properly disposing of landscaping debris
   d. All of the above

7. Which of the following are good examples of BMPs?
   a. Wash equipment over storm drains
   b. Keep trash bins open all day
   c. Place spill kits in high risk areas
   d. All of the above

8. Low impact development is a type of post-construction BMP.
   a. True
   b. False

9. The first step of spill response is to:
   a. Complete the required report
   b. Assess the risk
   c. Confine the spill
   d. Stop the source
   e. Select PPE

10. An environmental violation may lead to criminal penalties.
    a. True
    b. False

Please provide your comments here:

Please return your questionnaire and training evaluation form before you leave

Completion required to get credit for training

Mahalo!

Attachment 3.c

Tenant Training Sign-In Sheets

HDOT Harbors Annual Tenants Stormwater Awareness Training Sign-in Sheet

Date: August 22, 2019

Trainers: Chelsea Iannaccio and Sari Kwan (ETC)

No.	Name	Company	E-mail Address	Phone #	Initials
1	Ronald Chun	Honolulu Marathon ng	rchun@honolulumarathon.org	808 255 2602	RC
2	JOE. MANTANONA	MATSON		4799651	[illegible]
3	Rodney Cho	Matson	chorodneyss@yahoo.com	3884462	RC
4	Ross Matsukawa	Aala Ship Service	rossmco@hotmail.com	478-8733	RM
5	ART GARRETT	MATSON	artg808@gmail.com	225-3948	AG.
6	RODNEY YEE	Pioneer Machinery Inc	pioneermach@Gmail.com	371-4892	Ry
7	Clint Kagami	Kagami inc	ckagami@hotmail.com	808 330 3379	cl
8	DEREK [illegible]	FRESH ISLAND FISH	DEREK@FRESHISLANDFISH	479-0607	[illegible]
9	Jim Gomes	HAWAIIAN CEMENT	jim.gomes@HawaiianCement.com	808-284-7496	Cy
10	ERVIN HENDRIX	HAWAIIAN CEMENT	ervin.hendrix@hawaiiancement.com	808-347-5868	[illegible]
11	Jayson Fukumoto	HIDOT - Harbors	jayson.k.fukumoto@hawaii.gov	808-222-8290	[illegible]
12	Glenn Jinbo	SFS-IHFFC	glenn.jinbo@signature.com	808-[illegible]	[illegible]
13	Rick Guerrero	Pacific Shipyards	rguerrero@pacificshipyards.com	808 321 1286	RM
14	DAVID W. GRIFFITH	AMERICAN MARINE CORP.	dwgriffith@amarinecorp.com	808 545-5190	[illegible]
15	Chadesey Pruett	Pacific Environmental Corp.	Chadesey@penco.org	808-304-1581	CP.
16	ROSS BARNES	U.H. MARINE CENTER	maropsup@soest.hawaii.edu	808 864 0122	RB
17					
18					

HDOT Harbors Annual Tenants Stormwater Awareness Training Sign-in Sheet

Date: August 22, 2019

Trainers: Chelsea Iannaccio and Sari Kwan (ETC)

No.	Name	Company	E-mail Address	Phone #	Initials
1	Bryan Asari	MATSON TERMINALS	B.ASARI@matson.com	808 285-5070	BA
2	Jessica Zane	HIDOT - HARBORS	jessica.e.zane@hawaii.gov	255-1661	JZ
3	DUSTIN SHARP	MATSON	dsharp@matson.com	492-6885	DLS
4	Emily Phan	MCAA	curtis.chee@mcadmc.com	808 589-5585	EP
5	Stephen Sasaki	MATSON	SSasaki@matson.com	590-6298	SS
6	Jonathan Satre	AML	Jsatre@Lynden	748-7890	JS
7	ERIC SHIMABUKURO	HCTD	ERIC.SHIMABUKURO@HCDHAWAII.COM	832-9253	[illegible]
8	Randy Iijima	TOELL USA	~~riiijima~~ toellusa@gmail.com	487-8487	RI
9	Julius Jomuad	TOELL USA	juliusii_jomuad@yahoo.com	"	JJ
10	Rin Kusaka	"	toellusa@gmail.com	"	RK
11	Mina Kusaka	"	"	"	MK
12	DANE WUNKLITZER	HAWAIIAN CEMENT	ON FILE	532 3407	DW
13	Nolan Uchibori	HCTD	Nolan.Uchibori@Hcdhawaii.com	479-1156	N.U.
14	TY PRYNE	H.B.N.	TYPRYNE@GMAIL.COM	8084298884	TP
15	[illegible]	HMI + P&R		(808) 306-6075	[illegible]
16					
17					
18					

HDOT Harbors Annual Tenants Stormwater Awareness Training Sign-in Sheet

Date: August 22, 2019

Trainers: Chelsea Iannaccio and Sari Kwan (ETC)

No.	Name	Company	E-mail Address	Phone #	Initials
1	Linda Siu	Pier 21 Lunchroom	Siucancook@aol.com	351-8484	LS.
2	Jacob Nelson	Pier 26 SEA Engineering Inc	JNelson@seaengineering.com	(253) 225-7009	JN
3	SoSaia Taumoefolau	Matson Terminals	Staumoefolau@matson.com	808-590-4298	[illegible]
4	Richard Bautista	Asphalt Hawaii (GLP)	RBautista@asphalthawaii.com	808-9275372	RSB
5	Diego Rivera	Atlantis Adventures Submarines	driver1235@gmail.com	415-324-9275	D.R.
6	Kekua Kelii	Atlantis Submarines	KKelii@atlantisadventures.com	808-386-0123	K.K.
7	Weston Yap	Fresh Island Fish Co. Inc.	weston@freshislandfish.com	808-673-8528	WY
8	Chris Robinson	Wind & Sea Charters	info@sb.systems	808 256 9554	CR
9	Nicole Garangarza-Tengan	Pacific Shipyards International	ntengan@pacificshipyards.com	808 354-8066	NGT
10	BLAKE EDWARDS	AMERICAN MARINE CORP.	BLAKE@AMARINECORP.com	808 222-2463	
11	Andrew Souza	McCabe Hamilton & Renny	andrewsouza16@msn.com	808 429-0356	[illegible]
12	James Pontin	Kirby Offshore Marine	James.PontinJR@kirbycorp.com	808-208-1089	JP
13	Kyle Hirano	Jas. W. Glover, Ltd.	kylehl@gloverltd.com	690-1170	KH
14	DC CARTER	PENCO	DC@PENCO.ORG	792-1181	[illegible]
15					
16					
17					
18					

HDOT Harbors Annual Tenants Stormwater Awareness Training Sign-in Sheet

Date: August 22, 2019

Trainers: Chelsea Iannaccio and Sari Kwan (ETC)

No.	Name	Company	E-mail Address	Phone #	Initials
1	KALI RICARDO	PENCO	KALI@PENCO.org	808-590-1285	KR
2	Jearrette Sauta	GLP-Asphalt Hawaii	Jsauta@Asphalthawaii.com	683-8760	[illegible]
3	Herb Nahinu	Hawaii Pilots Assn.		532.7233	HN
4	NEPH OHAI	KAIMAMALA CORP		528-2149	N.O.
5	Isaiah Lando	Toell usa	Isaiahlandobuisness@yahoo	829-8507	IKL
6	ALI WANG	INCNAPG SHIPPING NYK LINE SERVICE	ALI.WANG@ISS-SHIPPING.COM	218-2188	A.W.
7	FREEDOM DENNIS	SAUSE BROS.	FREEDOMD@SAUSE.com	277-5035	[illegible]
8	Donna Hokama	HSI	dhokama@hawaiistevedores.com	445-2144	[illegible]
9	JJ Johnson	Honolulu MARATHON	GOPROJJ@[illegible]ME.com	782-2161	[illegible]
10					
11					
12					
13					
14					
15					
16					
17					
18					

HDOT Harbors Annual Tenants Stormwater Awareness Training Sign-in Sheet

Date: September 18, 2019

Trainers: Chelsea Iannaccio and Sari Kwan (ETC)

No.	Name	Company	E-mail Address	Phone #	Initials
1	Edgar [illegible]	AG-CED	edgarinio@s.vogel@hawaii.gov	586 1042	[illegible]
2	Leimoni Attwood	Matson Terminals	lattwood@matson.com	648-1349	[illegible]
3	Khayla-Lei Peiler	Thomas Transport Service	khayla@thomastransportservice.com	(808)345-5092	KP
4	Paul Sturtevant	Healy Tibbitts Builders	pasturtevant@healytibbitts.com	479-7213	PS
5	James Nixon	Paradise Cruise	JNIXON@starofhonolulu.com	4173650226	[illegible]
6	PAUL FUKUNAGA	PF MARINE	PF MARINE@AOL.COM	220 9425	P.F.
7	Elison Bonilla	JFC International	EBONILLA@JFC.com	551-3296	EB
8	Tiffany Turnbull	HC&D.LLC	tiffany.turnbull@hcdhawaii.com	266-2686	TT
9	Westley M Moniz	Hawaii Stevedores	Wmoniz@Hawaiistevedores.com	4796039	[illegible]
10	Kim LU	VAK FISHERIES LLC	SUPPORT@VAKFISHERIES.com	843 2229	[illegible]
11	NOEL GAVIOLA	VAK FISHERIES LLC	SUPPORT@VAKFISHERIES.com	843 2229	[illegible]
12	Dan Otani	United Fishing Agency	dan.otani@unitedFishingAgency.com	783-1059	
13	Michael Watanabe	C&C of Honolulu	mwatanabe2@honolulu.gov	768[illegible]0	MW
14	Kimo Bayer	H.S.I	KBayer@Hawaiistevedores.com	864-4641	KB
15					
16					
17					
18					

HDOT Harbors Annual Tenants Stormwater Awareness Training Sign-in Sheet

Date: September 18, 2019

Trainers: Chelsea Iannaccio and Sari Kwan (ETC)

No.	Name	Company	E-mail Address	Phone #	Initials
1	Biran Bhakta	Attorney General AFT	Biran.p.Bhakta@Hawaii.gov	586-1041	BB
2	PATRICK WEISBARTH	MATSON	Pweisbarth@gmail.com	341-8350	[illegible]
3	Wade Matsueda	Paradise Cruise LTD	wmatsueda@starofhonolulu.com	282-6512	WM
4	KENDALL KWOCK	HAWAII STEVEDORES	kkwock@hawaiistevedores.com	842-5334	[illegible]
5	STEVE HINTON	MARISCO, LTD.	shinton@marisco.net	306-5935	[illegible]
6	Bryan Matsunobu	Grace Pacific	bmatsunobu@gracepacific.com	216-2456	BM
7	JOSHUA IBRAO	Hawaiian ICE Co.	JIBRAO@HAWAIIICE.com	255-2921	[illegible]
8	LLOYD TSUE	HC+D	lloyd.tsue@hcdhawaii.com	690-2697	[illegible]
9	Guy Hicks	Paradise Cruise LTD	ghicks@starofhonolulu.com	726-1884	[illegible]
10	Floyd Otani	United Fishing Agency	f.otani@unitedfishingagency.com	536-2148	FO
11	Clarence Ncube	Hawaii Pacific University	dncube@hpu.edu	808-729-4980	DN
12					
13					
14					
15					
16					
17					
18					

HDOT Harbors Annual Tenants Stormwater Awareness Training Sign-in Sheet

Date: September 18, 2019

Trainers: Chelsea Iannaccio and Sari Kwan (ETC)

No.	Name	Company	E-mail Address	Phone #	Initials
1	JASON YOUNG	ROBERTS HAWAII	jason.young@robertshawaii.com	457-9686	[illegible]
2	Gerard Bustamante	Sause BROS.	Gerryb@sause.com	285-9856	[illegible]
3	Priya Kumar	AES Hawaii / Kalaeloa	priya.kumar@aes.com	808-282-8807	[illegible]
4	KAM CHUN	MATSON	KCHUN@MATSON.COM	808-265-7465	KWC
5	TERRY N. AQUINO	Hawaii Ice Company	sales@hawaiice.com	538-6918	[illegible]
6	PAUL KAU	MATSON	pkau@matson.com	216-6935	[illegible]
7	Jodie Cordero	Grace Pacific	jcordero@gracepacific.com	561-3368	[illegible]
8	Deanna Ramos Kia Tupua	Young Brothers	dramoskiatupua@htbyb.com	343-9292	[illegible]
9	Megan Rycraft	Young Brothers / Foss HI	mrycraft@htbyb.com	937 9379	[illegible]
10	Frank White	Lontaine Storage	frank@fpwhite.com	841-5555	[illegible]
11	David Zeidler	AES Hawaii / Kalaeloa	David.zeidler@AES.com	979-6236	[illegible]
12	[illegible]	UNITED FISHING AGENCY	[illegible]@unitedfiseljagency.com	536-2148	[illegible]
13	Scott Heatherly	U.S. Customs + Border Protection	scott.k.heatherly@cbp.dhs.gov	356-4172	[illegible]
14	Kanoelani Hamilton	All Island Automotive Towing	allislandtowing@-lahoo.com	590-0614	[illegible]
15					
16					
17					
18					

HDOT Harbors Annual Tenants Stormwater Awareness Training Sign-in Sheet

Date: September 18, 2019

Trainers: Chelsea Iannaccio and Sari Kwan (ETC)

No.	Name	Company	E-mail Address	Phone #	Initials
1	RAYMOND TAVAI	MATSON	tavaibloodline@gmail.com	808-421-9520	RT
2	Francis Silva "Rocky"	Albert's Towing	Albertstowing02@Yahoo.com	808 8648176	[illegible]
3	Justin Lui	Honolulu Fish Co	Justin@honolulufish.com	808 479-2157	[illegible]
4	SCOTT SEVADJIAN	GRACE PACIFIC	SSEVADJIAN@GRACEPACIFIC.COM	674-8383	[illegible]
5	Albert Ternora	Albert's Towing	Sprint2a@aol.com	4787622	[illegible]
6	Natalie Lawhn	PETROSPECT INC.	nlawhn@petrospect.net	(808) 291-5255	[illegible]
7	FRANK ROZNERSKI	HAWAII STEVEDORES	FROZNERSKI@HAWAIISTEVEDORES.COM	864-4638	[illegible]
8	NEIL KONEMOTO	POP FISHING/NICOS	neil@pop-hawaii.com	478-9002	[illegible]
9	Tiffanie Whitworth	Young Brothers	tiff@htbyb.com	921-4729	[illegible]
10					
11					
12					
13					
14					
15					
16					
17					
18					

Attachment 3.d

Tenant Environmental Manager of the Year Awards

EXECUTIVE CHAMBERS

HONOLULU

DAVID Y. IGE
GOVERNOR

August 22, 2019

Ms. Shanyn Kauihou
Operations Manager
Pacific Environmental Corporation
65 North Nimitz Highway, Pier 14
Honolulu, Hawai'i 96817-5021

Dear Ms. Kauihou:

I am pleased to present you with our 2019 annual State of Hawai'i Department of Transportation, Harbors Division, Tenant Environmental Manager of the Year award.

Each year, the Harbors Division recognizes the tenant environmental manager who has implemented exemplary environmental and safety practices, and continued efforts to implement and maintain in-house best management practices. I applaud your efforts as a leader in environmental compliance and the future of sustainability in Hawai'i.

Your environmental program was selected from 26 tenant programs evaluated after our 2018 Storm Water Compliance regular inspections. This award acknowledges the diligent support to maritime industry and Harbors operations, that you and the Pacific Environmental Corporation have made toward protecting our valuable ocean resources through spill prevention and responses. The initiatives taken at your facility to include promoting proactive environmental awareness and reducing environmental risks as key components of the Pacific Environmental Corporation culture are truly noteworthy. Your program is a positive example for others to follow.

Congratulations and please continue to work with the Harbors Division and your fellow tenants in protecting our harbor waters for future generations! *Mālama i ke awa kai!*

With warmest regards,

David Y. Ige
Governor, State of Hawai'i

THE STATE OF HAWAII
DEPARTMENT OF TRANSPORTATION
HARBORS DIVISON

presents the

2019 TENANT ENVIRONMENTAL MANAGER OF THE YEAR

to

Shanyn Kauihou

Pacific Environmental Corporation

for

Exemplary Management of a Tenant Stormwater Program
Designed to Protect Harbor Water Quality

"Mālama I Ke Awa Kai" – Protect Our Harbor Waters

Attachment 3.e

Tenant Training Feedback Summary and Completed Surveys

Attachment 3e.
Department of Transportation, Harbors Division 2019 Tenant Stormwater Awareness Training Feedback

			4.64 Average Rating				4.62 Average Rating		4.65 Average Rating	
			1. Was the training course beneficial to you as a Tenant of the Honolulu and Kalaeloa Barbers Point Harbors?		2. What were the strong points of the training course that we should keep & improve upon for next year?	3. What were the weak points of the training course that we should improve upon next year?	4. How effective were the Trainer, the Power Point slides & the video in conveying the Harbors Storm Water Management Program information & requirements to the tenant audience?		5. Please provide an overall ranking of the Pier 19 Terminal facility used for this training course in terms of conditions conductive to the tenant audience such as comform (air conditioning & lighting), hearing (audio), refreshments, restrooms & parking.	
Name	Company	Date	Rate	Comments	Comments	Comments	Rate	Comments	Rate	Comments
Guy Larson Hicks	Paradise Cruise LTD	9/18/2019	3		BMPs always a strong point	Low quality of pictures. Pictures of the impact that pollution could cause. Seeing is believing	3		4	
David Zeidler	AES	9/18/2019	4	Course is concise, to the point, gives good examples			4		5	
James C. Nixon	Paradise Cruises LTD	9/18/2019	5		Types of issues	Last year there was a discussion on zinc, wondering where the topic was?	5		5	
Francis Silva	Alberts Towing	9/18/2019	5				5		5	
Albert Ternora	Alberts Towing	9/18/2019	5		BMP	Discharge type	5		3	Move to Kapolei near Cambell Industrial park
Kanoelani Hamilton	PM Autoworks dba All Island	9/18/2019	5		A lot of good information presented	N/A	5		5	
Michael Watanabe	CCH	9/18/2019	3	Good refresher			3	Some slides hard to see what presenter trying to convey	3	
Natalie Lawhn	Petrospect Inc	9/18/2019	5	Lots of new info for me as a new hire to our company	Cause effect, guest speaker/ current study		5		5	
Kim Lu	VAK Fisheries LLC	9/18/2019	5		Everything	N/A	5		5	

Name	Company	Date	Rate	Comments	Comments	Comments	Rate	Comments	Rate	Comments
Bryan Matsunobu	Grace Pacific	9/18/2019	5		Reference materials, links, POCs. We are all in this together, help us to be compliant.		5		5	
Kendall Kwock	Hawaii Stevedores	9/18/2019	5		Examples of BMP	None	5		5	
Paul Fukunaga	PF Marine	9/18/2019	5		Ground and surface water pollution	None	5		5	
Westley Moniz	Hawaii Stevedores	9/18/2019	5		Everything good	None	5		5	
Daniel Otani	United Fishing Agency	9/18/2019	5	The need for us to keep good records			5		5	Convenient location for holding this training
Jodie	Grace Pacific	9/18/2019	5	Good examples, presentation	good/bad BMP photos	sound system-video audio was difficult to hear	4	Good overall presentation. Effective to have director present awards - shows it's important to leadership. Sari presenter - good articulation.	4	Audio can improve. Great food/snacks! Great to have Trista UH perspective, Interesting!
Scott Heatherly	US Customs & Border Protection	9/18/2019	4				5		5	
Priya Kumar	AES Hawaii/Kaleloa	9/18/2019	5		Up to date training videos was good. How the pollutant affects the environment/health with specific examples by the trainer was useful.	Did not observe any weak points	5		4	Directions said right at Pier 21-23, but the sign said 19-23. Minor
Noell Gaviola	VAK Fisheries LLC	9/18/2019	5	Course well and understand	explain is good	Picture	4		5	it's good no problem
Elison Bonilla	JFC International	9/18/2019	5	Very informative. We need to protect the waters aroud the islands.			5		5	
Frank White	Container Storage Co.	9/18/2019	5		Good sound and good video	Best training ever	5		5	

Name	Company	Date	Rate	Comments	Comments	Comments	Rate	Comments	Rate	Comments
Paul Sturtevant	Healy Tidbitts Builders, Inc.	9/18/2019	3		Videos/pictures		3		5	
Jason Young	Roberts Hawaii	9/18/2019	5		Great info and material. Location good too		4	Some slides were hard to see.	5	Thanks for the refreshments!
Biran Bhenhfa	Attorney General AFT	9/18/2019	4		PhD Lecture	Videos	5		5	
E. Ugade	Attorney General CID	9/18/2019	5	Very infomrative	None	Sound on the video	5	Easy to follow and straight to the point. Slides were good as visual.	5	
Lloyd Tsue	HC&D	9/18/2019	5		Discharge of stormwater and it's effects. Reasons for inspection.	Not many at all, very good and informative presentation.	5		5	
Tiffany Turnbull	HC&D	9/18/2019	5		Admin requirements for tenants		5		5	
Patrick Weisbarth	Matson	9/18/2019	5		Ways to mitigate pollution		5		5	
Justin Lui	Honolulu Fish Company	9/18/2019	4		Visual Slides Handouts	None	5		5	
anonymous		9/18/2019	5	Would like to know how you picked the tenant winners…zero violations?Perhaps some example pics of these tenants that you were impressed with.	All good but would be nice to hear some statistics on where you see the most failures happen. How many violation on certain topics were handed out. Then these violations the theme of this year.	Screen to small	4		3	Not enough parking. Too bright for presentation. But overall nice venue.
Leimon Attwood	Matson	9/18/2019	5		Research presentation on Earth Sciences. Photo suggestions on various BMP options and examples	No local stories to relaet content	4		5	

Name	Company	Date	Rate	Comments	Comments	Comments	Rate	Comments	Rate	Comments
Nelson Aberilla	United Fishing Agency	9/18/2019	5		Great educational speakers and clear and concise training	None	5		5	
Joshua Ibrho	Hawaiian Ice Co.	9/18/2019	5		Education of surface water pollutants		5		4	Parking was limited. Maybe make a sign-up to which lessen people will attend. Instead of open for both sessions.
Neal Kanemoto	POP Fishing/Nico's	9/18/2019	5		Concise and to the point	Elevate speakers - speaker stand so not direct in the face/ears	5		5	
Floyd Otani	United Fishing Agency	9/18/2019	5		Handouts provided aided in understanding presentation		5		4	Video screen not toally clear in showing certain things like oil sheen and staining
Gerard Bustamante	Sause Bros	9/18/2019	5		Groundwater/rising sea levels	None	5		5	
Khayla Lei Peiler	Thomas Transport Services	9/18/2019	5		Everything was very educational	None	5		5	
Terry Aquino	Hawaiian Ice Co.	9/18/2019	5		the training subjects	None	5		5	
Kam Chun	Matson	9/18/2019	5		PPT and guest speaker		5		5	
Steve Hinton	Marisco Ltd	9/18/2019	5		IDDE Discussion		5		5	
Clarence Naebe	HPU	9/18/2019	5	Trainers were knowledgable on the subject matter	BMPs, Tenant Stormwater Compliance, Corrective deficiencies	N/A	5		4	
Frank Roznerski	Hawaii Stevedores	9/18/2019	5	always good to get refresher training	Goo dillustrations on PPT. Speakers were clear in their presentations. Presentations were brief and maintained audience interest and attention.	None actually	4	All were good	4	Parking limited

Name	Company	Date	Rate	Comments	Comments	Comments	Rate	Comments	Rate	Comments
Scott Sevadjian	Grace Pacific	9/18/2019	4	Would like to see more BMP examples, esp good vs. bad photos	Good presentation, knowledge of presentations. Length was perfect and very interesting guest speaker	More example photos	4		4	Screen was a little small and dim. Good overall
Kimo Bayed	HIS	9/18/2019	5		Training was great. Good refresher	None	5		5	
Deanna Ramos KiaTu	Young Bros	9/18/2019	5	Beneficial reminder training since we tend to forget	Procedures/processes for us to take and follow should be shared a tad bit more. Enjoyed the photos (right &wrong) also the guest speaker was awesome!	Go into more depth on whats best equipment/materials we could use to prevent pollutions to enter drains/stormwater	4	Some slides were hard to see.	5	n/a
anonymous		9/18/2019	5		None	More cofffee	5		5	
anonymous		9/18/2019	5		Sari did a great job reviewing BMPs		4		4	not enough coffee. Musibis were a hit!
James Pontin Jr.	Kirby Offshore Marine	8/22/2019	4	A lot of information to take in, always learning something along the way	all strong points, saw no needed improvements	None	5	Well prepared PowerPoint	5	Best Place to have it, a lot of room and parking
Art Garrett	Matson	8/22/2019	4	Coffee, pupus			4		5	
Jayson Fukumoto	DOTH	8/22/2019	5	Solid infomrationand very relatable to tenants	quick and to the point	Bigger screen for the visually impaired; incentive to why tenants should properly clean up spills and report them rather than dispose of it illegally and cover up any damage	5		5	supa ferry for da win!
Diego Rivera	Atlantis Submarines	8/22/2019	5	Very informative refresher	the handouts are very useful for improving company training	Speakers sometimes hard to hear	5	Very clear presentations	5	Very comfortable facilities
Nolan Uchibori	HC&D	8/22/2019	4	As anewcomer to this I wasn't familiar with the acronyms		see question 1	5		5	
Eric Shimabukuro	HC&D	8/22/2019	3		Informational		3		3	

Name	Company	Date	Rate	Comments	Comments	Comments	Rate	Comments	Rate	Comments
Sosaia Taumoefolau	Matson	8/22/2019	2	Migth be easier to send the powerpoint to people to read at computer at work	Vidoes	Seats uncomfortable. Classroom setting would be better	3	More classroom participation so not so standstill. Need more examples	2	
Q. Alaina	HMI & P&R Water Taxi	8/22/2019	5				5		5	
Emily Phan	MC&A	8/22/2019	4		Ease of following PP & training purpose. Speakers enthusiasm	Technology and speaking volume (consistency)	5		5	
Dawna Hokana	Hawaii Stevedores	8/22/2019	5		Properly storing items	none	5		5	Good location easy to find, parking was okay
Jim Gomes	Hawaiian Cement	8/22/2019	5	Good presentation by Trista	sharing what BMPs look right vs. wrong		5		5	Parking was terrible
Herb Mahina	Hawaii Pilots	8/22/2019	5		All of the above	All good	4		5	
Jon Safre	AMI	8/22/2019	5		Very good speaker	New information	5		5	
Linda Siu	Pier 21 Lunchroom	8/22/2019	5				5		5	
Andrew Souza	McCabe Hamilton & Renny	8/22/2019	5		Being aware of any potential spill or risk area		5		5	
Ross Matsukaua	Aala Ship Service	8/22/2019	5				5		5	
Freedom Dennis	Sause Bros	8/22/2019	5	Good use of visuals, research and facts are useful	New data from each year, such as changes in pollution levels, sources of contaminants	Some photos were not clear, Proof photos on large scree.	5	Good facts	5	Comfortable, good location
anonymous		8/22/2019	5		Informative slides	None	5		5	Good venue. Parking was limited. Seats uncomfortable
Jessica Zane	HDOT	8/22/2019	5	None	POC info, BMP examples	None	5	None	5	None
Jearrette M. F. Sauta	GLP Asphalt Hawaii	8/22/2019	5	Wery well informed training course	Explanation of the specific regs	Screen was hard to see	5	Good informational reminder and educational course	5	Nice open great space. Cool and plenty of space for everyone.
Rick Bautista	Asphalt Hawaii	8/22/2019	5		Handouts were good	None	5		5	Audio was good

Name	Company	Date	Rate	Comments	Comments	Comments	Rate	Comments	Rate	Comments
Stephen Sasaki	Matson	8/22/2019	5		Examples. Review of the fine processes.	Larger screen - better pictures (dark exposure) possible conference room would be better. Parking limited.	5		5	
Ty Pryne	HBN	8/22/2019	0		None		1		2	
Clint Kagami	Kagami Inc	8/22/2019	5		Guest speaker was good	None	5		5	Very good, convenient
David griffith	American Marine Corp.	8/22/2019	5	Good to be refreshed and not become complacent	Effects of how groundwater can put harmful elements into our oceans	screen was hard to see	5	Well done, good flow	4	Chairs were uncomfortable. Good refreshments
Rodney Cho	Matson	8/22/2019	5	everything was understandable	Keep it the same	Nothing is weak	5		5	
Joe Mantanoni	Matson	8/22/2019	5				5		5	
Blake Edwards	American Marine Corp.	8/22/2019	3	Very basic and staright forward	Status update of consent decree; pre inspection checklist	opening awards	3	clear and well spoken	3	Chairs very uncomfortable. Food was great
Nephi Ohai	Oceanic Kaimamala Corp	8/22/2019	5		BMP	Expand breakfast buffet	5		5	
Ricky Guerrero	Pacific Shipyards	8/22/2019	5		Pictures of BMPs (comparisons of good and bad)		5		5	Maybe a podium for the speaker. Good job!
Glenn Jimbo	SFC/HFFC	8/22/2019	5		Presentation informative	None	5		3	Seats were uncomfortable. Screen could be larger. Parking was limited
Chris Robinson	Wind and Sea Charters	8/22/2019	5		Very knowledgable presenter and guest speaker	Better projector and larger screen needed	5		5	
Ervin Hendrik III	Hawaiian Cement	8/22/2019	5		Environmental impact	n/a	4		5	
Nicole Tengan	PSI	8/22/2019	5	Very informational	Ways to prevent pollutasnts from entering our waters	n/a	5		5	Everything was good

Name	Company	Date	Rate	Comments	Comments	Comments	Rate	Comments	Rate	Comments
DC Carter	PENCO	8/22/2019	5	Good communication	Explanations of program by Sari and Chelsea	Not sure why commercial harbors tenants needed the sewer presentation- should focus on commercial issues	4		5	
Ronald Chun	Honolulu Marathon	8/22/2019	5		Continue to provide updates to new rules and technology for SWP	None	5		5	Very generous servings of beverages and snacks
JJ Johnson	Honolulu Marathon	8/22/2019	5		Proper steps for containment and disposal	None	5		5	
Weston Yap	Fresh Island Fish	8/22/2019	4	Acronyms were new to me, please spell them out	Slides of photos were very helpful	Maybe show violations that were actually issued and then describe the corrective action taken.	4	I like stories of experienced & imagine you have many to share. Mahalo for the food and coffee	5	Good A/C. good sound
Ali Wang	Inchcape Shipping	8/22/2019	5		Clean Water Act	No	5		4	A/C not enough. Parking short today.
Rodney Yee	Pioneer Machinery	8/22/2019	5					Better than last year	5	
Kyle Hinano	Jas Glover, Ltd.	8/22/2019	5	Good info provided	Providing a printout of the slides so we can follow along was helpful. Links provided were useful		5		4	Parking was short. Chairs uncomfortable.
Jacob Nelson	Sea Engineering	8/22/2019	4		Presentation from UH Student	Hard to see screen	4		5	
Bryan Asari	Matson	8/22/2019	3	Could have read the presentation myself	Don't read bullet for bullet point	get better chairs	3		3	horrible chairs
Kali Ricardo	PENCO	8/22/2019	4	Informative if you've never been to this training before. We have been so it seemed redundant	Showing what BMPs are good	Go more in depth what is expected during an inspection	5		5	More parking

Name	Company	Date	Rate	Comments	Comments	Comments	Rate	Comments	Rate	Comments
Chadesy Pruett	PENCO	8/22/2019	4	Informative if you've never been to this training before. We have been so it seemed redundant	Showing what BMPs are good	Go more in depth what is expected during an inspection	5		5	More parking

TRAINING EVALUATION & FEEDBACK FORM

Annual H-DOT Harbors Tenant Storm Water Training Course

Honolulu Harbor Pier 19 Terminal

1. Was the training course beneficial to you as a Tenant of the Honolulu and Kalaeloa Barbers Point Harbors? Please rank the overall course from 0 to 5 where 5 = Most Beneficial & 0 = Not Beneficial at all. _____ Additional comments on the overall training course:

   4

2. What were the strong points of the training course that we should keep & improve upon for next year?

   COFFEE, PUPUS

3. What were the weak points of the training course that we should improve upon next year?

4. How effective were the Trainer, the Power Point slides & the video in conveying the Harbors Storm Water Management Program information & requirements to the tenant audience? Please rank their overall effectiveness from 0 to 5 where 5 = Most Effective & 0 = Not Effective at all. _____ Provide additional comments if you like.

   4

5. Please provide an overall ranking of the Pier 19 Terminal facility used for this training course in terms of conditions conducive to the tenant audience such as comfort (air conditioning & lighting), hearing (audio), refreshments, restrooms & parking. Ranking scale from 0 to 5 where 5 = Very Good overall comfort and convenience & 0 = Extremely poor overall comfort and convenience. _____. Please provide additional comments to elaborate on your ranking & how we can improve next year.

   5

Mahalo for providing us with your training feedback. See you next year!

Name: ART GARRETT Date 9-22-19

Company: MATSON

"Mālama i ke awa kai" - Protect Our Harbor Waters

TRAINING EVALUATION & FEEDBACK FORM

Annual H-DOT Harbors Tenant Storm Water Training Course

Honolulu Harbor Pier 19 Terminal

1. Was the training course beneficial to you as a Tenant of the Honolulu and Kalaeloa Barbers Point Harbors? Please rank the overall course from 0 to 5 where 5 = Most Beneficial & 0 = Not Beneficial at all. 4 Additional comments on the overall training course:
   A LOT OF INFORMATION TO TAKE IN, ALWAYS LEARNING SOMETHING NEW.

2. What were the strong points of the training course that we should keep & improve upon for next year?
   STRONG POINTS WERE EVERYTHING, HAVEN'T SEEN ANYTHING THAT NEEDS IMPROVEMENT.

3. What were the weak points of the training course that we should improve upon next year?
   NONE THAT I'VE SEEN.

4. How effective were the Trainer, the Power Point slides & the video in conveying the Harbors Storm Water Management Program information & requirements to the tenant audience? Please rank their overall effectiveness from 0 to 5 where 5 = Most Effective & 0 = Not Effective at all. 5 Provide additional comments if you like.
   WELL PREPARED POWER POINTS.

5. Please provide an overall ranking of the Pier 19 Terminal facility used for this training course in terms of conditions conducive to the tenant audience such as comfort (air conditioning & lighting), hearing (audio), refreshments, restrooms & parking. Ranking scale from 0 to 5 where 5 = Very Good overall comfort and convenience & 0 = Extremely poor overall comfort and convenience. 5. Please provide additional comments to elaborate on your ranking & how we can improve next year.
   BEST PLACE TO HAVE IT, A LOT OF ROOM & PARKING.

Mahalo for providing us with your training feedback. See you next year!

Name: JAMES PONTIN JR. Date 08/22/19

Company: KIRBY OFFSHORE MARINE

TRAINING EVALUATION & FEEDBACK FORM

Annual H-DOT Harbors Tenant Storm Water Training Course

Honolulu Harbor Pier 19 Terminal

1. Was the training course beneficial to you as a Tenant of the Honolulu and Kalaeloa Barbers Point Harbors? Please rank the overall course from 0 to 5 where 5 = Most Beneficial & 0 = Not Beneficial at all. 5 Additional comments on the overall training course:
   Solid information and very relatable to tenants

2. What were the strong points of the training course that we should keep & improve upon for next year?
   Quick and to the point

3. What were the weak points of the training course that we should improve upon next year?
   Bigger screen for the visually impaired; incentive to why tenants should properly clean up spills and report them (besides fines and authority) rather than dispose of it illegally and cover up any damage.

4. How effective were the Trainer, the Power Point slides & the video in conveying the Harbors Storm Water Management Program information & requirements to the tenant audience? Please rank their overall effectiveness from 0 to 5 where 5 = Most Effective & 0 = Not Effective at all. 5 Provide additional comments if you like.

5. Please provide an overall ranking of the Pier 19 Terminal facility used for this training course in terms of conditions conducive to the tenant audience such as comfort (air conditioning & lighting), hearing (audio), refreshments, restrooms & parking. Ranking scale from 0 to 5 where 5 = Very Good overall comfort and convenience & 0 = Extremely poor overall comfort and convenience. 5. Please provide additional comments to elaborate on your ranking & how we can improve next year.
   supah ferry for da win!

Mahalo for providing us with your training feedback. See you next year!

Name: Jayson Fukumoto Date 22 Aug 2019

Company: DOTH

"Mālama i ke awa kai" - Protect Our Harbor Waters

TRAINING EVALUATION & FEEDBACK FORM

Annual H-DOT Harbors Tenant Storm Water Training Course

Honolulu Harbor Pier 19 Terminal

1. Was the training course beneficial to you as a Tenant of the Honolulu and Kalaeloa Barbers Point Harbors? Please rank the overall course from 0 to 5 where 5 = Most Beneficial & 0 = Not Beneficial at all. 5 Additional comments on the overall training course:
   Very informative refresher,

2. What were the strong points of the training course that we should keep & improve upon for next year?
   The handouts are very useful for improving company training.

3. What were the weak points of the training course that we should improve upon next year?
   Speakers sometimes difficult to hear

4. How effective were the Trainer, the Power Point slides & the video in conveying the Harbors Storm Water Management Program information & requirements to the tenant audience? Please rank their overall effectiveness from 0 to 5 where 5 = Most Effective & 0 = Not Effective at all. 5 Provide additional comments if you like.
   Very clear presentations

5. Please provide an overall ranking of the Pier 19 Terminal facility used for this training course in terms of conditions conducive to the tenant audience such as comfort (air conditioning & lighting), hearing (audio), refreshments, restrooms & parking. Ranking scale from 0 to 5 where 5 = Very Good overall comfort and convenience & 0 = Extremely poor overall comfort and convenience. 5. Please provide additional comments to elaborate on your ranking & how we can improve next year.
   Very comfortable facilities

Mahalo for providing us with your training feedback. See you next year!

Name: Diego Rivera Date 22/Aug/2019

Company: Atlantis Submarines

"Mālama i ke awa kai" - Protect Our Harbor Waters

TRAINING EVALUATION & FEEDBACK FORM

Annual H-DOT Harbors Tenant Storm Water Training Course

Honolulu Harbor Pier 19 Terminal

1. Was the training course beneficial to you as a Tenant of the Honolulu and Kalaeloa Barbers Point Harbors? Please rank the overall course from 0 to 5 where 5 = Most Beneficial & 0 = Not Beneficial at all. 4 Additional comments on the overall training course:
   As a new comer to this I wasn't familiar with the acronyms

2. What were the strong points of the training course that we should keep & improve upon for next year?

3. What were the weak points of the training course that we should improve upon next year?
   See question 2

4. How effective were the Trainer, the Power Point slides & the video in conveying the Harbors Storm Water Management Program information & requirements to the tenant audience? Please rank their overall effectiveness from 0 to 5 where 5 = Most Effective & 0 = Not Effective at all. 5 Provide additional comments if you like.

5. Please provide an overall ranking of the Pier 19 Terminal facility used for this training course in terms of conditions conducive to the tenant audience such as comfort (air conditioning & lighting), hearing (audio), refreshments, restrooms & parking. Ranking scale from 0 to 5 where 5 = Very Good overall comfort and convenience & 0 = Extremely poor overall comfort and convenience. 5. Please provide additional comments to elaborate on your ranking & how we can improve next year.

Mahalo for providing us with your training feedback. See you next year!

Name: Nolan Uchibori Date 8-22-19

Company: HC+D

"Mālama i ke awa kai" - Protect Our Harbor Waters

TRAINING EVALUATION & FEEDBACK FORM

Annual H-DOT Harbors Tenant Storm Water Training Course

Honolulu Harbor Pier 19 Terminal

1. Was the training course beneficial to you as a Tenant of the Honolulu and Kalaeloa Barbers Point Harbors? Please rank the overall course from 0 to 5 where 5 = Most Beneficial & 0 = Not Beneficial at all. 3 Additional comments on the overall training course:

2. What were the strong points of the training course that we should keep & improve upon for next year?
   INFORMATIONAL

3. What were the weak points of the training course that we should improve upon next year?

4. How effective were the Trainer, the Power Point slides & the video in conveying the Harbors Storm Water Management Program information & requirements to the tenant audience? Please rank their overall effectiveness from 0 to 5 where 5 = Most Effective & 0 = Not Effective at all. 3 Provide additional comments if you like.

5. Please provide an overall ranking of the Pier 19 Terminal facility used for this training course in terms of conditions conducive to the tenant audience such as comfort (air conditioning & lighting), hearing (audio), refreshments, restrooms & parking. Ranking scale from 0 to 5 where 5 = Very Good overall comfort and convenience & 0 = Extremely poor overall comfort and convenience. 3. Please provide additional comments to elaborate on your ranking & how we can improve next year.

Mahalo for providing us with your training feedback. See you next year!

Name: ERIC SHIMABUKURO Date 8/22/19

Company: HGFD

"Mālama i ke awa kai" - Protect Our Harbor Waters

TRAINING EVALUATION & FEEDBACK FORM

Annual H-DOT Harbors Tenant Storm Water Training Course

Honolulu Harbor Pier 19 Terminal

1. Was the training course beneficial to you as a Tenant of the Honolulu and Kalaeloa Barbers Point Harbors? Please rank the overall course from 0 to 5 where 5 = Most Beneficial & 0 = Not Beneficial at all. 2 Additional comments on the overall training course:
   Might be easier to send Powerpoint to people to read at computer at work.

2. What were the strong points of the training course that we should keep & improve upon for next year?
   Videos

3. What were the weak points of the training course that we should improve upon next year?
   Seats make it uncomfortable to pay attention. Better in a classroom or theater type setting so we can learn.

4. How effective were the Trainer, the Power Point slides & the video in conveying the Harbors Storm Water Management Program information & requirements to the tenant audience? Please rank their overall effectiveness from 0 to 5 where 5 = Most Effective & 0 = Not Effective at all. 3 Provide additional comments if you like.
   More class participation so not so standstill. Need more examples.

5. Please provide an overall ranking of the Pier 19 Terminal facility used for this training course in terms of conditions conducive to the tenant audience such as comfort (air conditioning & lighting), hearing (audio), refreshments, restrooms & parking. Ranking scale from 0 to 5 where 5 = Very Good overall comfort and convenience & 0 = Extremely poor overall comfort and convenience. 2. Please provide additional comments to elaborate on your ranking & how we can improve next year.
   Seats uncomfortable. Projector screen not clear enough. Couldn't hear that well.

Mahalo for providing us with your training feedback. See you next year!

Name: SoSaia Taumoefolau Date 8/22/19

Company: Matson Terminals

"Mālama i ke awa kai" - Protect Our Harbor Waters

TRAINING EVALUATION & FEEDBACK FORM

Annual H-DOT Harbors Tenant Storm Water Training Course

Honolulu Harbor Pier 19 Terminal

1. Was the training course beneficial to you as a Tenant of the Honolulu and Kalaeloa Barbers Point Harbors? Please rank the overall course from 0 to 5 where 5 = Most Beneficial & 0 = Not Beneficial at all. 5 Additional comments on the overall training course:

2. What were the strong points of the training course that we should keep & improve upon for next year?

3. What were the weak points of the training course that we should improve upon next year?

4. How effective were the Trainer, the Power Point slides & the video in conveying the Harbors Storm Water Management Program information & requirements to the tenant audience? Please rank their overall effectiveness from 0 to 5 where 5 = Most Effective & 0 = Not Effective at all. 5 Provide additional comments if you like.

5. Please provide an overall ranking of the Pier 19 Terminal facility used for this training course in terms of conditions conducive to the tenant audience such as comfort (air conditioning & lighting), hearing (audio), refreshments, restrooms & parking. Ranking scale from 0 to 5 where 5 = Very Good overall comfort and convenience & 0 = Extremely poor overall comfort and convenience. 5. Please provide additional comments to elaborate on your ranking & how we can improve next year.

Mahalo for providing us with your training feedback. See you next year!

Name: R. Mawa Date 8/22/19

Company: HMI & PTR WATER TAXI

"Mālama i ke awa kai" - Protect Our Harbor Waters

TRAINING EVALUATION & FEEDBACK FORM

Annual H-DOT Harbors Tenant Storm Water Training Course

Honolulu Harbor Pier 19 Terminal

1. Was the training course beneficial to you as a Tenant of the Honolulu and Kalaeloa Barbers Point Harbors? Please rank the overall course from 0 to 5 where 5 = Most Beneficial & 0 = Not Beneficial at all. 4 Additional comments on the overall training course:

2. What were the strong points of the training course that we should keep & improve upon for next year?
   - Ease of following powerpoint & training purpose
   - Speaker's enthusiasm

3. What were the weak points of the training course that we should improve upon next year?
   Technology & speaking volume (consistency)

4. How effective were the Trainer, the Power Point slides & the video in conveying the Harbors Storm Water Management Program information & requirements to the tenant audience? Please rank their overall effectiveness from 0 to 5 where 5 = Most Effective & 0 = Not Effective at all. 5 Provide additional comments if you like.

5. Please provide an overall ranking of the Pier 19 Terminal facility used for this training course in terms of conditions conducive to the tenant audience such as comfort (air conditioning & lighting), hearing (audio), refreshments, restrooms & parking. Ranking scale from 0 to 5 where 5 = Very Good overall comfort and convenience & 0 = Extremely poor overall comfort and convenience. 5. Please provide additional comments to elaborate on your ranking & how we can improve next year.

Mahalo for providing us with your training feedback. See you next year!

Name: Emily Phan Date 8/22/19

Company: MC&A

"Mālama i ke awa kai" - Protect Our Harbor Waters

TRAINING EVALUATION & FEEDBACK FORM

Annual H-DOT Harbors Tenant Storm Water Training Course

Honolulu Harbor Pier 19 Terminal

1. Was the training course beneficial to you as a Tenant of the Honolulu and Kalaeloa Barbers Point Harbors? Please rank the overall course from 0 to 5 where 5 = Most Beneficial & 0 = Not Beneficial at all. 5 Additional comments on the overall training course:

2. What were the strong points of the training course that we should keep & improve upon for next year?
   properly storing items

3. What were the weak points of the training course that we should improve upon next year?
   none

4. How effective were the Trainer, the Power Point slides & the video in conveying the Harbors Storm Water Management Program information & requirements to the tenant audience? Please rank their overall effectiveness from 0 to 5 where 5 = Most Effective & 0 = Not Effective at all. 5 Provide additional comments if you like.

5. Please provide an overall ranking of the Pier 19 Terminal facility used for this training course in terms of conditions conducive to the tenant audience such as comfort (air conditioning & lighting), hearing (audio), refreshments, restrooms & parking. Ranking scale from 0 to 5 where 5 = Very Good overall comfort and convenience & 0 = Extremely poor overall comfort and convenience. 5. Please provide additional comments to elaborate on your ranking & how we can improve next year.
   Good location easy to find. parking was OK

Mahalo for providing us with your training feedback. See you next year!

Name: Danna Hokama Date 8/22/19

Company: Hawaii Stevedores

"Mālama i ke awa kai" - Protect Our Harbor Waters

TRAINING EVALUATION & FEEDBACK FORM

Annual H-DOT Harbors Tenant Storm Water Training Course

Honolulu Harbor Pier 19 Terminal

1. Was the training course beneficial to you as a Tenant of the Honolulu and Kalaeloa Barbers Point Harbors? Please rank the overall course from 0 to 5 where 5 = Most Beneficial & 0 = Not Beneficial at all. 5 Additional comments on the overall training course:

   Good Presentation By Trista

2. What were the strong points of the training course that we should keep & improve upon for next year?

   - Showing what BMPs look like vs right

3. What were the weak points of the training course that we should improve upon next year?

   —

4. How effective were the Trainer, the Power Point slides & the video in conveying the Harbors Storm Water Management Program information & requirements to the tenant audience? Please rank their overall effectiveness from 0 to 5 where 5 = Most Effective & 0 = Not Effective at all. 5 Provide additional comments if you like.

5. Please provide an overall ranking of the Pier 19 Terminal facility used for this training course in terms of conditions conducive to the tenant audience such as comfort (air conditioning & lighting), hearing (audio), refreshments, restrooms & parking. Ranking scale from 0 to 5 where 5 = Very Good overall comfort and convenience & 0 = Extremely poor overall comfort and convenience. 5. Please provide additional comments to elaborate on your ranking & how we can improve next year.

   - Parking is Terrible

Mahalo for providing us with your training feedback. See you next year!

Name: Jim Gomes Date 8/24/15

Company: Hawaiian Cement

"Mālama i ke awa kai" - Protect Our Harbor Waters

TRAINING EVALUATION & FEEDBACK FORM

Annual H-DOT Harbors Tenant Storm Water Training Course

Honolulu Harbor Pier 19 Terminal

1. Was the training course beneficial to you as a Tenant of the Honolulu and Kalaeloa Barbers Point Harbors? Please rank the overall course from 0 to 5 where 5 = Most Beneficial & 0 = Not Beneficial at all. 5 Additional comments on the overall training course:

2. What were the strong points of the training course that we should keep & improve upon for next year?
   All of the above

3. What were the weak points of the training course that we should improve upon next year?
   All good!

4. How effective were the Trainer, the Power Point slides & the video in conveying the Harbors Storm Water Management Program information & requirements to the tenant audience? Please rank their overall effectiveness from 0 to 5 where 5 = Most Effective & 0 = Not Effective at all. 4 Provide additional comments if you like.

5. Please provide an overall ranking of the Pier 19 Terminal facility used for this training course in terms of conditions conducive to the tenant audience such as comfort (air conditioning & lighting), hearing (audio), refreshments, restrooms & parking. Ranking scale from 0 to 5 where 5 = Very Good overall comfort and convenience & 0 = Extremely poor overall comfort and convenience. 5. Please provide additional comments to elaborate on your ranking & how we can improve next year.

Mahalo for providing us with your training feedback. See you next year!

Name: Herb Makino Date 5-22-19

Company: Hawaii Pilots

"Mālama i ke awa kai" - Protect Our Harbor Waters

TRAINING EVALUATION & FEEDBACK FORM

Annual H-DOT Harbors Tenant Storm Water Training Course

Honolulu Harbor Pier 19 Terminal

1. Was the training course beneficial to you as a Tenant of the Honolulu and Kalaeloa Barbers Point Harbors? Please rank the overall course from 0 to 5 where 5 = Most Beneficial & 0 = Not Beneficial at all. 5 Additional comments on the overall training course:

2. What were the strong points of the training course that we should keep & improve upon for next year?
   Very good guest speaker

3. What were the weak points of the training course that we should improve upon next year?
   New information

4. How effective were the Trainer, the Power Point slides & the video in conveying the Harbors Storm Water Management Program information & requirements to the tenant audience? Please rank their overall effectiveness from 0 to 5 where 5 = Most Effective & 0 = Not Effective at all. 5 Provide additional comments if you like.

5. Please provide an overall ranking of the Pier 19 Terminal facility used for this training course in terms of conditions conducive to the tenant audience such as comfort (air conditioning & lighting), hearing (audio), refreshments, restrooms & parking. Ranking scale from 0 to 5 where 5 = Very Good overall comfort and convenience & 0 = Extremely poor overall comfort and convenience. 5. Please provide additional comments to elaborate on your ranking & how we can improve next year.

Mahalo for providing us with your training feedback. See you next year!

Name: Jon Sefton Date 9-22-11

Company: AML

"Mālama i ke awa kai" - Protect Our Harbor Waters

TRAINING EVALUATION & FEEDBACK FORM

Annual H-DOT Harbors Tenant Storm Water Training Course

Honolulu Harbor Pier 19 Terminal

1. Was the training course beneficial to you as a Tenant of the Honolulu and Kalaeloa Barbers Point Harbors? Please rank the overall course from 0 to 5 where 5 = Most Beneficial & 0 = Not Beneficial at all. 5 Additional comments on the overall training course:

2. What were the strong points of the training course that we should keep & improve upon for next year?

3. What were the weak points of the training course that we should improve upon next year?

4. How effective were the Trainer, the Power Point slides & the video in conveying the Harbors Storm Water Management Program information & requirements to the tenant audience? Please rank their overall effectiveness from 0 to 5 where 5 = Most Effective & 0 = Not Effective at all. 5 Provide additional comments if you like.

5. Please provide an overall ranking of the Pier 19 Terminal facility used for this training course in terms of conditions conducive to the tenant audience such as comfort (air conditioning & lighting), hearing (audio), refreshments, restrooms & parking. Ranking scale from 0 to 5 where 5 = Very Good overall comfort and convenience & 0 = Extremely poor overall comfort and convenience. 5. Please provide additional comments to elaborate on your ranking & how we can improve next year.

Mahalo for providing us with your training feedback. See you next year!

Name: Linda Siu Date 8/22/19

Company: Piti & Unknown

"Mālama i ke awa kai" - Protect Our Harbor Waters

TRAINING EVALUATION & FEEDBACK FORM

Annual H-DOT Harbors Tenant Storm Water Training Course
Honolulu Harbor Pier 19 Terminal

1. Was the training course beneficial to you as a Tenant of the Honolulu and Kalaeloa Barbers Point Harbors? Please rank the overall course from 0 to 5 where 5 = Most Beneficial & 0 = Not Beneficial at all. _____ Additional comments on the overall training course:

   5

2. What were the strong points of the training course that we should keep & improve upon for next year?

   Being aware of any potential spills or risk areas

3. What were the weak points of the training course that we should improve upon next year?

   ?

4. How effective were the Trainer, the Power Point slides & the video in conveying the Harbors Storm Water Management Program information & requirements to the tenant audience? Please rank their overall effectiveness from 0 to 5 where 5 = Most Effective & 0 = Not Effective at all. 5 Provide additional comments if you like.

5. Please provide an overall ranking of the Pier 19 Terminal facility used for this training course in terms of conditions conducive to the tenant audience such as comfort (air conditioning & lighting), hearing (audio), refreshments, restrooms & parking. Ranking scale from 0 to 5 where 5 = Very Good overall comfort and convenience & 0 = Extremely poor overall comfort and convenience. 5. Please provide additional comments to elaborate on your ranking & how we can improve next year.

Mahalo for providing us with your training feedback. See you next year!

Name: Andrew Souza Date 8-22-19

Company: McCabe Hamilton & Renny LTD

"Mālama i ke awa kai" - Protect Our Harbor Waters

TRAINING EVALUATION & FEEDBACK FORM

Annual H-DOT Harbors Tenant Storm Water Training Course

Honolulu Harbor Pier 19 Terminal

1. Was the training course beneficial to you as a Tenant of the Honolulu and Kalaeloa Barbers Point Harbors? Please rank the overall course from 0 to 5 where 5 = Most Beneficial & 0 = Not Beneficial at all. 5 Additional comments on the overall training course:

2. What were the strong points of the training course that we should keep & improve upon for next year?

3. What were the weak points of the training course that we should improve upon next year?

4. How effective were the Trainer, the Power Point slides & the video in conveying the Harbors Storm Water Management Program information & requirements to the tenant audience? Please rank their overall effectiveness from 0 to 5 where 5 = Most Effective & 0 = Not Effective at all. 5 Provide additional comments if you like.

5. Please provide an overall ranking of the Pier 19 Terminal facility used for this training course in terms of conditions conducive to the tenant audience such as comfort (air conditioning & lighting), hearing (audio), refreshments, restrooms & parking. Ranking scale from 0 to 5 where 5 = Very Good overall comfort and convenience & 0 = Extremely poor overall comfort and convenience. 5. Please provide additional comments to elaborate on your ranking & how we can improve next year.

Mahalo for providing us with your training feedback. See you next year!

Name: Ross Matsukawa Date 0/22/19

Company: Aala Ship Service

"Mālama i ke awa kai" - Protect Our Harbor Waters

TRAINING EVALUATION & FEEDBACK FORM

Annual H-DOT Harbors Tenant Storm Water Training Course
Honolulu Harbor Pier 19 Terminal

1. Was the training course beneficial to you as a Tenant of the Honolulu and Kalaeloa Barbers Point Harbors? Please rank the overall course from 0 to 5 where 5 = Most Beneficial & 0 = Not Beneficial at all. 5 Additional comments on the overall training course:
   GOOD USE OF VISUALS, RESEARCH AND FACTS ARE USEFUL.

2. What were the strong points of the training course that we should keep & improve upon for next year?
   NEW DATA FROM EACH YEAR, SUCH AS CHANGES IN POLLUTION LEVELS, SOURCES OF CONTAMINANTS.

3. What were the weak points of the training course that we should improve upon next year?
   SOME PHOTOS WERE NOT CLEAR. PROOF PHOTOS ON LARGE SCREEN.

4. How effective were the Trainer, the Power Point slides & the video in conveying the Harbors Storm Water Management Program information & requirements to the tenant audience? Please rank their overall effectiveness from 0 to 5 where 5 = Most Effective & 0 = Not Effective at all. 5 Provide additional comments if you like.
   GOOD FACTS.

5. Please provide an overall ranking of the Pier 19 Terminal facility used for this training course in terms of conditions conducive to the tenant audience such as comfort (air conditioning & lighting), hearing (audio), refreshments, restrooms & parking. Ranking scale from 0 to 5 where 5 = Very Good overall comfort and convenience & 0 = Extremely poor overall comfort and convenience. 5. Please provide additional comments to elaborate on your ranking & how we can improve next year.
   COMFORTABLE, GOOD CENTRAL LOCATION.

Mahalo for providing us with your training feedback. See you next year!

Name: FREEDOM DENNIS Date 8/22/19
Company: SAUSE BROS.

"Mālama i ke awa kai" - Protect Our Harbor Waters

TRAINING EVALUATION & FEEDBACK FORM

Annual H-DOT Harbors Tenant Storm Water Training Course

Honolulu Harbor Pier 19 Terminal

1. Was the training course beneficial to you as a Tenant of the Honolulu and Kalaeloa Barbers Point Harbors? Please rank the overall course from 0 to 5 where 5 = Most Beneficial & 0 = Not Beneficial at all. 5 Additional comments on the overall training course:

2. What were the strong points of the training course that we should keep & improve upon for next year?
   INFORMATIVE SLIDES

3. What were the weak points of the training course that we should improve upon next year?
   NONE, VERY GOOD CLASS

4. How effective were the Trainer, the Power Point slides & the video in conveying the Harbors Storm Water Management Program information & requirements to the tenant audience? Please rank their overall effectiveness from 0 to 5 where 5 = Most Effective & 0 = Not Effective at all. 5 Provide additional comments if you like.

5. Please provide an overall ranking of the Pier 19 Terminal facility used for this training course in terms of conditions conducive to the tenant audience such as comfort (air conditioning & lighting), hearing (audio), refreshments, restrooms & parking. Ranking scale from 0 to 5 where 5 = Very Good overall comfort and convenience & 0 = Extremely poor overall comfort and convenience. 5. Please provide additional comments to elaborate on your ranking & how we can improve next year.
   GOOD VENUE. PARKING WAS LIMITED. SEATS UNCOMFORTABLE.

Mahalo for providing us with your training feedback. See you next year!

Name: _____ Date _____

Company: _____

"Mālama i ke awa kai" - Protect Our Harbor Waters

TRAINING EVALUATION & FEEDBACK FORM

Annual H-DOT Harbors Tenant Storm Water Training Course
Honolulu Harbor Pier 19 Terminal

1. Was the training course beneficial to you as a Tenant of the Honolulu and Kalaeloa Barbers Point Harbors? Please rank the overall course from 0 to 5 where 5 = Most Beneficial & 0 = Not Beneficial at all. 5 Additional comments on the overall training course:

   none

2. What were the strong points of the training course that we should keep & improve upon for next year?

   POC info, BMP's examples

3. What were the weak points of the training course that we should improve upon next year?

   none

4. How effective were the Trainer, the Power Point slides & the video in conveying the Harbors Storm Water Management Program information & requirements to the tenant audience? Please rank their overall effectiveness from 0 to 5 where 5 = Most Effective & 0 = Not Effective at all. 5 Provide additional comments if you like.

   none

5. Please provide an overall ranking of the Pier 19 Terminal facility used for this training course in terms of conditions conducive to the tenant audience such as comfort (air conditioning & lighting), hearing (audio), refreshments, restrooms & parking. Ranking scale from 0 to 5 where 5 = Very Good overall comfort and convenience & 0 = Extremely poor overall comfort and convenience. 5. Please provide additional comments to elaborate on your ranking & how we can improve next year.

   none

Mahalo for providing us with your training feedback. See you next year!

Name: J. Une Date 8/22/19
Company: DOT-HAR-PM

"Mālama i ke awa kai" - Protect Our Harbor Waters

TRAINING EVALUATION & FEEDBACK FORM

Annual H-DOT Harbors Tenant Storm Water Training Course
Honolulu Harbor Pier 19 Terminal

1. Was the training course beneficial to you as a Tenant of the Honolulu and Kalaeloa Barbers Point Harbors? Please rank the overall course from 0 to 5 where 5 = Most Beneficial & 0 = Not Beneficial at all. 5 Additional comments on the overall training course:
   Very well informed training course

2. What were the strong points of the training course that we should keep & improve upon for next year?
   Explanation of the specific Regulations.

3. What were the weak points of the training course that we should improve upon next year?
   Just the screen was hard to see.

4. How effective were the Trainer, the Power Point slides & the video in conveying the Harbors Storm Water Management Program information & requirements to the tenant audience? Please rank their overall effectiveness from 0 to 5 where 5 = Most Effective & 0 = Not Effective at all. 5 Provide additional comments if you like.
   This training course is a good information reminder and educated course.

5. Please provide an overall ranking of the Pier 19 Terminal facility used for this training course in terms of conditions conducive to the tenant audience such as comfort (air conditioning & lighting), hearing (audio), refreshments, restrooms & parking. Ranking scale from 0 to 5 where 5 = Very Good overall comfort and convenience & 0 = Extremely poor overall comfort and convenience. 5. Please provide additional comments to elaborate on your ranking & how we can improve next year.
   Nice and open and great space. nice and cool and open area enough for everyone.

Mahalo for providing us with your training feedback. See you next year!

Name: Jearrette M.F. Sauta Date 8/22/2019
Company: GLP Asphalt Hawaii

TRAINING EVALUATION & FEEDBACK FORM

Annual H-DOT Harbors Tenant Storm Water Training Course

Honolulu Harbor Pier 19 Terminal

1. Was the training course beneficial to you as a Tenant of the Honolulu and Kalaeloa Barbers Point Harbors? Please rank the overall course from 0 to 5 where 5 = Most Beneficial & 0 = Not Beneficial at all. 5 Additional comments on the overall training course:

2. What were the strong points of the training course that we should keep & improve upon for next year?
   HANDS ON WAS GOOD

3. What were the weak points of the training course that we should improve upon next year?
   None

4. How effective were the Trainer, the Power Point slides & the video in conveying the Harbors Storm Water Management Program information & requirements to the tenant audience? Please rank their overall effectiveness from 0 to 5 where 5 = Most Effective & 0 = Not Effective at all. 5 Provide additional comments if you like.

5. Please provide an overall ranking of the Pier 19 Terminal facility used for this training course in terms of conditions conducive to the tenant audience such as comfort (air conditioning & lighting), hearing (audio), refreshments, restrooms & parking. Ranking scale from 0 to 5 where 5 = Very Good overall comfort and convenience & 0 = Extremely poor overall comfort and convenience. 5. Please provide additional comments to elaborate on your ranking & how we can improve next year.
   AUDIO WAS GOOD.

Mahalo for providing us with your training feedback. See you next year!

Name: RICK BAUTISTA Date 8/22/19

Company: ASPHALT HAWAII (GLP)

"Mālama i ke awa kai" - Protect Our Harbor Waters

TRAINING EVALUATION & FEEDBACK FORM

Annual H-DOT Harbors Tenant Storm Water Training Course
Honolulu Harbor Pier 19 Terminal

1. Was the training course beneficial to you as a Tenant of the Honolulu and Kalaeloa Barbers Point Harbors? Please rank the overall course from 0 to 5 where 5 = Most Beneficial & 0 = Not Beneficial at all. 5 Additional comments on the overall training course:

2. What were the strong points of the training course that we should keep & improve upon for next year?
Examples
Review of the processes

3. What were the weak points of the training course that we should improve upon next year?
Larger screen - Better pictures (dark exposure)
possible conference Room / ball Room environment
would be better suited for trng. Parking limited.

4. How effective were the Trainer, the Power Point slides & the video in conveying the Harbors Storm Water Management Program information & requirements to the tenant audience? Please rank their overall effectiveness from 0 to 5 where 5 = Most Effective & 0 = Not Effective at all. 5 Provide additional comments if you like.

5. Please provide an overall ranking of the Pier 19 Terminal facility used for this training course in terms of conditions conducive to the tenant audience such as comfort (air conditioning & lighting), hearing (audio), refreshments, restrooms & parking. Ranking scale from 0 to 5 where 5 = Very Good overall comfort and convenience & 0 = Extremely poor overall comfort and convenience. 5. Please provide additional comments to elaborate on your ranking & how we can improve next year.

Mahalo for providing us with your training feedback. See you next year!

Name: Stephen Sasaki Stephen Sasaki Date 8/22/19 8/22/19
Company: MATSON TERMINALS

"Mālama i ke awa kai" - Protect Our Harbor Waters

TRAINING EVALUATION & FEEDBACK FORM

Annual H-DOT Harbors Tenant Storm Water Training Course

Honolulu Harbor Pier 19 Terminal

1. Was the training course beneficial to you as a Tenant of the Honolulu and Kalaeloa Barbers Point Harbors? Please rank the overall course from 0 to 5 where 5 = Most Beneficial & 0 = Not Beneficial at all. 0 Additional comments on the overall training course:

2. What were the strong points of the training course that we should keep & improve upon for next year?
NONE

3. What were the weak points of the training course that we should improve upon next year?

4. How effective were the Trainer, the Power Point slides & the video in conveying the Harbors Storm Water Management Program information & requirements to the tenant audience? Please rank their overall effectiveness from 0 to 5 where 5 = Most Effective & 0 = Not Effective at all. 1 Provide additional comments if you like.

5. Please provide an overall ranking of the Pier 19 Terminal facility used for this training course in terms of conditions conducive to the tenant audience such as comfort (air conditioning & lighting), hearing (audio), refreshments, restrooms & parking. Ranking scale from 0 to 5 where 5 = Very Good overall comfort and convenience & 0 = Extremely poor overall comfort and convenience. 2. Please provide additional comments to elaborate on your ranking & how we can improve next year.

Mahalo for providing us with your training feedback. See you next year!

Name: [illegible] Date 8/22/12

Company: 14BN

"Mālama i ke awa kai" - Protect Our Harbor Waters

TRAINING EVALUATION & FEEDBACK FORM

Annual H-DOT Harbors Tenant Storm Water Training Course

Honolulu Harbor Pier 19 Terminal

1. Was the training course beneficial to you as a Tenant of the Honolulu and Kalaeloa Barbers Point Harbors? Please rank the overall course from 0 to 5 where 5 = Most Beneficial & 0 = Not Beneficial at all. 5 Additional comments on the overall training course:

   guest speaker information was very useful
   ESC - does a great job every year reminding us of simple things we need to do throughout the year

2. What were the strong points of the training course that we should keep & improve upon for next year?

   guest speakers are always good

3. What were the weak points of the training course that we should improve upon next year?

   NONE

4. How effective were the Trainer, the Power Point slides & the video in conveying the Harbors Storm Water Management Program information & requirements to the tenant audience? Please rank their overall effectiveness from 0 to 5 where 5 = Most Effective & 0 = Not Effective at all. 5 Provide additional comments if you like.

5. Please provide an overall ranking of the Pier 19 Terminal facility used for this training course in terms of conditions conducive to the tenant audience such as comfort (air conditioning & lighting), hearing (audio), refreshments, restrooms & parking. Ranking scale from 0 to 5 where 5 = Very Good overall comfort and convenience & 0 = Extremely poor overall comfort and convenience. 5. Please provide additional comments to elaborate on your ranking & how we can improve next year.

   Very good - Continue

Mahalo for providing us with your training feedback. See you next year!

Name: Clint Kagami Date 8/22/19

Company: Kagami Inc

"Mālama i ke awa kai" - Protect Our Harbor Waters

TRAINING EVALUATION & FEEDBACK FORM

Annual H-DOT Harbors Tenant Storm Water Training Course

Honolulu Harbor Pier 19 Terminal

1. Was the training course beneficial to you as a Tenant of the Honolulu and Kalaeloa Barbers Point Harbors? Please rank the overall course from 0 to 5 where 5 = Most Beneficial & 0 = Not Beneficial at all. 5 Additional comments on the overall training course:

   GOOD TO BE REFRESHED AND NOT BECOME COMPLACENT.

2. What were the strong points of the training course that we should keep & improve upon for next year?

   EFFECTS OF HOW GROUND WATER CAN PUT HARMFUL ELEMENTS INTO OUR OCEANS.

3. What were the weak points of the training course that we should improve upon next year?

   SCREEN A BIT HARD TO SEE.

4. How effective were the Trainer, the Power Point slides & the video in conveying the Harbors Storm Water Management Program information & requirements to the tenant audience? Please rank their overall effectiveness from 0 to 5 where 5 = Most Effective & 0 = Not Effective at all. 5 Provide additional comments if you like.

   WELL DONE GOOD FLOW.

5. Please provide an overall ranking of the Pier 19 Terminal facility used for this training course in terms of conditions conducive to the tenant audience such as comfort (air conditioning & lighting), hearing (audio), refreshments, restrooms & parking. Ranking scale from 0 to 5 where 5 = Very Good overall comfort and convenience & 0 = Extremely poor overall comfort and convenience. 4. Please provide additional comments to elaborate on your ranking & how we can improve next year.

   CHAIRS ARE UNCOMFORTABLE.

   MAHALO FOR REFRESHMENTS.

Mahalo for providing us with your training feedback. See you next year!

Name: DAVID W. GMEATH Date 22 AUG 2019

Company: AMERICAN MANILE CORP.

"Mālama i ke awa kai" - Protect Our Harbor Waters

TRAINING EVALUATION & FEEDBACK FORM

Annual H-DOT Harbors Tenant Storm Water Training Course

Honolulu Harbor Pier 19 Terminal

1. Was the training course beneficial to you as a Tenant of the Honolulu and Kalaeloa Barbers Point Harbors? Please rank the overall course from 0 to 5 where 5 = Most Beneficial & 0 = Not Beneficial at all. 5 Additional comments on the overall training course: Everything was understandable

2. What were the strong points of the training course that we should keep & improve upon for next year? Keep it the same

3. What were the weak points of the training course that we should improve upon next year? nothing is weak

4. How effective were the Trainer, the Power Point slides & the video in conveying the Harbors Storm Water Management Program information & requirements to the tenant audience? Please rank their overall effectiveness from 0 to 5 where 5 = Most Effective & 0 = Not Effective at all. 5 Provide additional comments if you like.

5. Please provide an overall ranking of the Pier 19 Terminal facility used for this training course in terms of conditions conducive to the tenant audience such as comfort (air conditioning & lighting), hearing (audio), refreshments, restrooms & parking. Ranking scale from 0 to 5 where 5 = Very Good overall comfort and convenience & 0 = Extremely poor overall comfort and convenience. 5. Please provide additional comments to elaborate on your ranking & how we can improve next year.

Mahalo for providing us with your training feedback. See you next year!

Name: Rodney Cho Date 08/22/19

Company: Matson

"Mālama i ke awa kai" - Protect Our Harbor Waters

TRAINING EVALUATION & FEEDBACK FORM

Annual H-DOT Harbors Tenant Storm Water Training Course

Honolulu Harbor Pier 19 Terminal

1. Was the training course beneficial to you as a Tenant of the Honolulu and Kalaeloa Barbers Point Harbors? Please rank the overall course from 0 to 5 where 5 = Most Beneficial & 0 = Not Beneficial at all. _____ Additional comments on the overall training course:

   5

2. What were the strong points of the training course that we should keep & improve upon for next year?

   5

3. What were the weak points of the training course that we should improve upon next year?

4. How effective were the Trainer, the Power Point slides & the video in conveying the Harbors Storm Water Management Program information & requirements to the tenant audience? Please rank their overall effectiveness from 0 to 5 where 5 = Most Effective & 0 = Not Effective at all. _____ Provide additional comments if you like.

   5

5. Please provide an overall ranking of the Pier 19 Terminal facility used for this training course in terms of conditions conducive to the tenant audience such as comfort (air conditioning & lighting), hearing (audio), refreshments, restrooms & parking. Ranking scale from 0 to 5 where 5 = Very Good overall comfort and convenience & 0 = Extremely poor overall comfort and convenience. _____. Please provide additional comments to elaborate on your ranking & how we can improve next year.

   5

Mahalo for providing us with your training feedback. See you next year!

Name: [signature] Date 8-22-19

Company: [illegible]

"Mālama i ke awa kai" - Protect Our Harbor Waters

TRAINING EVALUATION & FEEDBACK FORM

Annual H-DOT Harbors Tenant Storm Water Training Course
Honolulu Harbor Pier 19 Terminal

1. Was the training course beneficial to you as a Tenant of the Honolulu and Kalaeloa Barbers Point Harbors? Please rank the overall course from 0 to 5 where 5 = Most Beneficial & 0 = Not Beneficial at all. 3 Additional comments on the overall training course:
   VERY BASIC AND STRAIGHT FORWARD

2. What were the strong points of the training course that we should keep & improve upon for next year?
   STATUS UPDATE OF CONSENT DECREE, PRE-INSPECTION CHECKLIST

3. What were the weak points of the training course that we should improve upon next year?
   OPENING AWARDS

4. How effective were the Trainer, the Power Point slides & the video in conveying the Harbors Storm Water Management Program information & requirements to the tenant audience? Please rank their overall effectiveness from 0 to 5 where 5 = Most Effective & 0 = Not Effective at all. 3/4 Provide additional comments if you like.
   CLEAR AND WELL SPOKEN.

5. Please provide an overall ranking of the Pier 19 Terminal facility used for this training course in terms of conditions conducive to the tenant audience such as comfort (air conditioning & lighting), hearing (audio), refreshments, restrooms & parking. Ranking scale from 0 to 5 where 5 = Very Good overall comfort and convenience & 0 = Extremely poor overall comfort and convenience. 3. Please provide additional comments to elaborate on your ranking & how we can improve next year.
   CHAIRS ARE VERY UNCOMFORTABLE
   FOOD WASE GREAT

Mahalo for providing us with your training feedback. See you next year!

Name: BLAKE EDWARDS Date

Company: AMERICAN MARINE

"Mālama i ke awa kai" - Protect Our Harbor Waters

TRAINING EVALUATION & FEEDBACK FORM

Annual H-DOT Harbors Tenant Storm Water Training Course

Honolulu Harbor Pier 19 Terminal

1. Was the training course beneficial to you as a Tenant of the Honolulu and Kalaeloa Barbers Point Harbors? Please rank the overall course from 0 to 5 where 5 = Most Beneficial & 0 = Not Beneficial at all. 5 Additional comments on the overall training course:

2. What were the strong points of the training course that we should keep & improve upon for next year?

   BMP

3. What were the weak points of the training course that we should improve upon next year?

   EXPAND BREAKFAST BUFFET

4. How effective were the Trainer, the Power Point slides & the video in conveying the Harbors Storm Water Management Program information & requirements to the tenant audience? Please rank their overall effectiveness from 0 to 5 where 5 = Most Effective & 0 = Not Effective at all. 5 Provide additional comments if you like.

5. Please provide an overall ranking of the Pier 19 Terminal facility used for this training course in terms of conditions conducive to the tenant audience such as comfort (air conditioning & lighting), hearing (audio), refreshments, restrooms & parking. Ranking scale from 0 to 5 where 5 = Very Good overall comfort and convenience & 0 = Extremely poor overall comfort and convenience. 5. Please provide additional comments to elaborate on your ranking & how we can improve next year.

Mahalo for providing us with your training feedback. See you next year!

Name: NEPHI OHAI Date 28 Aug 19

Company: OCEANIC KAIMAMAHA CORP

"Mālama i ke awa kai" - Protect Our Harbor Waters

TRAINING EVALUATION & FEEDBACK FORM

Annual H-DOT Harbors Tenant Storm Water Training Course
Honolulu Harbor Pier 19 Terminal

1. Was the training course beneficial to you as a Tenant of the Honolulu and Kalaeloa Barbers Point Harbors? Please rank the overall course from 0 to 5 where 5 = Most Beneficial & 0 = Not Beneficial at all. 5 Additional comments on the overall training course:

2. What were the strong points of the training course that we should keep & improve upon for next year?
Pictures of BMPs (comparisons of good & bad)

3. What were the weak points of the training course that we should improve upon next year?

4. How effective were the Trainer, the Power Point slides & the video in conveying the Harbors Storm Water Management Program information & requirements to the tenant audience? Please rank their overall effectiveness from 0 to 5 where 5 = Most Effective & 0 = Not Effective at all. 5 Provide additional comments if you like.

5. Please provide an overall ranking of the Pier 19 Terminal facility used for this training course in terms of conditions conducive to the tenant audience such as comfort (air conditioning & lighting), hearing (audio), refreshments, restrooms & parking. Ranking scale from 0 to 5 where 5 = Very Good overall comfort and convenience & 0 = Extremely poor overall comfort and convenience. 5. Please provide additional comments to elaborate on your ranking & how we can improve next year.
Maybe a podium for the speaker. Good job!

Mahalo for providing us with your training feedback. See you next year!

Name: Ricky Guerrero Date 8/22/15
Company: Pacific Shipyards

"Mālama i ke awa kai" - Protect Our Harbor Waters

TRAINING EVALUATION & FEEDBACK FORM

Annual H-DOT Harbors Tenant Storm Water Training Course

Honolulu Harbor Pier 19 Terminal

1. Was the training course beneficial to you as a Tenant of the Honolulu and Kalaeloa Barbers Point Harbors? Please rank the overall course from 0 to 5 where 5 = Most Beneficial & 0 = Not Beneficial at all. 5 Additional comments on the overall training course:

2. What were the strong points of the training course that we should keep & improve upon for next year? Some Presentation Informative

3. What were the weak points of the training course that we should improve upon next year? none

4. How effective were the Trainer, the Power Point slides & the video in conveying the Harbors Storm Water Management Program information & requirements to the tenant audience? Please rank their overall effectiveness from 0 to 5 where 5 = Most Effective & 0 = Not Effective at all. 5 Provide additional comments if you like.

5. Please provide an overall ranking of the Pier 19 Terminal facility used for this training course in terms of conditions conducive to the tenant audience such as comfort (air conditioning & lighting), hearing (audio), refreshments, restrooms & parking. Ranking scale from 0 to 5 where 5 = Very Good overall comfort and convenience & 0 = Extremely poor overall comfort and convenience. 3. Please provide additional comments to elaborate on your ranking & how we can improve next year.

1. Seats could be better.
2. Sound - Larger Screen
3. Parking

Mahalo for providing us with your training feedback. See you next year!

Name: Glenn Tribe Date 8.22.19

Company: SFS/HFFC

"Mālama i ke awa kai" - Protect Our Harbor Waters

TRAINING EVALUATION & FEEDBACK FORM

Annual H-DOT Harbors Tenant Storm Water Training Course
Honolulu Harbor Pier 19 Terminal

1. Was the training course beneficial to you as a Tenant of the Honolulu and Kalaeloa Barbers Point Harbors? Please rank the overall course from 0 to 5 where 5 = Most Beneficial & 0 = Not Beneficial at all. 5 Additional comments on the overall training course:

2. What were the strong points of the training course that we should keep & improve upon for next year?
   Very Knowledgable Presenter & Guest

3. What were the weak points of the training course that we should improve upon next year?
   Better projector / larger Screen

4. How effective were the Trainer, the Power Point slides & the video in conveying the Harbors Storm Water Management Program information & requirements to the tenant audience? Please rank their overall effectiveness from 0 to 5 where 5 = Most Effective & 0 = Not Effective at all. 5 Provide additional comments if you like.

5. Please provide an overall ranking of the Pier 19 Terminal facility used for this training course in terms of conditions conducive to the tenant audience such as comfort (air conditioning & lighting), hearing (audio), refreshments, restrooms & parking. Ranking scale from 0 to 5 where 5 = Very Good overall comfort and convenience & 0 = Extremely poor overall comfort and convenience. 5. Please provide additional comments to elaborate on your ranking & how we can improve next year.

Mahalo for providing us with your training feedback. See you next year!

Name: Chris Robinson Date 8/22/19
Company: Wind & Sea Charters

"Mālama i ke awa kai" - Protect Our Harbor Waters

TRAINING EVALUATION & FEEDBACK FORM

Annual H-DOT Harbors Tenant Storm Water Training Course
Honolulu Harbor Pier 19 Terminal

1. Was the training course beneficial to you as a Tenant of the Honolulu and Kalaeloa Barbers Point Harbors? Please rank the overall course from 0 to 5 where 5 = Most Beneficial & 0 = Not Beneficial at all. 5 Additional comments on the overall training course:

2. What were the strong points of the training course that we should keep & improve upon for next year?
   ENVIROMENTAL IMPACT

3. What were the weak points of the training course that we should improve upon next year?
   N/A

4. How effective were the Trainer, the Power Point slides & the video in conveying the Harbors Storm Water Management Program information & requirements to the tenant audience? Please rank their overall effectiveness from 0 to 5 where 5 = Most Effective & 0 = Not Effective at all. 4 Provide additional comments if you like.

5. Please provide an overall ranking of the Pier 19 Terminal facility used for this training course in terms of conditions conducive to the tenant audience such as comfort (air conditioning & lighting), hearing (audio), refreshments, restrooms & parking. Ranking scale from 0 to 5 where 5 = Very Good overall comfort and convenience & 0 = Extremely poor overall comfort and convenience. 5. Please provide additional comments to elaborate on your ranking & how we can improve next year.

Mahalo for providing us with your training feedback. See you next year!

Name: ERVIN HENDRIX III Date 8/22/19
Company: HAWAIIAN CEMENT

"Mālama i ke awa kai" - Protect Our Harbor Waters

TRAINING EVALUATION & FEEDBACK FORM

Annual H-DOT Harbors Tenant Storm Water Training Course

Honolulu Harbor Pier 19 Terminal

1. Was the training course beneficial to you as a Tenant of the Honolulu and Kalaeloa Barbers Point Harbors? Please rank the overall course from 0 to 5 where 5 = Most Beneficial & 0 = Not Beneficial at all. 5 Additional comments on the overall training course:
   very informational

2. What were the strong points of the training course that we should keep & improve upon for next year?
   Ways to prevent pollutants from entering our waters.

3. What were the weak points of the training course that we should improve upon next year?
   N/A

4. How effective were the Trainer, the Power Point slides & the video in conveying the Harbors Storm Water Management Program information & requirements to the tenant audience? Please rank their overall effectiveness from 0 to 5 where 5 = Most Effective & 0 = Not Effective at all. 5 Provide additional comments if you like.

5. Please provide an overall ranking of the Pier 19 Terminal facility used for this training course in terms of conditions conducive to the tenant audience such as comfort (air conditioning & lighting), hearing (audio), refreshments, restrooms & parking. Ranking scale from 0 to 5 where 5 = Very Good overall comfort and convenience & 0 = Extremely poor overall comfort and convenience. 5. Please provide additional comments to elaborate on your ranking & how we can improve next year.
   everything was good.

Mahalo for providing us with your training feedback. See you next year!

Name: Nicole Garaganza-Tengan Date 8/22/19

Company: PSI

"Mālama i ke awa kai" - Protect Our Harbor Waters

TRAINING EVALUATION & FEEDBACK FORM

Annual H-DOT Harbors Tenant Storm Water Training Course
Honolulu Harbor Pier 19 Terminal

1. Was the training course beneficial to you as a Tenant of the Honolulu and Kalaeloa Barbers Point Harbors? Please rank the overall course from 0 to 5 where 5 = Most Beneficial & 0 = Not Beneficial at all. 5 Additional comments on the overall training course:
   COMMUNICATION IS GOOD

2. What were the strong points of the training course that we should keep & improve upon for next year?
   EXPLANATIONS OF PROGRAM BY SARI & CHELSEA

3. What were the weak points of the training course that we should improve upon next year?
   NOT SURE WHY COMMERCIAL HARBOR TENNANTS NEEDED THE SEWAGE PRESENTATION - SHOULD CONCENTRATE ON COMMERCIAL ISSUES.

4. How effective were the Trainer, the Power Point slides & the video in conveying the Harbors Storm Water Management Program information & requirements to the tenant audience? Please rank their overall effectiveness from 0 to 5 where 5 = Most Effective & 0 = Not Effective at all. 4 Provide additional comments if you like.

5. Please provide an overall ranking of the Pier 19 Terminal facility used for this training course in terms of conditions conducive to the tenant audience such as comfort (air conditioning & lighting), hearing (audio), refreshments, restrooms & parking. Ranking scale from 0 to 5 where 5 = Very Good overall comfort and convenience & 0 = Extremely poor overall comfort and convenience. 5. Please provide additional comments to elaborate on your ranking & how we can improve next year.

Mahalo for providing us with your training feedback. See you next year!

Name: DC CARTER Date 22 AUG 2019
Company: PENCO PIER 14

"Mālama i ke awa kai" - Protect Our Harbor Waters

TRAINING EVALUATION & FEEDBACK FORM

Annual H-DOT Harbors Tenant Storm Water Training Course

Honolulu Harbor Pier 19 Terminal

1. Was the training course beneficial to you as a Tenant of the Honolulu and Kalaeloa Barbers Point Harbors? Please rank the overall course from 0 to 5 where 5 = Most Beneficial & 0 = Not Beneficial at all. 5 Additional comments on the overall training course:

2. What were the strong points of the training course that we should keep & improve upon for next year? Continue to provide updates to new rules & technology for SWP.

3. What were the weak points of the training course that we should improve upon next year? None

4. How effective were the Trainer, the Power Point slides & the video in conveying the Harbors Storm Water Management Program information & requirements to the tenant audience? Please rank their overall effectiveness from 0 to 5 where 5 = Most Effective & 0 = Not Effective at all. 5 Provide additional comments if you like.

5. Please provide an overall ranking of the Pier 19 Terminal facility used for this training course in terms of conditions conducive to the tenant audience such as comfort (air conditioning & lighting), hearing (audio), refreshments, restrooms & parking. Ranking scale from 0 to 5 where 5 = Very Good overall comfort and convenience & 0 = Extremely poor overall comfort and convenience. 5. Please provide additional comments to elaborate on your ranking & how we can improve next year.

Very generous serving of beverages & snacks Mahalo

Mahalo for providing us with your training feedback. See you next year!

Name: Ronald Chun Date 8/22/19

Company: Honolulu Marathon

"Mālama i ke awa kai" - Protect Our Harbor Waters

TRAINING EVALUATION & FEEDBACK FORM

Annual H-DOT Harbors Tenant Storm Water Training Course

Honolulu Harbor Pier 19 Terminal

1. Was the training course beneficial to you as a Tenant of the Honolulu and Kalaeloa Barbers Point Harbors? Please rank the overall course from 0 to 5 where 5 = Most Beneficial & 0 = Not Beneficial at all. 5 Additional comments on the overall training course:

2. What were the strong points of the training course that we should keep & improve upon for next year?
PROPER STEPS FOR CONTAINMENT AND DISPOSAL

3. What were the weak points of the training course that we should improve upon next year?
NONE

4. How effective were the Trainer, the Power Point slides & the video in conveying the Harbors Storm Water Management Program information & requirements to the tenant audience? Please rank their overall effectiveness from 0 to 5 where 5 = Most Effective & 0 = Not Effective at all. 5 Provide additional comments if you like.

5. Please provide an overall ranking of the Pier 19 Terminal facility used for this training course in terms of conditions conducive to the tenant audience such as comfort (air conditioning & lighting), hearing (audio), refreshments, restrooms & parking. Ranking scale from 0 to 5 where 5 = Very Good overall comfort and convenience & 0 = Extremely poor overall comfort and convenience. 5. Please provide additional comments to elaborate on your ranking & how we can improve next year.

Mahalo for providing us with your training feedback. See you next year!

Name: JJ JOHNSON Date 22 AUG 2019

Company: HONOLULU MARATHON

"Mālama i ke awa kai" - Protect Our Harbor Waters

TRAINING EVALUATION & FEEDBACK FORM

Annual H-DOT Harbors Tenant Storm Water Training Course

Honolulu Harbor Pier 19 Terminal

1. Was the training course beneficial to you as a Tenant of the Honolulu and Kalaeloa Barbers Point Harbors? Please rank the overall course from 0 to 5 where 5 = Most Beneficial & 0 = Not Beneficial at all. 4 Additional comments on the overall training course:
   The acronyms are new to me. Please spell acronyms out.

2. What were the strong points of the training course that we should keep & improve upon for next year?
   Slides of Photos very helpful.

3. What were the weak points of the training course that we should improve upon next year?
   Maybe show the violations that were actually busted? & then describe the Corrective Actions taken.

4. How effective were the Trainer, the Power Point slides & the video in conveying the Harbors Storm Water Management Program information & requirements to the tenant audience? Please rank their overall effectiveness from 0 to 5 where 5 = Most Effective & 0 = Not Effective at all. 4. Provide additional comments if you like.
   I like stories of experiences & imagine you have many to share.
   Mahalo for the food & coffee.

5. Please provide an overall ranking of the Pier 19 Terminal facility used for this training course in terms of conditions conducive to the tenant audience such as comfort (air conditioning & lighting), hearing (audio), refreshments, restrooms & parking. Ranking scale from 0 to 5 where 5 = Very Good overall comfort and convenience & 0 = Extremely poor overall comfort and convenience. 5. Please provide additional comments to elaborate on your ranking & how we can improve next year.
   Good A/C. Good sound.

Mahalo for providing us with your training feedback. See you next year!

Name: Weston Yap Date 8/22/19

Company: Fresh Island Fish Co., Inc.

TRAINING EVALUATION & FEEDBACK FORM

Annual H-DOT Harbors Tenant Storm Water Training Course
Honolulu Harbor Pier 19 Terminal

1. Was the training course beneficial to you as a Tenant of the Honolulu and Kalaeloa Barbers Point Harbors? Please rank the overall course from 0 to 5 where 5 = Most Beneficial & 0 = Not Beneficial at all. 5 Additional comments on the overall training course:

2. What were the strong points of the training course that we should keep & improve upon for next year?
   CLEAN WATER ACT

3. What were the weak points of the training course that we should improve upon next year?
   NO

4. How effective were the Trainer, the Power Point slides & the video in conveying the Harbors Storm Water Management Program information & requirements to the tenant audience? Please rank their overall effectiveness from 0 to 5 where 5 = Most Effective & 0 = Not Effective at all. 5 Provide additional comments if you like.

5. Please provide an overall ranking of the Pier 19 Terminal facility used for this training course in terms of conditions conducive to the tenant audience such as comfort (air conditioning & lighting), hearing (audio), refreshments, restrooms & parking. Ranking scale from 0 to 5 where 5 = Very Good overall comfort and convenience & 0 = Extremely poor overall comfort and convenience. 4. Please provide additional comments to elaborate on your ranking & how we can improve next year.
   AC NOT ENOUGH, PARKING SHORT TODAY

Mahalo for providing us with your training feedback. See you next year!

Name: ALI WANG Date 8/22/19
Company: INCHCAPE SHIPPING

"Mālama i ke awa kai" - Protect Our Harbor Waters

TRAINING EVALUATION & FEEDBACK FORM

Annual H-DOT Harbors Tenant Storm Water Training Course
Honolulu Harbor Pier 19 Terminal

1. Was the training course beneficial to you as a Tenant of the Honolulu and Kalaeloa Barbers Point Harbors? Please rank the overall course from 0 to 5 where 5 = Most Beneficial & 0 = Not Beneficial at all. 5 Additional comments on the overall training course:

2. What were the strong points of the training course that we should keep & improve upon for next year?

3. What were the weak points of the training course that we should improve upon next year?

4. How effective were the Trainer, the Power Point slides & the video in conveying the Harbors Storm Water Management Program information & requirements to the tenant audience? Please rank their overall effectiveness from 0 to 5 where 5 = Most Effective & 0 = Not Effective at all. _____ Provide additional comments if you like.

   Better than last year

5. Please provide an overall ranking of the Pier 19 Terminal facility used for this training course in terms of conditions conducive to the tenant audience such as comfort (air conditioning & lighting), hearing (audio), refreshments, restrooms & parking. Ranking scale from 0 to 5 where 5 = Very Good overall comfort and convenience & 0 = Extremely poor overall comfort and convenience. _____. Please provide additional comments to elaborate on your ranking & how we can improve next year.

   OK 5

Mahalo for providing us with your training feedback. See you next year!

Name: Rodney Yee Date 8/22/19
Company: Pioneer Machinery Inc.

"Mālama i ke awa kai" - Protect Our Harbor Waters

TRAINING EVALUATION & FEEDBACK FORM

Annual H-DOT Harbors Tenant Storm Water Training Course
Honolulu Harbor Pier 19 Terminal

1. Was the training course beneficial to you as a Tenant of the Honolulu and Kalaeloa Barbers Point Harbors? Please rank the overall course from 0 to 5 where 5 = Most Beneficial & 0 = Not Beneficial at all. 5 Additional comments on the overall training course:
   Good info provided.

2. What were the strong points of the training course that we should keep & improve upon for next year?
   Providing a printout of the slides so we can follow along with the speaker. Liked that looks were provided.

3. What were the weak points of the training course that we should improve upon next year?
   Parking

4. How effective were the Trainer, the Power Point slides & the video in conveying the Harbors Storm Water Management Program information & requirements to the tenant audience? Please rank their overall effectiveness from 0 to 5 where 5 = Most Effective & 0 = Not Effective at all. 5 Provide additional comments if you like.

5. Please provide an overall ranking of the Pier 19 Terminal facility used for this training course in terms of conditions conducive to the tenant audience such as comfort (air conditioning & lighting), hearing (audio), refreshments, restrooms & parking. Ranking scale from 0 to 5 where 5 = Very Good overall comfort and convenience & 0 = Extremely poor overall comfort and convenience. 4. Please provide additional comments to elaborate on your ranking & how we can improve next year.
   Not as much parking as last year.
   Chairs are uncomfortable.

Mahalo for providing us with your training feedback. See you next year!

Name: Kyle Hirano Date 8/22/19
Company: Jas. D. Glover, Ltd.

TRAINING EVALUATION & FEEDBACK FORM

Annual H-DOT Harbors Tenant Storm Water Training Course
Honolulu Harbor Pier 19 Terminal

1. Was the training course beneficial to you as a Tenant of the Honolulu and Kalaeloa Barbers Point Harbors? Please rank the overall course from 0 to 5 where 5 = Most Beneficial & 0 = Not Beneficial at all. 4 Additional comments on the overall training course:

2. What were the strong points of the training course that we should keep & improve upon for next year?
   presentation from UH student

3. What were the weak points of the training course that we should improve upon next year?
   Hard to see screen

4. How effective were the Trainer, the Power Point slides & the video in conveying the Harbors Storm Water Management Program information & requirements to the tenant audience? Please rank their overall effectiveness from 0 to 5 where 5 = Most Effective & 0 = Not Effective at all. 4 Provide additional comments if you like.

5. Please provide an overall ranking of the Pier 19 Terminal facility used for this training course in terms of conditions conducive to the tenant audience such as comfort (air conditioning & lighting), hearing (audio), refreshments, restrooms & parking. Ranking scale from 0 to 5 where 5 = Very Good overall comfort and convenience & 0 = Extremely poor overall comfort and convenience. 5. Please provide additional comments to elaborate on your ranking & how we can improve next year.

Mahalo for providing us with your training feedback. See you next year!

Name: Jacob Nelson Date 8-22-19
Company: Sea Engineering

"Mālama i ke awa kai" - Protect Our Harbor Waters

TRAINING EVALUATION & FEEDBACK FORM

Annual H-DOT Harbors Tenant Storm Water Training Course
Honolulu Harbor Pier 19 Terminal

1. Was the training course beneficial to you as a Tenant of the Honolulu and Kalaeloa Barbers Point Harbors? Please rank the overall course from 0 to 5 where 5 = Most Beneficial & 0 = Not Beneficial at all. 3 Additional comments on the overall training course:
   could have read the presentation myself

2. What were the strong points of the training course that we should keep & improve upon for next year?
   don't read bullet points bullet for bullet

3. What were the weak points of the training course that we should improve upon next year?
   get better chairs

4. How effective were the Trainer, the Power Point slides & the video in conveying the Harbors Storm Water Management Program information & requirements to the tenant audience? Please rank their overall effectiveness from 0 to 5 where 5 = Most Effective & 0 = Not Effective at all. 3 Provide additional comments if you like.

5. Please provide an overall ranking of the Pier 19 Terminal facility used for this training course in terms of conditions conducive to the tenant audience such as comfort (air conditioning & lighting), hearing (audio), refreshments, restrooms & parking. Ranking scale from 0 to 5 where 5 = Very Good overall comfort and convenience & 0 = Extremely poor overall comfort and convenience. 3. Please provide additional comments to elaborate on your ranking & how we can improve next year.
   horrible chairs

Mahalo for providing us with your training feedback. See you next year!

Name: Bryan Asari Date 8/22/19
Company: Matson

"Mālama i ke awa kai" - Protect Our Harbor Waters

TRAINING EVALUATION & FEEDBACK FORM

Annual H-DOT Harbors Tenant Storm Water Training Course

Honolulu Harbor Pier 19 Terminal

1. Was the training course beneficial to you as a Tenant of the Honolulu and Kalaeloa Barbers Point Harbors? Please rank the overall course from 0 to 5 where 5 = Most Beneficial & 0 = Not Beneficial at all. 4 Additional comments on the overall training course:
   Informative if you've never been to this training before. We have been before so it seemed redundant.
2. What were the strong points of the training course that we should keep & improve upon for next year?
   Showing what are good BMP's
3. What were the weak points of the training course that we should improve upon next year?
   Go over more in depth what is expected during an ~~a~~ inspection.
4. How effective were the Trainer, the Power Point slides & the video in conveying the Harbors Storm Water Management Program information & requirements to the tenant audience? Please rank their overall effectiveness from 0 to 5 where 5 = Most Effective & 0 = Not Effective at all. 5 Provide additional comments if you like.
5. Please provide an overall ranking of the Pier 19 Terminal facility used for this training course in terms of conditions conducive to the tenant audience such as comfort (air conditioning & lighting), hearing (audio), refreshments, restrooms & parking. Ranking scale from 0 to 5 where 5 = Very Good overall comfort and convenience & 0 = Extremely poor overall comfort and convenience. 5. Please provide additional comments to elaborate on your ranking & how we can improve next year.
   Have more parking.

Mahalo for providing us with your training feedback. See you next year!

Name: KALI RICARDO & CHADESEY PRUETT Date 8/22/19

Company: PENCO

TRAINING EVALUATION & FEEDBACK FORM

Annual H-DOT Harbors Tenant Storm Water Training Course

Honolulu Harbor Pier 19 Terminal

1. Was the training course beneficial to you as a Tenant of the Honolulu and Kalaeloa Barbers Point Harbors? Please rank the overall course from 0 to 5 where 5 = Most Beneficial & 0 = Not Beneficial at all. 5 Additional comments on the overall training course:

2. What were the strong points of the training course that we should keep & improve upon for next year?
   Now

3. What were the weak points of the training course that we should improve upon next year?
   Maybe more aloha?

4. How effective were the Trainer, the Power Point slides & the video in conveying the Harbors Storm Water Management Program information & requirements to the tenant audience? Please rank their overall effectiveness from 0 to 5 where 5 = Most Effective & 0 = Not Effective at all. 5 Provide additional comments if you like.

5. Please provide an overall ranking of the Pier 19 Terminal facility used for this training course in terms of conditions conducive to the tenant audience such as comfort (air conditioning & lighting), hearing (audio), refreshments, restrooms & parking. Ranking scale from 0 to 5 where 5 = Very Good overall comfort and convenience & 0 = Extremely poor overall comfort and convenience. 5. Please provide additional comments to elaborate on your ranking & how we can improve next year.

Mahalo for providing us with your training feedback. See you next year!

Name: _____ Date _____

Company: _____

"Mālama i ke awa kai" - Protect Our Harbor Waters

TRAINING EVALUATION & FEEDBACK FORM

Annual H-DOT Harbors Tenant Storm Water Training Course

Honolulu Harbor Pier 19 Terminal

1. Was the training course beneficial to you as a Tenant of the Honolulu and Kalaeloa Barbers Point Harbors? Please rank the overall course from 0 to 5 where 5 = Most Beneficial & 0 = Not Beneficial at all. 3 Additional comments on the overall training course:

2. What were the strong points of the training course that we should keep & improve upon for next year?
BMP's are always a strong point.

3. What were the weak points of the training course that we should improve upon next year?
quality of pictures, picture of the impact that pollution could cause. Seeing in believing

4. How effective were the Trainer, the Power Point slides & the video in conveying the Harbors Storm Water Management Program information & requirements to the tenant audience? Please rank their overall effectiveness from 0 to 5 where 5 = Most Effective & 0 = Not Effective at all. 3 Provide additional comments if you like.

5. Please provide an overall ranking of the Pier 19 Terminal facility used for this training course in terms of conditions conducive to the tenant audience such as comfort (air conditioning & lighting), hearing (audio), refreshments, restrooms & parking. Ranking scale from 0 to 5 where 5 = Very Good overall comfort and convenience & 0 = Extremely poor overall comfort and convenience. 4. Please provide additional comments to elaborate on your ranking & how we can improve next year.

Mahalo for providing us with your training feedback. See you next year!

Name: Cory Larson Hicks Date 9/18/19

Company: Paradise Cruise LTD

"Mālama i ke awa kai" - Protect Our Harbor Waters

TRAINING EVALUATION & FEEDBACK FORM

Annual H-DOT Harbors Tenant Storm Water Training Course

Honolulu Harbor Pier 19 Terminal

1. Was the training course beneficial to you as a Tenant of the Honolulu and Kalaeloa Barbers Point Harbors? Please rank the overall course from 0 to 5 where 5 = Most Beneficial & 0 = Not Beneficial at all. 4 Additional comments on the overall training course:

2. What were the strong points of the training course that we should keep & improve upon for next year?

   course is concise, to the point, gives good examples

3. What were the weak points of the training course that we should improve upon next year?

4. How effective were the Trainer, the Power Point slides & the video in conveying the Harbors Storm Water Management Program information & requirements to the tenant audience? Please rank their overall effectiveness from 0 to 5 where 5 = Most Effective & 0 = Not Effective at all. 4 Provide additional comments if you like.

5. Please provide an overall ranking of the Pier 19 Terminal facility used for this training course in terms of conditions conducive to the tenant audience such as comfort (air conditioning & lighting), hearing (audio), refreshments, restrooms & parking. Ranking scale from 0 to 5 where 5 = Very Good overall comfort and convenience & 0 = Extremely poor overall comfort and convenience. 5. Please provide additional comments to elaborate on your ranking & how we can improve next year.

Mahalo for providing us with your training feedback. See you next year!

Name: David Zeidler Date 9-18-19

Company: AES

"Mālama i ke awa kai" - Protect Our Harbor Waters

TRAINING EVALUATION & FEEDBACK FORM

Annual H-DOT Harbors Tenant Storm Water Training Course

Honolulu Harbor Pier 19 Terminal

1. Was the training course beneficial to you as a Tenant of the Honolulu and Kalaeloa Barbers Point Harbors? Please rank the overall course from 0 to 5 where 5 = Most Beneficial & 0 = Not Beneficial at all. 5 Additional comments on the overall training course:

2. What were the strong points of the training course that we should keep & improve upon for next year?
   Types of issues.

3. What were the weak points of the training course that we should improve upon next year?
   Last year there was a discussion on zinc. I was wondering where the topic was.

4. How effective were the Trainer, the Power Point slides & the video in conveying the Harbors Storm Water Management Program information & requirements to the tenant audience? Please rank their overall effectiveness from 0 to 5 where 5 = Most Effective & 0 = Not Effective at all. 5 Provide additional comments if you like.

5. Please provide an overall ranking of the Pier 19 Terminal facility used for this training course in terms of conditions conducive to the tenant audience such as comfort (air conditioning & lighting), hearing (audio), refreshments, restrooms & parking. Ranking scale from 0 to 5 where 5 = Very Good overall comfort and convenience & 0 = Extremely poor overall comfort and convenience. 5. Please provide additional comments to elaborate on your ranking & how we can improve next year.

Mahalo for providing us with your training feedback. See you next year!

Name: James C. Nixon Date 9/18/19

Company: Paradise Cruises

"Mālama i ke awa kai" - Protect Our Harbor Waters

TRAINING EVALUATION & FEEDBACK FORM

Annual H-DOT Harbors Tenant Storm Water Training Course

Honolulu Harbor Pier 19 Terminal

1. Was the training course beneficial to you as a Tenant of the Honolulu and Kalaeloa Barbers Point Harbors? Please rank the overall course from 0 to 5 where 5 = Most Beneficial & 0 = Not Beneficial at all. 5 Additional comments on the overall training course:

2. What were the strong points of the training course that we should keep & improve upon for next year?

3. What were the weak points of the training course that we should improve upon next year?

4. How effective were the Trainer, the Power Point slides & the video in conveying the Harbors Storm Water Management Program information & requirements to the tenant audience? Please rank their overall effectiveness from 0 to 5 where 5 = Most Effective & 0 = Not Effective at all. 5 Provide additional comments if you like.

5. Please provide an overall ranking of the Pier 19 Terminal facility used for this training course in terms of conditions conducive to the tenant audience such as comfort (air conditioning & lighting), hearing (audio), refreshments, restrooms & parking. Ranking scale from 0 to 5 where 5 = Very Good overall comfort and convenience & 0 = Extremely poor overall comfort and convenience. 5. Please provide additional comments to elaborate on your ranking & how we can improve next year.

Mahalo for providing us with your training feedback. See you next year!

Name: Francis "Rocky" Silva Date 9-18-19

Company: Albert's Towing

"Mālama i ke awa kai" - Protect Our Harbor Waters

TRAINING EVALUATION & FEEDBACK FORM

Annual H-DOT Harbors Tenant Storm Water Training Course

Honolulu Harbor Pier 19 Terminal

1. Was the training course beneficial to you as a Tenant of the Honolulu and Kalaeloa Barbers Point Harbors? Please rank the overall course from 0 to 5 where 5 = Most Beneficial & 0 = Not Beneficial at all. 5 Additional comments on the overall training course:

2. What were the strong points of the training course that we should keep & improve upon for next year?

   BMP

3. What were the weak points of the training course that we should improve upon next year?

   Discharge type

4. How effective were the Trainer, the Power Point slides & the video in conveying the Harbors Storm Water Management Program information & requirements to the tenant audience? Please rank their overall effectiveness from 0 to 5 where 5 = Most Effective & 0 = Not Effective at all. 5 Provide additional comments if you like.

5. Please provide an overall ranking of the Pier 19 Terminal facility used for this training course in terms of conditions conducive to the tenant audience such as comfort (air conditioning & lighting), hearing (audio), refreshments, restrooms & parking. Ranking scale from 0 to 5 where 5 = Very Good overall comfort and convenience & 0 = Extremely poor overall comfort and convenience. 3. Please provide additional comments to elaborate on your ranking & how we can improve next year.

   Move to Kapolei
   near Campbell Ind. Park

Mahalo for providing us with your training feedback. See you next year!

Name: Albert Ternora Date 9/18/a

Company: Albert's Towing

"Mālama i ke awa kai" - Protect Our Harbor Waters

TRAINING EVALUATION & FEEDBACK FORM

Annual H-DOT Harbors Tenant Storm Water Training Course

Honolulu Harbor Pier 19 Terminal

1. Was the training course beneficial to you as a Tenant of the Honolulu and Kalaeloa Barbers Point Harbors? Please rank the overall course from 0 to 5 where 5 = Most Beneficial & 0 = Not Beneficial at all. 5 Additional comments on the overall training course:

2. What were the strong points of the training course that we should keep & improve upon for next year?
   A lot of good information presented.

3. What were the weak points of the training course that we should improve upon next year?
   N/A

4. How effective were the Trainer, the Power Point slides & the video in conveying the Harbors Storm Water Management Program information & requirements to the tenant audience? Please rank their overall effectiveness from 0 to 5 where 5 = Most Effective & 0 = Not Effective at all. 5 Provide additional comments if you like.

5. Please provide an overall ranking of the Pier 19 Terminal facility used for this training course in terms of conditions conducive to the tenant audience such as comfort (air conditioning & lighting), hearing (audio), refreshments, restrooms & parking. Ranking scale from 0 to 5 where 5 = Very Good overall comfort and convenience & 0 = Extremely poor overall comfort and convenience. 5. Please provide additional comments to elaborate on your ranking & how we can improve next year.

Mahalo for providing us with your training feedback. See you next year!

Name: PM Autoworks Inc. DBA All Island Automotive Towing Date 09/18/2019

Company: Kapolani Hamilton

"Mālama i ke awa kai" - Protect Our Harbor Waters

TRAINING EVALUATION & FEEDBACK FORM

Annual H-DOT Harbors Tenant Storm Water Training Course

Honolulu Harbor Pier 19 Terminal

1. Was the training course beneficial to you as a Tenant of the Honolulu and Kalaeloa Barbers Point Harbors? Please rank the overall course from 0 to 5 where 5 = Most Beneficial & 0 = Not Beneficial at all. 3 Additional comments on the overall training course:
   Good refresher

2. What were the strong points of the training course that we should keep & improve upon for next year?

3. What were the weak points of the training course that we should improve upon next year?

4. How effective were the Trainer, the Power Point slides & the video in conveying the Harbors Storm Water Management Program information & requirements to the tenant audience? Please rank their overall effectiveness from 0 to 5 where 5 = Most Effective & 0 = Not Effective at all. 3 Provide additional comments if you like.
   Some slides hard to see What presenter trying to convey

5. Please provide an overall ranking of the Pier 19 Terminal facility used for this training course in terms of conditions conducive to the tenant audience such as comfort (air conditioning & lighting), hearing (audio), refreshments, restrooms & parking. Ranking scale from 0 to 5 where 5 = Very Good overall comfort and convenience & 0 = Extremely poor overall comfort and convenience. 3. Please provide additional comments to elaborate on your ranking & how we can improve next year.

Mahalo for providing us with your training feedback. See you next year!

Name: Michael Watanabe Date 9/18/19

Company: C&C of Honolulu

"Mālama i ke awa kai" - Protect Our Harbor Waters

TRAINING EVALUATION & FEEDBACK FORM

Annual H-DOT Harbors Tenant Storm Water Training Course

Honolulu Harbor Pier 19 Terminal

1. Was the training course beneficial to you as a Tenant of the Honolulu and Kalaeloa Barbers Point Harbors? Please rank the overall course from 0 to 5 where 5 = Most Beneficial & 0 = Not Beneficial at all. 5 Additional comments on the overall training course:
   lots of new information for me as a new hire to my company.

2. What were the strong points of the training course that we should keep & improve upon for next year?
   cause n. effect layout
   guest speaker / current study

3. What were the weak points of the training course that we should improve upon next year?

4. How effective were the Trainer, the Power Point slides & the video in conveying the Harbors Storm Water Management Program information & requirements to the tenant audience? Please rank their overall effectiveness from 0 to 5 where 5 = Most Effective & 0 = Not Effective at all. 5 Provide additional comments if you like.

5. Please provide an overall ranking of the Pier 19 Terminal facility used for this training course in terms of conditions conducive to the tenant audience such as comfort (air conditioning & lighting), hearing (audio), refreshments, restrooms & parking. Ranking scale from 0 to 5 where 5 = Very Good overall comfort ~~and~~ convenience & 0 = Extremely poor overall comfort and convenience. 5. Please provide additional comments to elaborate on your ranking & how we can improve next year.

Mahalo for providing us with your training feedback. See you next year!

Name: Natalie Lawhn Date 9/10/19

Company: PETROSPECT INC.

"Mālama i ke awa kai" - Protect Our Harbor Waters

TRAINING EVALUATION & FEEDBACK FORM

Annual H-DOT Harbors Tenant Storm Water Training Course

Honolulu Harbor Pier 19 Terminal

1. Was the training course beneficial to you as a Tenant of the Honolulu and Kalaeloa Barbers Point Harbors? Please rank the overall course from 0 to 5 where 5 = Most Beneficial & 0 = Not Beneficial at all. _____ Additional comments on the overall training course:

   5

2. What were the strong points of the training course that we should keep & improve upon for next year?

   EVERYTHING

3. What were the weak points of the training course that we should improve upon next year?

   N/A

4. How effective were the Trainer, the Power Point slides & the video in conveying the Harbors Storm Water Management Program information & requirements to the tenant audience? Please rank their overall effectiveness from 0 to 5 where 5 = Most Effective & 0 = Not Effective at all. _____ Provide additional comments if you like.

   5

5. Please provide an overall ranking of the Pier 19 Terminal facility used for this training course in terms of conditions conducive to the tenant audience such as comfort (air conditioning & lighting), hearing (audio), refreshments, restrooms & parking. Ranking scale from 0 to 5 where 5 = Very Good overall comfort and convenience & 0 = Extremely poor overall comfort and convenience. _____. Please provide additional comments to elaborate on your ranking & how we can improve next year.

   5

Mahalo for providing us with your training feedback. See you next year!

Name: Kim Lu Date 9/18/19

Company: VAK FISHERIES LLC

"Mālama i ke awa kai" - Protect Our Harbor Waters

TRAINING EVALUATION & FEEDBACK FORM

Annual H-DOT Harbors Tenant Storm Water Training Course

Honolulu Harbor Pier 19 Terminal

1. Was the training course beneficial to you as a Tenant of the Honolulu and Kalaeloa Barbers Point Harbors? Please rank the overall course from 0 to 5 where 5 = Most Beneficial & 0 = Not Beneficial at all. 5 Additional comments on the overall training course:

2. What were the strong points of the training course that we should keep & improve upon for next year?
   reference materials / links / POC's
   We are in this together, help us to be compliant

3. What were the weak points of the training course that we should improve upon next year?

4. How effective were the Trainer, the Power Point slides & the video in conveying the Harbors Storm Water Management Program information & requirements to the tenant audience? Please rank their overall effectiveness from 0 to 5 where 5 = Most Effective & 0 = Not Effective at all. 5 Provide additional comments if you like.

5. Please provide an overall ranking of the Pier 19 Terminal facility used for this training course in terms of conditions conducive to the tenant audience such as comfort (air conditioning & lighting), hearing (audio), refreshments, restrooms & parking. Ranking scale from 0 to 5 where 5 = Very Good overall comfort and convenience & 0 = Extremely poor overall comfort and convenience. 5. Please provide additional comments to elaborate on your ranking & how we can improve next year.

Mahalo for providing us with your training feedback. See you next year!

Name: Bryan Matsunobu Date 9-18-19

Company: Grace Pacific

"Mālama i ke awa kai" - Protect Our Harbor Waters

TRAINING EVALUATION & FEEDBACK FORM

Annual H-DOT Harbors Tenant Storm Water Training Course

Honolulu Harbor Pier 19 Terminal

1. Was the training course beneficial to you as a Tenant of the Honolulu and Kalaeloa Barbers Point Harbors? Please rank the overall course from 0 to 5 where 5 = Most Beneficial & 0 = Not Beneficial at all. 5 Additional comments on the overall training course:

2. What were the strong points of the training course that we should keep & improve upon for next year?
   EXAMPLES OF BMP

3. What were the weak points of the training course that we should improve upon next year?
   NONE

4. How effective were the Trainer, the Power Point slides & the video in conveying the Harbors Storm Water Management Program information & requirements to the tenant audience? Please rank their overall effectiveness from 0 to 5 where 5 = Most Effective & 0 = Not Effective at all. 5 Provide additional comments if you like.

5. Please provide an overall ranking of the Pier 19 Terminal facility used for this training course in terms of conditions conducive to the tenant audience such as comfort (air conditioning & lighting), hearing (audio), refreshments, restrooms & parking. Ranking scale from 0 to 5 where 5 = Very Good overall comfort and convenience & 0 = Extremely poor overall comfort and convenience. 5. Please provide additional comments to elaborate on your ranking & how we can improve next year.

Mahalo for providing us with your training feedback. See you next year!

Name: KENDRIC KWOCK Date 9/18/19

Company: HAWAII STEVEDORES

"Mālama i ke awa kai" - Protect Our Harbor Waters

TRAINING EVALUATION & FEEDBACK FORM

Annual H-DOT Harbors Tenant Storm Water Training Course

Honolulu Harbor Pier 19 Terminal

1. Was the training course beneficial to you as a Tenant of the Honolulu and Kalaeloa Barbers Point Harbors? Please rank the overall course from 0 to 5 where 5 = Most Beneficial & 0 = Not Beneficial at all. 5 Additional comments on the overall training course:

2. What were the strong points of the training course that we should keep & improve upon for next year?
GROUND AND SURFACE WATER POLLUTION

3. What were the weak points of the training course that we should improve upon next year?
NONE

4. How effective were the Trainer, the Power Point slides & the video in conveying the Harbors Storm Water Management Program information & requirements to the tenant audience? Please rank their overall effectiveness from 0 to 5 where 5 = Most Effective & 0 = Not Effective at all. 5 Provide additional comments if you like.

5. Please provide an overall ranking of the Pier 19 Terminal facility used for this training course in terms of conditions conducive to the tenant audience such as comfort (air conditioning & lighting), hearing (audio), refreshments, restrooms & parking. Ranking scale from 0 to 5 where 5 = Very Good overall comfort and convenience & 0 = Extremely poor overall comfort and convenience. 5. Please provide additional comments to elaborate on your ranking & how we can improve next year.

Mahalo for providing us with your training feedback. See you next year!

Name: PAUL FUKUNAGA Date 9-18-19

Company: PF MARINE

"Mālama i ke awa kai" - Protect Our Harbor Waters

TRAINING EVALUATION & FEEDBACK FORM

Annual H-DOT Harbors Tenant Storm Water Training Course

Honolulu Harbor Pier 19 Terminal

1. Was the training course beneficial to you as a Tenant of the Honolulu and Kalaeloa Barbers Point Harbors? Please rank the overall course from 0 to 5 where 5 = Most Beneficial & 0 = Not Beneficial at all. 5 Additional comments on the overall training course:

2. What were the strong points of the training course that we should keep & improve upon for next year?
   EVERYTHING GOOD

3. What were the weak points of the training course that we should improve upon next year?
   NONE

4. How effective were the Trainer, the Power Point slides & the video in conveying the Harbors Storm Water Management Program information & requirements to the tenant audience? Please rank their overall effectiveness from 0 to 5 where 5 = Most Effective & 0 = Not Effective at all. 5 Provide additional comments if you like.

5. Please provide an overall ranking of the Pier 19 Terminal facility used for this training course in terms of conditions conducive to the tenant audience such as comfort (air conditioning & lighting), hearing (audio), refreshments, restrooms & parking. Ranking scale from 0 to 5 where 5 = Very Good overall comfort and convenience & 0 = Extremely poor overall comfort and convenience. 5. Please provide additional comments to elaborate on your ranking & how we can improve next year.

Mahalo for providing us with your training feedback. See you next year!

Name: Westley M Moniz Date 9/18/19

Company: Hawaii Stevedores

"Mālama i ke awa kai" - Protect Our Harbor Waters

TRAINING EVALUATION & FEEDBACK FORM

Annual H-DOT Harbors Tenant Storm Water Training Course

Honolulu Harbor Pier 19 Terminal

1. Was the training course beneficial to you as a Tenant of the Honolulu and Kalaeloa Barbers Point Harbors? Please rank the overall course from 0 to 5 where 5 = Most Beneficial & 0 = Not Beneficial at all. 5 Additional comments on the overall training course:
   The need for us to keep good records

2. What were the strong points of the training course that we should keep & improve upon for next year?

3. What were the weak points of the training course that we should improve upon next year?

4. How effective were the Trainer, the Power Point slides & the video in conveying the Harbors Storm Water Management Program information & requirements to the tenant audience? Please rank their overall effectiveness from 0 to 5 where 5 = Most Effective & 0 = Not Effective at all. 5 Provide additional comments if you like.

5. Please provide an overall ranking of the Pier 19 Terminal facility used for this training course in terms of conditions conducive to the tenant audience such as comfort (air conditioning & lighting), hearing (audio), refreshments, restrooms & parking. Ranking scale from 0 to 5 where 5 = Very Good overall comfort and convenience & 0 = Extremely poor overall comfort and convenience. 5. Please provide additional comments to elaborate on your ranking & how we can improve next year.
   Convinent location for holding this training.

Mahalo for providing us with your training feedback. See you next year!

Name: Daniel Otani Date 9/19/11

Company: United Fishing Agency

"Mālama i ke awa kai" - Protect Our Harbor Waters

TRAINING EVALUATION & FEEDBACK FORM

Annual H-DOT Harbors Tenant Storm Water Training Course

Honolulu Harbor Pier 19 Terminal

1. Was the training course beneficial to you as a Tenant of the Honolulu and Kalaeloa Barbers Point Harbors? Please rank the overall course from 0 to 5 where 5 = Most Beneficial & 0 = Not Beneficial at all. 5 Additional comments on the overall training course:
   5 - good examples, presentation

2. What were the strong points of the training course that we should keep & improve upon for next year?
   good/bad BMP photos

3. What were the weak points of the training course that we should improve upon next year?
   Sound system - video audio was difficult to hear.

4. How effective were the Trainer, the Power Point slides & the video in conveying the Harbors Storm Water Management Program information & requirements to the tenant audience? Please rank their overall effectiveness from 0 to 5 where 5 = Most Effective & 0 = Not Effective at all. 4 Provide additional comments if you like.
   Good overall presentation. Effective to have D Director present awards - shows it's important to leadership. Sara presenter - good articulation

5. Please provide an overall ranking of the Pier 19 Terminal facility used for this training course in terms of conditions conducive to the tenant audience such as comfort (air conditioning & lighting), hearing (audio), refreshments, restrooms & parking. Ranking scale from 0 to 5 where 5 = Very Good overall comfort and convenience & 0 = Extremely poor overall comfort and convenience. 4. Please provide additional comments to elaborate on your ranking & how we can improve next year.
   Audio can improve.
   Great food/snacks!
   Great to have Trista UH prespective! Interesting.

Mahalo for providing us with your training feedback. See you next year!

Name: Jodie Date 9/18/2019

Company: Grace Pacific

TRAINING EVALUATION & FEEDBACK FORM

Annual H-DOT Harbors Tenant Storm Water Training Course

Honolulu Harbor Pier 19 Terminal

1. Was the training course beneficial to you as a Tenant of the Honolulu and Kalaeloa Barbers Point Harbors? Please rank the overall course from 0 to 5 where 5 = Most Beneficial & 0 = Not Beneficial at all. 4 Additional comments on the overall training course:

2. What were the strong points of the training course that we should keep & improve upon for next year?

3. What were the weak points of the training course that we should improve upon next year?

4. How effective were the Trainer, the Power Point slides & the video in conveying the Harbors Storm Water Management Program information & requirements to the tenant audience? Please rank their overall effectiveness from 0 to 5 where 5 = Most Effective & 0 = Not Effective at all. 5 Provide additional comments if you like.

5. Please provide an overall ranking of the Pier 19 Terminal facility used for this training course in terms of conditions conducive to the tenant audience such as comfort (air conditioning & lighting), hearing (audio), refreshments, restrooms & parking. Ranking scale from 0 to 5 where 5 = Very Good overall comfort and convenience & 0 = Extremely poor overall comfort and convenience. 5. Please provide additional comments to elaborate on your ranking & how we can improve next year.

Mahalo for providing us with your training feedback. See you next year!

Name: Scott Heatherly Date Sept 18, 2019

Company: U.S. Customs + Border Protection

"Mālama i ke awa kai" - Protect Our Harbor Waters

TRAINING EVALUATION & FEEDBACK FORM

Annual H-DOT Harbors Tenant Storm Water Training Course

Honolulu Harbor Pier 19 Terminal

1. Was the training course beneficial to you as a Tenant of the Honolulu and Kalaeloa Barbers Point Harbors? Please rank the overall course from 0 to 5 where 5 = Most Beneficial & 0 = Not Beneficial at all. 5 Additional comments on the overall training course:

2. What were the strong points of the training course that we should keep & improve upon for next year?
Up to date training videos was good. How the pollutant affects the environment / health with specific examples by the trainer was useful.

3. What were the weak points of the training course that we should improve upon next year?
Did not observe any weak points

4. How effective were the Trainer, the Power Point slides & the video in conveying the Harbors Storm Water Management Program information & requirements to the tenant audience? Please rank their overall effectiveness from 0 to 5 where 5 = Most Effective & 0 = Not Effective at all. 5 Provide additional comments if you like.

5. Please provide an overall ranking of the Pier 19 Terminal facility used for this training course in terms of conditions conducive to the tenant audience such as comfort (air conditioning & lighting), hearing (audio), refreshments, restrooms & parking. Ranking scale from 0 to 5 where 5 = Very Good overall comfort and convenience & 0 = Extremely poor overall comfort and convenience. 4. Please provide additional comments to elaborate on your ranking & how we can improve next year.
Directions said, right at pier 21-23. The signs said 19-23. Minor.

Mahalo for providing us with your training feedback. See you next year!

Name: Priya Kumar Date 9/18/2019

Company: AES Hawaii / Kalaeloa

TRAINING EVALUATION & FEEDBACK FORM

Annual H-DOT Harbors Tenant Storm Water Training Course

Honolulu Harbor Pier 19 Terminal

1. Was the training course beneficial to you as a Tenant of the Honolulu and Kalaeloa Barbers Point Harbors? Please rank the overall course from 0 to 5 where 5 = Most Beneficial & 0 = Not Beneficial at all. 5 Additional comments on the overall training course:

   course well and understand

2. What were the strong points of the training course that we should keep & improve upon for next year?

   explain is good more picture wat the course is

3. What were the weak points of the training course that we should improve upon next year?

   Picture

4. How effective were the Trainer, the Power Point slides & the video in conveying the Harbors Storm Water Management Program information & requirements to the tenant audience? Please rank their overall effectiveness from 0 to 5 where 5 = Most Effective & 0 = Not Effective at all. 4 Provide additional comments if you like.

5. Please provide an overall ranking of the Pier 19 Terminal facility used for this training course in terms of conditions conducive to the tenant audience such as comfort (air conditioning & lighting), hearing (audio), refreshments, restrooms & parking. Ranking scale from 0 to 5 where 5 = Very Good overall comfort and convenience & 0 = Extremely poor overall comfort and convenience. 5. Please provide additional comments to elaborate on your ranking & how we can improve next year.

   its good no problem

Mahalo for providing us with your training feedback. See you next year!

Name: Noel GANIOTA Date 9-18-19

Company: VAK FISHERIES

"Mālama i ke awa kai" - Protect Our Harbor Waters

TRAINING EVALUATION & FEEDBACK FORM

Annual H-DOT Harbors Tenant Storm Water Training Course

Honolulu Harbor Pier 19 Terminal

1. Was the training course beneficial to you as a Tenant of the Honolulu and Kalaeloa Barbers Point Harbors? Please rank the overall course from 0 to 5 where 5 = Most Beneficial & 0 = Not Beneficial at all. 5 Additional comments on the overall training course:

   It is very informative. We need to protect the waters around the islands.

2. What were the strong points of the training course that we should keep & improve upon for next year?

3. What were the weak points of the training course that we should improve upon next year?

4. How effective were the Trainer, the Power Point slides & the video in conveying the Harbors Storm Water Management Program information & requirements to the tenant audience? Please rank their overall effectiveness from 0 to 5 where 5 = Most Effective & 0 = Not Effective at all. 5 Provide additional comments if you like.

5. Please provide an overall ranking of the Pier 19 Terminal facility used for this training course in terms of conditions conducive to the tenant audience such as comfort (air conditioning & lighting), hearing (audio), refreshments, restrooms & parking. Ranking scale from 0 to 5 where 5 = Very Good overall comfort and convenience & 0 = Extremely poor overall comfort and convenience. 5. Please provide additional comments to elaborate on your ranking & how we can improve next year.

Mahalo for providing us with your training feedback. See you next year!

Name: Elison D. Bonilla Date 9/13/19

Company: JFC International

"Mālama i ke awa kai" - Protect Our Harbor Waters

TRAINING EVALUATION & FEEDBACK FORM

Annual H-DOT Harbors Tenant Storm Water Training Course

Honolulu Harbor Pier 19 Terminal

1. Was the training course beneficial to you as a Tenant of the Honolulu and Kalaeloa Barbers Point Harbors? Please rank the overall course from 0 to 5 where 5 = Most Beneficial & 0 = Not Beneficial at all. 5 Additional comments on the overall training course:

2. What were the strong points of the training course that we should keep & improve upon for next year?

   GOOD SOUND & GOOD VIDEO

3. What were the weak points of the training course that we should improve upon next year?

   BOST TRAINING EVER

4. How effective were the Trainer, the Power Point slides & the video in conveying the Harbors Storm Water Management Program information & requirements to the tenant audience? Please rank their overall effectiveness from 0 to 5 where 5 = Most Effective & 0 = Not Effective at all. 5 Provide additional comments if you like.

5. Please provide an overall ranking of the Pier 19 Terminal facility used for this training course in terms of conditions conducive to the tenant audience such as comfort (air conditioning & lighting), hearing (audio), refreshments, restrooms & parking. Ranking scale from 0 to 5 where 5 = Very Good overall comfort and convenience & 0 = Extremely poor overall comfort and convenience. 5. Please provide additional comments to elaborate on your ranking & how we can improve next year.

Mahalo for providing us with your training feedback. See you next year!

Name: FRANK WHITE Date 9/18/19

Company: CONTAINER STORAGE CO.

"Mālama i ke awa kai" - Protect Our Harbor Waters

TRAINING EVALUATION & FEEDBACK FORM

Annual H-DOT Harbors Tenant Storm Water Training Course

Honolulu Harbor Pier 19 Terminal

1. Was the training course beneficial to you as a Tenant of the Honolulu and Kalaeloa Barbers Point Harbors? Please rank the overall course from 0 to 5 where 5 = Most Beneficial & 0 = Not Beneficial at all. 3 Additional comments on the overall training course:

2. What were the strong points of the training course that we should keep & improve upon for next year?
Videos / Pictures

3. What were the weak points of the training course that we should improve upon next year?

4. How effective were the Trainer, the Power Point slides & the video in conveying the Harbors Storm Water Management Program information & requirements to the tenant audience? Please rank their overall effectiveness from 0 to 5 where 5 = Most Effective & 0 = Not Effective at all. 3 Provide additional comments if you like.

5. Please provide an overall ranking of the Pier 19 Terminal facility used for this training course in terms of conditions conducive to the tenant audience such as comfort (air conditioning & lighting), hearing (audio), refreshments, restrooms & parking. Ranking scale from 0 to 5 where 5 = Very Good overall comfort and convenience & 0 = Extremely poor overall comfort and convenience. 4. Please provide additional comments to elaborate on your ranking & how we can improve next year.

Mahalo for providing us with your training feedback. See you next year!

Name: Paul Sturtevant Date 9/18/19

Company: Healy Tibbitts Builders, Inc

"Mālama i ke awa kai" - Protect Our Harbor Waters

TRAINING EVALUATION & FEEDBACK FORM

Annual H-DOT Harbors Tenant Storm Water Training Course

Honolulu Harbor Pier 19 Terminal

1. Was the training course beneficial to you as a Tenant of the Honolulu and Kalaeloa Barbers Point Harbors? Please rank the overall course from 0 to 5 where 5 = Most Beneficial & 0 = Not Beneficial at all. 5 Additional comments on the overall training course:

2. What were the strong points of the training course that we should keep & improve upon for next year?
   Great info and material. Localism good too!

3. What were the weak points of the training course that we should improve upon next year?

4. How effective were the Trainer, the Power Point slides & the video in conveying the Harbors Storm Water Management Program information & requirements to the tenant audience? Please rank their overall effectiveness from 0 to 5 where 5 = Most Effective & 0 = Not Effective at all. 4 Provide additional comments if you like.
   Some of the slides were hard to see.

5. Please provide an overall ranking of the Pier 19 Terminal facility used for this training course in terms of conditions conducive to the tenant audience such as comfort (air conditioning & lighting), hearing (audio), refreshments, restrooms & parking. Ranking scale from 0 to 5 where 5 = Very Good overall comfort and convenience & 0 = Extremely poor overall comfort and convenience. 5+. Please provide additional comments to elaborate on your ranking & how we can improve next year.
   Thanks for the refreshments.

Mahalo for providing us with your training feedback. See you next year!

Name: Jason Yonza Date 9·18·19

Company: Roberts Hawaii

"Mālama i ke awa kai" - Protect Our Harbor Waters

TRAINING EVALUATION & FEEDBACK FORM

Annual H-DOT Harbors Tenant Storm Water Training Course

Honolulu Harbor Pier 19 Terminal

1. Was the training course beneficial to you as a Tenant of the Honolulu and Kalaeloa Barbers Point Harbors? Please rank the overall course from 0 to 5 where 5 = Most Beneficial & 0 = Not Beneficial at all. 4 Additional comments on the overall training course:

2. What were the strong points of the training course that we should keep & improve upon for next year?
   PHD Lecture

3. What were the weak points of the training course that we should improve upon next year?
   Videos

4. How effective were the Trainer, the Power Point slides & the video in conveying the Harbors Storm Water Management Program information & requirements to the tenant audience? Please rank their overall effectiveness from 0 to 5 where 5 = Most Effective & 0 = Not Effective at all. 5 Provide additional comments if you like.

5. Please provide an overall ranking of the Pier 19 Terminal facility used for this training course in terms of conditions conducive to the tenant audience such as comfort (air conditioning & lighting), hearing (audio), refreshments, restrooms & parking. Ranking scale from 0 to 5 where 5 = Very Good overall comfort and convenience & 0 = Extremely poor overall comfort and convenience. 5. Please provide additional comments to elaborate on your ranking & how we can improve next year.

Mahalo for providing us with your training feedback. See you next year!

Name: Brian Blake Date 9-18-19

Company: AG

"Mālama i ke awa kai" - Protect Our Harbor Waters

TRAINING EVALUATION & FEEDBACK FORM

Annual H-DOT Harbors Tenant Storm Water Training Course

Honolulu Harbor Pier 19 Terminal

1. Was the training course beneficial to you as a Tenant of the Honolulu and Kalaeloa Barbers Point Harbors? Please rank the overall course from 0 to 5 where 5 = Most Beneficial & 0 = Not Beneficial at all. 5 Additional comments on the overall training course:
   Very informative information. The more I attend the training, the more I learn about how we can prevent and improve awareness of how we take care our environment
2. What were the strong points of the training course that we should keep & improve upon for next year?
   None
3. What were the weak points of the training course that we should improve upon next year?
   ~~None~~ Sound on video
4. How effective were the Trainer, the Power Point slides & the video in conveying the Harbors Storm Water Management Program information & requirements to the tenant audience? Please rank their overall effectiveness from 0 to 5 where 5 = Most Effective & 0 = Not Effective at all. 5 Provide additional comments if you like.
   Easy to follow + straight to the point. Slides were good as visual.
5. Please provide an overall ranking of the Pier 19 Terminal facility used for this training course in terms of conditions conducive to the tenant audience such as comfort (air conditioning & lighting), hearing (audio), refreshments, restrooms & parking. Ranking scale from 0 to 5 where 5 = Very Good overall comfort and convenience & 0 = Extremely poor overall comfort and convenience. 5. Please provide additional comments to elaborate on your ranking & how we can improve next year.

Mahalo for providing us with your training feedback. See you next year!

Name: E. Ugde Date 9/19/19

Company: RTG

"Mālama i ke awa kai" - Protect Our Harbor Waters

TRAINING EVALUATION & FEEDBACK FORM

Annual H-DOT Harbors Tenant Storm Water Training Course

Honolulu Harbor Pier 19 Terminal

1. Was the training course beneficial to you as a Tenant of the Honolulu and Kalaeloa Barbers Point Harbors? Please rank the overall course from 0 to 5 where 5 = Most Beneficial & 0 = Not Beneficial at all. 5 Additional comments on the overall training course:

2. What were the strong points of the training course that we should keep & improve upon for next year?
   Discharge of stormwater & its effects Reasons for Inspection

3. What were the weak points of the training course that we should improve upon next year?
   Not many or at all. very Good & Informative Presentation

4. How effective were the Trainer, the Power Point slides & the video in conveying the Harbors Storm Water Management Program information & requirements to the tenant audience? Please rank their overall effectiveness from 0 to 5 where 5 = Most Effective & 0 = Not Effective at all. 5 Provide additional comments if you like.

5. Please provide an overall ranking of the Pier 19 Terminal facility used for this training course in terms of conditions conducive to the tenant audience such as comfort (air conditioning & lighting), hearing (audio), refreshments, restrooms & parking. Ranking scale from 0 to 5 where 5 = Very Good overall comfort and convenience & 0 = Extremely poor overall comfort and convenience. 5. Please provide additional comments to elaborate on your ranking & how we can improve next year.

Mahalo for providing us with your training feedback. See you next year!

Name: Lloyd Tsue Date 9/18/15

Company: HCDD

"Mālama i ke awa kai" - Protect Our Harbor Waters

TRAINING EVALUATION & FEEDBACK FORM

Annual H-DOT Harbors Tenant Storm Water Training Course

Honolulu Harbor Pier 19 Terminal

1. Was the training course beneficial to you as a Tenant of the Honolulu and Kalaeloa Barbers Point Harbors? Please rank the overall course from 0 to 5 where 5 = Most Beneficial & 0 = Not Beneficial at all. 5 Additional comments on the overall training course:

2. What were the strong points of the training course that we should keep & improve upon for next year?
   Admin. Requirements for tenants

3. What were the weak points of the training course that we should improve upon next year?

4. How effective were the Trainer, the Power Point slides & the video in conveying the Harbors Storm Water Management Program information & requirements to the tenant audience? Please rank their overall effectiveness from 0 to 5 where 5 = Most Effective & 0 = Not Effective at all. 5 Provide additional comments if you like.

5. Please provide an overall ranking of the Pier 19 Terminal facility used for this training course in terms of conditions conducive to the tenant audience such as comfort (air conditioning & lighting), hearing (audio), refreshments, restrooms & parking. Ranking scale from 0 to 5 where 5 = Very Good overall comfort and convenience & 0 = Extremely poor overall comfort and convenience. 5. Please provide additional comments to elaborate on your ranking & how we can improve next year.

Mahalo for providing us with your training feedback. See you next year!

Name: Tiffany Turnbull Date 9/18/19

Company: HE&D

"Mālama i ke awa kai" - Protect Our Harbor Waters

TRAINING EVALUATION & FEEDBACK FORM

Annual H-DOT Harbors Tenant Storm Water Training Course

Honolulu Harbor Pier 19 Terminal

1. Was the training course beneficial to you as a Tenant of the Honolulu and Kalaeloa Barbers Point Harbors? Please rank the overall course from 0 to 5 where 5 = Most Beneficial & 0 = Not Beneficial at all. 5 Additional comments on the overall training course:

2. What were the strong points of the training course that we should keep & improve upon for next year?

   WAYS TO MITIGATE POLLUTION

3. What were the weak points of the training course that we should improve upon next year?

4. How effective were the Trainer, the Power Point slides & the video in conveying the Harbors Storm Water Management Program information & requirements to the tenant audience? Please rank their overall effectiveness from 0 to 5 where 5 = Most Effective & 0 = Not Effective at all. 5 Provide additional comments if you like.

5. Please provide an overall ranking of the Pier 19 Terminal facility used for this training course in terms of conditions conducive to the tenant audience such as comfort (air conditioning & lighting), hearing (audio), refreshments, restrooms & parking. Ranking scale from 0 to 5 where 5 = Very Good overall comfort and convenience & 0 = Extremely poor overall comfort and convenience. 5. Please provide additional comments to elaborate on your ranking & how we can improve next year.

Mahalo for providing us with your training feedback. See you next year!

Name: PATRICK WEISBARTH Date 9-18-19

Company: MATSON

"Mālama i ke awa kai" - Protect Our Harbor Waters

TRAINING EVALUATION & FEEDBACK FORM

Annual H-DOT Harbors Tenant Storm Water Training Course

Honolulu Harbor Pier 19 Terminal

1. Was the training course beneficial to you as a Tenant of the Honolulu and Kalaeloa Barbers Point Harbors? Please rank the overall course from 0 to 5 where 5 = Most Beneficial & 0 = Not Beneficial at all. 4 Additional comments on the overall training course:

2. What were the strong points of the training course that we should keep & improve upon for next year?
Visual Slides Handouts

3. What were the weak points of the training course that we should improve upon next year?
None

4. How effective were the Trainer, the Power Point slides & the video in conveying the Harbors Storm Water Management Program information & requirements to the tenant audience? Please rank their overall effectiveness from 0 to 5 where 5 = Most Effective & 0 = Not Effective at all. 5 Provide additional comments if you like.

5. Please provide an overall ranking of the Pier 19 Terminal facility used for this training course in terms of conditions conducive to the tenant audience such as comfort (air conditioning & lighting), hearing (audio), refreshments, restrooms & parking. Ranking scale from 0 to 5 where 5 = Very Good overall comfort and convenience & 0 = Extremely poor overall comfort and convenience. 5. Please provide additional comments to elaborate on your ranking & how we can improve next year.

Mahalo for providing us with your training feedback. See you next year!

Name: Justin Lui Date 9/18/19

Company: Honolulu Fish Company

"Mālama i ke awa kai" - Protect Our Harbor Waters

TRAINING EVALUATION & FEEDBACK FORM

Annual H-DOT Harbors Tenant Storm Water Training Course

Honolulu Harbor Pier 19 Terminal

1. Was the training course beneficial to you as a Tenant of the Honolulu and Kalaeloa Barbers Point Harbors? Please rank the overall course from 0 to 5 where 5 = Most Beneficial & 0 = Not Beneficial at all. 5 Additional comments on the overall training course:

   Would like to know how you picked the Tenant winners ... Ø violations? Perhaps some pics of these tenants that you were impressed with?

2. What were the strong points of the training course that we should keep & improve upon for next year?

   all good, but would be nice to hear some statistics on where you seen the most failures happen. How many violations on certain topics where handed out. Then make these violations "The Theme" of this year

3. What were the weak points of the training course that we should improve upon next year?

   Screen too small for audience

4. How effective were the Trainer, the Power Point slides & the video in conveying the Harbors Storm Water Management Program information & requirements to the tenant audience? Please rank their overall effectiveness from 0 to 5 where 5 = Most Effective & 0 = Not Effective at all. 4 Provide additional comments if you like.

5. Please provide an overall ranking of the Pier 19 Terminal facility used for this training course in terms of conditions conducive to the tenant audience such as comfort (air conditioning & lighting), hearing (audio), refreshments, restrooms & parking. Ranking scale from 0 to 5 where 5 = Very Good overall comfort and convenience & 0 = Extremely poor overall comfort and convenience. 3. Please provide additional comments to elaborate on your ranking & how we can improve next year.

   Not enough parking / too bright for presentation. But overall nice venue

Mahalo for providing us with your training feedback. See you next year!

Name: _____ Date _____

Company: _____

TRAINING EVALUATION & FEEDBACK FORM

Annual H-DOT Harbors Tenant Storm Water Training Course
Honolulu Harbor Pier 19 Terminal

1. Was the training course beneficial to you as a Tenant of the Honolulu and Kalaeloa Barbers Point Harbors? Please rank the overall course from 0 to 5 where 5 = Most Beneficial & 0 = Not Beneficial at all. 5 Additional comments on the overall training course:

2. What were the strong points of the training course that we should keep & improve upon for next year?
   Research presentation on Earth sciences photo
   suggestions on various BMP options and examples

3. What were the weak points of the training course that we should improve upon next year?
   No local stories to relate content

4. How effective were the Trainer, the Power Point slides & the video in conveying the Harbors Storm Water Management Program information & requirements to the tenant audience? Please rank their overall effectiveness from 0 to 5 where 5 = Most Effective & 0 = Not Effective at all. 4 Provide additional comments if you like.

5. Please provide an overall ranking of the Pier 19 Terminal facility used for this training course in terms of conditions conducive to the tenant audience such as comfort (air conditioning & lighting), hearing (audio), refreshments, restrooms & parking. Ranking scale from 0 to 5 where 5 = Very Good overall comfort and convenience & 0 = Extremely poor overall comfort and convenience. 5. Please provide additional comments to elaborate on your ranking & how we can improve next year.

Mahalo for providing us with your training feedback. See you next year!

Name: Leihan Attwood Date 9/18/19
Company: Matson

"Mālama i ke awa kai" - Protect Our Harbor Waters

TRAINING EVALUATION & FEEDBACK FORM

Annual H-DOT Harbors Tenant Storm Water Training Course

Honolulu Harbor Pier 19 Terminal

1. Was the training course beneficial to you as a Tenant of the Honolulu and Kalaeloa Barbers Point Harbors? Please rank the overall course from 0 to 5 where 5 = Most Beneficial & 0 = Not Beneficial at all. 5 Additional comments on the overall training course:

2. What were the strong points of the training course that we should keep & improve upon for next year?
   GREAT, EXCEPTIONAL SPEAKERS AND CLEAR AND GOOD TEACHING.

3. What were the weak points of the training course that we should improve upon next year?
   NONE

4. How effective were the Trainer, the Power Point slides & the video in conveying the Harbors Storm Water Management Program information & requirements to the tenant audience? Please rank their overall effectiveness from 0 to 5 where 5 = Most Effective & 0 = Not Effective at all. 5 Provide additional comments if you like.

5. Please provide an overall ranking of the Pier 19 Terminal facility used for this training course in terms of conditions conducive to the tenant audience such as comfort (air conditioning & lighting), hearing (audio), refreshments, restrooms & parking. Ranking scale from 0 to 5 where 5 = Very Good overall comfort and convenience & 0 = Extremely poor overall comfort and convenience. 5. Please provide additional comments to elaborate on your ranking & how we can improve next year.

Mahalo for providing us with your training feedback. See you next year!

Name: [illegible] Date 9/16/19

Company: UNITED FISHING AGENCY

"Mālama i ke awa kai" - Protect Our Harbor Waters

TRAINING EVALUATION & FEEDBACK FORM

Annual H-DOT Harbors Tenant Storm Water Training Course

Honolulu Harbor Pier 19 Terminal

1. Was the training course beneficial to you as a Tenant of the Honolulu and Kalaeloa Barbers Point Harbors? Please rank the overall course from 0 to 5 where 5 = Most Beneficial & 0 = Not Beneficial at all. 5 Additional comments on the overall training course:

2. What were the strong points of the training course that we should keep & improve upon for next year?
Education of surface water pollutants.

3. What were the weak points of the training course that we should improve upon next year?

4. How effective were the Trainer, the Power Point slides & the video in conveying the Harbors Storm Water Management Program information & requirements to the tenant audience? Please rank their overall effectiveness from 0 to 5 where 5 = Most Effective & 0 = Not Effective at all. 5 Provide additional comments if you like.

5. Please provide an overall ranking of the Pier 19 Terminal facility used for this training course in terms of conditions conducive to the tenant audience such as comfort (air conditioning & lighting), hearing (audio), refreshments, restrooms & parking. Ranking scale from 0 to 5 where 5 = Very Good overall comfort and convenience & 0 = Extremely poor overall comfort and convenience. 4. Please provide additional comments to elaborate on your ranking & how we can improve next year.
Parking got full fast. Maybe make a sign up as to which session people will attend. Instead of open for both sessions

Mahalo for providing us with your training feedback. See you next year!

Name: Joshua Ibrao Date 9.18.19

Company: Hawaiian ice co.

"Mālama i ke awa kai" - Protect Our Harbor Waters

TRAINING EVALUATION & FEEDBACK FORM

Annual H-DOT Harbors Tenant Storm Water Training Course

Honolulu Harbor Pier 19 Terminal

1. Was the training course beneficial to you as a Tenant of the Honolulu and Kalaeloa Barbers Point Harbors? Please rank the overall course from 0 to 5 where 5 = Most Beneficial & 0 = Not Beneficial at all. 5 Additional comments on the overall training course:

2. What were the strong points of the training course that we should keep & improve upon for next year?
CONCISE — TO THE POINT

3. What were the weak points of the training course that we should improve upon next year?
ELEVATE SPEAKERS — SPEAKER STAND SO NOT DIRECT IN THE FACE / EARS

4. How effective were the Trainer, the Power Point slides & the video in conveying the Harbors Storm Water Management Program information & requirements to the tenant audience? Please rank their overall effectiveness from 0 to 5 where 5 = Most Effective & 0 = Not Effective at all. 5 Provide additional comments if you like.

5. Please provide an overall ranking of the Pier 19 Terminal facility used for this training course in terms of conditions conducive to the tenant audience such as comfort (air conditioning & lighting), hearing (audio), refreshments, restrooms & parking. Ranking scale from 0 to 5 where 5 = Very Good overall comfort and convenience & 0 = Extremely poor overall comfort and convenience. 5. Please provide additional comments to elaborate on your ranking & how we can improve next year.

Mahalo for providing us with your training feedback. See you next year!

Name: NEIL KANEMOTO Date 9/18/19

Company: POP FISHING / NICOI

"Mālama i ke awa kai" - Protect Our Harbor Waters

TRAINING EVALUATION & FEEDBACK FORM

Annual H-DOT Harbors Tenant Storm Water Training Course

Honolulu Harbor Pier 19 Terminal

1. Was the training course beneficial to you as a Tenant of the Honolulu and Kalaeloa Barbers Point Harbors? Please rank the overall course from 0 to 5 where 5 = Most Beneficial & 0 = Not Beneficial at all. 5 Additional comments on the overall training course:

2. What were the strong points of the training course that we should keep & improve upon for next year?
   Handouts provided aided in understanding presentation

3. What were the weak points of the training course that we should improve upon next year?

4. How effective were the Trainer, the Power Point slides & the video in conveying the Harbors Storm Water Management Program information & requirements to the tenant audience? Please rank their overall effectiveness from 0 to 5 where 5 = Most Effective & 0 = Not Effective at all. 5 Provide additional comments if you like.

5. Please provide an overall ranking of the Pier 19 Terminal facility used for this training course in terms of conditions conducive to the tenant audience such as comfort (air conditioning & lighting), hearing (audio), refreshments, restrooms & parking. Ranking scale from 0 to 5 where 5 = Very Good overall comfort and convenience & 0 = Extremely poor overall comfort and convenience. 4. Please provide additional comments to elaborate on your ranking & how we can improve next year.
   video screen not totally clear in showing certain things like oil sheen, staining.

Mahalo for providing us with your training feedback. See you next year!

Name: Floyd Otani Date 9/18/19

Company: United Fishing Agency

"Mālama i ke awa kai" - Protect Our Harbor Waters

TRAINING EVALUATION & FEEDBACK FORM

Annual H-DOT Harbors Tenant Storm Water Training Course

Honolulu Harbor Pier 19 Terminal

1. Was the training course beneficial to you as a Tenant of the Honolulu and Kalaeloa Barbers Point Harbors? Please rank the overall course from 0 to 5 where 5 = Most Beneficial & 0 = Not Beneficial at all. 5 Additional comments on the overall training course:

2. What were the strong points of the training course that we should keep & improve upon for next year?
   Groundwater / Rising sea levels

3. What were the weak points of the training course that we should improve upon next year?
   none

4. How effective were the Trainer, the Power Point slides & the video in conveying the Harbors Storm Water Management Program information & requirements to the tenant audience? Please rank their overall effectiveness from 0 to 5 where 5 = Most Effective & 0 = Not Effective at all. 5 Provide additional comments if you like.

5. Please provide an overall ranking of the Pier 19 Terminal facility used for this training course in terms of conditions conducive to the tenant audience such as comfort (air conditioning & lighting), hearing (audio), refreshments, restrooms & parking. Ranking scale from 0 to 5 where 5 = Very Good overall comfort and convenience & 0 = Extremely poor overall comfort and convenience. 5. Please provide additional comments to elaborate on your ranking & how we can improve next year.

Mahalo for providing us with your training feedback. See you next year!

Name: Gerard Bustamante Date 9-18-19

Company: Sause Bros

"Mālama i ke awa kai" - Protect Our Harbor Waters

TRAINING EVALUATION & FEEDBACK FORM

Annual H-DOT Harbors Tenant Storm Water Training Course

Honolulu Harbor Pier 19 Terminal

1. Was the training course beneficial to you as a Tenant of the Honolulu and Kalaeloa Barbers Point Harbors? Please rank the overall course from 0 to 5 where 5 = Most Beneficial & 0 = Not Beneficial at all. 5 Additional comments on the overall training course:

2. What were the strong points of the training course that we should keep & improve upon for next year?
   Everything was very educational.

3. What were the weak points of the training course that we should improve upon next year?
   None

4. How effective were the Trainer, the Power Point slides & the video in conveying the Harbors Storm Water Management Program information & requirements to the tenant audience? Please rank their overall effectiveness from 0 to 5 where 5 = Most Effective & 0 = Not Effective at all. 5 Provide additional comments if you like.

5. Please provide an overall ranking of the Pier 19 Terminal facility used for this training course in terms of conditions conducive to the tenant audience such as comfort (air conditioning & lighting), hearing (audio), refreshments, restrooms & parking. Ranking scale from 0 to 5 where 5 = Very Good overall comfort and convenience & 0 = Extremely poor overall comfort and convenience. 5. Please provide additional comments to elaborate on your ranking & how we can improve next year.

Mahalo for providing us with your training feedback. See you next year!

Name: Khayla-Lei Peiker Date 9/18/19

Company: Thomas Transport Service

"Mālama i ke awa kai" - Protect Our Harbor Waters

TRAINING EVALUATION & FEEDBACK FORM

Annual H-DOT Harbors Tenant Storm Water Training Course

Honolulu Harbor Pier 19 Terminal

1. Was the training course beneficial to you as a Tenant of the Honolulu and Kalaeloa Barbers Point Harbors? Please rank the overall course from 0 to 5 where 5 = Most Beneficial & 0 = Not Beneficial at all. 5 Additional comments on the overall training course:

2. What were the strong points of the training course that we should keep & improve upon for next year?
The training subjects

3. What were the weak points of the training course that we should improve upon next year?
None

4. How effective were the Trainer, the Power Point slides & the video in conveying the Harbors Storm Water Management Program information & requirements to the tenant audience? Please rank their overall effectiveness from 0 to 5 where 5 = Most Effective & 0 = Not Effective at all. 5 Provide additional comments if you like.

5. Please provide an overall ranking of the Pier 19 Terminal facility used for this training course in terms of conditions conducive to the tenant audience such as comfort (air conditioning & lighting), hearing (audio), refreshments, restrooms & parking. Ranking scale from 0 to 5 where 5 = Very Good overall comfort and convenience & 0 = Extremely poor overall comfort and convenience. 5. Please provide additional comments to elaborate on your ranking & how we can improve next year.

Mahalo for providing us with your training feedback. See you next year!

Name: Terry M. Aguan Date 18 SEP 19

Company: Hawaiian Ice Corp

"Mālama i ke awa kai" - Protect Our Harbor Waters

TRAINING EVALUATION & FEEDBACK FORM

Annual H-DOT Harbors Tenant Storm Water Training Course

Honolulu Harbor Pier 19 Terminal

1. Was the training course beneficial to you as a Tenant of the Honolulu and Kalaeloa Barbers Point Harbors? Please rank the overall course from 0 to 5 where 5 = Most Beneficial & 0 = Not Beneficial at all. 5 Additional comments on the overall training course:

2. What were the strong points of the training course that we should keep & improve upon for next year?
   PPT & GUEST SPEAKER

3. What were the weak points of the training course that we should improve upon next year?

4. How effective were the Trainer, the Power Point slides & the video in conveying the Harbors Storm Water Management Program information & requirements to the tenant audience? Please rank their overall effectiveness from 0 to 5 where 5 = Most Effective & 0 = Not Effective at all. 5 Provide additional comments if you like.

5. Please provide an overall ranking of the Pier 19 Terminal facility used for this training course in terms of conditions conducive to the tenant audience such as comfort (air conditioning & lighting), hearing (audio), refreshments, restrooms & parking. Ranking scale from 0 to 5 where 5 = Very Good overall comfort and convenience & 0 = Extremely poor overall comfort and convenience. 5. Please provide additional comments to elaborate on your ranking & how we can improve next year.

Mahalo for providing us with your training feedback. See you next year!

Name: KAM CHUN Date 9/13/19

Company: MATSON

"Mālama i ke awa kai" - Protect Our Harbor Waters

TRAINING EVALUATION & FEEDBACK FORM

Annual H-DOT Harbors Tenant Storm Water Training Course

Honolulu Harbor Pier 19 Terminal

1. Was the training course beneficial to you as a Tenant of the Honolulu and Kalaeloa Barbers Point Harbors? Please rank the overall course from 0 to 5 where 5 = Most Beneficial & 0 = Not Beneficial at all. 5 Additional comments on the overall training course:

2. What were the strong points of the training course that we should keep & improve upon for next year?

   IDDE DISCUSSION

3. What were the weak points of the training course that we should improve upon next year?

   —

4. How effective were the Trainer, the Power Point slides & the video in conveying the Harbors Storm Water Management Program information & requirements to the tenant audience? Please rank their overall effectiveness from 0 to 5 where 5 = Most Effective & 0 = Not Effective at all. 5 Provide additional comments if you like.

5. Please provide an overall ranking of the Pier 19 Terminal facility used for this training course in terms of conditions conducive to the tenant audience such as comfort (air conditioning & lighting), hearing (audio), refreshments, restrooms & parking. Ranking scale from 0 to 5 where 5 = Very Good overall comfort and convenience & 0 = Extremely poor overall comfort and convenience. 5. Please provide additional comments to elaborate on your ranking & how we can improve next year.

Mahalo for providing us with your training feedback. See you next year!

Name: STEVE HINTON Date 9/18/19

Company: MANSCO, LTD.

"Mālama i ke awa kai" - Protect Our Harbor Waters

TRAINING EVALUATION & FEEDBACK FORM

Annual H-DOT Harbors Tenant Storm Water Training Course

Honolulu Harbor Pier 19 Terminal

1. Was the training course beneficial to you as a Tenant of the Honolulu and Kalaeloa Barbers Point Harbors? Please rank the overall course from 0 to 5 where 5 = Most Beneficial & 0 = Not Beneficial at all. 5 Additional comments on the overall training course:
   The trainers were knowledgeable on the subject matter.

2. What were the strong points of the training course that we should keep & improve upon for next year?
   > Best Management Practices (BMPs)
   > Tenant Stormwater Compliance
   > Correction Deficiencies

3. What were the weak points of the training course that we should improve upon next year?
   HIA

4. How effective were the Trainer, the Power Point slides & the video in conveying the Harbors Storm Water Management Program information & requirements to the tenant audience? Please rank their overall effectiveness from 0 to 5 where 5 = Most Effective & 0 = Not Effective at all. 5 Provide additional comments if you like.

5. Please provide an overall ranking of the Pier 19 Terminal facility used for this training course in terms of conditions conducive to the tenant audience such as comfort (air conditioning & lighting), hearing (audio), refreshments, restrooms & parking. Ranking scale from 0 to 5 where 5 = Very Good overall comfort and convenience & 0 = Extremely poor overall comfort and convenience. 4. Please provide additional comments to elaborate on your ranking & how we can improve next year.

Mahalo for providing us with your training feedback. See you next year!

Name: CLARENCE NGUBE Date 09/18/2019

Company: HAWAI'I PACIFIC UNIVERSITY

"Mālama i ke awa kai" - Protect Our Harbor Waters

TRAINING EVALUATION & FEEDBACK FORM

Annual H-DOT Harbors Tenant Storm Water Training Course

Honolulu Harbor Pier 19 Terminal

1. Was the training course beneficial to you as a Tenant of the Honolulu and Kalaeloa Barbers Point Harbors? Please rank the overall course from 0 to 5 where 5 = Most Beneficial & 0 = Not Beneficial at all. 5 Additional comments on the overall training course:

   ALWAYS GOOD TO GET REFRESHER TRAINING

2. What were the strong points of the training course that we should keep & improve upon for next year?

   GOOD ILLUSTRATIONS ON PPT. SPEAKERS/PRESENTERS WERE CLEAR IN THEIR PRESENTATIONS. PRESENTATIONS WERE BRIEF AND MAINTAINED AUDIENCE INTEREST AND ATTENTION.

3. What were the weak points of the training course that we should improve upon next year?

   NONE ACTUALLY

4. How effective were the Trainer, the Power Point slides & the video in conveying the Harbors Storm Water Management Program information & requirements to the tenant audience? Please rank their overall effectiveness from 0 to 5 where 5 = Most Effective & 0 = Not Effective at all. 4 Provide additional comments if you like.

   ALL WERE GOOD

5. Please provide an overall ranking of the Pier 19 Terminal facility used for this training course in terms of conditions conducive to the tenant audience such as comfort (air conditioning & lighting), hearing (audio), refreshments, restrooms & parking. Ranking scale from 0 to 5 where 5 = Very Good overall comfort and convenience & 0 = Extremely poor overall comfort and convenience. 4. Please provide additional comments to elaborate on your ranking & how we can improve next year.

   PARKING LIMITED

Mahalo for providing us with your training feedback. See you next year!

Name: FRANK ROMERSKI Date 9.18.19

Company: HAWAII STEVEDORES INC

"Mālama i ke awa kai" - Protect Our Harbor Waters

TRAINING EVALUATION & FEEDBACK FORM

Annual H-DOT Harbors Tenant Storm Water Training Course

Honolulu Harbor Pier 19 Terminal

1. Was the training course beneficial to you as a Tenant of the Honolulu and Kalaeloa Barbers Point Harbors? Please rank the overall course from 0 to 5 where 5 = Most Beneficial & 0 = Not Beneficial at all. 4 Additional comments on the overall training course:
   Would like to see more BMP examples, especially good vs. bad photos.

2. What were the strong points of the training course that we should keep & improve upon for next year?
   Good presentation. Knowledge of presenters. Length was perfect. Very interesting guest speaker (Trista)

3. What were the weak points of the training course that we should improve upon next year?
   More example photos

4. How effective were the Trainer, the Power Point slides & the video in conveying the Harbors Storm Water Management Program information & requirements to the tenant audience? Please rank their overall effectiveness from 0 to 5 where 5 = Most Effective & 0 = Not Effective at all. 4 Provide additional comments if you like.

5. Please provide an overall ranking of the Pier 19 Terminal facility used for this training course in terms of conditions conducive to the tenant audience such as comfort (air conditioning & lighting), hearing (audio), refreshments, restrooms & parking. Ranking scale from 0 to 5 where 5 = Very Good overall comfort and convenience & 0 = Extremely poor overall comfort and convenience. 4. Please provide additional comments to elaborate on your ranking & how we can improve next year.
   Screen was a little small and dim. Good overall

Mahalo for providing us with your training feedback. See you next year!

Name: Scott Sevadjian Date 9/18/19

Company: Grace Pacific

TRAINING EVALUATION & FEEDBACK FORM

Annual H-DOT Harbors Tenant Storm Water Training Course
Honolulu Harbor Pier 19 Terminal

1. Was the training course beneficial to you as a Tenant of the Honolulu and Kalaeloa Barbers Point Harbors? Please rank the overall course from 0 to 5 where 5 = Most Beneficial & 0 = Not Beneficial at all. 5 Additional comments on the overall training course:

2. What were the strong points of the training course that we should keep & improve upon for next year?
   Training Was great. Good Refreshm

3. What were the weak points of the training course that we should improve upon next year?
   None

4. How effective were the Trainer, the Power Point slides & the video in conveying the Harbors Storm Water Management Program information & requirements to the tenant audience? Please rank their overall effectiveness from 0 to 5 where 5 = Most Effective & 0 = Not Effective at all. 5 Provide additional comments if you like.

5. Please provide an overall ranking of the Pier 19 Terminal facility used for this training course in terms of conditions conducive to the tenant audience such as comfort (air conditioning & lighting), hearing (audio), refreshments, restrooms & parking. Ranking scale from 0 to 5 where 5 = Very Good overall comfort and convenience & 0 = Extremely poor overall comfort and convenience. 5. Please provide additional comments to elaborate on your ranking & how we can improve next year.

Mahalo for providing us with your training feedback. See you next year!

Name: Kimo Bayet Date 9/18/19
Company: H.S.I.

"Mālama i ke awa kai" - Protect Our Harbor Waters

TRAINING EVALUATION & FEEDBACK FORM

Annual H-DOT Harbors Tenant Storm Water Training Course
Honolulu Harbor Pier 19 Terminal

1. Was the training course beneficial to you as a Tenant of the Honolulu and Kalaeloa Barbers Point Harbors? Please rank the overall course from 0 to 5 where 5 = Most Beneficial & 0 = Not Beneficial at all. 5 Additional comments on the overall training course:
   The reminders are always beneficial. We're humans and everyone tends to forget :)

2. What were the strong points of the training course that we should keep & improve upon for next year?
   The Procedures / processes for us to take and follow should be shared a tad bit more.
   I enjoyed the photos (right & wrong), also the Guest speaker was awesome!

3. What were the weak points of the training course that we should improve upon next year?
   Go into more Depth on whats the best equipment / materials we could use to prevent pollutions to enter drains / stormwaters.

4. How effective were the Trainer, the Power Point slides & the video in conveying the Harbors Storm Water Management Program information & requirements to the tenant audience? Please rank their overall effectiveness from 0 to 5 where 5 = Most Effective & 0 = Not Effective at all. 4 Provide additional comments if you like.
   Some slides were hard to see

5. Please provide an overall ranking of the Pier 19 Terminal facility used for this training course in terms of conditions conducive to the tenant audience such as comfort (air conditioning & lighting), hearing (audio), refreshments, restrooms & parking. Ranking scale from 0 to 5 where 5 = Very Good overall comfort and convenience & 0 = Extremely poor overall comfort and convenience. 5. Please provide additional comments to elaborate on your ranking & how we can improve next year.
   n/a

Mahalo for providing us with your training feedback. See you next year!

Name: Deanna (Dee) Ramos-Kia'Tpua Date 9.18.19
Company: Young Brothers Hawaii

"Mālama i ke awa kai" - Protect Our Harbor Waters

Attachment 3.f

Tenant Training Questionnaires Results Summary and Completed Questionnaires

Attachment 3f.
Department of Transportation, Harbors Division 2019 Tenant Stormwater Awareness Training Questionnaire

Correct Answer			*c*	*d*	*d*	*b*	*a*	*d*	*c*	*a*	*b*	*a*	
Total	**% Correct**		**99%**	**100%**	**91%**	**99%**	**97%**	**100%**	**98%**	**89%**	**74%**	**98%**	
89	**# Correct**		**88**	**89**	**81**	**88**	**86**	**89**	**87**	**79**	**66**	**87**	**# Correct**
Name	**Company**	**Date**	**Question 1**	**Question 2**	**Question 3**	**Question 4**	**Question 5**	**Question 6**	**Question 7**	**Question 8**	**Question 9**	**Question 10**	**# Correct**	**Comments**
Joe Mantanona	Matson Nav.	8/22/2019	c	d	d	b	b	d	c	a	b	a	*9*	
Art Garrett	Matson Nav.	8/22/2019	c	d	d	b	a	d	c	a	b	a	*10*	
Rodney Cho	Matson Nav.	8/22/2019	c	d	b	b	a	d	c	a	c	a	*8*	
Jason Fukumoto	DOTH	8/22/2019	c	d	d	b	a	d	c	a	b	a	*10*	Better chairs
Kekoa Kelii	Atlantis Adventrure Sub.	8/22/2019	c	d	d	b	a	d	c	a	b	a	*10*	Loved the handouts
Diego Rivera	Atlantis Adventrure Sub.	8/22/2019	c	d	d	b	a	d	c	a	b	a	*10*	Loved the handouts
Nolan Uchibori	HC&D	8/22/2019	c	d	d	b	a	d	c	a	b	a	*10*	
Eric Shimabukuro	HC&D	8/22/2019	c	d	d	b	a	d	c	a	b	a	*10*	
Sosaia Taumoefolau	Matson Nav.	8/22/2019	c	d	d	b	a	d	c	b	d	a	*8*	
Herb Nahina	Hawaii Pilots	8/22/2019	c	d	d	b	a	d	c	a	b	a	*10*	
Linda Siu	Pier 21 Lunchroom	8/22/2019	c	d	d	b	a	d	c	a	b	a	*10*	
Jim Gomes	Hawaiian Cement	8/22/2019	c	d	d	b	a	d	c	a	b	a	*10*	
Jonathan Satre	AML	8/22/2019	c	d	d	b	a	d	c	a	b	a	*10*	
Ross Matsukawa	Aala Ship Service	8/22/2019	c	d	d	b	a	d	c	a	b	a	*10*	
Dustin Sharp	Matson Nav.	8/22/2019	c	d	d	b	a	d	c	a	b	a	*10*	
Jessica Zane	DOT - Harbors	8/22/2019	c	d	d	b	a	d	c	a	b	a	*10*	
James Pontin Jr.	Kirby Offshore Marine	8/22/2019	c	d	d	b	a	d	c	a	b	a	*10*	
Dawna Hokama	Hawaii Stevedore	8/22/2019	c	d	b	b	a	d	c	a	c	a	*8*	
Clint Kagami	Kagami Inc	8/22/2019	c	d	d	b	a	d	c	a	d	a	*9*	

Name	Company	Date	Question 1	Question 2	Question 3	Question 4	Question 5	Question 6	Question 7	Question 8	Question 9	Question 10	# Correct	Comments
Ty Pryne	HBN	8/22/2019	c	d	d	b	a	d	c	a	b	a	*10*	
Blake Edwards	American Marine	8/22/2019	c	d	d	b	a	d	c	a	b	a	*10*	
David Griffith	American Marine	8/22/2019	c	d	d	b	a	d	c	a	b	a	*10*	See you next year!
Nephi Ohai	Kaimamala Corp	8/22/2019	c	d	d	b	a	d	c	a	b	a	*10*	
Rick Guerrero	Pacific Shipyards	8/22/2019	c	d	d	b	a	d	c	a	b	a	*10*	
Chris Robinson	Wind & Sea Charters	8/22/2019	c	d	b	b	a	d	c	a	c	a	*8*	
Glenn Jinbo	HFFC	8/22/2019	c	d	d	b	a	d	c	a	b	a	*10*	
DC Carter	PENCO	8/22/2019	c	d	d	b	a	d	c	a	b	a	*10*	
Chadessy Pruett	PENCO	8/22/2019	c	d	d	b	a	d	c	a	b	a	*10*	
Ervin Hendrik III	Hawaiian Cement	8/22/2019	c	d	d	d	a	d	c	a	b	a	*9*	
Isaiah M. Lando	Toell USA	8/22/2019	c	d	d	b	a	d	c	a	d	a	*9*	
Julius Jumuad	Toell USA	8/22/2019	c	d	d	b	a	d	c	a	b	a	*10*	
Randal Iijima	Toell USA	8/22/2019	c	d	d	b	a	d	c	a	b	a	*10*	
Nicole Tengen	Pacific Shipyards	8/22/2019	c	d	d	b	a	d	c	a	b	a	*10*	
Rin Kusaka	Toell USA	8/22/2019	c	d	d	b	a	d	c	a	b	a	*10*	
Ronald Chun	Honolulu Marathon	8/22/2019	c	d	d	b	a	d	c	a	b	a	*10*	Presentation informative & well done
JJ Johnson	Honolulu Marathon	8/22/2019	c	d	d	b	a	d	c	a	b	a	*10*	
Weston Yap	Fresh Island Fish	8/22/2019	c	d	d	b	a	d	c	a	b	a	*10*	What are ideal components of a spill kit? I'll inspect ours today.
Ali Wang	Inchcape Shipping	8/22/2019	c	d	d	b	a	d	c	a	b	a	*10*	
Rodney Yee	Pioneer Machinery	8/22/2019	c	d	d	b	a	d	c	a	d	a	*9*	
Emily Phan	Matson Nav.	8/22/2019	c	d	d	b	a	d	c	b	b	a	*9*	
Jacob Nelson	Sea Engineering	8/22/2019	c	d	d	b	a	d	c	a	b	a	*10*	

Name	Company	Date	Question 1	Question 2	Question 3	Question 4	Question 5	Question 6	Question 7	Question 8	Question 9	Question 10	# Correct	Comments
Kyle Hirano	Jas. W. Glover	8/22/2019	c	d	d	b	a	d	c	a	b	a	*10*	
Bryan Asari	Matson Nav.	8/22/2019	c	d	d	b	b	d	c	a	d	a	*8*	
Dane Wurlitzer	Hawaiian Cement	8/22/2019	c	d	d	b	a	d	c	a	b	a	*10*	Awards should go to a company not an individual 100% participation is required to succeed!
Jearrette Sauta	GLP Asphalt Hawaii	8/22/2019	c	d	d	b	a	d	c	a	b	a	*10*	
Richard Bautista	Asphalt Hawaii	8/22/2019	c	d	d	b	a	d	c	a	b	a	*10*	
Stephen Sasaki	Matson Nav.	8/22/2019	c	d	d	b	a	d	c	a	b	a	*10*	
Freedom Dennis	Sause Bros.	8/22/2019	c	d	d	b	a	d	c	a	b	a	*10*	Thank you!
Ross Barnes	UH Marine Center	8/22/2019	c	d	d	b	a	d	c	a	d	a	*9*	Training was great.
Deanna Ramos-Kia Tupua	Young Brothers	9/18/2019	c	d	d	b	a	d	c	a	b	a	*10*	
Guy Hicks	Paradise Cruise	9/18/2019	c	d	d	b	a	d	c	a	b	a	*10*	
David Zeidler	AES Hawaii Kalaeloa	9/18/2019	c	d	d	b	a	d	c	a	b	a	*10*	
James Nixon	Paradise Cruises	9/18/2019	c	d	d	b	a	d	c	a	d	a	*9*	
Michael Watanabe	C&C of Honolulu	9/18/2019	c	d	d	b	a	d	c	a	b	a	*10*	
Albert Ternora	Albert's Towing	9/18/2019	c	d	d	b	a	d	c	a	d	a	*9*	Should tell us there is a test
Francis "Rocky" Silva	Albert's Towing	9/18/2019	c	d	d	b	a	d	c	a	b	a	*10*	
Kanoelani Hamilton	All Island Automotive Towing	9/18/2019	c	d	d	b	a	d	c	a	c	a	*9*	
Natalie Lawhn	Petrospect Inc	9/18/2019	c	d	d	b	a	d	c	a	b	a	*10*	
Kim Lu	VAK Fisheries LLC	9/18/2019	c	d	d	b	a	d	c	a	b	a	*10*	
Kendall Kwock	Hawaii Stevedore	9/18/2019	c	d	d	b	a	d	c	a	d	a	*9*	
Paul Fukunaga	PF Marine	9/18/2019	c	d	d	b	a	d	c	a	d	a	*9*	

Name	Company	Date	Question 1	Question 2	Question 3	Question 4	Question 5	Question 6	Question 7	Question 8	Question 9	Question 10	# Correct	Comments
Wesley Moniz	Hawaii Stevedore	9/18/2019	c	d	d	b	a	d	c	a	b	a	*10*	
Bryan Matsunobu	Sause Bros.	9/18/2019	c	d	d	b	a	d	c	a	b	a	*10*	
Jodie Cordero	Grace Pacific	9/18/2019	c	d	d	b	a	d	c	b	d	a	*8*	
Scott Heatherly	US Customs & Border Protection	9/18/2019	c	d	d	b	a	d	c	a	b	a	*10*	
Priya Kumal	AES Hawaii Kalaeloa	9/18/2019	c	d	d	b	a	d	c	a	c	a	*9*	
Noel Gaviola	VAK Fisheries LLC	9/18/2019	c	d	d	b	a	d	c	a	b	a	*10*	
Wade Matsueda	Star of Honolulu	9/18/2019	b	d	d	b	b	d	c	b	b	a	*7*	
Elison Bonila	JFC International	9/18/2019	c	d	d	b	a	d	c	b	c	a	*8*	
Raymond Tavai	Matson Nav.	9/18/2019	c	d	d	b	a	d	c	a	a	a	*9*	
Jason Young	Roberts Hawaii	9/18/2019	c	d	d	b	a	d	d	a	c	a	*8*	
no name		9/18/2019	c	d	d	b	a	d	d	a	d	a	*8*	
Patrick Weisbarth	Matson Nav.	9/18/2019	c	d	d	b	a	d	c	a	b	a	*10*	
Justin Lui	Honolulu Fish Co.	9/18/2019	c	d	d	b	a	d	c	a	d	b	*8*	
Gerard Bustamante	Sause Bros.	9/18/2019	c	d	b	b	a	d	c	b	b	a	*8*	
Paul Kau	Matson Nav.	9/18/2019	c	d	b	b	a	d	c	b	b	a	*8*	
Leimomi Attwood	Matson Nav.	9/18/2019	c	d	d	b	a	d	c	a	b	a	*10*	
Nelson Abuilla	United Fishing Agency	9/18/2019	c	d	d	b	a	d	c	b	b	a	*9*	
Joshua Ibrho	Hawaiian Ice Co.	9/18/2019	c	d	d	b	a	d	c	a	b	a	*10*	
Neil Kansmoto	POP Fishing	9/18/2019	c	d	b	b	a	d	c	b	b	a	*8*	
Floyd Otani	United Fishing Agency	9/18/2019	c	d	d	b	a	d	c	a	c	b	*8*	
Khayla-lei Peiler	Thomas Transport Service	9/18/2019	c	d	d	b	a	d	c	a	b	a	*10*	
Terry Aquino	Hawaiian Ice Co.	9/18/2019	c	d	b	b	a	d	c	a	a	a	*8*	

Name	Company	Date	Question 1	Question 2	Question 3	Question 4	Question 5	Question 6	Question 7	Question 8	Question 9	Question 10	# Correct	Comments
Kam Chun	Matson Nav.	9/18/2019	c	d	d	b	a	d	c	a	b	a	*10*	
Steve Hinton	Marisco	9/18/2019	c	d	b	b	a	d	c	a	b	a	*9*	
Clarence Naebe	HPU	9/18/2019	c	d	d	b	a	d	c	b	b	a	*9*	
Frank Roznerski	Hawaii Stevedore	9/18/2019	c	d	d	b	a	d	c	a	b	a	*10*	
Scott Sevadjian	Grace Pacific	9/18/2019	c	d	d	b	a	d	c	a	b	a	*10*	
Kimo Bayer	Hawaii Stevedore	9/18/2019	c	d	d	b	a	d	c	a	b	a	*10*	

73%	Total

9.4615

"Mālama i ke awa kai" - Protect Our Harbor Waters

2019 HDOT Harbors Tenant Training Questionnaire

Name: Joe. [illegible] **Company:** Nelson **Date:** 8-22-19

1. An illicit discharge is:
   a. Condensate from AC system
   b. Rain water runoff
   c. A non-stormwater discharge that poses a risk to the environment
   d. None of the above

2. Which of the following are not permitted to be discharged into the storm drain?
   a. Equipment washing water
   b. Fish entrails and spilled chemicals
   c. Petroleum and paint products
   d. All of the above

3. What is required when an illicit discharge is suspected at your harbor?
   a. If on Oahu, call Harbor Traffic Control Unit at (808) 587-2076
   b. Call Harbors Environmental Hotline at (808) 587-1962
   c. None of your business
   d. a or b

4. The picture below shows a good example of a BMP because:
   a. The equipment is stored outdoors
   b. Drip protection is placed under oil-containing equipment and is not oversaturated
   c. The drip protection needs replacement
   d. None of the above

5. In the State of Hawaii, anything that enters a storm drain inlet will end up in the ocean without treatment.
   a. True
   b. False

6. You can help to reduce nutrient pollution by:
   a. Cutting down fertilizer and pesticide use
   b. Using phosphate-free detergents, soaps, and cleaners
   c. Properly disposing of landscaping debris
   d. All of the above

7. Which of the following are good examples of BMPs?
   a. Wash equipment over storm drains
   b. Keep trash bins open all day
   c. Place spill kits in high risk areas
   d. All of the above

8. Low impact development is a type of post-construction BMP.
   a. True
   b. False

9. The first step of spill response is to:
   a. Complete the required report
   b. Assess the risk
   c. Confine the spill
   d. Stop the source
   e. Select PPE

10. An environmental violation may lead to criminal penalties.
    a. True
    b. False

Please provide your comments here:

"Mālama i ke awa kai" - Protect Our Harbor Waters

2019 HDOT Harbors Tenant Training Questionnaire

Name: ART GARRETT **Company:** MATSON **Date:** 8-22-19

1. An illicit discharge is:
   a. Condensate from AC system
   b. Rain water runoff
   c. A non-stormwater discharge that poses a risk to the environment
   d. None of the above

2. Which of the following are not permitted to be discharged into the storm drain?
   a. Equipment washing water
   b. Fish entrails and spilled chemicals
   c. Petroleum and paint products
   d. All of the above

3. What is required when an illicit discharge is suspected at your harbor?
   a. If on Oahu, call Harbor Traffic Control Unit at (808) 587-2076
   b. Call Harbors Environmental Hotline at (808) 587-1962
   c. None of your business
   d. a or b

4. The picture below shows a good example of a BMP because:
   a. The equipment is stored outdoors
   b. Drip protection is placed under oil-containing equipment and is not oversaturated
   c. The drip protection needs replacement
   d. None of the above

5. In the State of Hawaii, anything that enters a storm drain inlet will end up in the ocean without treatment.
   a. True
   b. False

6. You can help to reduce nutrient pollution by:
   a. Cutting down fertilizer and pesticide use
   b. Using phosphate-free detergents, soaps, and cleaners
   c. Properly disposing of landscaping debris
   d. All of the above

7. Which of the following are good examples of BMPs?
   a. Wash equipment over storm drains
   b. Keep trash bins open all day
   c. Place spill kits in high risk areas
   d. All of the above

8. Low impact development is a type of post-construction BMP.
   a. True
   b. False

9. The first step of spill response is to:
   a. Complete the required report
   b. Assess the risk
   c. Confine the spill
   d. Stop the source
   e. Select PPE

10. An environmental violation may lead to criminal penalties.
    a. True
    b. False

Please provide your comments here:

"Mālama i ke awa kai" - Protect Our Harbor Waters

2019 HDOT Harbors Tenant Training Questionnaire

Name: Rodney Cho **Company:** Matson **Date:** 8/22/19

1. An illicit discharge is:
   a. Condensate from AC system
   b. Rain water runoff
   c. A non-stormwater discharge that poses a risk to the environment
   d. None of the above

2. Which of the following are not permitted to be discharged into the storm drain?
   a. Equipment washing water
   b. Fish entrails and spilled chemicals
   c. Petroleum and paint products
   d. All of the above

3. What is required when an illicit discharge is suspected at your harbor?
   a. If on Oahu, call Harbor Traffic Control Unit at (808) 587-2076
   b. Call Harbors Environmental Hotline at (808) 587-1962
   c. None of your business
   d. [illegible]

4. The picture below shows a good example of a BMP because:
   a. The equipment is stored outdoors
   b. Drip protection is placed under oil-containing equipment and is not oversaturated
   c. The drip protection needs replacement
   d. None of the above

5. In the State of Hawaii, anything that enters a storm drain inlet will end up in the ocean without treatment.
   a. True
   b. False

6. You can help to reduce nutrient pollution by:
   a. Cutting down fertilizer and pesticide use
   b. Using phosphate-free detergents, soaps, and cleaners
   c. Properly disposing of landscaping debris
   d. All of the above

7. Which of the following are good examples of BMPs?
   a. Wash equipment over storm drains
   b. Keep trash bins open all day
   c. Place spill kits in high risk areas
   d. All of the above

8. Low impact development is a type of post-construction BMP.
   a. True
   b. False

9. The first step of spill response is to:
   a. Complete the required report
   b. Assess the risk
   c. Confine the spill
   d. Stop the source
   e. Select PPE

10. An environmental violation may lead to criminal penalties.
    a. True
    b. False

Please provide your comments here:

"Mālama i ke awa kai" - Protect Our Harbor Waters

2019 HDOT Harbors Tenant Training Questionnaire

Name: Jayson Fukumoto **Company:** DOTH **Date:** 22 Aug 2019

1. An illicit discharge is:
   a. Condensate from AC system
   b. Rain water runoff
   c. A non-stormwater discharge that poses a risk to the environment
   d. None of the above

2. Which of the following are not permitted to be discharged into the storm drain?
   a. Equipment washing water
   b. Fish entrails and spilled chemicals
   c. Petroleum and paint products
   d. All of the above

3. What is required when an illicit discharge is suspected at your harbor?
   a. If on Oahu, call Harbor Traffic Control Unit at (808) 587-2076
   b. Call Harbors Environmental Hotline at (808) 587-1962
   c. None of your business
   d. a or b

4. The picture below shows a good example of a BMP because:
   a. The equipment is stored outdoors
   b. Drip protection is placed under oil-containing equipment and is not oversaturated
   c. The drip protection needs replacement
   d. None of the above

5. In the State of Hawaii, anything that enters a storm drain inlet will end up in the ocean without treatment.
   a. True
   b. False

6. You can help to reduce nutrient pollution by:
   a. Cutting down fertilizer and pesticide use
   b. Using phosphate-free detergents, soaps, and cleaners
   c. Properly disposing of landscaping debris
   d. All of the above

7. Which of the following are good examples of BMPs?
   a. Wash equipment over storm drains
   b. Keep trash bins open all day
   c. Place spill kits in high risk areas
   d. All of the above

8. Low impact development is a type of post-construction BMP.
   a. True
   b. False

9. The first step of spill response is to:
   a. Complete the required report
   b. Assess the risk
   c. Confine the spill
   d. Stop the source
   e. Select PPE

10. An environmental violation may lead to criminal penalties.
    a. True
    b. False

Please provide your comments here:

Better chairs

"Mālama i ke awa kai" - Protect Our Harbor Waters

2019 HDOT Harbors Tenant Training Questionnaire

Name: Diego Rivera + Kekea Kilii **Company:** Atlantis Adventures **Date:** 22/Aug/2019

1. An illicit discharge is:
   a. Condensate from AC system
   b. Rain water runoff
   c. A non-stormwater discharge that poses a risk to the environment
   d. None of the above

2. Which of the following are not permitted to be discharged into the storm drain?
   a. Equipment washing water
   b. Fish entrails and spilled chemicals
   c. Petroleum and paint products
   d. All of the above

3. What is required when an illicit discharge is suspected at your harbor?
   a. If on Oahu, call Harbor Traffic Control Unit at (808) 587-2076
   b. Call Harbors Environmental Hotline at (808) 587-1962
   c. None of your business
   d. a or b

4. The picture below shows a good example of a BMP because:
   a. The equipment is stored outdoors
   b. Drip protection is placed under oil-containing equipment and is not oversaturated
   c. The drip protection needs replacement
   d. None of the above

5. In the State of Hawaii, anything that enters a storm drain inlet will end up in the ocean without treatment.
   a. True
   b. False

6. You can help to reduce nutrient pollution by:
   a. Cutting down fertilizer and pesticide use
   b. Using phosphate-free detergents, soaps, and cleaners
   c. Properly disposing of landscaping debris
   d. All of the above

7. Which of the following are good examples of BMPs?
   a. Wash equipment over storm drains
   b. Keep trash bins open all day
   c. Place spill kits in high risk areas
   d. All of the above

8. Low impact development is a type of post-construction BMP.
   a. True
   b. False

9. The first step of spill response is to:
   a. Complete the required report
   b. Assess the risk
   c. Confine the spill
   d. Stop the source
   e. Select PPE

10. An environmental violation may lead to criminal penalties.
    a. True
    b. False

Please provide your comments here:
Love the handouts.

"Mālama i ke awa kai" - Protect Our Harbor Waters

2019 HDOT Harbors Tenant Training Questionnaire

Name: Nolan Uchibori **Company:** HC+D **Date:** 8-22-19

1. An illicit discharge is:
   a. Condensate from AC system
   b. Rain water runoff
   c. A non-stormwater discharge that poses a risk to the environment
   d. None of the above

2. Which of the following are not permitted to be discharged into the storm drain?
   a. Equipment washing water
   b. Fish entrails and spilled chemicals
   c. Petroleum and paint products
   d. All of the above

3. What is required when an illicit discharge is suspected at your harbor?
   a. If on Oahu, call Harbor Traffic Control Unit at (808) 587-2076
   b. Call Harbors Environmental Hotline at (808) 587-1962
   c. None of your business
   d. a or b

4. The picture below shows a good example of a BMP because:
   a. The equipment is stored outdoors
   b. Drip protection is placed under oil-containing equipment and is not oversaturated
   c. The drip protection needs replacement
   d. None of the above



5. In the State of Hawaii, anything that enters a storm drain inlet will end up in the ocean without treatment.
   a. True
   b. False

6. You can help to reduce nutrient pollution by:
   a. Cutting down fertilizer and pesticide use
   b. Using phosphate-free detergents, soaps, and cleaners
   c. Properly disposing of landscaping debris
   d. All of the above

7. Which of the following are good examples of BMPs?
   a. Wash equipment over storm drains
   b. Keep trash bins open all day
   c. Place spill kits in high risk areas
   d. All of the above

8. Low impact development is a type of post-construction BMP.
   a. True
   b. False

9. The first step of spill response is to:
   a. Complete the required report
   b. Assess the risk
   c. Confine the spill
   d. Stop the source
   e. Select PPE

10. An environmental violation may lead to criminal penalties.
    a. True
    b. False

Please provide your comments here:

"Mālama i ke awa kai" - Protect Our Harbor Waters

2019 HDOT Harbors Tenant Training Questionnaire

Name: Eric Shimabukuro **Company:** HCGD **Date:** 8/22/19

1. An illicit discharge is:
   a. Condensate from AC system
   b. Rain water runoff
   c. A non-stormwater discharge that poses a risk to the environment
   d. None of the above

2. Which of the following are not permitted to be discharged into the storm drain?
   a. Equipment washing water
   b. Fish entrails and spilled chemicals
   c. Petroleum and paint products
   d. All of the above

3. What is required when an illicit discharge is suspected at your harbor?
   a. If on Oahu, call Harbor Traffic Control Unit at (808) 587-2076
   b. Call Harbors Environmental Hotline at (808) 587-1962
   c. None of your business
   d. a or b

4. The picture below shows a good example of a BMP because:
   a. The equipment is stored outdoors
   b. Drip protection is placed under oil-containing equipment and is not oversaturated
   c. The drip protection needs replacement
   d. None of the above

5. In the State of Hawaii, anything that enters a storm drain inlet will end up in the ocean without treatment.
   a. True
   b. False

6. You can help to reduce nutrient pollution by:
   a. Cutting down fertilizer and pesticide use
   b. Using phosphate-free detergents, soaps, and cleaners
   c. Properly disposing of landscaping debris
   d. All of the above

7. Which of the following are good examples of BMPs?
   a. Wash equipment over storm drains
   b. Keep trash bins open all day
   c. Place spill kits in high risk areas
   d. All of the above

8. Low impact development is a type of post-construction BMP.
   a. True
   b. False

9. The first step of spill response is to:
   a. Complete the required report
   b. Assess the risk
   c. Confine the spill
   d. Stop the source
   e. Select PPE

10. An environmental violation may lead to criminal penalties.
    a. True
    b. False

Please provide your comments here:

"Mālama i ke awa kai" - Protect Our Harbor Waters

2019 HDOT Harbors Tenant Training Questionnaire

Name: Sosaia Taumoefolau **Company:** Matson Terminals **Date:** 8/22/19

1. An illicit discharge is:
   a. Condensate from AC system
   b. Rain water runoff
   c. A non-stormwater discharge that poses a risk to the environment
   d. None of the above

2. Which of the following are not permitted to be discharged into the storm drain?
   a. Equipment washing water
   b. Fish entrails and spilled chemicals
   c. Petroleum and paint products
   d. All of the above

3. What is required when an illicit discharge is suspected at your harbor?
   a. If on Oahu, call Harbor Traffic Control Unit at (808) 587-2076
   b. Call Harbors Environmental Hotline at (808) 587-1962
   c. None of your business
   d. a or b

4. The picture below shows a good example of a BMP because:
   a. The equipment is stored outdoors
   b. Drip protection is placed under oil-containing equipment and is not oversaturated
   c. The drip protection needs replacement
   d. None of the above

5. In the State of Hawaii, anything that enters a storm drain inlet will end up in the ocean without treatment.
   a. True
   b. False

6. You can help to reduce nutrient pollution by:
   a. Cutting down fertilizer and pesticide use
   b. Using phosphate-free detergents, soaps, and cleaners
   c. Properly disposing of landscaping debris
   d. All of the above

7. Which of the following are good examples of BMPs?
   a. Wash equipment over storm drains
   b. Keep trash bins open all day
   c. Place spill kits in high risk areas
   d. All of the above

8. Low impact development is a type of post-construction BMP.
   a. True
   b. False

9. The first step of spill response is to:
   a. Complete the required report
   b. Assess the risk
   c. Confine the spill
   d. Stop the source
   e. Select PPE

10. An environmental violation may lead to criminal penalties.
    a. True
    b. False

Please provide your comments here:

"Mālama i ke awa kai" - Protect Our Harbor Waters

2019 HDOT Harbors Tenant Training Questionnaire

Name: Herb Nahiwa **Company:** Hawaii Pilots **Date:** 8.22.19

1. An illicit discharge is:
   a. Condensate from AC system
   b. Rain water runoff
   c. A non-stormwater discharge that poses a risk to the environment
   d. None of the above

2. Which of the following are not permitted to be discharged into the storm drain?
   a. Equipment washing water
   b. Fish entrails and spilled chemicals
   c. Petroleum and paint products
   d. All of the above

3. What is required when an illicit discharge is suspected at your harbor?
   a. If on Oahu, call Harbor Traffic Control Unit at (808) 587-2076
   b. Call Harbors Environmental Hotline at (808) 587-1962
   c. None of your business
   d. a or b

4. The picture below shows a good example of a BMP because:
   a. The equipment is stored outdoors
   b. Drip protection is placed under oil-containing equipment and is not oversaturated
   c. The drip protection needs replacement
   d. None of the above

5. In the State of Hawaii, anything that enters a storm drain inlet will end up in the ocean without treatment.
   a. True
   b. False

6. You can help to reduce nutrient pollution by:
   a. Cutting down fertilizer and pesticide use
   b. Using phosphate-free detergents, soaps, and cleaners
   c. Properly disposing of landscaping debris
   d. All of the above

7. Which of the following are good examples of BMPs?
   a. Wash equipment over storm drains
   b. Keep trash bins open all day
   c. Place spill kits in high risk areas
   d. All of the above

8. Low impact development is a type of post-construction BMP.
   a. True
   b. False

9. The first step of spill response is to:
   a. Complete the required report
   b. Assess the risk
   c. Confine the spill
   d. Stop the source
   e. Select PPE

10. An environmental violation may lead to criminal penalties.
    a. True
    b. False

Please provide your comments here:

"Mālama i ke awa kai" - Protect Our Harbor Waters

2019 HDOT Harbors Tenant Training Questionnaire

Name: Linda Siu **Company:** Pier 21 Lunchroom **Date:** 8/22/19

1. An illicit discharge is:
   a. Condensate from AC system
   b. Rain water runoff
   c. A non-stormwater discharge that poses a risk to the environment
   d. None of the above

2. Which of the following are not permitted to be discharged into the storm drain?
   a. Equipment washing water
   b. Fish entrails and spilled chemicals
   c. Petroleum and paint products
   d. All of the above

3. What is required when an illicit discharge is suspected at your harbor?
   a. If on Oahu, call Harbor Traffic Control Unit at (808) 587-2076
   b. Call Harbors Environmental Hotline at (808) 587-1962
   c. None of your business
   d. a or b

4. The picture below shows a good example of a BMP because:
   a. The equipment is stored outdoors
   b. Drip protection is placed under oil-containing equipment and is not oversaturated
   c. The drip protection needs replacement
   d. None of the above

5. In the State of Hawaii, anything that enters a storm drain inlet will end up in the ocean without treatment.
   a. True
   b. False

6. You can help to reduce nutrient pollution by:
   a. Cutting down fertilizer and pesticide use
   b. Using phosphate-free detergents, soaps, and cleaners
   c. Properly disposing of landscaping debris
   d. All of the above

7. Which of the following are good examples of BMPs?
   a. Wash equipment over storm drains
   b. Keep trash bins open all day
   c. Place spill kits in high risk areas
   d. All of the above

8. Low impact development is a type of post-construction BMP.
   a. True
   b. False

9. The first step of spill response is to:
   a. Complete the required report
   b. Assess the risk
   c. Confine the spill
   d. Stop the source
   e. Select PPE

10. An environmental violation may lead to criminal penalties.
    a. True
    b. False

Please provide your comments here:

"Mālama i ke awa kai" - Protect Our Harbor Waters

2019 HDOT Harbors Tenant Training Questionnaire

Name: Jim Gomes **Company:** Hawaiian Cement **Date:** 8/22/19

1. An illicit discharge is:
   a. Condensate from AC system
   b. Rain water runoff
   c. A non-stormwater discharge that poses a risk to the environment
   d. None of the above

2. Which of the following are not permitted to be discharged into the storm drain?
   a. Equipment washing water
   b. Fish entrails and spilled chemicals
   c. Petroleum and paint products
   d. All of the above

3. What is required when an illicit discharge is suspected at your harbor?
   a. If on Oahu, call Harbor Traffic Control Unit at (808) 587-2076
   b. Call Harbors Environmental Hotline at (808) 587-1962
   c. None of your business
   d. a or b

4. The picture below shows a good example of a BMP because:
   a. The equipment is stored outdoors
   b. Drip protection is placed under oil-containing equipment and is not oversaturated
   c. The drip protection needs replacement
   d. None of the above

5. In the State of Hawaii, anything that enters a storm drain inlet will end up in the ocean without treatment.
   a. True
   b. False

6. You can help to reduce nutrient pollution by:
   a. Cutting down fertilizer and pesticide use
   b. Using phosphate-free detergents, soaps, and cleaners
   c. Properly disposing of landscaping debris
   d. All of the above

7. Which of the following are good examples of BMPs?
   a. Wash equipment over storm drains
   b. Keep trash bins open all day
   c. Place spill kits in high risk areas
   d. All of the above

8. Low impact development is a type of post-construction BMP.
   a. True
   b. False

9. The first step of spill response is to:
   a. Complete the required report
   b. Assess the risk
   c. Confine the spill
   d. Stop the source
   e. Select PPE

10. An environmental violation may lead to criminal penalties.
    a. True
    b. False

Please provide your comments here:

"Mālama i ke awa kai" - Protect Our Harbor Waters

2019 HDOT Harbors Tenant Training Questionnaire

Name: Jonathan Sotie **Company:** AML **Date:** 8-22-19

1. An illicit discharge is:
   a. Condensate from AC system
   b. Rain water runoff
   c. A non-stormwater discharge that poses a risk to the environment
   d. None of the above

2. Which of the following are not permitted to be discharged into the storm drain?
   a. Equipment washing water
   b. Fish entrails and spilled chemicals
   c. Petroleum and paint products
   d. All of the above

3. What is required when an illicit discharge is suspected at your harbor?
   a. If on Oahu, call Harbor Traffic Control Unit at (808) 587-2076
   b. Call Harbors Environmental Hotline at (808) 587-1962
   c. None of your business
   d. a or b

4. The picture below shows a good example of a BMP because:
   a. The equipment is stored outdoors
   b. Drip protection is placed under oil-containing equipment and is not oversaturated
   c. The drip protection needs replacement
   d. None of the above

5. In the State of Hawaii, anything that enters a storm drain inlet will end up in the ocean without treatment.
   a. True
   b. False

6. You can help to reduce nutrient pollution by:
   a. Cutting down fertilizer and pesticide use
   b. Using phosphate-free detergents, soaps, and cleaners
   c. Properly disposing of landscaping debris
   d. All of the above

7. Which of the following are good examples of BMPs?
   a. Wash equipment over storm drains
   b. Keep trash bins open all day
   c. Place spill kits in high risk areas
   d. All of the above

8. Low impact development is a type of post-construction BMP.
   a. True
   b. False

9. The first step of spill response is to:
   a. Complete the required report
   b. Assess the risk
   c. Confine the spill
   d. Stop the source
   e. Select PPE

10. An environmental violation may lead to criminal penalties.
    a. True
    b. False

Please provide your comments here:

"Mālama i ke awa kai" - Protect Our Harbor Waters

2019 HDOT Harbors Tenant Training Questionnaire

Name: Ross Matsukawa **Company:** Aala Ship Service **Date:** 8/22/19

1. An illicit discharge is:
   a. Condensate from AC system
   b. Rain water runoff
   c. A non-stormwater discharge that poses a risk to the environment
   d. None of the above

2. Which of the following are not permitted to be discharged into the storm drain?
   a. Equipment washing water
   b. Fish entrails and spilled chemicals
   c. Petroleum and paint products
   d. All of the above

3. What is required when an illicit discharge is suspected at your harbor?
   a. If on Oahu, call Harbor Traffic Control Unit at (808) 587-2076
   b. Call Harbors Environmental Hotline at (808) 587-1962
   c. None of your business
   d. a or b

4. The picture below shows a good example of a BMP because:
   a. The equipment is stored outdoors
   b. Drip protection is placed under oil-containing equipment and is not oversaturated
   c. The drip protection needs replacement
   d. None of the above

5. In the State of Hawaii, anything that enters a storm drain inlet will end up in the ocean without treatment.
   a. True
   b. False

6. You can help to reduce nutrient pollution by:
   a. Cutting down fertilizer and pesticide use
   b. Using phosphate-free detergents, soaps, and cleaners
   c. Properly disposing of landscaping debris
   d. All of the above

7. Which of the following are good examples of BMPs?
   a. Wash equipment over storm drains
   b. Keep trash bins open all day
   c. Place spill kits in high risk areas
   d. All of the above

8. Low impact development is a type of post-construction BMP.
   a. True
   b. False

9. The first step of spill response is to:
   a. Complete the required report
   b. Assess the risk
   c. Confine the spill
   d. Stop the source
   e. Select PPE

10. An environmental violation may lead to criminal penalties.
    a. True
    b. False

Please provide your comments here:

"Mālama i ke awa kai" - Protect Our Harbor Waters

2019 HDOT Harbors Tenant Training Questionnaire

Name: DUSTIN SHARP **Company:** MATSON **Date:** 8/22/19

1. An illicit discharge is:
   a. Condensate from AC system
   b. Rain water runoff
   c. A non-stormwater discharge that poses a risk to the environment
   d. None of the above

2. Which of the following are not permitted to be discharged into the storm drain?
   a. Equipment washing water
   b. Fish entrails and spilled chemicals
   c. Petroleum and paint products
   d. All of the above

3. What is required when an illicit discharge is suspected at your harbor?
   a. If on Oahu, call Harbor Traffic Control Unit at (808) 587-2076
   b. Call Harbors Environmental Hotline at (808) 587-1962
   c. None of your business
   d. a or b

4. The picture below shows a good example of a BMP because:
   a. The equipment is stored outdoors
   b. Drip protection is placed under oil-containing equipment and is not oversaturated
   c. The drip protection needs replacement
   d. None of the above



5. In the State of Hawaii, anything that enters a storm drain inlet will end up in the ocean without treatment.
   a. True
   b. False

6. You can help to reduce nutrient pollution by:
   a. Cutting down fertilizer and pesticide use
   b. Using phosphate-free detergents, soaps, and cleaners
   c. Properly disposing of landscaping debris
   d. All of the above

7. Which of the following are good examples of BMPs?
   a. Wash equipment over storm drains
   b. Keep trash bins open all day
   c. Place spill kits in high risk areas
   d. All of the above

8. Low impact development is a type of post-construction BMP.
   a. True
   b. False

9. The first step of spill response is to:
   a. Complete the required report
   b. Assess the risk
   c. Confine the spill
   d. Stop the source
   e. Select PPE

10. An environmental violation may lead to criminal penalties.
    a. True
    b. False

Please provide your comments here:

"Mālama i ke awa kai" - Protect Our Harbor Waters

2019 HDOT Harbors Tenant Training Questionnaire

Name: Jessica Zam **Company:** DOT-HAR-PM **Date:** 8/22/19

1. An illicit discharge is:
   a. Condensate from AC system
   b. Rain water runoff
   c. A non-stormwater discharge that poses a risk to the environment
   d. None of the above

2. Which of the following are not permitted to be discharged into the storm drain?
   a. Equipment washing water
   b. Fish entrails and spilled chemicals
   c. Petroleum and paint products
   d. All of the above

3. What is required when an illicit discharge is suspected at your harbor?
   a. If on Oahu, call Harbor Traffic Control Unit at (808) 587-2076
   b. Call Harbors Environmental Hotline at (808) 587-1962
   c. None of your business
   d. a or b

4. The picture below shows a good example of a BMP because:
   a. The equipment is stored outdoors
   b. Drip protection is placed under oil-containing equipment and is not oversaturated
   c. The drip protection needs replacement
   d. None of the above



5. In the State of Hawaii, anything that enters a storm drain inlet will end up in the ocean without treatment.
   a. True
   b. False

6. You can help to reduce nutrient pollution by:
   a. Cutting down fertilizer and pesticide use
   b. Using phosphate-free detergents, soaps, and cleaners
   c. Properly disposing of landscaping debris
   d. All of the above

7. Which of the following are good examples of BMPs?
   a. Wash equipment over storm drains
   b. Keep trash bins open all day
   c. Place spill kits in high risk areas
   d. All of the above

8. Low impact development is a type of post-construction BMP.
   a. True
   b. False

9. The first step of spill response is to:
   a. Complete the required report
   b. Assess the risk
   c. Confine the spill
   d. Stop the source
   e. Select PPE

10. An environmental violation may lead to criminal penalties.
    a. True
    b. False

Please provide your comments here:

"Mālama i ke awa kai" - Protect Our Harbor Waters

2019 HDOT Harbors Tenant Training Questionnaire

Name: JAMES PONTIN JR. **Company:** KIRBY OFFSHORE MARINE **Date:** 8/22/19

1. An illicit discharge is:
   a. Condensate from AC system
   b. Rain water runoff
   c. A non-stormwater discharge that poses a risk to the environment
   d. None of the above

2. Which of the following are not permitted to be discharged into the storm drain?
   a. Equipment washing water
   b. Fish entrails and spilled chemicals
   c. Petroleum and paint products
   d. All of the above

3. What is required when an illicit discharge is suspected at your harbor?
   a. If on Oahu, call Harbor Traffic Control Unit at (808) 587-2076
   b. Call Harbors Environmental Hotline at (808) 587-1962
   c. None of your business
   d. a or b

4. The picture below shows a good example of a BMP because:
   a. The equipment is stored outdoors
   b. Drip protection is placed under oil-containing equipment and is not oversaturated
   c. The drip protection needs replacement
   d. None of the above

5. In the State of Hawaii, anything that enters a storm drain inlet will end up in the ocean without treatment.
   a. True
   b. False

6. You can help to reduce nutrient pollution by:
   a. Cutting down fertilizer and pesticide use
   b. Using phosphate-free detergents, soaps, and cleaners
   c. Properly disposing of landscaping debris
   d. All of the above

7. Which of the following are good examples of BMPs?
   a. Wash equipment over storm drains
   b. Keep trash bins open all day
   c. Place spill kits in high risk areas
   d. All of the above

8. Low impact development is a type of post-construction BMP.
   a. True
   b. False

9. The first step of spill response is to:
   a. Complete the required report
   b. Assess the risk
   c. Confine the spill
   d. Stop the source
   e. Select PPE

10. An environmental violation may lead to criminal penalties.
    a. True
    b. False

Please provide your comments here:

"Mālama i ke awa kai" - Protect Our Harbor Waters

2019 HDOT Harbors Tenant Training Questionnaire

Name: Dawna Hokama **Company:** Hawaii Stevedores **Date:** 8/22/19

1. An illicit discharge is:
   a. Condensate from AC system
   b. Rain water runoff
   c. A non-stormwater discharge that poses a risk to the environment
   d. None of the above

2. Which of the following are not permitted to be discharged into the storm drain?
   a. Equipment washing water
   b. Fish entrails and spilled chemicals
   c. Petroleum and paint products
   d. All of the above

3. What is required when an illicit discharge is suspected at your harbor?
   a. If on Oahu, call Harbor Traffic Control Unit at (808) 587-2076
   b. Call Harbors Environmental Hotline at (808) 587-1962
   c. None of your business
   d. a or b

4. The picture below shows a good example of a BMP because:
   a. The equipment is stored outdoors
   b. Drip protection is placed under oil-containing equipment and is not oversaturated
   c. The drip protection needs replacement
   d. None of the above

5. In the State of Hawaii, anything that enters a storm drain inlet will end up in the ocean without treatment.
   a. True
   b. False

6. You can help to reduce nutrient pollution by:
   a. Cutting down fertilizer and pesticide use
   b. Using phosphate-free detergents, soaps, and cleaners
   c. Properly disposing of landscaping debris
   d. All of the above

7. Which of the following are good examples of BMPs?
   a. Wash equipment over storm drains
   b. Keep trash bins open all day
   c. Place spill kits in high risk areas
   d. All of the above

8. Low impact development is a type of post-construction BMP.
   a. True
   b. False

9. The first step of spill response is to:
   a. Complete the required report
   b. Assess the risk
   c. Confine the spill
   d. Stop the source
   e. Select PPE

10. An environmental violation may lead to criminal penalties.
    a. True
    b. False

Please provide your comments here:

"Mālama i ke awa kai" - Protect Our Harbor Waters

2019 HDOT Harbors Tenant Training Questionnaire

Name: Clint Kugami **Company:** Kugami inc **Date:** 8/2019

1. An illicit discharge is:
   a. Condensate from AC system
   b. Rain water runoff
   c. A non-stormwater discharge that poses a risk to the environment
   d. None of the above

2. Which of the following are not permitted to be discharged into the storm drain?
   a. Equipment washing water
   b. Fish entrails and spilled chemicals
   c. Petroleum and paint products
   d. All of the above

3. What is required when an illicit discharge is suspected at your harbor?
   a. If on Oahu, call Harbor Traffic Control Unit at (808) 587-2076
   b. Call Harbors Environmental Hotline at (808) 587-1962
   c. None of your business
   d. a or b

4. The picture below shows a good example of a BMP because:
   a. The equipment is stored outdoors
   b. Drip protection is placed under oil-containing equipment and is not oversaturated
   c. The drip protection needs replacement
   d. None of the above

5. In the State of Hawaii, anything that enters a storm drain inlet will end up in the ocean without treatment.
   a. True
   b. False

6. You can help to reduce nutrient pollution by:
   a. Cutting down fertilizer and pesticide use
   b. Using phosphate-free detergents, soaps, and cleaners
   c. Properly disposing of landscaping debris
   d. All of the above

7. Which of the following are good examples of BMPs?
   a. Wash equipment over storm drains
   b. Keep trash bins open all day
   c. Place spill kits in high risk areas
   d. All of the above

8. Low impact development is a type of post-construction BMP.
   a. True
   b. False

9. The first step of spill response is to:
   a. Complete the required report
   b. Assess the risk
   c. Confine the spill
   d. Stop the source
   e. Select PPE

10. An environmental violation may lead to criminal penalties.
    a. True
    b. False

Please provide your comments here:

"Mālama i ke awa kai" - Protect Our Harbor Waters

2019 HDOT Harbors Tenant Training Questionnaire

Name: [illegible] **Company:** HBN **Date:** 5/22/19

1. An illicit discharge is:
   a. Condensate from AC system
   b. Rain water runoff
   c. A non-stormwater discharge that poses a risk to the environment
   d. None of the above

2. Which of the following are not permitted to be discharged into the storm drain?
   a. Equipment washing water
   b. Fish entrails and spilled chemicals
   c. Petroleum and paint products
   d. All of the above

3. What is required when an illicit discharge is suspected at your harbor?
   a. If on Oahu, call Harbor Traffic Control Unit at (808) 587-2076
   b. Call Harbors Environmental Hotline at (808) 587-1962
   c. None of your business
   d. a or b

4. The picture below shows a good example of a BMP because:
   a. The equipment is stored outdoors
   b. Drip protection is placed under oil-containing equipment and is not oversaturated
   c. The drip protection needs replacement
   d. None of the above

5. In the State of Hawaii, anything that enters a storm drain inlet will end up in the ocean without treatment.
   a. True
   b. False

6. You can help to reduce nutrient pollution by:
   a. Cutting down fertilizer and pesticide use
   b. Using phosphate-free detergents, soaps, and cleaners
   c. Properly disposing of landscaping debris
   d. All of the above

7. Which of the following are good examples of BMPs?
   a. Wash equipment over storm drains
   b. Keep trash bins open all day
   c. Place spill kits in high risk areas
   d. All of the above

8. Low impact development is a type of post-construction BMP.
   a. True
   b. False

9. The first step of spill response is to:
   a. Complete the required report
   b. Assess the risk
   c. Confine the spill
   d. Stop the source
   e. Select PPE

10. An environmental violation may lead to criminal penalties.
    a. True
    b. False

Please provide your comments here:

"Mālama i ke awa kai" - Protect Our Harbor Waters

2019 HDOT Harbors Tenant Training Questionnaire

Name: BLAKE EDWARDS **Company:** AMERICAN MARINE **Date:** 8-22-19

1. An illicit discharge is:
   a. Condensate from AC system
   b. Rain water runoff
   c. A non-stormwater discharge that poses a risk to the environment
   d. None of the above

2. Which of the following are not permitted to be discharged into the storm drain?
   a. Equipment washing water
   b. Fish entrails and spilled chemicals
   c. Petroleum and paint products
   d. All of the above

3. What is required when an illicit discharge is suspected at your harbor?
   a. If on Oahu, call Harbor Traffic Control Unit at (808) 587-2076
   b. Call Harbors Environmental Hotline at (808) 587-1962
   c. None of your business
   d. a or b

4. The picture below shows a good example of a BMP because:
   a. The equipment is stored outdoors
   b. Drip protection is placed under oil-containing equipment and is not oversaturated
   c. The drip protection needs replacement
   d. None of the above

5. In the State of Hawaii, anything that enters a storm drain inlet will end up in the ocean without treatment.
   a. True
   b. False

6. You can help to reduce nutrient pollution by:
   a. Cutting down fertilizer and pesticide use
   b. Using phosphate-free detergents, soaps, and cleaners
   c. Properly disposing of landscaping debris
   d. All of the above

7. Which of the following are good examples of BMPs?
   a. Wash equipment over storm drains
   b. Keep trash bins open all day
   c. Place spill kits in high risk areas
   d. All of the above

8. Low impact development is a type of post-construction BMP.
   a. True
   b. False

9. The first step of spill response is to:
   a. Complete the required report
   b. Assess the risk
   c. Confine the spill
   d. Stop the source
   e. Select PPE

10. An environmental violation may lead to criminal penalties.
    a. True
    b. False

Please provide your comments here:

"Mālama i ke awa kai" - Protect Our Harbor Waters

2019 HDOT Harbors Tenant Training Questionnaire

Name: DAVID W. GRIFFITH **Company:** AMERICAN MARINE CORP **Date:** 22 AUG 2019

1. An illicit discharge is:
   a. Condensate from AC system
   b. Rain water runoff
   c. A non-stormwater discharge that poses a risk to the environment
   d. None of the above

2. Which of the following are not permitted to be discharged into the storm drain?
   a. Equipment washing water
   b. Fish entrails and spilled chemicals
   c. Petroleum and paint products
   d. All of the above

3. What is required when an illicit discharge is suspected at your harbor?
   a. If on Oahu, call Harbor Traffic Control Unit at (808) 587-2076
   b. Call Harbors Environmental Hotline at (808) 587-1962
   c. None of your business
   d. a or b

4. The picture below shows a good example of a BMP because:
   a. The equipment is stored outdoors
   b. Drip protection is placed under oil-containing equipment and is not oversaturated
   c. The drip protection needs replacement
   d. None of the above

5. In the State of Hawaii, anything that enters a storm drain inlet will end up in the ocean without treatment.
   a. True
   b. False

6. You can help to reduce nutrient pollution by:
   a. Cutting down fertilizer and pesticide use
   b. Using phosphate-free detergents, soaps, and cleaners
   c. Properly disposing of landscaping debris
   d. All of the above

7. Which of the following are good examples of BMPs?
   a. Wash equipment over storm drains
   b. Keep trash bins open all day
   c. Place spill kits in high risk areas
   d. All of the above

8. Low impact development is a type of post-construction BMP.
   a. True
   b. False

9. The first step of spill response is to:
   a. Complete the required report
   b. Assess the risk
   c. Confine the spill
   d. Stop the source
   e. Select PPE

10. An environmental violation may lead to criminal penalties.
    a. True
    b. False

Please provide your comments here:

SEE YOU NEXT YEAR!

"Mālama i ke awa kai" - Protect Our Harbor Waters

2019 HDOT Harbors Tenant Training Questionnaire

Name: NEPHI DIAZ **Company:** OCEANIC KAIMAMALA **Date:** 28 Aug 19

1. An illicit discharge is:
   a. Condensate from AC system
   b. Rain water runoff
   c. A non-stormwater discharge that poses a risk to the environment
   d. None of the above

2. Which of the following are not permitted to be discharged into the storm drain?
   a. Equipment washing water
   b. Fish entrails and spilled chemicals
   c. Petroleum and paint products
   d. All of the above

3. What is required when an illicit discharge is suspected at your harbor?
   a. If on Oahu, call Harbor Traffic Control Unit at (808) 587-2076
   b. Call Harbors Environmental Hotline at (808) 587-1962
   c. None of your business
   d. a or b

4. The picture below shows a good example of a BMP because:
   a. The equipment is stored outdoors
   b. Drip protection is placed under oil-containing equipment and is not oversaturated
   c. The drip protection needs replacement
   d. None of the above

5. In the State of Hawaii, anything that enters a storm drain inlet will end up in the ocean without treatment.
   a. True
   b. False

6. You can help to reduce nutrient pollution by:
   a. Cutting down fertilizer and pesticide use
   b. Using phosphate-free detergents, soaps, and cleaners
   c. Properly disposing of landscaping debris
   d. All of the above

7. Which of the following are good examples of BMPs?
   a. Wash equipment over storm drains
   b. Keep trash bins open all day
   c. Place spill kits in high risk areas
   d. All of the above

8. Low impact development is a type of post-construction BMP.
   a. True
   b. False

9. The first step of spill response is to:
   a. Complete the required report
   b. Assess the risk
   c. Confine the spill
   d. Stop the source
   e. Select PPE

10. An environmental violation may lead to criminal penalties.
    a. True
    b. False

Please provide your comments here:

"Mālama i ke awa kai" - Protect Our Harbor Waters

2019 HDOT Harbors Tenant Training Questionnaire

Name: Rick Guerrero **Company:** Pacific Shipyards **Date:** 8/22/19

1. An illicit discharge is:
   a. Condensate from AC system
   b. Rain water runoff
   c. A non-stormwater discharge that poses a risk to the environment
   d. None of the above

2. Which of the following are not permitted to be discharged into the storm drain?
   a. Equipment washing water
   b. Fish entrails and spilled chemicals
   c. Petroleum and paint products
   d. All of the above

3. What is required when an illicit discharge is suspected at your harbor?
   a. If on Oahu, call Harbor Traffic Control Unit at (808) 587-2076
   b. Call Harbors Environmental Hotline at (808) 587-1962
   c. None of your business
   d. a or b

4. The picture below shows a good example of a BMP because:
   a. The equipment is stored outdoors
   b. Drip protection is placed under oil-containing equipment and is not oversaturated
   c. The drip protection needs replacement
   d. None of the above

5. In the State of Hawaii, anything that enters a storm drain inlet will end up in the ocean without treatment.
   a. True
   b. False

6. You can help to reduce nutrient pollution by:
   a. Cutting down fertilizer and pesticide use
   b. Using phosphate-free detergents, soaps, and cleaners
   c. Properly disposing of landscaping debris
   d. All of the above

7. Which of the following are good examples of BMPs?
   a. Wash equipment over storm drains
   b. Keep trash bins open all day
   c. Place spill kits in high risk areas
   d. All of the above

8. Low impact development is a type of post-construction BMP.
   a. True
   b. False

9. The first step of spill response is to:
   a. Complete the required report
   b. Assess the risk
   c. Confine the spill
   d. Stop the source
   e. Select PPE

10. An environmental violation may lead to criminal penalties.
    a. True
    b. False

Please provide your comments here:

"Mālama i ke awa kai" - Protect Our Harbor Waters

2019 HDOT Harbors Tenant Training Questionnaire

Name: Glenn Jirabe **Company:** SFS/HFFC **Date:** 8.22.19

1. An illicit discharge is:
   a. Condensate from AC system
   b. Rain water runoff
   c. A non-stormwater discharge that poses a risk to the environment
   d. None of the above

2. Which of the following are not permitted to be discharged into the storm drain?
   a. Equipment washing water
   b. Fish entrails and spilled chemicals
   c. Petroleum and paint products
   d. All of the above

3. What is required when an illicit discharge is suspected at your harbor?
   a. If on Oahu, call Harbor Traffic Control Unit at (808) 587-2076
   b. Call Harbors Environmental Hotline at (808) 587-1962
   c. None of your business
   d. a or b

4. The picture below shows a good example of a BMP because:
   a. The equipment is stored outdoors
   b. Drip protection is placed under oil-containing equipment and is not oversaturated
   c. The drip protection needs replacement
   d. None of the above

5. In the State of Hawaii, anything that enters a storm drain inlet will end up in the ocean without treatment.
   a. True
   b. False

6. You can help to reduce nutrient pollution by:
   a. Cutting down fertilizer and pesticide use
   b. Using phosphate-free detergents, soaps, and cleaners
   c. Properly disposing of landscaping debris
   d. All of the above

7. Which of the following are good examples of BMPs?
   a. Wash equipment over storm drains
   b. Keep trash bins open all day
   c. Place spill kits in high risk areas
   d. All of the above

8. Low impact development is a type of post-construction BMP.
   a. True
   b. False

9. The first step of spill response is to:
   a. Complete the required report
   b. Assess the risk
   c. Confine the spill
   d. Stop the source
   e. Select PPE

10. An environmental violation may lead to criminal penalties.
    a. True
    b. False

Please provide your comments here:

"Mālama i ke awa kai" - Protect Our Harbor Waters

2019 HDOT Harbors Tenant Training Questionnaire

Name: Chris Robinson **Company:** Wind & Sea Charters **Date:** 8/22/19

1. An illicit discharge is:
   a. Condensate from AC system
   b. Rain water runoff
   c. A non-stormwater discharge that poses a risk to the environment
   d. None of the above

2. Which of the following are not permitted to be discharged into the storm drain?
   a. Equipment washing water
   b. Fish entrails and spilled chemicals
   c. Petroleum and paint products
   d. All of the above

3. What is required when an illicit discharge is suspected at your harbor?
   a. If on Oahu, call Harbor Traffic Control Unit at (808) 587-2076
   b. Call Harbors Environmental Hotline at (808) 587-1962
   c. None of your business
   d. a or b

4. The picture below shows a good example of a BMP because:
   a. The equipment is stored outdoors
   b. Drip protection is placed under oil-containing equipment and is not oversaturated
   c. The drip protection needs replacement
   d. None of the above

5. In the State of Hawaii, anything that enters a storm drain inlet will end up in the ocean without treatment.
   a. True
   b. False

6. You can help to reduce nutrient pollution by:
   a. Cutting down fertilizer and pesticide use
   b. Using phosphate-free detergents, soaps, and cleaners
   c. Properly disposing of landscaping debris
   d. All of the above

7. Which of the following are good examples of BMPs?
   a. Wash equipment over storm drains
   b. Keep trash bins open all day
   c. Place spill kits in high risk areas
   d. All of the above

8. Low impact development is a type of post-construction BMP.
   a. True
   b. False

9. The first step of spill response is to:
   a. Complete the required report
   b. Assess the risk
   c. Confine the spill
   d. Stop the source
   e. Select PPE

10. An environmental violation may lead to criminal penalties.
    a. True
    b. False

Please provide your comments here:

"Mālama i ke awa kai" - Protect Our Harbor Waters

2019 HDOT Harbors Tenant Training Questionnaire

Name: DC CARTER **Company:** PACIFIC ENVIRONMENTAL CORPORATION **Date:** 22 AUG 2019

1. An illicit discharge is:
   a. Condensate from AC system
   b. Rain water runoff
   c. A non-stormwater discharge that poses a risk to the environment
   d. None of the above

2. Which of the following are not permitted to be discharged into the storm drain?
   a. Equipment washing water
   b. Fish entrails and spilled chemicals
   c. Petroleum and paint products
   d. All of the above

3. What is required when an illicit discharge is suspected at your harbor?
   a. If on Oahu, call Harbor Traffic Control Unit at (808) 587-2076
   b. Call Harbors Environmental Hotline at (808) 587-1962
   c. None of your business
   d. a or b

4. The picture below shows a good example of a BMP because:
   a. The equipment is stored outdoors
   b. Drip protection is placed under oil-containing equipment and is not oversaturated
   c. The drip protection needs replacement
   d. None of the above

5. In the State of Hawaii, anything that enters a storm drain inlet will end up in the ocean without treatment.
   a. True
   b. False

6. You can help to reduce nutrient pollution by:
   a. Cutting down fertilizer and pesticide use
   b. Using phosphate-free detergents, soaps, and cleaners
   c. Properly disposing of landscaping debris
   d. All of the above

7. Which of the following are good examples of BMPs?
   a. Wash equipment over storm drains
   b. Keep trash bins open all day
   c. Place spill kits in high risk areas
   d. All of the above

8. Low impact development is a type of post-construction BMP.
   a. True TRUE
   b. False

9. The first step of spill response is to:
   a. Complete the required report
   b. Assess the risk ASSESS
   c. Confine the spill
   d. Stop the source
   e. Select PPE

10. An environmental violation may lead to criminal penalties.
    a. True
    b. False

Please provide your comments here:

"Mālama i ke awa kai" - Protect Our Harbor Waters

2019 HDOT Harbors Tenant Training Questionnaire

Name: Chadsey Fmott **Company:** Pacific Environmental Corp **Date:** 08/22/19

1. An illicit discharge is:
   a. Condensate from AC system
   b. Rain water runoff
   c. A non-stormwater discharge that poses a risk to the environment
   d. None of the above

2. Which of the following are not permitted to be discharged into the storm drain?
   a. Equipment washing water
   b. Fish entrails and spilled chemicals
   c. Petroleum and paint products
   d. All of the above

3. What is required when an illicit discharge is suspected at your harbor?
   a. If on Oahu, call Harbor Traffic Control Unit at (808) 587-2076
   b. Call Harbors Environmental Hotline at (808) 587-1962
   c. None of your business
   d. a or b

4. The picture below shows a good example of a BMP because:
   a. The equipment is stored outdoors
   b. Drip protection is placed under oil-containing equipment and is not oversaturated
   c. The drip protection needs replacement
   d. None of the above

5. In the State of Hawaii, anything that enters a storm drain inlet will end up in the ocean without treatment.
   a. True
   b. False

6. You can help to reduce nutrient pollution by:
   a. Cutting down fertilizer and pesticide use
   b. Using phosphate-free detergents, soaps, and cleaners
   c. Properly disposing of landscaping debris
   d. All of the above

7. Which of the following are good examples of BMPs?
   a. Wash equipment over storm drains
   b. Keep trash bins open all day
   c. Place spill kits in high risk areas
   d. All of the above

8. Low impact development is a type of post-construction BMP.
   a. True
   b. False

9. The first step of spill response is to:
   a. Complete the required report
   b. Assess the risk
   c. Confine the spill
   d. Stop the source
   e. Select PPE

10. An environmental violation may lead to criminal penalties.
    a. True
    b. False

Please provide your comments here:

"Mālama i ke awa kai" - Protect Our Harbor Waters

2019 HDOT Harbors Tenant Training Questionnaire

Name: ERVIN HENDRICKS III **Company:** HAWAIIAN CEMENT **Date:** 8/22/19

1. An illicit discharge is:
   a. Condensate from AC system
   b. Rain water runoff
   c. A non-stormwater discharge that poses a risk to the environment
   d. None of the above

2. Which of the following are not permitted to be discharged into the storm drain?
   a. Equipment washing water
   b. Fish entrails and spilled chemicals
   c. Petroleum and paint products
   d. All of the above

3. What is required when an illicit discharge is suspected at your harbor?
   a. If on Oahu, call Harbor Traffic Control Unit at (808) 587-2076
   b. Call Harbors Environmental Hotline at (808) 587-1962
   c. None of your business
   d. a or b

4. The picture below shows a good example of a BMP because:
   a. The equipment is stored outdoors
   b. Drip protection is placed under oil-containing equipment and is not oversaturated
   c. The drip protection needs replacement
   d. None of the above

5. In the State of Hawaii, anything that enters a storm drain inlet will end up in the ocean without treatment.
   a. True
   b. False

6. You can help to reduce nutrient pollution by:
   a. Cutting down fertilizer and pesticide use
   b. Using phosphate-free detergents, soaps, and cleaners
   c. Properly disposing of landscaping debris
   d. All of the above

7. Which of the following are good examples of BMPs?
   a. Wash equipment over storm drains
   b. Keep trash bins open all day
   c. Place spill kits in high risk areas
   d. All of the above

8. Low impact development is a type of post-construction BMP.
   a. True
   b. False

9. The first step of spill response is to:
   a. Complete the required report
   b. Assess the risk
   c. Confine the spill
   d. Stop the source
   e. Select PPE

10. An environmental violation may lead to criminal penalties.
    a. True
    b. False

Please provide your comments here:

"Mālama i ke awa kai" - Protect Our Harbor Waters

2019 HDOT Harbors Tenant Training Questionnaire

Name: Isaiah m. Lando **Company:** Toell USA **Date:** 8/22/19

1. An illicit discharge is:
   a. Condensate from AC system
   b. Rain water runoff
   c. A non-stormwater discharge that poses a risk to the environment
   d. None of the above

2. Which of the following are not permitted to be discharged into the storm drain?
   a. Equipment washing water
   b. Fish entrails and spilled chemicals
   c. Petroleum and paint products
   d. All of the above

3. What is required when an illicit discharge is suspected at your harbor?
   a. If on Oahu, call Harbor Traffic Control Unit at (808) 587-2076
   b. Call Harbors Environmental Hotline at (808) 587-1962
   c. None of your business
   d. a or b

4. The picture below shows a good example of a BMP because:
   a. The equipment is stored outdoors
   b. Drip protection is placed under oil-containing equipment and is not oversaturated
   c. The drip protection needs replacement
   d. None of the above

5. In the State of Hawaii, anything that enters a storm drain inlet will end up in the ocean without treatment.
   a. True
   b. False

6. You can help to reduce nutrient pollution by:
   a. Cutting down fertilizer and pesticide use
   b. Using phosphate-free detergents, soaps, and cleaners
   c. Properly disposing of landscaping debris
   d. All of the above

7. Which of the following are good examples of BMPs?
   a. Wash equipment over storm drains
   b. Keep trash bins open all day
   c. Place spill kits in high risk areas
   d. All of the above

8. Low impact development is a type of post-construction BMP.
   a. True
   b. False

9. The first step of spill response is to:
   a. Complete the required report
   b. Assess the risk
   c. Confine the spill
   d. Stop the source
   e. Select PPE

10. An environmental violation may lead to criminal penalties.
    a. True
    b. False

Please provide your comments here:

"Mālama i ke awa kai" - Protect Our Harbor Waters

2019 HDOT Harbors Tenant Training Questionnaire

Name: JULIUS JOMWAD **Company:** TOELL - USA **Date:** 08/22/19

1. An illicit discharge is:
   a. Condensate from AC system
   b. Rain water runoff
   c. A non-stormwater discharge that poses a risk to the environment
   d. None of the above

2. Which of the following are not permitted to be discharged into the storm drain?
   a. Equipment washing water
   b. Fish entrails and spilled chemicals
   c. Petroleum and paint products
   d. All of the above

3. What is required when an illicit discharge is suspected at your harbor?
   a. If on Oahu, call Harbor Traffic Control Unit at (808) 587-2076
   b. Call Harbors Environmental Hotline at (808) 587-1962
   c. None of your business
   d. a or b

4. The picture below shows a good example of a BMP because:
   a. The equipment is stored outdoors
   b. Drip protection is placed under oil-containing equipment and is not oversaturated
   c. The drip protection needs replacement
   d. None of the above



5. In the State of Hawaii, anything that enters a storm drain inlet will end up in the ocean without treatment.
   a. True
   b. False

6. You can help to reduce nutrient pollution by:
   a. Cutting down fertilizer and pesticide use
   b. Using phosphate-free detergents, soaps, and cleaners
   c. Properly disposing of landscaping debris
   d. All of the above

7. Which of the following are good examples of BMPs?
   a. Wash equipment over storm drains
   b. Keep trash bins open all day
   c. Place spill kits in high risk areas
   d. All of the above

8. Low impact development is a type of post-construction BMP.
   a. True
   b. False

9. The first step of spill response is to:
   a. Complete the required report
   b. Assess the risk
   c. Confine the spill
   d. Stop the source
   e. Select PPE

10. An environmental violation may lead to criminal penalties.
    a. True
    b. False

Please provide your comments here:

"Mālama i ke awa kai" - Protect Our Harbor Waters

2019 HDOT Harbors Tenant Training Questionnaire

Name: RANDAL IWIMA **Company:** TOELL USA **Date:** 8/22/19

1. An illicit discharge is:
   a. Condensate from AC system
   b. Rain water runoff
   c. A non-stormwater discharge that poses a risk to the environment
   d. None of the above

2. Which of the following are not permitted to be discharged into the storm drain?
   a. Equipment washing water
   b. Fish entrails and spilled chemicals
   c. Petroleum and paint products
   d. All of the above

3. What is required when an illicit discharge is suspected at your harbor?
   a. If on Oahu, call Harbor Traffic Control Unit at (808) 587-2076
   b. Call Harbors Environmental Hotline at (808) 587-1962
   c. None of your business
   d. a or b

4. The picture below shows a good example of a BMP because:
   a. The equipment is stored outdoors
   b. Drip protection is placed under oil-containing equipment and is not oversaturated
   c. The drip protection needs replacement
   d. None of the above



5. In the State of Hawaii, anything that enters a storm drain inlet will end up in the ocean without treatment.
   a. True
   b. False

6. You can help to reduce nutrient pollution by:
   a. Cutting down fertilizer and pesticide use
   b. Using phosphate-free detergents, soaps, and cleaners
   c. Properly disposing of landscaping debris
   d. All of the above

7. Which of the following are good examples of BMPs?
   a. Wash equipment over storm drains
   b. Keep trash bins open all day
   c. Place spill kits in high risk areas
   d. All of the above

8. Low impact development is a type of post-construction BMP.
   a. True
   ~~b. False~~

9. The first step of spill response is to:
   a. Complete the required report
   b. Assess the risk
   c. Confine the spill
   d. Stop the source
   e. Select PPE

10. An environmental violation may lead to criminal penalties.
    a. True
    b. False

Please provide your comments here:

"Mālama i ke awa kai" - Protect Our Harbor Waters

2019 HDOT Harbors Tenant Training Questionnaire

Name: Nicole Garganza Tergan **Company:** Pacific Shipyards Int. **Date:** 8/22/19

1. An illicit discharge is:
   a. Condensate from AC system
   b. Rain water runoff
   c. A non-stormwater discharge that poses a risk to the environment
   d. None of the above

2. Which of the following are not permitted to be discharged into the storm drain?
   a. Equipment washing water
   b. Fish entrails and spilled chemicals
   c. Petroleum and paint products
   d. All of the above

3. What is required when an illicit discharge is suspected at your harbor?
   a. If on Oahu, call Harbor Traffic Control Unit at (808) 587-2076
   b. Call Harbors Environmental Hotline at (808) 587-1962
   c. None of your business
   d. a or b

4. The picture below shows a good example of a BMP because:
   a. The equipment is stored outdoors
   b. Drip protection is placed under oil-containing equipment and is not oversaturated
   c. The drip protection needs replacement
   d. None of the above

5. In the State of Hawaii, anything that enters a storm drain inlet will end up in the ocean without treatment.
   a. True
   b. False

6. You can help to reduce nutrient pollution by:
   a. Cutting down fertilizer and pesticide use
   b. Using phosphate-free detergents, soaps, and cleaners
   c. Properly disposing of landscaping debris
   d. All of the above

7. Which of the following are good examples of BMPs?
   a. Wash equipment over storm drains
   b. Keep trash bins open all day
   c. Place spill kits in high risk areas
   d. All of the above

8. Low impact development is a type of post-construction BMP.
   a. True
   b. False

9. The first step of spill response is to:
   a. Complete the required report
   b. Assess the risk
   c. Confine the spill
   d. Stop the source
   e. Select PPE

10. An environmental violation may lead to criminal penalties.
    a. True
    b. False

Please provide your comments here:

"Mālama i ke awa kai" - Protect Our Harbor Waters

2019 HDOT Harbors Tenant Training Questionnaire

Name: Rin Kusaka **Company:** Toell USA **Date:** 8/22/19

1. An illicit discharge is:
   a. Condensate from AC system
   b. Rain water runoff
   c. A non-stormwater discharge that poses a risk to the environment
   d. None of the above

2. Which of the following are not permitted to be discharged into the storm drain?
   a. Equipment washing water
   b. Fish entrails and spilled chemicals
   c. Petroleum and paint products
   d. All of the above

3. What is required when an illicit discharge is suspected at your harbor?
   a. If on Oahu, call Harbor Traffic Control Unit at (808) 587-2076
   b. Call Harbors Environmental Hotline at (808) 587-1962
   c. None of your business
   d. a or b

4. The picture below shows a good example of a BMP because:
   a. The equipment is stored outdoors
   b. Drip protection is placed under oil-containing equipment and is not oversaturated
   c. The drip protection needs replacement
   d. None of the above

5. In the State of Hawaii, anything that enters a storm drain inlet will end up in the ocean without treatment.
   a. True
   b. False

6. You can help to reduce nutrient pollution by:
   a. Cutting down fertilizer and pesticide use
   b. Using phosphate-free detergents, soaps, and cleaners
   c. Properly disposing of landscaping debris
   d. All of the above

7. Which of the following are good examples of BMPs?
   a. Wash equipment over storm drains
   b. Keep trash bins open all day
   c. Place spill kits in high risk areas
   d. All of the above

8. Low impact development is a type of post-construction BMP.
   a. True
   b. False

9. The first step of spill response is to:
   a. Complete the required report
   b. Assess the risk
   c. Confine the spill
   d. Stop the source
   e. Select PPE

10. An environmental violation may lead to criminal penalties.
    a. True
    b. False

Please provide your comments here:

"Mālama i ke awa kai" - Protect Our Harbor Waters

2019 HDOT Harbors Tenant Training Questionnaire

Name: Ronald Chun **Company:** Honolulu Marathon **Date:** 8/22/19

1. An illicit discharge is:
   a. Condensate from AC system
   b. Rain water runoff
   c. A non-stormwater discharge that poses a risk to the environment
   d. None of the above

2. Which of the following are not permitted to be discharged into the storm drain?
   a. Equipment washing water
   b. Fish entrails and spilled chemicals
   c. Petroleum and paint products
   d. All of the above

3. What is required when an illicit discharge is suspected at your harbor?
   a. If on Oahu, call Harbor Traffic Control Unit at (808) 587-2076
   b. Call Harbors Environmental Hotline at (808) 587-1962
   c. None of your business
   d. a or b

4. The picture below shows a good example of a BMP because:
   a. The equipment is stored outdoors
   b. Drip protection is placed under oil-containing equipment and is not oversaturated
   c. The drip protection needs replacement
   d. None of the above



5. In the State of Hawaii, anything that enters a storm drain inlet will end up in the ocean without treatment.
   a. True
   b. False

6. You can help to reduce nutrient pollution by:
   a. Cutting down fertilizer and pesticide use
   b. Using phosphate-free detergents, soaps, and cleaners
   c. Properly disposing of landscaping debris
   d. All of the above

7. Which of the following are good examples of BMPs?
   a. Wash equipment over storm drains
   b. Keep trash bins open all day
   c. Place spill kits in high risk areas
   d. All of the above

8. Low impact development is a type of post-construction BMP.
   a. True
   b. False

9. The first step of spill response is to:
   a. Complete the required report
   b. Assess the risk
   c. Confine the spill
   d. Stop the source
   e. Select PPE

10. An environmental violation may lead to criminal penalties.
    a. True
    b. False

Please provide your comments here:

Presentation Informative & well done.

"Mālama i ke awa kai" - Protect Our Harbor Waters

2019 HDOT Harbors Tenant Training Questionnaire

Name: JJ Johnson **Company:** Honolulu Marathon **Date:** 22 Aug 2019

1. An illicit discharge is:
   a. Condensate from AC system
   b. Rain water runoff
   c. A non-stormwater discharge that poses a risk to the environment
   d. None of the above

2. Which of the following are not permitted to be discharged into the storm drain?
   a. Equipment washing water
   b. Fish entrails and spilled chemicals
   c. Petroleum and paint products
   d. All of the above

3. What is required when an illicit discharge is suspected at your harbor?
   a. If on Oahu, call Harbor Traffic Control Unit at (808) 587-2076
   b. Call Harbors Environmental Hotline at (808) 587-1962
   c. None of your business
   d. a or b

4. The picture below shows a good example of a BMP because:
   a. The equipment is stored outdoors
   b. Drip protection is placed under oil-containing equipment and is not oversaturated
   c. The drip protection needs replacement
   d. None of the above

5. In the State of Hawaii, anything that enters a storm drain inlet will end up in the ocean without treatment.
   a. True
   b. False

6. You can help to reduce nutrient pollution by:
   a. Cutting down fertilizer and pesticide use
   b. Using phosphate-free detergents, soaps, and cleaners
   c. Properly disposing of landscaping debris
   d. All of the above

7. Which of the following are good examples of BMPs?
   a. Wash equipment over storm drains
   b. Keep trash bins open all day
   c. Place spill kits in high risk areas
   d. All of the above

8. Low impact development is a type of post-construction BMP.
   a. True
   b. False

9. The first step of spill response is to:
   a. Complete the required report
   b. Assess the risk
   c. Confine the spill
   d. Stop the source
   e. Select PPE

10. An environmental violation may lead to criminal penalties.
    a. True
    b. False

Please provide your comments here:

"Mālama i ke awa kai" - Protect Our Harbor Waters

2019 HDOT Harbors Tenant Training Questionnaire

Name: Weston Yap **Company:** Fresh Island Fish Co. Inc. **Date:** 8/22/19

1. An illicit discharge is:
   a. Condensate from AC system
   b. Rain water runoff
   c. A non-stormwater discharge that poses a risk to the environment
   d. None of the above

2. Which of the following are not permitted to be discharged into the storm drain?
   a. Equipment washing water
   b. Fish entrails and spilled chemicals
   c. Petroleum and paint products
   d. All of the above

3. What is required when an illicit discharge is suspected at your harbor?
   a. If on Oahu, call Harbor Traffic Control Unit at (808) 587-2076
   b. Call Harbors Environmental Hotline at (808) 587-1962
   c. None of your business
   d. a or b

4. The picture below shows a good example of a BMP because:
   a. The equipment is stored outdoors
   b. Drip protection is placed under oil-containing equipment and is not oversaturated
   c. The drip protection needs replacement
   d. None of the above



5. In the State of Hawaii, anything that enters a storm drain inlet will end up in the ocean without treatment.
   a. True
   b. False

6. You can help to reduce nutrient pollution by:
   a. Cutting down fertilizer and pesticide use
   b. Using phosphate-free detergents, soaps, and cleaners
   c. Properly disposing of landscaping debris
   d. All of the above

7. Which of the following are good examples of BMPs?
   a. Wash equipment over storm drains
   b. Keep trash bins open all day
   c. Place spill kits in high risk areas
   d. All of the above

8. Low impact development is a type of post-construction BMP.
   a. True
   b. False

9. The first step of spill response is to:
   a. Complete the required report
   b. Assess the risk
   c. Confine the spill
   d. Stop the source
   e. Select PPE

10. An environmental violation may lead to criminal penalties.
    a. True
    b. False

Please provide your comments here:
What are the ideal components of a spill kit?
I'll inspect ours today.

"Mālama i ke awa kai" - Protect Our Harbor Waters

2019 HDOT Harbors Tenant Training Questionnaire

Name: Ali Wang **Company:** Inchcape Shipping **Date:** 8/22/19

1. An illicit discharge is:
   a. Condensate from AC system
   b. Rain water runoff
   c. A non-stormwater discharge that poses a risk to the environment
   d. None of the above

2. Which of the following are not permitted to be discharged into the storm drain?
   a. Equipment washing water
   b. Fish entrails and spilled chemicals
   c. Petroleum and paint products
   d. All of the above

3. What is required when an illicit discharge is suspected at your harbor?
   a. If on Oahu, call Harbor Traffic Control Unit at (808) 587-2076
   b. Call Harbors Environmental Hotline at (808) 587-1962
   c. None of your business
   d. a or b

4. The picture below shows a good example of a BMP because:
   a. The equipment is stored outdoors
   b. Drip protection is placed under oil-containing equipment and is not oversaturated
   c. The drip protection needs replacement
   d. None of the above



5. In the State of Hawaii, anything that enters a storm drain inlet will end up in the ocean without treatment.
   a. True
   b. False

6. You can help to reduce nutrient pollution by:
   a. Cutting down fertilizer and pesticide use
   b. Using phosphate-free detergents, soaps, and cleaners
   c. Properly disposing of landscaping debris
   d. All of the above

7. Which of the following are good examples of BMPs?
   a. Wash equipment over storm drains
   b. Keep trash bins open all day
   c. Place spill kits in high risk areas
   d. All of the above

8. Low impact development is a type of post-construction BMP.
   a. True
   b. False

9. The first step of spill response is to:
   a. Complete the required report
   b. Assess the risk
   c. Confine the spill
   d. Stop the source
   e. Select PPE

10. An environmental violation may lead to criminal penalties.
    a. True
    b. False

Please provide your comments here:

"Mālama i ke awa kai" - Protect Our Harbor Waters

2019 HDOT Harbors Tenant Training Questionnaire

Name: Rodney Yee **Company:** Pioneer Machinery **Date:** 8/22/19

1. An illicit discharge is:
   a. Condensate from AC system
   b. Rain water runoff
   c. A non-stormwater discharge that poses a risk to the environment
   d. None of the above

2. Which of the following are not permitted to be discharged into the storm drain?
   a. Equipment washing water
   b. Fish entrails and spilled chemicals
   c. Petroleum and paint products
   d. All of the above

3. What is required when an illicit discharge is suspected at your harbor?
   a. If on Oahu, call Harbor Traffic Control Unit at (808) 587-2076
   b. Call Harbors Environmental Hotline at (808) 587-1962
   c. None of your business
   d. a or b

4. The picture below shows a good example of a BMP because:
   a. The equipment is stored outdoors
   b. Drip protection is placed under oil-containing equipment and is not oversaturated
   c. The drip protection needs replacement
   d. None of the above

5. In the State of Hawaii, anything that enters a storm drain inlet will end up in the ocean without treatment.
   a. True
   b. False

6. You can help to reduce nutrient pollution by:
   a. Cutting down fertilizer and pesticide use
   b. Using phosphate-free detergents, soaps, and cleaners
   c. Properly disposing of landscaping debris
   d. All of the above

7. Which of the following are good examples of BMPs?
   a. Wash equipment over storm drains
   b. Keep trash bins open all day
   c. Place spill kits in high risk areas
   d. All of the above

8. Low impact development is a type of post-construction BMP.
   a. True
   b. False

9. The first step of spill response is to:
   a. Complete the required report
   b. Assess the risk
   c. Confine the spill
   d. Stop the source
   e. Select PPE

10. An environmental violation may lead to criminal penalties.
    a. True
    b. False

Please provide your comments here:

"Mālama i ke awa kai" - Protect Our Harbor Waters

2019 HDOT Harbors Tenant Training Questionnaire

Name: Emily Phan **Company:** MC&A **Date:** 8/22/19

1. An illicit discharge is:
   a. Condensate from AC system
   b. Rain water runoff
   c. A non-stormwater discharge that poses a risk to the environment
   d. None of the above

2. Which of the following are not permitted to be discharged into the storm drain?
   a. Equipment washing water
   b. Fish entrails and spilled chemicals
   c. Petroleum and paint products
   d. All of the above

3. What is required when an illicit discharge is suspected at your harbor?
   a. If on Oahu, call Harbor Traffic Control Unit at (808) 587-2076
   b. Call Harbors Environmental Hotline at (808) 587-1962
   c. None of your business
   d. a or b

4. The picture below shows a good example of a BMP because:
   a. The equipment is stored outdoors
   b. Drip protection is placed under oil-containing equipment and is not oversaturated
   c. The drip protection needs replacement
   d. None of the above

5. In the State of Hawaii, anything that enters a storm drain inlet will end up in the ocean without treatment.
   a. True
   b. False

6. You can help to reduce nutrient pollution by:
   a. Cutting down fertilizer and pesticide use
   b. Using phosphate-free detergents, soaps, and cleaners
   c. Properly disposing of landscaping debris
   d. All of the above

7. Which of the following are good examples of BMPs?
   a. Wash equipment over storm drains
   b. Keep trash bins open all day
   c. Place spill kits in high risk areas
   d. All of the above

8. Low impact development is a type of post-construction BMP.
   a. True
   b. False

9. The first step of spill response is to:
   a. Complete the required report
   b. Assess the risk
   c. Confine the spill
   d. Stop the source
   e. Select PPE

10. An environmental violation may lead to criminal penalties.
    a. True
    b. False

Please provide your comments here:

"Mālama i ke awa kai" - Protect Our Harbor Waters

2019 HDOT Harbors Tenant Training Questionnaire

Name: Jacob Nelson **Company:** Sea Engineering **Date:** 8-22-19

1. An illicit discharge is:
   a. Condensate from AC system
   b. Rain water runoff
   c. A non-stormwater discharge that poses a risk to the environment
   d. None of the above

2. Which of the following are not permitted to be discharged into the storm drain?
   a. Equipment washing water
   b. Fish entrails and spilled chemicals
   c. Petroleum and paint products
   d. All of the above

3. What is required when an illicit discharge is suspected at your harbor?
   a. If on Oahu, call Harbor Traffic Control Unit at (808) 587-2076
   b. Call Harbors Environmental Hotline at (808) 587-1962
   c. None of your business
   d. a or b

4. The picture below shows a good example of a BMP because:
   a. The equipment is stored outdoors
   b. Drip protection is placed under oil-containing equipment and is not oversaturated
   c. The drip protection needs replacement
   d. None of the above

5. In the State of Hawaii, anything that enters a storm drain inlet will end up in the ocean without treatment.
   a. True
   b. False

6. You can help to reduce nutrient pollution by:
   a. Cutting down fertilizer and pesticide use
   b. Using phosphate-free detergents, soaps, and cleaners
   c. Properly disposing of landscaping debris
   d. All of the above

7. Which of the following are good examples of BMPs?
   a. Wash equipment over storm drains
   b. Keep trash bins open all day
   c. Place spill kits in high risk areas
   d. All of the above

8. Low impact development is a type of post-construction BMP.
   a. True
   b. False

9. The first step of spill response is to:
   a. Complete the required report
   b. Assess the risk
   c. Confine the spill
   d. Stop the source
   e. Select PPE

10. An environmental violation may lead to criminal penalties.
    a. True
    b. False

Please provide your comments here:

"Mālama i ke awa kai" - Protect Our Harbor Waters

2019 HDOT Harbors Tenant Training Questionnaire

Name: Kyle Hirano **Company:** Jas. W. Glover, Ltd. **Date:** 8/22/19

1. An illicit discharge is:
   a. Condensate from AC system
   b. Rain water runoff
   c. A non-stormwater discharge that poses a risk to the environment
   d. None of the above

2. Which of the following are not permitted to be discharged into the storm drain?
   a. Equipment washing water
   b. Fish entrails and spilled chemicals
   c. Petroleum and paint products
   d. All of the above

3. What is required when an illicit discharge is suspected at your harbor?
   a. If on Oahu, call Harbor Traffic Control Unit at (808) 587-2076
   b. Call Harbors Environmental Hotline at (808) 587-1962
   c. None of your business
   d. a or b

4. The picture below shows a good example of a BMP because:
   a. The equipment is stored outdoors
   b. Drip protection is placed under oil-containing equipment and is not oversaturated
   c. The drip protection needs replacement
   d. None of the above

5. In the State of Hawaii, anything that enters a storm drain inlet will end up in the ocean without treatment.
   a. True
   b. False

6. You can help to reduce nutrient pollution by:
   a. Cutting down fertilizer and pesticide use
   b. Using phosphate-free detergents, soaps, and cleaners
   c. Properly disposing of landscaping debris
   d. All of the above

7. Which of the following are good examples of BMPs?
   a. Wash equipment over storm drains
   b. Keep trash bins open all day
   c. Place spill kits in high risk areas
   d. All of the above

8. Low impact development is a type of post-construction BMP.
   a. True
   b. False

9. The first step of spill response is to:
   a. Complete the required report
   b. Assess the risk
   c. Confine the spill
   d. Stop the source
   e. Select PPE

10. An environmental violation may lead to criminal penalties.
    a. True
    b. False

Please provide your comments here:

"Mālama i ke awa kai" - Protect Our Harbor Waters

2019 HDOT Harbors Tenant Training Questionnaire

Name: Bryan Asari **Company:** Matson **Date:** 8/22/19

1. An illicit discharge is:
   a. Condensate from AC system
   b. Rain water runoff
   c. A non-stormwater discharge that poses a risk to the environment
   d. None of the above

2. Which of the following are not permitted to be discharged into the storm drain?
   a. Equipment washing water
   b. Fish entrails and spilled chemicals
   c. Petroleum and paint products
   d. All of the above

3. What is required when an illicit discharge is suspected at your harbor?
   a. If on Oahu, call Harbor Traffic Control Unit at (808) 587-2076
   b. Call Harbors Environmental Hotline at (808) 587-1962
   c. None of your business
   d. a or b

4. The picture below shows a good example of a BMP because:
   a. The equipment is stored outdoors
   b. Drip protection is placed under oil-containing equipment and is not oversaturated
   c. The drip protection needs replacement
   d. None of the above

5. In the State of Hawaii, anything that enters a storm drain inlet will end up in the ocean without treatment.
   a. True
   b. False

6. You can help to reduce nutrient pollution by:
   a. Cutting down fertilizer and pesticide use
   b. Using phosphate-free detergents, soaps, and cleaners
   c. Properly disposing of landscaping debris
   d. All of the above

7. Which of the following are good examples of BMPs?
   a. Wash equipment over storm drains
   b. Keep trash bins open all day
   c. Place spill kits in high risk areas
   d. All of the above

8. Low impact development is a type of post-construction BMP.
   a. True
   b. False

9. The first step of spill response is to:
   a. Complete the required report
   b. Assess the risk
   c. Confine the spill
   d. Stop the source
   e. Select PPE

10. An environmental violation may lead to criminal penalties.
    a. True
    b. False

Please provide your comments here:

"Mālama i ke awa kai" - Protect Our Harbor Waters

2019 HDOT Harbors Tenant Training Questionnaire

Name: DANE WHITTEN **Company:** HAWAIIAN CEMENT **Date:** 8/22/19

1. An illicit discharge is:
   a. Condensate from AC system
   b. Rain water runoff
   c. A non-stormwater discharge that poses a risk to the environment
   d. None of the above

2. Which of the following are not permitted to be discharged into the storm drain?
   a. Equipment washing water
   b. Fish entrails and spilled chemicals
   c. Petroleum and paint products
   d. All of the above

3. What is required when an illicit discharge is suspected at your harbor?
   a. If on Oahu, call Harbor Traffic Control Unit at (808) 587-2076
   b. Call Harbors Environmental Hotline at (808) 587-1962
   c. None of your business
   d. a or b

4. The picture below shows a good example of a BMP because:
   a. The equipment is stored outdoors
   b. Drip protection is placed under oil-containing equipment and is not oversaturated
   c. The drip protection needs replacement
   d. None of the above

5. In the State of Hawaii, anything that enters a storm drain inlet will end up in the ocean without treatment.
   a. True
   b. False

6. You can help to reduce nutrient pollution by:
   a. Cutting down fertilizer and pesticide use
   b. Using phosphate-free detergents, soaps, and cleaners
   c. Properly disposing of landscaping debris
   d. All of the above

7. Which of the following are good examples of BMPs?
   a. Wash equipment over storm drains
   b. Keep trash bins open all day
   c. Place spill kits in high risk areas
   d. All of the above

8. Low impact development is a type of post-construction BMP.
   a. True
   b. False

9. The first step of spill response is to:
   a. Complete the required report
   b. Assess the risk OK!
   c. Confine the spill DEBATEABLE
   d. Stop the source
   e. Select PPE

10. An environmental violation may lead to criminal penalties.
    a. True
    b. False

Please provide your comments here:

AWARDS SHOULD GO TO A COMPANY AND NOT AN INDIVIDUAL 100% PARTICIPATION IS REQUIRED TO SUCCEED!

"Mālama i ke awa kai" - Protect Our Harbor Waters

2019 HDOT Harbors Tenant Training Questionnaire

Name: Jearrette Sauta **Company:** GLP Asphalt Hawaii **Date:** 8/22/19

1. An illicit discharge is:
   a. Condensate from AC system
   b. Rain water runoff
   c. A non-stormwater discharge that poses a risk to the environment
   d. None of the above

2. Which of the following are not permitted to be discharged into the storm drain?
   a. Equipment washing water
   b. Fish entrails and spilled chemicals
   c. Petroleum and paint products
   d. All of the above

3. What is required when an illicit discharge is suspected at your harbor?
   a. If on Oahu, call Harbor Traffic Control Unit at (808) 587-2076
   b. Call Harbors Environmental Hotline at (808) 587-1962
   c. None of your business
   d. a or b

4. The picture below shows a good example of a BMP because:
   a. The equipment is stored outdoors
   b. Drip protection is placed under oil-containing equipment and is not oversaturated
   c. The drip protection needs replacement
   d. None of the above

5. In the State of Hawaii, anything that enters a storm drain inlet will end up in the ocean without treatment.
   a. True
   b. False

6. You can help to reduce nutrient pollution by:
   a. Cutting down fertilizer and pesticide use
   b. Using phosphate-free detergents, soaps, and cleaners
   c. Properly disposing of landscaping debris
   d. All of the above

7. Which of the following are good examples of BMPs?
   a. Wash equipment over storm drains
   b. Keep trash bins open all day
   c. Place spill kits in high risk areas
   d. All of the above

8. Low impact development is a type of post-construction BMP.
   a. True
   b. False

9. The first step of spill response is to:
   a. Complete the required report
   b. Assess the risk
   c. Confine the spill
   d. Stop the source
   e. Select PPE

10. An environmental violation may lead to criminal penalties.
    a. True
    b. False

Please provide your comments here: great training course. much needed important information.

"Mālama i ke awa kai" - Protect Our Harbor Waters

2019 HDOT Harbors Tenant Training Questionnaire

Name: Richard Bautista **Company:** Asphalt Hawaii **Date:** 8/22/19

1. An illicit discharge is:
   a. Condensate from AC system
   b. Rain water runoff
   c. A non-stormwater discharge that poses a risk to the environment
   d. None of the above

2. Which of the following are not permitted to be discharged into the storm drain?
   a. Equipment washing water
   b. Fish entrails and spilled chemicals
   c. Petroleum and paint products
   d. All of the above

3. What is required when an illicit discharge is suspected at your harbor?
   a. If on Oahu, call Harbor Traffic Control Unit at (808) 587-2076
   b. Call Harbors Environmental Hotline at (808) 587-1962
   c. None of your business
   d. a or b

4. The picture below shows a good example of a BMP because:
   a. The equipment is stored outdoors
   b. Drip protection is placed under oil-containing equipment and is not oversaturated
   c. The drip protection needs replacement
   d. None of the above



5. In the State of Hawaii, anything that enters a storm drain inlet will end up in the ocean without treatment.
   a. True
   b. False

6. You can help to reduce nutrient pollution by:
   a. Cutting down fertilizer and pesticide use
   b. Using phosphate-free detergents, soaps, and cleaners
   c. Properly disposing of landscaping debris
   d. All of the above

7. Which of the following are good examples of BMPs?
   a. Wash equipment over storm drains
   b. Keep trash bins open all day
   c. Place spill kits in high risk areas
   d. All of the above

8. Low impact development is a type of post-construction BMP.
   a. True
   b. False

9. The first step of spill response is to:
   a. Complete the required report
   b. Assess the risk
   c. Confine the spill
   d. Stop the source
   e. Select PPE

10. An environmental violation may lead to criminal penalties.
    a. True
    b. False

Please provide your comments here:

"Mālama i ke awa kai" - Protect Our Harbor Waters

2019 HDOT Harbors Tenant Training Questionnaire

Name: Stephen Sasaki **Company:** MATson **Date:** 8/22/19

1. An illicit discharge is:
   a. Condensate from AC system
   b. Rain water runoff
   c. A non-stormwater discharge that poses a risk to the environment
   d. None of the above

2. Which of the following are not permitted to be discharged into the storm drain?
   a. Equipment washing water
   b. Fish entrails and spilled chemicals
   c. Petroleum and paint products
   d. All of the above

3. What is required when an illicit discharge is suspected at your harbor?
   a. If on Oahu, call Harbor Traffic Control Unit at (808) 587-2076
   b. Call Harbors Environmental Hotline at (808) 587-1962
   c. None of your business
   d. a or b

4. The picture below shows a good example of a BMP because:
   a. The equipment is stored outdoors
   b. Drip protection is placed under oil-containing equipment and is not oversaturated
   c. The drip protection needs replacement
   d. None of the above

5. In the State of Hawaii, anything that enters a storm drain inlet will end up in the ocean without treatment.
   a. True
   b. False

6. You can help to reduce nutrient pollution by:
   a. Cutting down fertilizer and pesticide use
   b. Using phosphate-free detergents, soaps, and cleaners
   c. Properly disposing of landscaping debris
   d. All of the above

7. Which of the following are good examples of BMPs?
   a. Wash equipment over storm drains
   b. Keep trash bins open all day
   c. Place spill kits in high risk areas
   d. All of the above

8. Low impact development is a type of post-construction BMP.
   a. True
   b. False

9. The first step of spill response is to:
   a. Complete the required report
   b. Assess the risk
   c. Confine the spill
   d. Stop the source
   e. Select PPE

10. An environmental violation may lead to criminal penalties.
    a. True
    b. False

Please provide your comments here:

"Mālama i ke awa kai" - Protect Our Harbor Waters

2019 HDOT Harbors Tenant Training Questionnaire

Name: Freddie Dennis **Company:** Sause Bros. **Date:** 8/22/19

1. An illicit discharge is:
   a. Condensate from AC system
   b. Rain water runoff
   c. A non-stormwater discharge that poses a risk to the environment
   d. None of the above

2. Which of the following are not permitted to be discharged into the storm drain?
   a. Equipment washing water
   b. Fish entrails and spilled chemicals
   c. Petroleum and paint products
   d. All of the above

3. What is required when an illicit discharge is suspected at your harbor?
   a. If on Oahu, call Harbor Traffic Control Unit at (808) 587-2076
   b. Call Harbors Environmental Hotline at (808) 587-1962
   c. None of your business
   d. a or b

4. The picture below shows a good example of a BMP because:
   a. The equipment is stored outdoors
   b. Drip protection is placed under oil-containing equipment and is not oversaturated
   c. The drip protection needs replacement
   d. None of the above

5. In the State of Hawaii, anything that enters a storm drain inlet will end up in the ocean without treatment.
   a. True
   b. False

6. You can help to reduce nutrient pollution by:
   a. Cutting down fertilizer and pesticide use
   b. Using phosphate-free detergents, soaps, and cleaners
   c. Properly disposing of landscaping debris
   d. All of the above

7. Which of the following are good examples of BMPs?
   a. Wash equipment over storm drains
   b. Keep trash bins open all day
   c. Place spill kits in high risk areas
   d. All of the above

8. Low impact development is a type of post-construction BMP.
   a. True
   b. False

9. The first step of spill response is to:
   a. Complete the required report
   b. Assess the risk
   c. Confine the spill
   d. Stop the source
   e. Select PPE

10. An environmental violation may lead to criminal penalties.
    a. True
    b. False

Please provide your comments here: THANK YOU!

"Mālama i ke awa kai" - Protect Our Harbor Waters

2019 HDOT Harbors Tenant Training Questionnaire

Name: Ross Barnes **Company:** U.H. Marine Center **Date:** 8/22/19

1. An illicit discharge is:
   a. Condensate from AC system
   b. Rain water runoff
   c. A non-stormwater discharge that poses a risk to the environment
   d. None of the above

2. Which of the following are not permitted to be discharged into the storm drain?
   a. Equipment washing water
   b. Fish entrails and spilled chemicals
   c. Petroleum and paint products
   d. All of the above

3. What is required when an illicit discharge is suspected at your harbor?
   a. If on Oahu, call Harbor Traffic Control Unit at (808) 587-2076
   b. Call Harbors Environmental Hotline at (808) 587-1962
   c. None of your business
   d. a or b

4. The picture below shows a good example of a BMP because:
   a. The equipment is stored outdoors
   b. Drip protection is placed under oil-containing equipment and is not oversaturated
   c. The drip protection needs replacement
   d. None of the above

5. In the State of Hawaii, anything that enters a storm drain inlet will end up in the ocean without treatment.
   a. True
   b. False

6. You can help to reduce nutrient pollution by:
   a. Cutting down fertilizer and pesticide use
   b. Using phosphate-free detergents, soaps, and cleaners
   c. Properly disposing of landscaping debris
   d. All of the above

7. Which of the following are good examples of BMPs?
   a. Wash equipment over storm drains
   b. Keep trash bins open all day
   c. Place spill kits in high risk areas
   d. All of the above

8. Low impact development is a type of post-construction BMP.
   a. True
   b. False

9. The first step of spill response is to:
   a. Complete the required report
   b. Assess the risk
   c. Confine the spill
   d. Stop the source
   e. Select PPE

10. An environmental violation may lead to criminal penalties.
    a. True
    b. False

Please provide your comments here:

Training was great

"Mālama i ke awa kai" - Protect Our Harbor Waters

2019 HDOT Harbors Tenant Training Questionnaire

Name: KALI RICARDO **Company:** PENCO **Date:** 8/22/19

1. An illicit discharge is:
   a. Condensate from AC system
   b. Rain water runoff
   c. A non-stormwater discharge that poses a risk to the environment
   d. None of the above

2. Which of the following are not permitted to be discharged into the storm drain?
   a. Equipment washing water
   b. Fish entrails and spilled chemicals
   c. Petroleum and paint products
   d. All of the above

3. What is required when an illicit discharge is suspected at your harbor?
   a. If on Oahu, call Harbor Traffic Control Unit at (808) 587-2076
   b. Call Harbors Environmental Hotline at (808) 587-1962
   c. None of your business
   d. a or b

4. The picture below shows a good example of a BMP because:
   a. The equipment is stored outdoors
   b. Drip protection is placed under oil-containing equipment and is not oversaturated
   c. The drip protection needs replacement
   d. None of the above

5. In the State of Hawaii, anything that enters a storm drain inlet will end up in the ocean without treatment.
   a. True
   b. False

6. You can help to reduce nutrient pollution by:
   a. Cutting down fertilizer and pesticide use
   b. Using phosphate-free detergents, soaps, and cleaners
   c. Properly disposing of landscaping debris
   d. All of the above

7. Which of the following are good examples of BMPs?
   a. Wash equipment over storm drains
   b. Keep trash bins open all day
   c. Place spill kits in high risk areas
   d. All of the above

8. Low impact development is a type of post-construction BMP.
   a. True
   b. False

9. The first step of spill response is to:
   a. Complete the required report
   b. Assess the risk
   c. Confine the spill
   d. Stop the source
   e. Select PPE

10. An environmental violation may lead to criminal penalties.
    a. True
    b. False

Please provide your comments here:

"Mālama i ke awa kai" - Protect Our Harbor Waters

2019 HDOT Harbors Tenant Training Questionnaire

Name: Guy Hicks **Company:** Paradise Cruise **Date:** 9/18/19

1. An illicit discharge is:
   a. Condensate from AC system
   b. Rain water runoff
   c. A non-stormwater discharge that poses a risk to the environment
   d. None of the above

2. Which of the following are not permitted to be discharged into the storm drain?
   a. Equipment washing water
   b. Fish entrails and spilled chemicals
   c. Petroleum and paint products
   d. All of the above

3. What is required when an illicit discharge is suspected at your harbor?
   a. If on Oahu, call Harbor Traffic Control Unit at (808) 587-2076
   b. Call Harbors Environmental Hotline at (808) 587-1962
   c. None of your business
   d. a or b

4. The picture below shows a good example of a BMP because:
   a. The equipment is stored outdoors
   b. Drip protection is placed under oil-containing equipment and is not oversaturated
   c. The drip protection needs replacement
   d. None of the above

5. In the State of Hawaii, anything that enters a storm drain inlet will end up in the ocean without treatment.
   a. True
   b. False

6. You can help to reduce nutrient pollution by:
   a. Cutting down fertilizer and pesticide use
   b. Using phosphate-free detergents, soaps, and cleaners
   c. Properly disposing of landscaping debris
   d. All of the above

7. Which of the following are good examples of BMPs?
   a. Wash equipment over storm drains
   b. Keep trash bins open all day
   c. Place spill kits in high risk areas
   d. All of the above

8. Low impact development is a type of post-construction BMP.
   a. True
   b. False

9. The first step of spill response is to:
   a. Complete the required report
   b. Assess the risk
   c. Confine the spill
   d. Stop the source
   e. Select PPE

10. An environmental violation may lead to criminal penalties.
    a. True
    b. False

Please provide your comments here:

"Mālama i ke awa kai" - Protect Our Harbor Waters

2019 HDOT Harbors Tenant Training Questionnaire

Name: David Zeidler **Company:** AES Hawaii Kalaeloa **Date:** 9-18-19

1. An illicit discharge is:
   a. Condensate from AC system
   b. Rain water runoff
   c. A non-stormwater discharge that poses a risk to the environment
   d. None of the above

2. Which of the following are not permitted to be discharged into the storm drain?
   a. Equipment washing water
   b. Fish entrails and spilled chemicals
   c. Petroleum and paint products
   d. All of the above

3. What is required when an illicit discharge is suspected at your harbor?
   a. If on Oahu, call Harbor Traffic Control Unit at (808) 587-2076
   b. Call Harbors Environmental Hotline at (808) 587-1962
   c. None of your business
   d. a or b

4. The picture below shows a good example of a BMP because:
   a. The equipment is stored outdoors
   b. Drip protection is placed under oil-containing equipment and is not oversaturated
   c. The drip protection needs replacement
   d. None of the above

5. In the State of Hawaii, anything that enters a storm drain inlet will end up in the ocean without treatment.
   a. True
   b. False

6. You can help to reduce nutrient pollution by:
   a. Cutting down fertilizer and pesticide use
   b. Using phosphate-free detergents, soaps, and cleaners
   c. Properly disposing of landscaping debris
   d. All of the above

7. Which of the following are good examples of BMPs?
   a. Wash equipment over storm drains
   b. Keep trash bins open all day
   c. Place spill kits in high risk areas
   d. All of the above

8. Low impact development is a type of post-construction BMP.
   a. True
   b. False

9. The first step of spill response is to:
   a. Complete the required report
   b. Assess the risk
   c. Confine the spill
   d. Stop the source
   e. Select PPE

10. An environmental violation may lead to criminal penalties.
    a. True
    b. False

Please provide your comments here:

"Mālama i ke awa kai" - Protect Our Harbor Waters

2019 HDOT Harbors Tenant Training Questionnaire

Name: James Nixon **Company:** Paradise Cruises **Date:** 9/18/19

1. An illicit discharge is:
   a. Condensate from AC system
   b. Rain water runoff
   c. A non-stormwater discharge that poses a risk to the environment
   d. None of the above

2. Which of the following are not permitted to be discharged into the storm drain?
   a. Equipment washing water
   b. Fish entrails and spilled chemicals
   c. Petroleum and paint products
   d. All of the above

3. What is required when an illicit discharge is suspected at your harbor?
   a. If on Oahu, call Harbor Traffic Control Unit at (808) 587-2076
   b. Call Harbors Environmental Hotline at (808) 587-1962
   c. None of your business
   d. a or b

4. The picture below shows a good example of a BMP because:
   a. The equipment is stored outdoors
   b. Drip protection is placed under oil-containing equipment and is not oversaturated
   c. The drip protection needs replacement
   d. None of the above

5. In the State of Hawaii, anything that enters a storm drain inlet will end up in the ocean without treatment.
   a. True
   b. False

6. You can help to reduce nutrient pollution by:
   a. Cutting down fertilizer and pesticide use
   b. Using phosphate-free detergents, soaps, and cleaners
   c. Properly disposing of landscaping debris
   d. All of the above

7. Which of the following are good examples of BMPs?
   a. Wash equipment over storm drains
   b. Keep trash bins open all day
   c. Place spill kits in high risk areas
   d. All of the above

8. Low impact development is a type of post-construction BMP.
   a. True
   b. False

9. The first step of spill response is to:
   a. Complete the required report
   b. Assess the risk
   c. Confine the spill
   d. Stop the source
   e. Select PPE

10. An environmental violation may lead to criminal penalties.
    a. True
    b. False

Please provide your comments here:

"Mālama i ke awa kai" - Protect Our Harbor Waters

2019 HDOT Harbors Tenant Training Questionnaire

Name: Michael Watanabe **Company:** C&C of Honolulu **Date:** 9/18/19

1. An illicit discharge is:
   a. Condensate from AC system
   b. Rain water runoff
   c. A non-stormwater discharge that poses a risk to the environment
   d. None of the above

2. Which of the following are not permitted to be discharged into the storm drain?
   a. Equipment washing water
   b. Fish entrails and spilled chemicals
   c. Petroleum and paint products
   d. All of the above

3. What is required when an illicit discharge is suspected at your harbor?
   a. If on Oahu, call Harbor Traffic Control Unit at (808) 587-2076
   b. Call Harbors Environmental Hotline at (808) 587-1962
   c. None of your business
   d. a or b

4. The picture below shows a good example of a BMP because:
   a. The equipment is stored outdoors
   b. Drip protection is placed under oil-containing equipment and is not oversaturated
   c. The drip protection needs replacement
   d. None of the above



5. In the State of Hawaii, anything that enters a storm drain inlet will end up in the ocean without treatment.
   a. True
   b. False

6. You can help to reduce nutrient pollution by:
   a. Cutting down fertilizer and pesticide use
   b. Using phosphate-free detergents, soaps, and cleaners
   c. Properly disposing of landscaping debris
   d. All of the above

7. Which of the following are good examples of BMPs?
   a. Wash equipment over storm drains
   b. Keep trash bins open all day
   c. Place spill kits in high risk areas
   d. All of the above

8. Low impact development is a type of post-construction BMP.
   a. True
   b. False

9. The first step of spill response is to:
   a. Complete the required report
   b. Assess the risk
   c. Confine the spill
   d. Stop the source
   e. Select PPE

10. An environmental violation may lead to criminal penalties.
    a. True
    b. False

Please provide your comments here:

"Mālama i ke awa kai" - Protect Our Harbor Waters

2019 HDOT Harbors Tenant Training Questionnaire

Name: Albert **Company:** Albert's Towing **Date:** 9/18/9

1. An illicit discharge is:
   a. Condensate from AC system
   b. Rain water runoff
   c. A non-stormwater discharge that poses a risk to the environment
   d. None of the above

2. Which of the following are not permitted to be discharged into the storm drain?
   a. Equipment washing water
   b. Fish entrails and spilled chemicals
   c. Petroleum and paint products
   d. All of the above

3. What is required when an illicit discharge is suspected at your harbor?
   a. If on Oahu, call Harbor Traffic Control Unit at (808) 587-2076
   b. Call Harbors Environmental Hotline at (808) 587-1962
   c. None of your business
   d. a or b

4. The picture below shows a good example of a BMP because:
   a. The equipment is stored outdoors
   b. Drip protection is placed under oil-containing equipment and is not oversaturated
   c. The drip protection needs replacement
   d. None of the above

5. In the State of Hawaii, anything that enters a storm drain inlet will end up in the ocean without treatment.
   a. True
   b. False

6. You can help to reduce nutrient pollution by:
   a. Cutting down fertilizer and pesticide use
   b. Using phosphate-free detergents, soaps, and cleaners
   c. Properly disposing of landscaping debris
   d. All of the above

7. Which of the following are good examples of BMPs?
   a. Wash equipment over storm drains
   b. Keep trash bins open all day
   c. Place spill kits in high risk areas
   d. All of the above

8. Low impact development is a type of post-construction BMP.
   a. True
   b. False

9. The first step of spill response is to:
   a. Complete the required report
   b. Assess the risk
   c. Confine the spill
   d. Stop the source
   e. Select PPE

10. An environmental violation may lead to criminal penalties.
    a. True
    b. False

Please provide your comments here: should tell us there was a test.

"Mālama i ke awa kai" - Protect Our Harbor Waters

2019 HDOT Harbors Tenant Training Questionnaire

Name: Francis "Rocky" Silva **Company:** Albert's Towing **Date:** 9-18-19

1. An illicit discharge is:
   a. Condensate from AC system
   b. Rain water runoff
   c. A non-stormwater discharge that poses a risk to the environment
   d. None of the above

2. Which of the following are not permitted to be discharged into the storm drain?
   a. Equipment washing water
   b. Fish entrails and spilled chemicals
   c. Petroleum and paint products
   d. All of the above

3. What is required when an illicit discharge is suspected at your harbor?
   a. If on Oahu, call Harbor Traffic Control Unit at (808) 587-2076
   b. Call Harbors Environmental Hotline at (808) 587-1962
   c. None of your business
   d. a or b

4. The picture below shows a good example of a BMP because:
   a. The equipment is stored outdoors
   b. Drip protection is placed under oil-containing equipment and is not oversaturated
   c. The drip protection needs replacement
   d. None of the above

5. In the State of Hawaii, anything that enters a storm drain inlet will end up in the ocean without treatment.
   a. True
   b. False

6. You can help to reduce nutrient pollution by:
   a. Cutting down fertilizer and pesticide use
   b. Using phosphate-free detergents, soaps, and cleaners
   c. Properly disposing of landscaping debris
   d. All of the above

7. Which of the following are good examples of BMPs?
   a. Wash equipment over storm drains
   b. Keep trash bins open all day
   c. Place spill kits in high risk areas
   d. All of the above

8. Low impact development is a type of post-construction BMP.
   a. True
   b. False

9. The first step of spill response is to:
   a. Complete the required report
   b. Assess the risk
   c. Confine the spill
   d. Stop the source
   e. Select PPE

10. An environmental violation may lead to criminal penalties.
    a. True
    b. False

Please provide your comments here:

"Mālama i ke awa kai" - Protect Our Harbor Waters

2019 HDOT Harbors Tenant Training Questionnaire

Name: Kanoelani Hamilton **Company:** PM Autoworks INC. DBA All Island Automotive Towing **Date:** 09/18/2019

1. An illicit discharge is:
   a. Condensate from AC system
   b. Rain water runoff
   c. A non-stormwater discharge that poses a risk to the environment
   d. None of the above

2. Which of the following are not permitted to be discharged into the storm drain?
   a. Equipment washing water
   b. Fish entrails and spilled chemicals
   c. Petroleum and paint products
   d. All of the above

3. What is required when an illicit discharge is suspected at your harbor?
   a. If on Oahu, call Harbor Traffic Control Unit at (808) 587-2076
   b. Call Harbors Environmental Hotline at (808) 587-1962
   c. None of your business
   d. a or b

4. The picture below shows a good example of a BMP because:
   a. The equipment is stored outdoors
   b. Drip protection is placed under oil-containing equipment and is not oversaturated
   c. The drip protection needs replacement
   d. None of the above



5. In the State of Hawaii, anything that enters a storm drain inlet will end up in the ocean without treatment.
   a. True
   b. False

6. You can help to reduce nutrient pollution by:
   a. Cutting down fertilizer and pesticide use
   b. Using phosphate-free detergents, soaps, and cleaners
   c. Properly disposing of landscaping debris
   d. All of the above

7. Which of the following are good examples of BMPs?
   a. Wash equipment over storm drains
   b. Keep trash bins open all day
   c. Place spill kits in high risk areas
   d. All of the above

8. Low impact development is a type of post-construction BMP.
   a. True
   b. False

9. The first step of spill response is to:
   a. Complete the required report
   b. Assess the risk
   c. Confine the spill
   d. Stop the source
   e. Select PPE

10. An environmental violation may lead to criminal penalties.
    a. True
    b. False

Please provide your comments here:

"Mālama i ke awa kai" - Protect Our Harbor Waters

2019 HDOT Harbors Tenant Training Questionnaire

Name: Natalie **Company:** PETROSPECT INC. **Date:** 9/18/19

1. An illicit discharge is:
   a. Condensate from AC system
   b. Rain water runoff
   c. A non-stormwater discharge that poses a risk to the environment
   d. None of the above

2. Which of the following are not permitted to be discharged into the storm drain?
   a. Equipment washing water
   b. Fish entrails and spilled chemicals
   c. Petroleum and paint products
   d. All of the above

3. What is required when an illicit discharge is suspected at your harbor?
   a. If on Oahu, call Harbor Traffic Control Unit at (808) 587-2076
   b. Call Harbors Environmental Hotline at (808) 587-1962
   c. None of your business
   d. a or b

4. The picture below shows a good example of a BMP because:
   a. The equipment is stored outdoors
   b. Drip protection is placed under oil-containing equipment and is not oversaturated
   c. The drip protection needs replacement
   d. None of the above

5. In the State of Hawaii, anything that enters a storm drain inlet will end up in the ocean without treatment.
   a. True
   b. False

6. You can help to reduce nutrient pollution by:
   a. Cutting down fertilizer and pesticide use
   b. Using phosphate-free detergents, soaps, and cleaners
   c. Properly disposing of landscaping debris
   d. All of the above

7. Which of the following are good examples of BMPs?
   a. Wash equipment over storm drains
   b. Keep trash bins open all day
   c. Place spill kits in high risk areas
   d. All of the above

8. Low impact development is a type of post-construction BMP.
   a. True
   b. False

9. The first step of spill response is to:
   a. Complete the required report
   b. Assess the risk
   c. Confine the spill
   d. Stop the source
   e. Select PPE

10. An environmental violation may lead to criminal penalties.
    a. True
    b. False

Please provide your comments here:

"Mālama i ke awa kai" - Protect Our Harbor Waters

2019 HDOT Harbors Tenant Training Questionnaire

Name: KIM LU **Company:** VAK FISHERIES LLC **Date:** 9/18/19

1. An illicit discharge is:
   a. Condensate from AC system
   b. Rain water runoff
   c. A non-stormwater discharge that poses a risk to the environment
   d. None of the above

2. Which of the following are not permitted to be discharged into the storm drain?
   a. Equipment washing water
   b. Fish entrails and spilled chemicals
   c. Petroleum and paint products
   d. All of the above

3. What is required when an illicit discharge is suspected at your harbor?
   a. If on Oahu, call Harbor Traffic Control Unit at (808) 587-2076
   b. Call Harbors Environmental Hotline at (808) 587-1962
   c. None of your business
   d. a or b

4. The picture below shows a good example of a BMP because:
   a. The equipment is stored outdoors
   b. Drip protection is placed under oil-containing equipment and is not oversaturated
   c. The drip protection needs replacement
   d. None of the above

5. In the State of Hawaii, anything that enters a storm drain inlet will end up in the ocean without treatment.
   a. True
   b. False

6. You can help to reduce nutrient pollution by:
   a. Cutting down fertilizer and pesticide use
   b. Using phosphate-free detergents, soaps, and cleaners
   c. Properly disposing of landscaping debris
   d. All of the above

7. Which of the following are good examples of BMPs?
   a. Wash equipment over storm drains
   b. Keep trash bins open all day
   c. Place spill kits in high risk areas
   d. All of the above

8. Low impact development is a type of post-construction BMP.
   a. True
   b. False

9. The first step of spill response is to:
   a. Complete the required report
   b. Assess the risk
   c. Confine the spill
   d. Stop the source
   e. Select PPE

10. An environmental violation may lead to criminal penalties.
    a. True
    b. False

Please provide your comments here:

"Mālama i ke awa kai" - Protect Our Harbor Waters

2019 HDOT Harbors Tenant Training Questionnaire

Name: Kendall Kwock **Company:** Hawaii Stevedores **Date:** 9/18/19

1. An illicit discharge is:
   a. Condensate from AC system
   b. Rain water runoff
   c. A non-stormwater discharge that poses a risk to the environment
   d. None of the above

2. Which of the following are not permitted to be discharged into the storm drain?
   a. Equipment washing water
   b. Fish entrails and spilled chemicals
   c. Petroleum and paint products
   d. All of the above

3. What is required when an illicit discharge is suspected at your harbor?
   a. If on Oahu, call Harbor Traffic Control Unit at (808) 587-2076
   b. Call Harbors Environmental Hotline at (808) 587-1962
   c. None of your business
   d. a or b

4. The picture below shows a good example of a BMP because:
   a. The equipment is stored outdoors
   b. Drip protection is placed under oil-containing equipment and is not oversaturated
   c. The drip protection needs replacement
   d. None of the above

5. In the State of Hawaii, anything that enters a storm drain inlet will end up in the ocean without treatment.
   a. True
   b. False

6. You can help to reduce nutrient pollution by:
   a. Cutting down fertilizer and pesticide use
   b. Using phosphate-free detergents, soaps, and cleaners
   c. Properly disposing of landscaping debris
   d. All of the above

7. Which of the following are good examples of BMPs?
   a. Wash equipment over storm drains
   b. Keep trash bins open all day
   c. Place spill kits in high risk areas
   d. All of the above

8. Low impact development is a type of post-construction BMP.
   a. True
   b. False

9. The first step of spill response is to:
   a. Complete the required report
   b. Assess the risk
   c. Confine the spill
   d. Stop the source
   e. Select PPE

10. An environmental violation may lead to criminal penalties.
    a. True
    b. False

Please provide your comments here:

"Mālama i ke awa kai" - Protect Our Harbor Waters

2019 HDOT Harbors Tenant Training Questionnaire

Name: PAUL FUKUNAGA **Company:** PF MARINE **Date:** 9-18-19

1. An illicit discharge is:
   a. Condensate from AC system
   b. Rain water runoff
   c. A non-stormwater discharge that poses a risk to the environment
   d. None of the above

2. Which of the following are not permitted to be discharged into the storm drain?
   a. Equipment washing water
   b. Fish entrails and spilled chemicals
   c. Petroleum and paint products
   d. All of the above

3. What is required when an illicit discharge is suspected at your harbor?
   a. If on Oahu, call Harbor Traffic Control Unit at (808) 587-2076
   b. Call Harbors Environmental Hotline at (808) 587-1962
   c. None of your business
   d. a or b

4. The picture below shows a good example of a BMP because:
   a. The equipment is stored outdoors
   b. Drip protection is placed under oil-containing equipment and is not oversaturated
   c. The drip protection needs replacement
   d. None of the above



5. In the State of Hawaii, anything that enters a storm drain inlet will end up in the ocean without treatment.
   a. True
   b. False

6. You can help to reduce nutrient pollution by:
   a. Cutting down fertilizer and pesticide use
   b. Using phosphate-free detergents, soaps, and cleaners
   c. Properly disposing of landscaping debris
   d. All of the above

7. Which of the following are good examples of BMPs?
   a. Wash equipment over storm drains
   b. Keep trash bins open all day
   c. Place spill kits in high risk areas
   d. All of the above

8. Low impact development is a type of post-construction BMP.
   a. True
   b. False

9. The first step of spill response is to:
   a. Complete the required report
   b. Assess the risk
   c. Confine the spill
   d. Stop the source
   e. Select PPE

10. An environmental violation may lead to criminal penalties.
    a. True
    b. False

Please provide your comments here:

"Mālama i ke awa kai" - Protect Our Harbor Waters

2019 HDOT Harbors Tenant Training Questionnaire

Name: Westley M Monz **Company:** Hawaiistevedores **Date:** 9/18/19

1. An illicit discharge is:
   a. Condensate from AC system
   b. Rain water runoff
   c. A non-stormwater discharge that poses a risk to the environment
   d. None of the above

2. Which of the following are not permitted to be discharged into the storm drain?
   a. Equipment washing water
   b. Fish entrails and spilled chemicals
   c. Petroleum and paint products
   d. All of the above

3. What is required when an illicit discharge is suspected at your harbor?
   a. If on Oahu, call Harbor Traffic Control Unit at (808) 587-2076
   b. Call Harbors Environmental Hotline at (808) 587-1962
   c. None of your business
   d. a or b

4. The picture below shows a good example of a BMP because:
   a. The equipment is stored outdoors
   b. Drip protection is placed under oil-containing equipment and is not oversaturated
   c. The drip protection needs replacement
   d. None of the above



5. In the State of Hawaii, anything that enters a storm drain inlet will end up in the ocean without treatment.
   a. True
   b. False

6. You can help to reduce nutrient pollution by:
   a. Cutting down fertilizer and pesticide use
   b. Using phosphate-free detergents, soaps, and cleaners
   c. Properly disposing of landscaping debris
   d. All of the above

7. Which of the following are good examples of BMPs?
   a. Wash equipment over storm drains
   b. Keep trash bins open all day
   c. Place spill kits in high risk areas
   d. All of the above

8. Low impact development is a type of post-construction BMP.
   a. True
   b. False

9. The first step of spill response is to:
   a. Complete the required report
   b. Assess the risk
   c. Confine the spill
   d. Stop the source
   e. Select PPE

10. An environmental violation may lead to criminal penalties.
    a. True
    b. False

Please provide your comments here:

"Mālama i ke awa kai" - Protect Our Harbor Waters

2019 HDOT Harbors Tenant Training Questionnaire

Name: Bryan Matsunobu **Company:** Grace Pacific **Date:** 9-18-19

1. An illicit discharge is:
   a. Condensate from AC system
   b. Rain water runoff
   c. A non-stormwater discharge that poses a risk to the environment
   d. None of the above

2. Which of the following are not permitted to be discharged into the storm drain?
   a. Equipment washing water
   b. Fish entrails and spilled chemicals
   c. Petroleum and paint products
   d. All of the above

3. What is required when an illicit discharge is suspected at your harbor?
   a. If on Oahu, call Harbor Traffic Control Unit at (808) 587-2076
   b. Call Harbors Environmental Hotline at (808) 587-1962
   c. None of your business
   d. a or b

4. The picture below shows a good example of a BMP because:
   a. The equipment is stored outdoors
   b. Drip protection is placed under oil-containing equipment and is not oversaturated
   c. The drip protection needs replacement
   d. None of the above

5. In the State of Hawaii, anything that enters a storm drain inlet will end up in the ocean without treatment.
   a. True
   b. False

6. You can help to reduce nutrient pollution by:
   a. Cutting down fertilizer and pesticide use
   b. Using phosphate-free detergents, soaps, and cleaners
   c. Properly disposing of landscaping debris
   d. All of the above

7. Which of the following are good examples of BMPs?
   a. Wash equipment over storm drains
   b. Keep trash bins open all day
   c. Place spill kits in high risk areas
   d. All of the above

8. Low impact development is a type of post-construction BMP.
   a. True
   b. False

9. The first step of spill response is to:
   a. Complete the required report
   b. Assess the risk
   c. Confine the spill
   d. Stop the source
   e. Select PPE

10. An environmental violation may lead to criminal penalties.
    a. True
    b. False

Please provide your comments here:

"Mālama i ke awa kai" - Protect Our Harbor Waters

2019 HDOT Harbors Tenant Training Questionnaire

Name: Ju **Company:** GP **Date:** 9/18/19

1. An illicit discharge is:
   a. Condensate from AC system
   b. Rain water runoff
   c. A non-stormwater discharge that poses a risk to the environment
   d. None of the above

2. Which of the following are not permitted to be discharged into the storm drain?
   a. Equipment washing water
   b. Fish entrails and spilled chemicals
   c. Petroleum and paint products
   d. All of the above

3. What is required when an illicit discharge is suspected at your harbor?
   a. If on Oahu, call Harbor Traffic Control Unit at (808) 587-2076
   b. Call Harbors Environmental Hotline at (808) 587-1962
   c. None of your business
   d. a or b

4. The picture below shows a good example of a BMP because:
   a. The equipment is stored outdoors
   b. Drip protection is placed under oil-containing equipment and is not oversaturated
   c. The drip protection needs replacement
   d. None of the above

5. In the State of Hawaii, anything that enters a storm drain inlet will end up in the ocean without treatment.
   a. True
   b. False

6. You can help to reduce nutrient pollution by:
   a. Cutting down fertilizer and pesticide use
   b. Using phosphate-free detergents, soaps, and cleaners
   c. Properly disposing of landscaping debris
   d. All of the above

7. Which of the following are good examples of BMPs?
   a. Wash equipment over storm drains
   b. Keep trash bins open all day
   c. Place spill kits in high risk areas
   d. All of the above

8. Low impact development is a type of post-construction BMP.
   a. True
   b. False

9. The first step of spill response is to:
   a. Complete the required report
   b. Assess the risk
   c. Confine the spill
   d. Stop the source
   e. Select PPE

10. An environmental violation may lead to criminal penalties.
    a. True
    b. False

Please provide your comments here:

"Mālama i ke awa kai" - Protect Our Harbor Waters

2019 HDOT Harbors Tenant Training Questionnaire

Name: Scott Heatherly **Company:** U.S. Customs + Border Protection **Date:** 9/18/19

1. An illicit discharge is:
   a. Condensate from AC system
   b. Rain water runoff
   c. A non-stormwater discharge that poses a risk to the environment
   d. None of the above

2. Which of the following are not permitted to be discharged into the storm drain?
   a. Equipment washing water
   b. Fish entrails and spilled chemicals
   c. Petroleum and paint products
   d. All of the above

3. What is required when an illicit discharge is suspected at your harbor?
   a. If on Oahu, call Harbor Traffic Control Unit at (808) 587-2076
   b. Call Harbors Environmental Hotline at (808) 587-1962
   c. None of your business
   d. a or b

4. The picture below shows a good example of a BMP because:
   a. The equipment is stored outdoors
   b. Drip protection is placed under oil-containing equipment and is not oversaturated
   c. The drip protection needs replacement
   d. None of the above

5. In the State of Hawaii, anything that enters a storm drain inlet will end up in the ocean without treatment.
   a. True
   b. False

6. You can help to reduce nutrient pollution by:
   a. Cutting down fertilizer and pesticide use
   b. Using phosphate-free detergents, soaps, and cleaners
   c. Properly disposing of landscaping debris
   d. All of the above

7. Which of the following are good examples of BMPs?
   a. Wash equipment over storm drains
   b. Keep trash bins open all day
   c. Place spill kits in high risk areas
   d. All of the above

8. Low impact development is a type of post-construction BMP.
   a. True
   b. False

9. The first step of spill response is to:
   a. Complete the required report
   b. Assess the risk
   c. Confine the spill
   d. Stop the source
   e. Select PPE

10. An environmental violation may lead to criminal penalties.
    a. True
    b. False

Please provide your comments here:

"Mālama i ke awa kai" - Protect Our Harbor Waters

2019 HDOT Harbors Tenant Training Questionnaire

Name: Priya Kumar **Company:** AES Hawaii / Kalaeloa **Date:** 9/18/2019

1. An illicit discharge is:
   a. Condensate from AC system
   b. Rain water runoff
   c. A non-stormwater discharge that poses a risk to the environment
   d. None of the above

2. Which of the following are not permitted to be discharged into the storm drain?
   a. Equipment washing water
   b. Fish entrails and spilled chemicals
   c. Petroleum and paint products
   d. All of the above

3. What is required when an illicit discharge is suspected at your harbor?
   a. If on Oahu, call Harbor Traffic Control Unit at (808) 587-2076
   b. Call Harbors Environmental Hotline at (808) 587-1962
   c. None of your business
   d. a or b

4. The picture below shows a good example of a BMP because:
   a. The equipment is stored outdoors
   b. Drip protection is placed under oil-containing equipment and is not oversaturated
   c. The drip protection needs replacement
   d. None of the above

5. In the State of Hawaii, anything that enters a storm drain inlet will end up in the ocean without treatment.
   a. True
   b. False

6. You can help to reduce nutrient pollution by:
   a. Cutting down fertilizer and pesticide use
   b. Using phosphate-free detergents, soaps, and cleaners
   c. Properly disposing of landscaping debris
   d. All of the above

7. Which of the following are good examples of BMPs?
   a. Wash equipment over storm drains
   b. Keep trash bins open all day
   c. Place spill kits in high risk areas
   d. All of the above

8. Low impact development is a type of post-construction BMP.
   a. True
   b. False

9. The first step of spill response is to:
   a. Complete the required report
   b. Assess the risk
   c. Confine the spill
   d. Stop the source
   e. Select PPE

10. An environmental violation may lead to criminal penalties.
    a. True
    b. False

Please provide your comments here:

"Mālama i ke awa kai" - Protect Our Harbor Waters

2019 HDOT Harbors Tenant Training Questionnaire

Name: Noel Gaviola **Company:** VAK Fisheries **Date:** 9-13-19

1. An illicit discharge is:
   a. Condensate from AC system
   b. Rain water runoff
   c. A non-stormwater discharge that poses a risk to the environment
   d. None of the above

2. Which of the following are not permitted to be discharged into the storm drain?
   a. Equipment washing water
   b. Fish entrails and spilled chemicals
   c. Petroleum and paint products
   d. All of the above

3. What is required when an illicit discharge is suspected at your harbor?
   a. If on Oahu, call Harbor Traffic Control Unit at (808) 587-2076
   b. Call Harbors Environmental Hotline at (808) 587-1962
   c. None of your business
   d. a or b

4. The picture below shows a good example of a BMP because:
   a. The equipment is stored outdoors
   b. Drip protection is placed under oil-containing equipment and is not oversaturated
   c. The drip protection needs replacement
   d. None of the above

5. In the State of Hawaii, anything that enters a storm drain inlet will end up in the ocean without treatment.
   a. True
   b. False

6. You can help to reduce nutrient pollution by:
   a. Cutting down fertilizer and pesticide use
   b. Using phosphate-free detergents, soaps, and cleaners
   c. Properly disposing of landscaping debris
   d. All of the above

7. Which of the following are good examples of BMPs?
   a. Wash equipment over storm drains
   b. Keep trash bins open all day
   c. Place spill kits in high risk areas
   d. All of the above

8. Low impact development is a type of post-construction BMP.
   a. True
   b. False

9. The first step of spill response is to:
   a. Complete the required report
   b. Assess the risk
   c. Confine the spill
   d. Stop the source
   e. Select PPE

10. An environmental violation may lead to criminal penalties.
    a. True
    b. False

Please provide your comments here:

"Mālama i ke awa kai" - Protect Our Harbor Waters

2019 HDOT Harbors Tenant Training Questionnaire

Name: Wade Matsuda **Company:** Star of Honolulu Cruises & Events **Date:** 9/18/19

1. An illicit discharge is:
   a. Condensate from AC system
   b. Rain water runoff
   c. A non-stormwater discharge that poses a risk to the environment
   d. None of the above

2. Which of the following are not permitted to be discharged into the storm drain?
   a. Equipment washing water
   b. Fish entrails and spilled chemicals
   c. Petroleum and paint products
   d. All of the above

3. What is required when an illicit discharge is suspected at your harbor?
   a. If on Oahu, call Harbor Traffic Control Unit at (808) 587-2076
   b. Call Harbors Environmental Hotline at (808) 587-1962
   c. None of your business
   d. a or b

4. The picture below shows a good example of a BMP because:
   a. The equipment is stored outdoors
   b. Drip protection is placed under oil-containing equipment and is not oversaturated
   c. The drip protection needs replacement
   d. None of the above

5. In the State of Hawaii, anything that enters a storm drain inlet will end up in the ocean without treatment.
   a. True
   b. False

6. You can help to reduce nutrient pollution by:
   a. Cutting down fertilizer and pesticide use
   b. Using phosphate-free detergents, soaps, and cleaners
   c. Properly disposing of landscaping debris
   d. All of the above

7. Which of the following are good examples of BMPs?
   a. Wash equipment over storm drains
   b. Keep trash bins open all day
   c. Place spill kits in high risk areas
   d. All of the above

8. Low impact development is a type of post-construction BMP.
   a. True
   b. False

9. The first step of spill response is to:
   a. Complete the required report
   b. Assess the risk
   c. Confine the spill
   d. Stop the source
   e. Select PPE

10. An environmental violation may lead to criminal penalties.
    a. True
    b. False

Please provide your comments here:

"Mālama i ke awa kai" - Protect Our Harbor Waters

2019 HDOT Harbors Tenant Training Questionnaire

Name: Felison Bonilla **Company:** JFC International **Date:** 9/18/19

1. An illicit discharge is:
   a. Condensate from AC system
   b. Rain water runoff
   c. A non-stormwater discharge that poses a risk to the environment
   d. None of the above

2. Which of the following are not permitted to be discharged into the storm drain?
   a. Equipment washing water
   b. Fish entrails and spilled chemicals
   c. Petroleum and paint products
   d. All of the above

3. What is required when an illicit discharge is suspected at your harbor?
   a. If on Oahu, call Harbor Traffic Control Unit at (808) 587-2076
   b. Call Harbors Environmental Hotline at (808) 587-1962
   c. None of your business
   d. a or b

4. The picture below shows a good example of a BMP because:
   a. The equipment is stored outdoors
   b. Drip protection is placed under oil-containing equipment and is not oversaturated
   c. The drip protection needs replacement
   d. None of the above

5. In the State of Hawaii, anything that enters a storm drain inlet will end up in the ocean without treatment.
   a. True
   b. False

6. You can help to reduce nutrient pollution by:
   a. Cutting down fertilizer and pesticide use
   b. Using phosphate-free detergents, soaps, and cleaners
   c. Properly disposing of landscaping debris
   d. All of the above

7. Which of the following are good examples of BMPs?
   a. Wash equipment over storm drains
   b. Keep trash bins open all day
   c. Place spill kits in high risk areas
   d. All of the above

8. Low impact development is a type of post-construction BMP.
   a. True
   b. False

9. The first step of spill response is to:
   a. Complete the required report
   b. Assess the risk
   c. Confine the spill
   d. Stop the source
   e. Select PPE

10. An environmental violation may lead to criminal penalties.
    a. True
    b. False

Please provide your comments here:

"Mālama i ke awa kai" - Protect Our Harbor Waters

2019 HDOT Harbors Tenant Training Questionnaire

Name: RAYMOND TAVAI **Company:** MATSON **Date:** 9/18/19

1. An illicit discharge is:
   a. Condensate from AC system
   b. Rain water runoff
   c. A non-stormwater discharge that poses a risk to the environment
   d. None of the above

2. Which of the following are not permitted to be discharged into the storm drain?
   a. Equipment washing water
   b. Fish entrails and spilled chemicals
   c. Petroleum and paint products
   d. All of the above

3. What is required when an illicit discharge is suspected at your harbor?
   a. If on Oahu, call Harbor Traffic Control Unit at (808) 587-2076
   b. Call Harbors Environmental Hotline at (808) 587-1962
   c. None of your business
   d. a or b

4. The picture below shows a good example of a BMP because:
   a. The equipment is stored outdoors
   b. Drip protection is placed under oil-containing equipment and is not oversaturated
   c. The drip protection needs replacement
   d. None of the above

5. In the State of Hawaii, anything that enters a storm drain inlet will end up in the ocean without treatment.
   a. True
   b. False

6. You can help to reduce nutrient pollution by:
   a. Cutting down fertilizer and pesticide use
   b. Using phosphate-free detergents, soaps, and cleaners
   c. Properly disposing of landscaping debris
   d. All of the above

7. Which of the following are good examples of BMPs?
   a. Wash equipment over storm drains
   b. Keep trash bins open all day
   c. Place spill kits in high risk areas
   d. All of the above

8. Low impact development is a type of post-construction BMP.
   a. True
   b. False

9. The first step of spill response is to:
   a. Complete the required report
   b. Assess the risk
   c. Confine the spill
   d. Stop the source
   e. Select PPE

10. An environmental violation may lead to criminal penalties.
    a. True
    b. False

Please provide your comments here:

"Mālama i ke awa kai" - Protect Our Harbor Waters

2019 HDOT Harbors Tenant Training Questionnaire

Name: Jason Young **Company:** Roberts Hawaii **Date:** 9-18-19

1. An illicit discharge is:
   a. Condensate from AC system
   b. Rain water runoff
   c. A non-stormwater discharge that poses a risk to the environment
   d. None of the above

2. Which of the following are not permitted to be discharged into the storm drain?
   a. Equipment washing water
   b. Fish entrails and spilled chemicals
   c. Petroleum and paint products
   d. All of the above

3. What is required when an illicit discharge is suspected at your harbor?
   a. If on Oahu, call Harbor Traffic Control Unit at (808) 587-2076
   b. Call Harbors Environmental Hotline at (808) 587-1962
   c. None of your business
   d. a or b

4. The picture below shows a good example of a BMP because:
   a. The equipment is stored outdoors
   b. Drip protection is placed under oil-containing equipment and is not oversaturated
   c. The drip protection needs replacement
   d. None of the above

5. In the State of Hawaii, anything that enters a storm drain inlet will end up in the ocean without treatment.
   a. True
   b. False

6. You can help to reduce nutrient pollution by:
   a. Cutting down fertilizer and pesticide use
   b. Using phosphate-free detergents, soaps, and cleaners
   c. Properly disposing of landscaping debris
   d. All of the above

7. Which of the following are good examples of BMPs?
   a. Wash equipment over storm drains
   b. Keep trash bins open all day
   c. Place spill kits in high risk areas
   d. All of the above

8. Low impact development is a type of post-construction BMP.
   a. True
   b. False

9. The first step of spill response is to:
   a. Complete the required report
   b. Assess the risk
   c. Confine the spill
   d. Stop the source
   e. Select PPE

10. An environmental violation may lead to criminal penalties.
    a. True
    b. False

Please provide your comments here:

"Mālama i ke awa kai" - Protect Our Harbor Waters

2019 HDOT Harbors Tenant Training Questionnaire

Name: _____ **Company:** _____ **Date:** _____

1. An illicit discharge is:
   a. Condensate from AC system
   b. Rain water runoff
   c. A non-stormwater discharge that poses a risk to the environment
   d. None of the above

2. Which of the following are not permitted to be discharged into the storm drain?
   a. Equipment washing water
   b. Fish entrails and spilled chemicals
   c. Petroleum and paint products
   d. All of the above

3. What is required when an illicit discharge is suspected at your harbor?
   a. If on Oahu, call Harbor Traffic Control Unit at (808) 587-2076
   b. Call Harbors Environmental Hotline at (808) 587-1962
   c. None of your business
   d. a or b

4. The picture below shows a good example of a BMP because:
   a. The equipment is stored outdoors
   b. Drip protection is placed under oil-containing equipment and is not oversaturated
   c. The drip protection needs replacement
   d. None of the above

5. In the State of Hawaii, anything that enters a storm drain inlet will end up in the ocean without treatment.
   a. True
   b. False

6. You can help to reduce nutrient pollution by:
   a. Cutting down fertilizer and pesticide use
   b. Using phosphate-free detergents, soaps, and cleaners
   c. Properly disposing of landscaping debris
   d. All of the above

7. Which of the following are good examples of BMPs?
   a. Wash equipment over storm drains
   b. Keep trash bins open all day
   c. Place spill kits in high risk areas
   d. All of the above

8. Low impact development is a type of post-construction BMP.
   a. True
   b. False

9. The first step of spill response is to:
   a. Complete the required report
   b. Assess the risk
   c. Confine the spill
   d. Stop the source
   e. Select PPE

10. An environmental violation may lead to criminal penalties.
    a. True
    b. False

Please provide your comments here:

"Mālama i ke awa kai" - Protect Our Harbor Waters

2019 HDOT Harbors Tenant Training Questionnaire

Name: PATRICK WEISBARTH **Company:** MATSON **Date:** 9-18-19

1. An illicit discharge is:
   a. Condensate from AC system
   b. Rain water runoff
   c. A non-stormwater discharge that poses a risk to the environment
   d. None of the above

2. Which of the following are not permitted to be discharged into the storm drain?
   a. Equipment washing water
   b. Fish entrails and spilled chemicals
   c. Petroleum and paint products
   d. All of the above

3. What is required when an illicit discharge is suspected at your harbor?
   a. If on Oahu, call Harbor Traffic Control Unit at (808) 587-2076
   b. Call Harbors Environmental Hotline at (808) 587-1962
   c. None of your business
   d. a or b

4. The picture below shows a good example of a BMP because:
   a. The equipment is stored outdoors
   b. Drip protection is placed under oil-containing equipment and is not oversaturated
   c. The drip protection needs replacement
   d. None of the above

5. In the State of Hawaii, anything that enters a storm drain inlet will end up in the ocean without treatment.
   a. True
   b. False

6. You can help to reduce nutrient pollution by:
   a. Cutting down fertilizer and pesticide use
   b. Using phosphate-free detergents, soaps, and cleaners
   c. Properly disposing of landscaping debris
   d. All of the above

7. Which of the following are good examples of BMPs?
   a. Wash equipment over storm drains
   b. Keep trash bins open all day
   c. Place spill kits in high risk areas
   d. All of the above

8. Low impact development is a type of post-construction BMP.
   a. True
   b. False

9. The first step of spill response is to:
   a. Complete the required report
   b. Assess the risk
   c. Confine the spill
   d. Stop the source
   e. Select PPE

10. An environmental violation may lead to criminal penalties.
    a. True
    b. False

Please provide your comments here:

"Mālama i ke awa kai" - Protect Our Harbor Waters

2019 HDOT Harbors Tenant Training Questionnaire

Name: Justin Lui **Company:** Honolulu Fish Co. **Date:** 9/18/19

1. An illicit discharge is:
   a. Condensate from AC system
   b. Rain water runoff
   c. A non-stormwater discharge that poses a risk to the environment
   d. None of the above

2. Which of the following are not permitted to be discharged into the storm drain?
   a. Equipment washing water
   b. Fish entrails and spilled chemicals
   c. Petroleum and paint products
   d. All of the above

3. What is required when an illicit discharge is suspected at your harbor?
   a. If on Oahu, call Harbor Traffic Control Unit at (808) 587-2076
   b. Call Harbors Environmental Hotline at (808) 587-1962
   c. None of your business
   d. a or b

4. The picture below shows a good example of a BMP because:
   a. The equipment is stored outdoors
   b. Drip protection is placed under oil-containing equipment and is not oversaturated
   c. The drip protection needs replacement
   d. None of the above



5. In the State of Hawaii, anything that enters a storm drain inlet will end up in the ocean without treatment.
   a. True
   b. False

6. You can help to reduce nutrient pollution by:
   a. Cutting down fertilizer and pesticide use
   b. Using phosphate-free detergents, soaps, and cleaners
   c. Properly disposing of landscaping debris
   d. All of the above

7. Which of the following are good examples of BMPs?
   a. Wash equipment over storm drains
   b. Keep trash bins open all day
   c. Place spill kits in high risk areas
   d. All of the above

8. Low impact development is a type of post-construction BMP.
   a. True
   b. False

9. The first step of spill response is to:
   a. Complete the required report
   b. Assess the risk
   c. Confine the spill
   d. Stop the source
   e. Select PPE

10. An environmental violation may lead to criminal penalties.
    a. True
    b. False

Please provide your comments here:

"Mālama i ke awa kai" - Protect Our Harbor Waters

2019 HDOT Harbors Tenant Training Questionnaire

Name: Genard Bustamante **Company:** Sause Bros **Date:** 9-18-19

1. An illicit discharge is:
   a. Condensate from AC system
   b. Rain water runoff
   c. A non-stormwater discharge that poses a risk to the environment
   d. None of the above

2. Which of the following are not permitted to be discharged into the storm drain?
   a. Equipment washing water
   b. Fish entrails and spilled chemicals
   c. Petroleum and paint products
   d. All of the above

3. What is required when an illicit discharge is suspected at your harbor?
   a. If on Oahu, call Harbor Traffic Control Unit at (808) 587-2076
   b. Call Harbors Environmental Hotline at (808) 587-1962
   c. None of your business
   a or b

4. The picture below shows a good example of a BMP because:
   a. The equipment is stored outdoors
   b. Drip protection is placed under oil-containing equipment and is not oversaturated
   c. The drip protection needs replacement
   d. None of the above

5. In the State of Hawaii, anything that enters a storm drain inlet will end up in the ocean without treatment.
   a. True
   b. False

6. You can help to reduce nutrient pollution by:
   a. Cutting down fertilizer and pesticide use
   b. Using phosphate-free detergents, soaps, and cleaners
   c. Properly disposing of landscaping debris
   d. All of the above

7. Which of the following are good examples of BMPs?
   a. Wash equipment over storm drains
   b. Keep trash bins open all day
   c. Place spill kits in high risk areas
   d. All of the above

8. Low impact development is a type of post-construction BMP.
   a. True
   b. False

9. The first step of spill response is to:
   a. Complete the required report
   b. Assess the risk
   c. Confine the spill
   d. Stop the source
   e. Select PPE

10. An environmental violation may lead to criminal penalties.
    a. True
    b. False

Please provide your comments here:

"Mālama i ke awa kai" - Protect Our Harbor Waters

2019 HDOT Harbors Tenant Training Questionnaire

Name: Paul Kau **Company:** _____ **Date:** _____

1. An illicit discharge is:
   a. Condensate from AC system
   b. Rain water runoff
   c. A non-stormwater discharge that poses a risk to the environment
   d. None of the above

2. Which of the following are not permitted to be discharged into the storm drain?
   a. Equipment washing water
   b. Fish entrails and spilled chemicals
   c. Petroleum and paint products
   d. All of the above

3. What is required when an illicit discharge is suspected at your harbor?
   a. If on Oahu, call Harbor Traffic Control Unit at (808) 587-2076
   b. Call Harbors Environmental Hotline at (808) 587-1962
   c. None of your business
   d. a or b

4. The picture below shows a good example of a BMP because:
   a. The equipment is stored outdoors
   b. Drip protection is placed under oil-containing equipment and is not oversaturated
   c. The drip protection needs replacement
   d. None of the above

5. In the State of Hawaii, anything that enters a storm drain inlet will end up in the ocean without treatment.
   a. True
   b. False

6. You can help to reduce nutrient pollution by:
   a. Cutting down fertilizer and pesticide use
   b. Using phosphate-free detergents, soaps, and cleaners
   c. Properly disposing of landscaping debris
   d. All of the above

7. Which of the following are good examples of BMPs?
   a. Wash equipment over storm drains
   b. Keep trash bins open all day
   c. Place spill kits in high risk areas
   d. All of the above

8. Low impact development is a type of post-construction BMP.
   a. True
   b. False

9. The first step of spill response is to:
   a. Complete the required report
   b. Assess the risk
   c. Confine the spill
   d. Stop the source
   e. Select PPE

10. An environmental violation may lead to criminal penalties.
    a. True
    b. False

Please provide your comments here:

"Mālama i ke awa kai" - Protect Our Harbor Waters

2019 HDOT Harbors Tenant Training Questionnaire

Name: Leimomi Attwood **Company:** Matson **Date:** 9/18/19

1. An illicit discharge is:
   a. Condensate from AC system
   b. Rain water runoff
   c. A non-stormwater discharge that poses a risk to the environment
   d. None of the above

2. Which of the following are not permitted to be discharged into the storm drain?
   a. Equipment washing water
   b. Fish entrails and spilled chemicals
   c. Petroleum and paint products
   d. All of the above

3. What is required when an illicit discharge is suspected at your harbor?
   a. If on Oahu, call Harbor Traffic Control Unit at (808) 587-2076
   b. Call Harbors Environmental Hotline at (808) 587-1962
   c. None of your business
   d. a or b

4. The picture below shows a good example of a BMP because:
   a. The equipment is stored outdoors
   b. Drip protection is placed under oil-containing equipment and is not oversaturated
   c. The drip protection needs replacement
   d. None of the above

5. In the State of Hawaii, anything that enters a storm drain inlet will end up in the ocean without treatment.
   a. True
   b. False

6. You can help to reduce nutrient pollution by:
   a. Cutting down fertilizer and pesticide use
   b. Using phosphate-free detergents, soaps, and cleaners
   c. Properly disposing of landscaping debris
   d. All of the above

7. Which of the following are good examples of BMPs?
   a. Wash equipment over storm drains
   b. Keep trash bins open all day
   c. Place spill kits in high risk areas
   d. All of the above

8. Low impact development is a type of post-construction BMP.
   a. True
   b. False

9. The first step of spill response is to:
   a. Complete the required report
   b. Assess the risk
   c. Confine the spill
   d. Stop the source
   e. Select PPE

10. An environmental violation may lead to criminal penalties.
    a. True
    b. False

Please provide your comments here:

"Mālama i ke awa kai" - Protect Our Harbor Waters

2019 HDOT Harbors Tenant Training Questionnaire

Name: Nelson Abenilla **Company:** United Fishing Agency **Date:** 9/18/19

1. An illicit discharge is:
   a. Condensate from AC system
   b. Rain water runoff
   c. A non-stormwater discharge that poses a risk to the environment
   d. None of the above

2. Which of the following are not permitted to be discharged into the storm drain?
   a. Equipment washing water
   b. Fish entrails and spilled chemicals
   c. Petroleum and paint products
   d. All of the above

3. What is required when an illicit discharge is suspected at your harbor?
   a. If on Oahu, call Harbor Traffic Control Unit at (808) 587-2076
   b. Call Harbors Environmental Hotline at (808) 587-1962
   c. None of your business
   d. a or b

4. The picture below shows a good example of a BMP because:
   a. The equipment is stored outdoors
   b. Drip protection is placed under oil-containing equipment and is not oversaturated
   c. The drip protection needs replacement
   d. None of the above

5. In the State of Hawaii, anything that enters a storm drain inlet will end up in the ocean without treatment.
   a. True
   b. False

6. You can help to reduce nutrient pollution by:
   a. Cutting down fertilizer and pesticide use
   b. Using phosphate-free detergents, soaps, and cleaners
   c. Properly disposing of landscaping debris
   d. All of the above

7. Which of the following are good examples of BMPs?
   a. Wash equipment over storm drains
   b. Keep trash bins open all day
   c. Place spill kits in high risk areas
   d. All of the above

8. Low impact development is a type of post-construction BMP.
   a. True
   b. False NA,

9. The first step of spill response is to:
   a. Complete the required report
   b. Assess the risk
   c. Confine the spill
   d. Stop the source
   e. Select PPE

10. An environmental violation may lead to criminal penalties.
    a. True
    b. False

Please provide your comments here:

"Mālama i ke awa kai" - Protect Our Harbor Waters

2019 HDOT Harbors Tenant Training Questionnaire

Name: Joshua Ibrao **Company:** Hawaiian Ice co. **Date:** 9/18/19

1. An illicit discharge is:
   a. Condensate from AC system
   b. Rain water runoff
   c. A non-stormwater discharge that poses a risk to the environment
   d. None of the above

2. Which of the following are not permitted to be discharged into the storm drain?
   a. Equipment washing water
   b. Fish entrails and spilled chemicals
   c. Petroleum and paint products
   d. All of the above

3. What is required when an illicit discharge is suspected at your harbor?
   a. If on Oahu, call Harbor Traffic Control Unit at (808) 587-2076
   b. Call Harbors Environmental Hotline at (808) 587-1962
   c. None of your business
   d. a or b

4. The picture below shows a good example of a BMP because:
   a. The equipment is stored outdoors
   b. Drip protection is placed under oil-containing equipment and is not oversaturated
   c. The drip protection needs replacement
   d. None of the above

5. In the State of Hawaii, anything that enters a storm drain inlet will end up in the ocean without treatment.
   a. True
   b. False

6. You can help to reduce nutrient pollution by:
   a. Cutting down fertilizer and pesticide use
   b. Using phosphate-free detergents, soaps, and cleaners
   c. Properly disposing of landscaping debris
   d. All of the above

7. Which of the following are good examples of BMPs?
   a. Wash equipment over storm drains
   b. Keep trash bins open all day
   c. Place spill kits in high risk areas
   d. All of the above

8. Low impact development is a type of post-construction BMP.
   a. True
   b. False

9. The first step of spill response is to:
   a. Complete the required report
   b. Assess the risk
   c. Confine the spill
   d. Stop the source
   e. Select PPE

10. An environmental violation may lead to criminal penalties.
    a. True
    b. False

Please provide your comments here:

"Mālama i ke awa kai" - Protect Our Harbor Waters

2019 HDOT Harbors Tenant Training Questionnaire

Name: NEIL KANEMOTO **Company:** POP FISHING **Date:** 9/18/19

1. An illicit discharge is:
   a. Condensate from AC system
   b. Rain water runoff
   c. A non-stormwater discharge that poses a risk to the environment
   d. None of the above

2. Which of the following are not permitted to be discharged into the storm drain?
   a. Equipment washing water
   b. Fish entrails and spilled chemicals
   c. Petroleum and paint products
   d. All of the above

3. What is required when an illicit discharge is suspected at your harbor?
   a. If on Oahu, call Harbor Traffic Control Unit at (808) 587-2076 ALOHA TOWER
   b. Call Harbors Environmental Hotline at (808) 587-1962
   c. None of your business
   d. a or b

4. The picture below shows a good example of a BMP because:
   a. The equipment is stored outdoors
   b. Drip protection is placed under oil-containing equipment and is not oversaturated
   c. The drip protection needs replacement
   d. None of the above



5. In the State of Hawaii, anything that enters a storm drain inlet will end up in the ocean without treatment.
   a. True
   b. False

6. You can help to reduce nutrient pollution by:
   a. Cutting down fertilizer and pesticide use
   b. Using phosphate-free detergents, soaps, and cleaners
   c. Properly disposing of landscaping debris
   d. All of the above

7. Which of the following are good examples of BMPs?
   a. Wash equipment over storm drains
   b. Keep trash bins open all day
   c. Place spill kits in high risk areas
   d. All of the above

8. Low impact development is a type of post-construction BMP.
   a. True
   b. False

9. The first step of spill response is to:
   a. Complete the required report
   b. Assess the risk
   c. Confine the spill
   d. Stop the source
   e. Select PPE

10. An environmental violation may lead to criminal penalties.
    a. True
    b. False

Please provide your comments here:

"ALOHA TOWER"

"Mālama i ke awa kai" - Protect Our Harbor Waters

2019 HDOT Harbors Tenant Training Questionnaire

Name: Floyd Otani **Company:** United Fishing Agency **Date:** 9/18/19

1. An illicit discharge is:
   a. Condensate from AC system
   b. Rain water runoff
   c. A non-stormwater discharge that poses a risk to the environment
   d. None of the above

2. Which of the following are not permitted to be discharged into the storm drain?
   a. Equipment washing water
   b. Fish entrails and spilled chemicals
   c. Petroleum and paint products
   d. All of the above

3. What is required when an illicit discharge is suspected at your harbor?
   a. If on Oahu, call Harbor Traffic Control Unit at (808) 587-2076
   b. Call Harbors Environmental Hotline at (808) 587-1962
   c. None of your business
   d. a or b

4. The picture below shows a good example of a BMP because:
   a. The equipment is stored outdoors
   b. Drip protection is placed under oil-containing equipment and is not oversaturated
   c. The drip protection needs replacement
   d. None of the above

5. In the State of Hawaii, anything that enters a storm drain inlet will end up in the ocean without treatment.
   a. True
   b. False

6. You can help to reduce nutrient pollution by:
   a. Cutting down fertilizer and pesticide use
   b. Using phosphate-free detergents, soaps, and cleaners
   c. Properly disposing of landscaping debris
   d. All of the above

7. Which of the following are good examples of BMPs?
   a. Wash equipment over storm drains
   b. Keep trash bins open all day
   c. Place spill kits in high risk areas
   d. All of the above

8. Low impact development is a type of post-construction BMP.
   a. True
   b. False

9. The first step of spill response is to:
   a. Complete the required report
   b. Assess the risk
   c. Confine the spill
   d. Stop the source
   e. Select PPE

10. An environmental violation may lead to criminal penalties.
    a. True
    b. False

Please provide your comments here:

"Mālama i ke awa kai" - Protect Our Harbor Waters

2019 HDOT Harbors Tenant Training Questionnaire

Name: Khayla-Lei Peiler **Company:** Thomas Transport Service **Date:** 09/18/19

1. An illicit discharge is:
   a. Condensate from AC system
   b. Rain water runoff
   c. A non-stormwater discharge that poses a risk to the environment
   d. None of the above

2. Which of the following are not permitted to be discharged into the storm drain?
   a. Equipment washing water
   b. Fish entrails and spilled chemicals
   c. Petroleum and paint products
   d. All of the above

3. What is required when an illicit discharge is suspected at your harbor?
   a. If on Oahu, call Harbor Traffic Control Unit at (808) 587-2076
   b. Call Harbors Environmental Hotline at (808) 587-1962
   c. None of your business
   d. a or b

4. The picture below shows a good example of a BMP because:
   a. The equipment is stored outdoors
   b. Drip protection is placed under oil-containing equipment and is not oversaturated
   c. The drip protection needs replacement
   d. None of the above

5. In the State of Hawaii, anything that enters a storm drain inlet will end up in the ocean without treatment.
   a. True
   b. False

6. You can help to reduce nutrient pollution by:
   a. Cutting down fertilizer and pesticide use
   b. Using phosphate-free detergents, soaps, and cleaners
   c. Properly disposing of landscaping debris
   d. All of the above

7. Which of the following are good examples of BMPs?
   a. Wash equipment over storm drains
   b. Keep trash bins open all day
   c. Place spill kits in high risk areas
   d. All of the above

8. Low impact development is a type of post-construction BMP.
   a. True
   b. False

9. The first step of spill response is to:
   a. Complete the required report
   b. Assess the risk
   c. Confine the spill
   d. Stop the source
   e. Select PPE

10. An environmental violation may lead to criminal penalties.
    a. True
    b. False

Please provide your comments here:

"Mālama i ke awa kai" - Protect Our Harbor Waters

2019 HDOT Harbors Tenant Training Questionnaire

Name: Tony N. Aquino **Company:** Hawaiian Ice Corp **Date:** 18 Sep 19

1. An illicit discharge is:
   a. Condensate from AC system
   b. Rain water runoff
   c. A non-stormwater discharge that poses a risk to the environment
   d. None of the above

2. Which of the following are not permitted to be discharged into the storm drain?
   a. Equipment washing water
   b. Fish entrails and spilled chemicals
   c. Petroleum and paint products
   d. All of the above

3. What is required when an illicit discharge is suspected at your harbor?
   a. If on Oahu, call Harbor Traffic Control Unit at (808) 587-2076
   b. Call Harbors Environmental Hotline at (808) 587-1962
   c. None of your business
   d. a or b

4. The picture below shows a good example of a BMP because:
   a. The equipment is stored outdoors
   b. Drip protection is placed under oil-containing equipment and is not oversaturated
   c. The drip protection needs replacement
   d. None of the above

5. In the State of Hawaii, anything that enters a storm drain inlet will end up in the ocean without treatment.
   a. True
   b. False

6. You can help to reduce nutrient pollution by:
   a. Cutting down fertilizer and pesticide use
   b. Using phosphate-free detergents, soaps, and cleaners
   c. Properly disposing of landscaping debris
   d. All of the above

7. Which of the following are good examples of BMPs?
   a. Wash equipment over storm drains
   b. Keep trash bins open all day
   c. Place spill kits in high risk areas
   d. All of the above

8. Low impact development is a type of post-construction BMP.
   a. True
   b. False

9. The first step of spill response is to:
   a. Complete the required report
   b. Assess the risk
   c. Confine the spill
   d. Stop the source
   e. Select PPE

10. An environmental violation may lead to criminal penalties.
    a. True
    b. False

Please provide your comments here:

"Mālama i ke awa kai" - Protect Our Harbor Waters

2019 HDOT Harbors Tenant Training Questionnaire

Name: KAM CHUN **Company:** MATSON **Date:** 9/18/19

1. An illicit discharge is:
   a. Condensate from AC system
   b. Rain water runoff
   c. A non-stormwater discharge that poses a risk to the environment
   d. None of the above

2. Which of the following are not permitted to be discharged into the storm drain?
   a. Equipment washing water
   b. Fish entrails and spilled chemicals
   c. Petroleum and paint products
   d. All of the above

3. What is required when an illicit discharge is suspected at your harbor?
   a. If on Oahu, call Harbor Traffic Control Unit at (808) 587-2076
   b. Call Harbors Environmental Hotline at (808) 587-1962
   c. None of your business
   d. a or b

4. The picture below shows a good example of a BMP because:
   a. The equipment is stored outdoors
   b. Drip protection is placed under oil-containing equipment and is not oversaturated
   c. The drip protection needs replacement
   d. None of the above

5. In the State of Hawaii, anything that enters a storm drain inlet will end up in the ocean without treatment.
   a. True
   b. False

6. You can help to reduce nutrient pollution by:
   a. Cutting down fertilizer and pesticide use
   b. Using phosphate-free detergents, soaps, and cleaners
   c. Properly disposing of landscaping debris
   d. All of the above

7. Which of the following are good examples of BMPs?
   a. Wash equipment over storm drains
   b. Keep trash bins open all day
   c. Place spill kits in high risk areas
   d. All of the above

8. Low impact development is a type of post-construction BMP.
   a. True
   b. False

9. The first step of spill response is to:
   a. Complete the required report
   b. Assess the risk
   c. Confine the spill
   d. Stop the source
   e. Select PPE

10. An environmental violation may lead to criminal penalties.
    a. True
    b. False

Please provide your comments here:

"Mālama i ke awa kai" - Protect Our Harbor Waters

2019 HDOT Harbors Tenant Training Questionnaire

Name: STEVE HINTON **Company:** MARISCO, LTD. **Date:** 9/18/19

1. An illicit discharge is:
   a. Condensate from AC system
   b. Rain water runoff
   c. A non-stormwater discharge that poses a risk to the environment
   d. None of the above

2. Which of the following are not permitted to be discharged into the storm drain?
   a. Equipment washing water
   b. Fish entrails and spilled chemicals
   c. Petroleum and paint products
   d. All of the above

3. What is required when an illicit discharge is suspected at your harbor?
   a. If on Oahu, call Harbor Traffic Control Unit at (808) 587-2076
   b. Call Harbors Environmental Hotline at (808) 587-1962
   c. None of your business
   d. a or b

4. The picture below shows a good example of a BMP because:
   a. The equipment is stored outdoors
   b. Drip protection is placed under oil-containing equipment and is not oversaturated
   c. The drip protection needs replacement
   d. None of the above

5. In the State of Hawaii, anything that enters a storm drain inlet will end up in the ocean without treatment.
   a. True
   b. False

6. You can help to reduce nutrient pollution by:
   a. Cutting down fertilizer and pesticide use
   b. Using phosphate-free detergents, soaps, and cleaners
   c. Properly disposing of landscaping debris
   d. All of the above

7. Which of the following are good examples of BMPs?
   a. Wash equipment over storm drains
   b. Keep trash bins open all day
   c. Place spill kits in high risk areas
   d. All of the above

8. Low impact development is a type of post-construction BMP.
   a. True
   b. False

9. The first step of spill response is to:
   a. Complete the required report
   b. Assess the risk
   c. Confine the spill
   d. Stop the source
   e. Select PPE

10. An environmental violation may lead to criminal penalties.
    a. True
    b. False

Please provide your comments here:

"Mālama i ke awa kai" - Protect Our Harbor Waters

2019 HDOT Harbors Tenant Training Questionnaire

Name: CLARENCE NGUBE **Company:** HAWAII PACIFIC UNIVERSITY **Date:** 09/18/19

1. An illicit discharge is:
   a. Condensate from AC system
   b. Rain water runoff
   c. A non-stormwater discharge that poses a risk to the environment
   d. None of the above

2. Which of the following are not permitted to be discharged into the storm drain?
   a. Equipment washing water
   b. Fish entrails and spilled chemicals
   c. Petroleum and paint products
   d. All of the above

3. What is required when an illicit discharge is suspected at your harbor?
   a. If on Oahu, call Harbor Traffic Control Unit at (808) 587-2076
   b. Call Harbors Environmental Hotline at (808) 587-1962
   c. None of your business
   d. a or b

4. The picture below shows a good example of a BMP because:
   a. The equipment is stored outdoors
   b. Drip protection is placed under oil-containing equipment and is not oversaturated
   c. The drip protection needs replacement
   d. None of the above

5. In the State of Hawaii, anything that enters a storm drain inlet will end up in the ocean without treatment.
   a. True
   b. False

6. You can help to reduce nutrient pollution by:
   a. Cutting down fertilizer and pesticide use
   b. Using phosphate-free detergents, soaps, and cleaners
   c. Properly disposing of landscaping debris
   d. All of the above

7. Which of the following are good examples of BMPs?
   a. Wash equipment over storm drains
   b. Keep trash bins open all day
   c. Place spill kits in high risk areas
   d. All of the above

8. Low impact development is a type of post-construction BMP.
   a. True
   b. False

9. The first step of spill response is to:
   a. Complete the required report
   b. Assess the risk
   c. Confine the spill
   d. Stop the source
   e. Select PPE

10. An environmental violation may lead to criminal penalties.
    a. True
    b. False

Please provide your comments here:

"Mālama i ke awa kai" - Protect Our Harbor Waters

2019 HDOT Harbors Tenant Training Questionnaire

Name: FRANK ROZWERSKI **Company:** HAWAII STEVEDORES INC. **Date:** 9.18.19

1. An illicit discharge is:
   a. Condensate from AC system
   b. Rain water runoff
   c. A non-stormwater discharge that poses a risk to the environment
   d. None of the above

2. Which of the following are not permitted to be discharged into the storm drain?
   a. Equipment washing water
   b. Fish entrails and spilled chemicals
   c. Petroleum and paint products
   d. All of the above

3. What is required when an illicit discharge is suspected at your harbor?
   a. If on Oahu, call Harbor Traffic Control Unit at (808) 587-2076
   b. Call Harbors Environmental Hotline at (808) 587-1962
   c. None of your business
   d. a or b

4. The picture below shows a good example of a BMP because:
   a. The equipment is stored outdoors
   b. Drip protection is placed under oil-containing equipment and is not oversaturated
   c. The drip protection needs replacement
   d. None of the above

5. In the State of Hawaii, anything that enters a storm drain inlet will end up in the ocean without treatment.
   a. True
   b. False

6. You can help to reduce nutrient pollution by:
   a. Cutting down fertilizer and pesticide use
   b. Using phosphate-free detergents, soaps, and cleaners
   c. Properly disposing of landscaping debris
   d. All of the above

7. Which of the following are good examples of BMPs?
   a. Wash equipment over storm drains
   b. Keep trash bins open all day
   c. Place spill kits in high risk areas
   d. All of the above

8. Low impact development is a type of post-construction BMP.
   a. True
   b. False

9. The first step of spill response is to:
   a. Complete the required report
   b. Assess the risk
   c. Confine the spill
   d. Stop the source
   e. Select PPE

10. An environmental violation may lead to criminal penalties.
    a. True
    b. False

Please provide your comments here:

"Mālama i ke awa kai" - Protect Our Harbor Waters

2019 HDOT Harbors Tenant Training Questionnaire

Name: Scott Sevadjian **Company:** Grace Pacific **Date:** 9/18/19

1. An illicit discharge is:
   a. Condensate from AC system
   b. Rain water runoff
   c. A non-stormwater discharge that poses a risk to the environment
   d. None of the above

2. Which of the following are not permitted to be discharged into the storm drain?
   a. Equipment washing water
   b. Fish entrails and spilled chemicals
   c. Petroleum and paint products
   d. All of the above

3. What is required when an illicit discharge is suspected at your harbor?
   a. If on Oahu, call Harbor Traffic Control Unit at (808) 587-2076
   b. Call Harbors Environmental Hotline at (808) 587-1962
   c. None of your business
   d. a or b

4. The picture below shows a good example of a BMP because:
   a. The equipment is stored outdoors
   b. Drip protection is placed under oil-containing equipment and is not oversaturated
   c. The drip protection needs replacement
   d. None of the above

5. In the State of Hawaii, anything that enters a storm drain inlet will end up in the ocean without treatment.
   a. True
   b. False

6. You can help to reduce nutrient pollution by:
   a. Cutting down fertilizer and pesticide use
   b. Using phosphate-free detergents, soaps, and cleaners
   c. Properly disposing of landscaping debris
   d. All of the above

7. Which of the following are good examples of BMPs?
   a. Wash equipment over storm drains
   b. Keep trash bins open all day
   c. Place spill kits in high risk areas
   d. All of the above

8. Low impact development is a type of post-construction BMP.
   a. True
   b. False

9. The first step of spill response is to:
   a. Complete the required report
   b. Assess the risk
   c. Confine the spill
   d. Stop the source
   e. Select PPE

10. An environmental violation may lead to criminal penalties.
    a. True
    b. False

Please provide your comments here:

"Mālama i ke awa kai" - Protect Our Harbor Waters

2019 HDOT Harbors Tenant Training Questionnaire

Name: Kimo Boyd **Company:** H.S.I **Date:** 9/28/19

1. An illicit discharge is:
   a. Condensate from AC system
   b. Rain water runoff
   c. A non-stormwater discharge that poses a risk to the environment
   d. None of the above

2. Which of the following are not permitted to be discharged into the storm drain?
   a. Equipment washing water
   b. Fish entrails and spilled chemicals
   c. Petroleum and paint products
   d. All of the above

3. What is required when an illicit discharge is suspected at your harbor?
   a. If on Oahu, call Harbor Traffic Control Unit at (808) 587-2076
   b. Call Harbors Environmental Hotline at (808) 587-1962
   c. None of your business
   d. a or b

4. The picture below shows a good example of a BMP because:
   a. The equipment is stored outdoors
   b. Drip protection is placed under oil-containing equipment and is not oversaturated
   c. The drip protection needs replacement
   d. None of the above

5. In the State of Hawaii, anything that enters a storm drain inlet will end up in the ocean without treatment.
   a. True
   b. False

6. You can help to reduce nutrient pollution by:
   a. Cutting down fertilizer and pesticide use
   b. Using phosphate-free detergents, soaps, and cleaners
   c. Properly disposing of landscaping debris
   d. All of the above

7. Which of the following are good examples of BMPs?
   a. Wash equipment over storm drains
   b. Keep trash bins open all day
   c. Place spill kits in high risk areas
   d. All of the above

8. Low impact development is a type of post-construction BMP.
   a. True
   b. False

9. The first step of spill response is to:
   a. Complete the required report
   b. Assess the risk
   c. Confine the spill
   d. Stop the source
   e. Select PPE

10. An environmental violation may lead to criminal penalties.
    a. True
    b. False

Please provide your comments here:

"Mālama i ke awa kai" - Protect Our Harbor Waters

2019 HDOT Harbors Tenant Training Questionnaire

Name: Deanna (Dee) Ramos-Ka Tipua **Company:** Young Brothers Hawaii **Date:** 9.13.19.

1. An illicit discharge is:
   a. Condensate from AC system
   b. Rain water runoff
   ✓ c. A non-stormwater discharge that poses a risk to the environment
   d. None of the above

2. Which of the following are not permitted to be discharged into the storm drain?
   a. Equipment washing water
   b. Fish entrails and spilled chemicals
   c. Petroleum and paint products
   ✓ d. All of the above

3. What is required when an illicit discharge is suspected at your harbor?
   a. If on Oahu, call Harbor Traffic Control Unit at (808) 587-2076
   b. Call Harbors Environmental Hotline at (808) 587-1962
   c. None of your business
   ✓ d. a or b

4. The picture below shows a good example of a BMP because:
   a. The equipment is stored outdoors
   ✓ b. Drip protection is placed under oil-containing equipment and is not oversaturated
   c. The drip protection needs replacement
   d. None of the above

5. In the State of Hawaii, anything that enters a storm drain inlet will end up in the ocean without treatment.
   ✓ a. True
   b. False

6. You can help to reduce nutrient pollution by:
   a. Cutting down fertilizer and pesticide use
   b. Using phosphate-free detergents, soaps, and cleaners
   c. Properly disposing of landscaping debris
   ✓ d. All of the above

7. Which of the following are good examples of BMPs?
   a. Wash equipment over storm drains
   b. Keep trash bins open all day
   ✓ e. Place spill kits in high risk areas ✓
   ✓ f. All of the above

8. Low impact development is a type of post-construction BMP.
   ✓ a. True
   b. False

9. The first step of spill response is to:
   a. Complete the required report
   ✓ b. Assess the risk ✓
   c. Confine the spill
   ✓ d. Stop the source
   1st. ✓ e. Select PPE > Both is important

10. An environmental violation may lead to criminal penalties.
    ✓ a. True
    b. False

Please provide your comments here:

Attachment 4.a

Construction and Post-Construction Training Presentation Slides

MĀLAMA I KE AWA KAI - PROTECT OUR HARBOR WATERS

DOT Harbors Construction and Post-Construction Training

Training Objectives

- Goals & Objectives
- Regulatory Background
- NPDES Permitting Program Overview
- Harbors Post-Construction Stormwater Management in New Development and Redevelopment Program
- Harbors Construction Site Runoff Control Program

Goals & Objectives

- To be good stewards of the environment
- To protect the environment
- Comply with environmental laws
  - National Pollutant Discharge Elimination System (NPDES) Permits
    - Municipal Separate Storm Sewer System (MS4) – HAR 11-55, Appendix K
    - General Permit Authorizing Discharges of Storm Water Associated with Construction Activity – HAR 11-55, Appendix C
  - Consent Decree

Regulatory Background

- 2003: NPDES permits from DOH for the storm drainage system at Honolulu Harbor and Kalaeloa Barbers Point Harbor.
  - Required to implement programs to minimize pollutants in runoff and the amount of runoff leaving the site.
- January 30, 2006: DOT entered into a consent decree with EPA and DOH.
  - Harbors was required to develop an EMS.
- November 5, 2014: DOT entered into a second consent decree with EPA and DOH.
  - Result is the requirement for increased vigilance in regards to implementation of stormwater programs.
- 2015: NPDES permit from DOH for Kahului Harbor
  - Required to implement programs to minimize pollutants in runoff and the amount of runoff leaving the site.

MĀLAMA I KE AWA KAI - PROTECT OUR HARBOR WATERS

NPDES Program

DEPARTMENT OF TRANSPORTATION · STATE OF HAWAII

What is NPDES?

- The Clean Water Act includes the National Pollutant Discharge Elimination System (NPDES) program to regulate the discharge of pollutants from point sources to waters of the United States. Permitted discharges by DOH:
  - Hawaii Administrative Rules (HAR) 11-55:
    - **Appendix K** – NPDES General Permit Authorizing Discharges of Storm Water and Certain Non-Storm Water Discharges from Small Municipal Separate Storm Sewer Systems (MS4)
    - **Appendix C:** NPDES General Permit Authorizing Discharges of Storm Water Associated with Construction Activity

HAR 11-55, Appendix K

- General permit covers storm water and certain non-storm water discharges from small MS4s
- Develop, implement, and enforce a storm water management plan (SWMP)
- DOT Harbors – Small MS4 Permits
  - **HI 03KB482** Honolulu Harbor Permit
  - **HI 03KB488** Kalaeloa Barbers Point Harbor Permit
  - **HI 14KE352** Kahului Harbor Permit

What is an MS4?

- An MS4 is the drainage system that conveys stormwater to the receiving water, including:
  - Storm drain inlets, catch basins, and manholes.
  - Channels / canals.
  - Underground pipeline.
  - Outfalls.

- MS4s are classified based on population size or those located in an urbanized area as defined by the Bureau of Census.

MS4 Permit Requirements

- The Stormwater Management Plan (SWMP) details how DOT Harbors will comply with the permit:
  - Public Education.
  - Public Involvement.
  - Illicit Discharge Detection & Elimination.
  - **Construction Site Runoff Control.**
  - **Post-Construction.**
  - Pollution Prevention / Good Housekeeping.

HAR 11-55, Appendix C

- General permit that covers discharges composed entirely of storm water runoff associated with construction activities
- Develop and implement a storm water pollution prevention plan (SWPPP)
- Construction sites
  - Includes sites that disturb 1 acre or more
  - Includes sites smaller than one acre that are part of a larger common plan of development

MĀLAMA I KE AWA KAI - PROTECT OUR HARBOR WATERS

DOT Harbors Construction Site Runoff Control Program

Construction Site Runoff Control Program Training

- NPDES Small MS4 Permit
- Consent Decree
- NPDES Construction General Permit
- Stormwater pollution prevention practices
- City and County of Honolulu Best Management Practice Manual for Construction

MS4 Permit
Stormwater Management Plan

- SWMP for Honolulu and KBPH is available online:
  - http://hidot.hawaii.gov/harbors/malamaikeawakai/
- SWMP for Kahului Harbor covered under the Kahului, Highways Division, Maui Division SWMP
  - http://stormwatermaui.com/
- Details procedures for complying with requirements of HAR 11-55, App K and the Consent Decree.
- Minimum Control Measure: *Construction Site Runoff Control Program*

All three harbors are subject to the requirements of the Harbor's Construction Site Runoff Control Program

MS4 Permit
SWMP Definitions

- Construction:
  - Activities that result in land disturbance, including:

  - Construction related activities, including:
    - Stockpiles.
    - Borrow areas.
    - Staging areas.

MS4 Permit
SWMP Definitions

- Land Disturbance:
  - Penetration, turning, or moving of soil.
  - Resurfacing of pavement where the ground is exposed.
  - Grubbing where equipment is used to uproot vegetation.
  - Does <u>NOT</u> include:
    - Grass or weed cutting.
    - Bush or tree trimming that leaves the soil intact.

MS4 Permit
SWMP Definitions

- Exempted projects:
  - Minor land disturbance on a single lot (e.g., minor landscaping activities).
  - Post, pole, sign, and fencing installation.
  - Utility repair work.
  - Parking lot, driveway, and other paved surface repair.
  - Repair and maintenance activities.

MS4 Permit
SWMP Definitions

- Best Management Practice (BMP):
  - Practice or device used to mitigate the discharge of potential pollutants.

Harbor's Construction Process

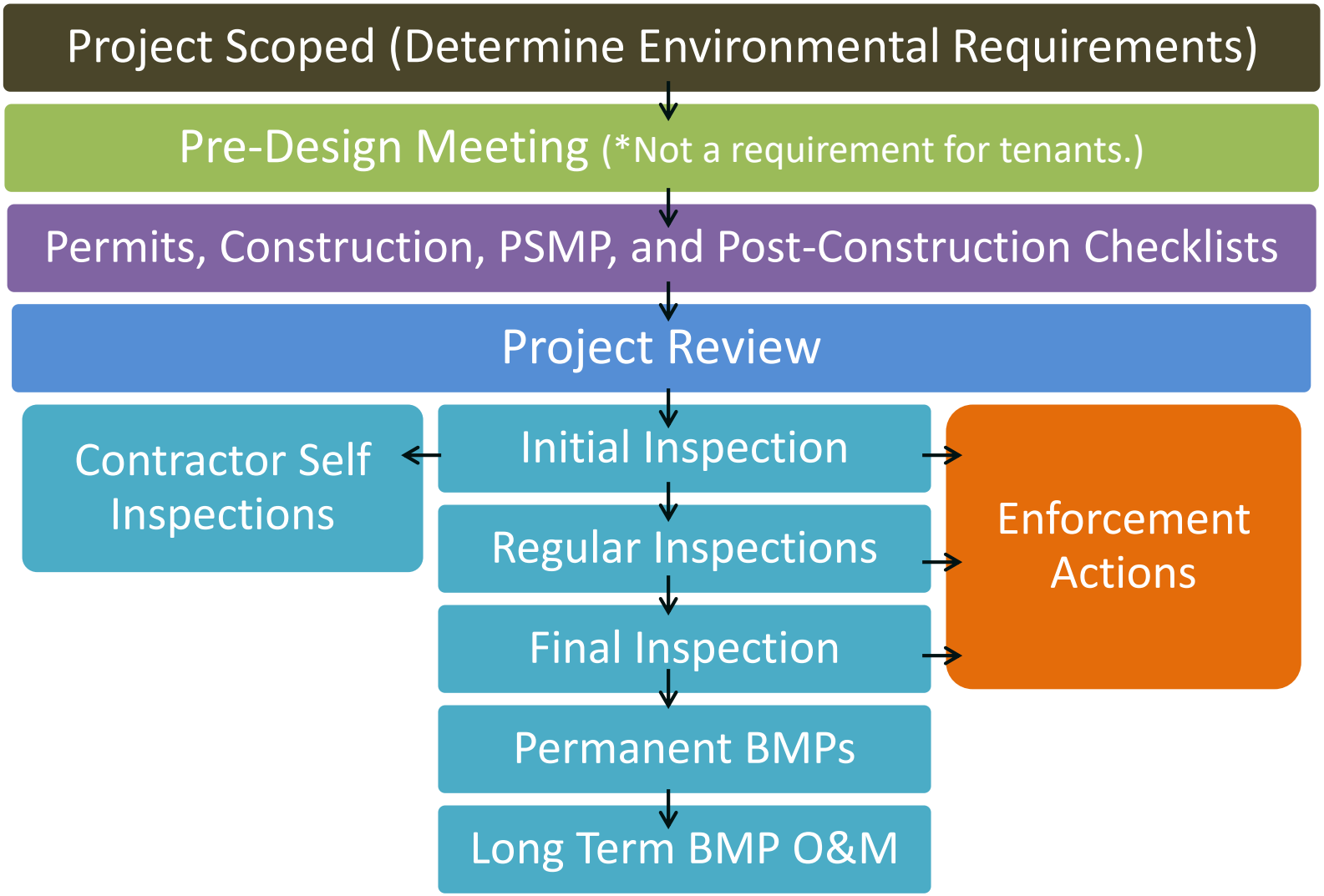

Consent Decree Requirements

- Construction Site Runoff Control Program elements:
  - Plan Review Procedures.
    - Design Review Checklist.
  - BMP Standards and Technical Specifications.
    - Refer to SWMP Construction Program, Att 6.
  - Construction and Post-Construction BMP inspections.
  - Training program for plan reviewer and inspectors.

Construction Design Review

- Pre-Design Meeting.
- Documentation:
  - Notification Form for Project Less Than One Acre with BMP plan.

OR

  - Construction Design Review Checklist.
  - Completed NPDES applications.
  - Construction BMP plan sheets and details.
  - Stormwater Pollution Prevention Plan.

Design Review Checklist

Hawaii Department of Transportation – Harbors Division

Construction Site Design Review Checklist

Project Description	
Project Title:	
Project Job No:	Acreage of Site:
Name of Design Firm:	
Projected Construction Timeframe:	
Description of Project:	

Site Information
Construction Site Location:

Signature and Certifications	
Designer: I certify that the design is complete, accurate, and addresses the items on this checklist to the best of my knowledge.	
Print Name:	Job Title:
Signature:	Date:
Review: HDOT Harbors Project Manager and Environmental Section.	
Harbors Project Manager Signature:	Print Name:
	Date:
Harbors Environmental Section Signature:	Print Name:
	Date:

Construction Review

- Project review after contract award:
  - Contractor completes Stormwater Pollution Prevention Plan and provides to the Construction Manager (CM).
  - CM will submit to Environmental Section (EE).
  - EE will send their comments to the CM through memorandum.
  - Harbors Division will issue Notice to Proceed to the contractor, specifying:
    - First work order is the installation of BMPs.
    - BMPs must be inspected prior to the start of any other work.
  - EE maintains an inventory of construction sites.

Inventory of Construction Sites

Cityworks

Search...

Iannaccio, Chelsea

Inbox | Request | Work Order | Inspection | Asset Search | Manager

Work Order | Open Selected | Open In ELM | Calendar | Map View | WO Frequency | WO Entities | Data | Map | Refresh

HAR-EE ACR | CD.17.b.iv Construction Plan Review, Last 1 Year

Drag a column header and drop it here to group by that column

WorkOrderId	Entity Type	Description	Priority	Status	Submit To	Proj Start Date	Proj Finish Date	Actual Start	Actual Finish	Location
4922	HC_FOOTPRINT	Environmental Design Review - Harbors	3	CLOSED	Zhang, Joy	01/2/2018 01:36	01/10/2018 04:00		01/9/2018 09:00	Piers 19,24 & 32, Honolulu Harbor
4926	HC_FOOTPRINT	Environmental Design Review - Harbors	3	CLOSED	Martello, Mitchell	01/2/2018 01:59	01/2/2018 01:59	01/2/2018 12:00	01/5/2018 12:00	Pier 1, Honolulu Harbor
4927	HC_FOOTPRINT	Environmental Design Review - Harbors	3	CLOSED	Zhang, Joy	01/2/2018 02:06	01/4/2018 04:00		01/5/2018 09:00	Malakole Road, KBPH
5516	HC_FOOTPRINT	Environmental Design Review - Harbors	3	CLOSED	Martello, Mitchell	01/9/2018 01:53	01/9/2018 01:53		01/9/2018 12:00	Pier 10 Honolulu Harbor & Oahu Maintenance Basey
5537	HC_FOOTPRINT	Environmental Design Review - Harbors	3	CLOSED	Zhang, Joy	01/17/2018 06:46	01/22/2018 12:46		01/30/2018 04:30	Pier 2 Shed, Nawiliwili Harbor, Kauai
5592	HC_FOOTPRINT	Environmental Design Review - Harbors	3	CLOSED	Zhang, Joy	01/27/2018 08:08	02/2/2018 04:00		02/2/2018 04:30	Pier 2, Kahului Harbor, Maui, Hawaii
5593	HC_FOOTPRINT	Environmental Design Review - Harbors	3	CLOSED	Martello, Mitchell	01/27/2018 08:14	02/2/2018 04:00		02/2/2018 12:00	Port Allen, Kauai
5594	HC_FOOTPRINT	Environmental Design Review - Harbors	3	CLOSED	Martello, Mitchell	01/29/2018 08:35	01/31/2018 04:00		01/29/2018 10:07	Pier 1 bridge, Kawaihae Harbor, Hawaii
5757	HC_FOOTPRINT	Environmental Design Review - Harbors	3	CLOSED	Martello, Mitchell	02/12/2018 07:43	02/15/2018 04:00	02/15/2018 12:00	02/16/2018 12:00	Storage Yard, Hilo Harbor, Hawaii
5758	HC_FOOTPRINT	Environmental Design Review - Harbors	3	CLOSED	Freitas, Michele	02/12/2018 07:59	02/13/2018 04:00	02/12/2018 09:00	02/12/2018 02:15	Kaunakakai Harbor, Molokai, Hawaii
5759	HC_FOOTPRINT	Environmental Design Review - Harbors	3	CLOSED	Zhang, Joy	02/12/2018 08:08	02/15/2018 04:00		02/15/2018 04:30	Pier 29, Honolulu Harbor
5790	HC_FOOTPRINT	Environmental Design Review - Harbors	3	CLOSED	Martello, Mitchell	02/12/2018 11:20	02/22/2018 04:00		02/20/2018 12:00	Pier 38, Honolulu Harbor
5799	HC_FOOTPRINT	Environmental Design Review - Harbors	3	CLOSED	Zhang, Joy	02/12/2018 01:22	02/15/2018 04:00		02/13/2018 04:30	Pier 15, Honolulu Harbor, hc 10665
5801	HC_FOOTPRINT	Environmental Design Review - Harbors	3	CLOSED	Yim, Spencer	02/12/2018 02:18	02/26/2018 04:00		02/21/2018 03:00	Pier 40, Honolulu Harbor

1

Page 1 of 1, items 1 to 99 of 99.

Reviewing Plans

- When conducting a plan review:
  - Identify location and size.
  - Identify where storm water will flow.
    - Identify waterways (e.g. coastline, canals) and storm drains.
    - Identify topography.
    - Identify ground cover and soil type.
  - Identify locations of potential pollutant source.
    - Land disturbance activities.
    - Staging areas.
    - Non-storm water.

Reviewing Plans

- Determine the scheduling / phasing.
  - Is the land disturbance activity planned for the dry season? (Apr – Sep)
  - Have there been efforts to minimize the disturbed area?
- Responsible parties.
  - Does the Stormwater Pollution Prevention Plan include the names or titles of parties responsible for:
    - Inspections?
    - Maintenance?
    - Recordkeeping?
    - Rain gauge monitoring?
    - Incident reporting?

Reviewing Plans

- Have potential pollutants been addressed via Best Available Technology/Best Conventional Pollutant Control Technology (BAT/BCT)?
- Ensure there is a plan for final stabilization.
- Does the design include permanent BMP?
  - Non-exempt projects one acre and larger.
  - Does the project include LID?
  - How is ongoing maintenance addressed in the plan?
- Have the necessary permits been applied for?

Reviewing Plans

- If greater than or equal to 1 acre, determine whether BMPs adequately address potential pollutants and the requirements of HAR 11-55, App. C.
  - BMPs should be based on expected amount, frequency, intensity, and duration of rain events in the area. (Typically: 2 yr, 24 hr storm).
  - Refer to City and County of Honolulu BMP manual for design details.

Consent Decree Requirements

- Use the City and County of Honolulu Stormwater BMP Manual – Construction. When applicable, all projects should include:

Erosion Controls	Scheduling
	Preservation of Existing Vegetation
	Slope Protection
	Run-on Diversion
Sediment Controls	Silt Fence
	Storm Drain Inlet Protection
	Sand Bag Barrier
	Stabilized Construction Site Entrance/Exit
Non-Stormwater Management	Water Conservation Practices
	Dewatering Operations
Waste Management	Material Delivery and Storage
	Stockpile Management
	Spill Prevention and Control
	Solid Waste Management
	Concrete Waste Management
	Sanitary/Septic Waste Management

Consent Decree Requirements

- Sites Disturbing 1 Acre or More:

Erosion Controls	Hydraulic Mulch
	Hydroseeding
	Soil Binders
	Geotextiles and Mats
	Wood Mulching
	Slope Drains
Sediment Controls	Silt Fence
	Fiber Rolls
	Sediment Basin
	Gravel Bag Berm
	Street Sweeping and/ or Vacuum
	Sand Bag Barrier
	Storm Drain Inlet Protection
	Scheduling
	Check Dam

Consent Decree Requirements

- Sites Disturbing 1 Acre or More:

Additional Controls	Wind Erosion Controls
	Stabilized Construction Entrance/ Exit
	Stabilized Construction Roadway
	Entrance/ Exit Tire Wash
	Advanced Treatment Systems
Non-Stormwater Management	Water Conservation Practices
	Dewatering Operations (Groundwater dewatering only under National Pollutant Discharge Elimination System Permit No. (TBD)
	Vehicle and Equipment Washing
	Vehicle and Equipment Fueling
	Vehicle and Equipment Maintenance
Waste Management	Material Delivery and Storage
	Stockpile Management
	Spill Prevention and Control
	Solid Waste Management

Consent Decree Requirements

- Roadway Paving or Repair:

1.	Restrict paving and repaving activity to **exclude periods of rainfall** or predicted rainfall unless required by emergency conditions.
2.	**Install gravel bags and filter fabric** or other equivalent inlet protection at all susceptible storm drain inlets and at manholes to prevent spills of paving products and tack coat.
3.	Prevent the discharge of release agents including soybean oil, other oils, or diesel to the stormwater drainage system or receiving waters.
4.	Minimize non-stormwater runoff from water use for the roller and for evaporative cooling of the asphalt.
5.	Clean equipment over absorbent pads, drip pans, plastic sheeting or other material to capture all spillage and dispose of properly.
6.	**Collect liquid waste in a container**, with a secure lid, for transport to a maintenance facility to be reused, recycled or disposed of properly.

Consent Decree Requirements

- Roadway Paving or Repair:

7.	Collect solid waste by vacuuming or sweeping and securing in an appropriate container for transport to a maintenance facility to be reused, recycled or disposed of properly.
8.	**Cover the "cold-mix" asphalt** (i.e., pre-mixed aggregate and asphalt binder) with protective sheeting during a rainstorm.
9.	**Cover loads** with tarp before haul-off to a storage site, and do not overload trucks.
10.	Minimize airborne dust by using water spray or other approved dust suppressant during grinding.
11.	Avoid stockpiling soil, sand, sediment, asphalt material and asphalt grinding materials or rubble in or near stormwater drainage system or receiving waters.
12.	Protect stockpiles with a **cover or sediment barriers during a rain**.

Plan Reviews: NPDES Permit Minimum Measures

- Provide natural buffer if within 50’ of state water.
  - Alternatives or exemptions may be applied based on site conditions.
- Install perimeter controls where water will flow.
- Minimize track-out.
  - Has a designated exit if equipment will be coming onto the site.
- Control stockpiles.
  - Use a temporary perimeter BMP or stabilize.
- Minimize dust.
- Minimize land disturbance on slopes.
  - Attempt to limit grading to less than 15% slopes.
- Minimize soil compaction.
  - Restrict vehicle and equipment use.
  - Condition the soil prior to seeding.

Plan Reviews: NPDES Permit Minimum Measures

- Protect drain inlets.
  - Only required when storm water is not properly managed with another method.
- Contaminated stockpiles.
  - Prevent storm water from impacting stockpile. OR
  - Prevent discharge of storm water from the area.
- Ensure non-storm water is contained (e.g. dewatering, concrete washout, vehicle washing).
- Written narrative for potential pollutant generating activities such as:
  - Vehicle and equipment fueling.
  - Washing vehicles and paint applicators.
  - Storage, handling, and disposal of construction materials, products, and wastes.

Harbor's Inspections

- Initial Inspection:
  - Verify all BMPs are installed appropriately.
  - Deficiencies must be corrected prior to the start of other construction work.
- Regular Inspection:
  - Deficiencies must be corrected or enforcement will commence.
  - Inspector will provide the contractor with report in five (5) calendar days.

Harbor's Inspections

- Final Inspection:
  - When all the following conditions are met:
    - Construction is completed.
    - Exposed soil has been stabilized.
    - Remaining activities have minimal impact on stormwater runoff.
  - Document the conditions are met in the *Additional Notes* portion of the report.
  - Ensure that permanent BMPs are properly installed, if applicable.
  - Deficiencies must be corrected prior to issuance of final payment.

Harbor's Inspections

- Review completed Contractor Self Inspections:
  - For sites with NPDES permit:
    - Contractor's self inspections weekly AND within 24 hours of a 0.25 inch rainfall.
    - Signed by duly authorized representative.
  - Ensure contractor has completed or has a plan for completion of maintenance and repair of BMPs.
  - Any changes to BMPs must be documented.

Harbor’s Enforcement

- Escalating Policy for Enforcement
  - Harbor’s Construction Enforcement
    - Oral or Verbal Warning
    - Written Warning
    - Issue Stop Work Order

Harbor’s Enforcement

- Enforcement Response Plan
  - Currently Developing
  - Escalating Policy for Enforcement that may include ability to assess liquidated damages, fines, and/or criminal penalties for non-compliance on construction projects

MĀLAMA I KE AWA KAI - PROTECT OUR HARBOR WATERS

NPDES Construction General Permit

HAR 11-55, App C

- Submit a Notice of Intent and develop a Stormwater Pollution Prevention Plan (SWPPP) 30 days prior to the start of activities.
- Notify the DOH 7 days prior to start.
- Train personnel on BMPs.
- Install, inspect, and repair BMPs as necessary.
- Update SWPPP and maintain on-site.
- Submit a Notice of Cessation when area has been stabilized.

HAR 11-55, App C

- General Permit Requirements.
  - NOI submitted via e-permitting website.
  - Permittee must complete and keep on-site:
    - SWPPP.
    - Record of changes to the SWPPP (complete in 7 days).
    - Monthly compliance reports.
    - Inspection reports (within 48 hours).
    - Corrective action reports (start within 24 hours and finish with 7 days).
  - All documents must be signed by certifying person or duly authorized representative.

HAR 11-55, App C

- SWPPP must include:
  - **Personnel on the stormwater team**.
  - Contractor and sub-contractor information.
  - Nature and sequence of construction activities.
  - Description of sources of non-stormwater.
  - Potential sources of stormwater pollution and measures to reduce or eliminate.
  - Description of buffer option implemented.
  - **Description stabilization practices and post-construction BMPs.**
  - Inspection, maintenance, and corrective action procedures.
  - Training documentation.
  - NGPC and other permits.
  - Documentation of UIC well requirements, if applicable.

HAR 11-55, App C

- SWPPP must include a site map:
  - Locations of earth-disturbing activities.
  - Topography including slopes before and after grading.
  - Stockpiles locations.
  - Contaminated soils.
  - Direction of discharge to state waters and other drainage systems (Harbors MS4).
  - Entry/exit points.
  - Structures and impervious surfaces.
  - Staging area.
  - **Boundary lines of buffer areas.**
  - Potential pollutant activities and storage areas.
  - All BMPs.

HAR 11-55, App C

- Natural Buffers:
  - Required when a state water is within 50 feet of ground disturbance.
  - Options:
    - Maintain a 50-foot undisturbed vegetated buffer.
    - If the buffer is less than 50 feet, also provide a double sediment control spaced 5 feet apart.
    - If there is no buffer, maintain a double sediment control spaced 5 feet apart and complete stabilization within 7 calendar days.
  - Delineate with flags, tape, or other marking.

HAR 11-55, App C

- Contractor Self-Inspection frequency:
  - For sites that are NOT discharging to impaired waters:
    - At least once every 7 days; **OR**
    - Once every 14 days and within 24 hours of a 0.25 inch rain event.
  - For sites that do discharge to impaired waters:
    - At least once every 7 days; **AND**
    - Within 24 hours of a 0.25 inch rain event and prolonged rain events.
      - Keep a rain gauge on-site!
  - Conducted by a qualified person.

HAR 11-55, App C

- Corrective Actions:
  - Only for actions to **stop or prevent** a violation of water quality (HAR 11-54).
  - Fix the problem immediately (start the same day).
  - Significant repairs – complete within 7 days.
- Corrective Action Report:
  - Within **24 hours**: condition identified, date, time, and how it was identified.
  - Within **7 days:** follow-up actions taken, summary of BMP modifications.

HAR 11-55, App C

- Stabilization is required:
  - Immediately (by next day) whenever earth disturbing activities have ceased.
    - Temporarily ceased means no activities within **14 calendar days** or more.
  - Deadline for completion: ASAP but no later than **14 calendar days** after initiation.
  - Deadline for sites discharging to impaired waters: **7 calendar days** from the temporary or permanent cessation of earth disturbance.

HAR 11-55, App C

- Types of initiation of stabilization:
  - Prepping the soil for vegetation or non-vegetation stabilization.
  - Applying mulch.
  - Seeding and planting.
  - Making the arrangements for stabilization.
- Criteria for stabilization:

  - Vegetation evenly distributed that provides **70%** or more of density that was previously there.
  - Non-vegetative controls (e.g. pavement).

MĀLAMA I KE AWA KAI - PROTECT OUR HARBOR WATERS

Stormwater Pollution Prevention Practices

Potential Pollutant: Sediment

- Erosion:
  - Process by which the land surface is worn away by the action of water or wind.

- Sedimentation:
  - Movement and settling out of suspended soil particles.

Common Pollutants

Vehicle Fluids.

Aggregate.

Trash.

Chemicals.

Sediment.

Portable Toilet.

Washouts.

Construction Impacts

Sedimentation

Unstabilized Construction Site

Between **35-45 tons** of sediment per acre each year.

VS

Forested Land / Grassy Areas

Approximately **1 ton** of sediment per acre each year.

Definition of Illicit Discharge

- Non-stormwater discharge that poses a risk to the environment.

Only Rain in the Storm Drain!

Erosion Control

- **Any source control practice that protects the soil surface and prevents soil particles from being detached by rainfall, flowing water, or wind.** *(Referred to as soil stabilization)*

CCH BMP Manual : Table 3-1
Employee/Subcontractor Training
Scheduling
Preservation of Existing Vegetation
Hydraulic Mulch
Hydroseeding
Soil Binders
Geotextiles and Mats
Wood Mulching
Earth Dikes and Drainage Swales
Velocity Dissipation Devices
Slope Drains
Streambank Stabilization
Seeding, Planting, and Sodding
Slope Roughening/Terracing
Topsoil Management

Sediment Control

- **Any practice that traps soil particles after they have been detached and moved by rain, flowing water, or wind.** *(Passive systems that rely on filtering or settling the particles out of the water or wind that is transporting them.)*

CCH BMP Manual: Table 3-2
Silt Fence
Sediment Basin
Sediment Trap
Check Dams
Fiber Rolls
Gravel Bag Berm
Street Sweeping and Vacuuming
Sandbag Barrier
Storm Drain Inlet Protection
Chemical Treatment
Locations of Potential Sources of Sediment
Level Spreader
Rip-Rap & Gabion Inflow Protection
Vegetated Buffer Strips and Channels

Wind Erosion Control

- **Applying water or other dust palliatives to prevent or alleviate dust nuisance.**

CCH BMP Manual: Table 3-3
Wind Erosion Control

Tracking Control

- **Preventing or reducing the tracking of sediment off-site by vehicles leaving the construction area.**

CCH BMP Manual: Table 3-4
Stabilized Construction Entrance/Exit
Stabilized Construction Roadway
Entrance/Outlet Tire Wash

Non-Storm Water Management BMPs

- **Source control BMPs that prevent pollution by limiting or reducing potential pollutants at their source or eliminating off-site discharges** *(Referred to as good housekeeping practices)*

CCH BMP Manual : Table 4-1
Water Conservation Practices
Dewatering Operations
Paving and Grading Operations
Temporary Stream Crossing
Clear Water Diversion
Illicit Connection/Discharge
Potable Water/Irrigation
Vehicle and Equipment Cleaning
Vehicle and Equipment Fueling
Vehicle and Equipment Maintenance
Pile Driving Operations
Concrete Curing
Concrete Finishing
Material over Water
Demolition Adjacent to Water
Temporary Batch Plants

Waste Management & Materials Pollution Control BMPs

- **Source control BMPs that prevent pollution by limiting or reducing potential pollutants at their source before they come in contact with storm water.** *(Referred to good housekeeping practices)*

CCH BMP Manual : Table 4-2
Material Delivery and Storage
Material Use
Stockpile Management
Spill Prevention and Control
Hazardous Waste Management
Contaminated Soil Management
Concrete Waste Management
Sanitary/Septic Waste Management
Liquid Waste Management

BMP Installation, Inspection, and Maintenance

- **Implementation/Installation**
  - Refer to BMP Manual
  - Follow manufacturer specifications
- **Inspection**
  - Refer to BMP Manual
  - Routine inspections
  - Permit required inspections
- **Maintenance**
  - Performed required maintenance
  - Repair or replace when necessary

Proper BMP installation, conducting routine inspections, and performing on-going maintenance is needed for all temporary BMPs!

Erosion Control: Preservation of Existing Vegetation (EC-2)

- **Implementation**
  - Avoid disturbing existing vegetation
  - Clearly mark limits of disturbance and leave buffer
- **Inspection**
  - Verify existing vegetation preserved
  - Verify protective measures remain in place
- **Maintenance**
  - Restore protective measures if damaged
  - Maintain irrigation or use temporary irrigation

Erosion Control: Soil Binders (EC-5)

- **Installation**
  - Roughen embankment and fill areas
  - Apply to exposed soil surfaces
  - Soil type dictates appropriate binder
  - Follow manufacturer recommendations for application rates
  - Requires a minimum curing time

- **Inspection**
  - Look for undercutting
  - Identify areas where erosion has occurred
- **Maintenance**
  - Reapply as needed

Erosion Control: Geotextiles and Mats (EC-7)

- **Installation**
  - Proper site preparation required
  - Refer to manufacturer specifications
  - Proper laying, securing, and anchoring needed
- **Inspection**
  - Geotextile and mat in contact with soil
  - Lap joints are secure
  - Undercutting
- **Maintenance**
  - Repair erosion or damage
  - Reinstall

Sediment Control: Silt Fence (SE-2)

- **Installation**
  - Trench 6-inches wide and 6-inches deep
  - Bottom key-in a minimum of 12 inches
  - Posts spaced a maximum of 6 feet apart
  - Backfill and compact trench
  - Follow BMP manual and manufacturer specifications
- **Inspection**
  - Undercutting, split, torn, slumping, etc.
  - Sediment accumulation
- **Maintenance**
  - Repair or replace as needed
  - Remove sediment accumulation when it reaches one-third of the barrier height

Sediment Control: Fiber Rolls (SE-5)

- **Installation**
  - Consist of straw, flax, mulch, or other material bound in tight tubular roll
  - May require trenching and staking
  - Install along contour
  - Diameter and spacing requirements
- **Inspection**
  - Splits, tears, unraveling, slumping, etc.
  - Undercutting
  - Accumulated sediment
- **Maintenance**
  - Repair or replace as needed
  - Remove sediment accumulation when it reaches one-half designated storage

Sediment Control: Storm Drain Inlet Protection (SE-10)

- **Installation**
  - Drainage area should not exceed 1-acre
  - Requires area for ponding
  - Requirements vary depending on device
- **Inspection**
  - Clogs, torn, holes, snags, degradation, etc
  - Accumulation of sediment
- **Maintenance**
  - Frequent maintenance required
  - Repair and replace as needed
  - Remove sediment accumulation when it reaches one-third of barrier height

Temporary Tracking Control: Stabilized Construction Entrance/Exit (TR-1)

- **Installation**
  - Construct on level ground
  - Select 3-inch to 6-inch diameter stone
  - Minimum depth of stone 12-inches
  - Length of 50-feet minimum and 30-feet minimum width
  - Filter fabric
- **Inspection**
  - Check proper diameter stone used
  - Accumulated or clogged with sediment
- **Maintenance**
  - Remove sediment
  - Replace stone as needed

Waste Management & Materials Pollution Control: Material Delivery & Storage (WM-1)

- **Implementation**
  - Locate temporary storage away from vehicular traffic and waterways
  - Covered area if possible
- **Inspection**
  - Perimeter controls, containment structures, covers, liners
  - Proper storage, labels
- **Maintenance**
  - Repair or replace perimeter controls, containment structures, etc.
  - Spill cleanup
  - Maintain a clean and organized area

Waste Management & Materials Pollution Control: Stockpile Management (WM-3)

- **Implementation**
  - Maintain adequate setback from waterways
  - Requirements to be covered dependent on material and rainy/non-rainy season
  - Stabilization measures may be required
  - Perimeter control at base of stockpile
- **Inspection**
  - Adequately covered
  - Proper perimeter sediment barrier – undercutting, overtopping, torn
- **Maintenance**
  - Repair and/or replace covers
  - Repair and/or replace perimeter controls

Take Away

- All projects must be reviewed prior to start.
- Projects over 1 acre must include post-construction BMPs.
- Inspections are required by Consent Decree and NPDES permits.
  - Inspections are an important tool to catch problems before they result in regulatory enforcement.
- Main goal is to ensure that pollutants are not contaminating receiving waters or MS4.
  - Best if potential pollutants can be kept on-site!
- It is cheaper to implement BMPs than pay the regulatory fine.
- **Be familiar with City and County of Honolulu BMP manual, Harbor's SWMP programs, Consent Decree, and construction documents.**

MĀLAMA I KE AWA KAI - PROTECT OUR HARBOR WATERS

DOT Harbors Post-Construction SW Management in New Development & Redevelopment Program

Post-Construction Stormwater Management Program

- Projects that result in a land disturbance of 1 acre or more (Regulated Projects) **must** consider the inclusion of post-construction BMPs.
  - Guidance Documents:
    - 2015 Stormwater Management Plan (SWMP)
    - Post-Construction Stormwater Management in New Development and Redevelopment, Honolulu and Kalaeloa Barbers Point Harbors, 2014 (Post-Construction Manual)
    - Storm Water BMP Guide (CCH, 2017; Harbors SWMP, Section D, Appendix C)
    - Rules Relating to Water Quality (effective August 16, 2017, CCH; Harbors SWMP, Section D, Appendix D)

SWMP Post–Construction Definitions

- Land Disturbance:
  - Penetration, turning, or moving of soil.
  - Resurfacing of pavement where the ground is exposed.
  - Grubbing where equipment is used to uproot vegetation.
  - Does <u>NOT</u> include:
    - Grass or weed cutting.
    - Bush or tree trimming that leaves the soil intact.

SWMP Post–Construction Definitions

Exempted project examples (Post-Construction Manual, Section 1.2):

- Maintenance activities such as top-layer grinding, repaving (where all pavement is not removed) and reconfiguring surface parking lots.
- Reroofing.
- Interior remodeling and improvement.
- Routine maintenance to maintain original line and grade, hydraulic capacity, or original purpose of facility.
- Trenching and resurfacing associated with utility work.
- Replacement of damaged pavement.
- Emergency construction activities required to immediately protect public health and safety.

SWMP Post–Construction Definitions

- Post–Construction BMP:

  A BMP that will remain in place following construction to minimize the discharge of pollutants from activities on-site.



SWMP Post – Construction Definitions

- Low Impact Development (LID)

"…mimic predevelopment site hydrology by using site design techniques that store, infiltrate, evaporate, and detain runoff…"

(SWMP Section 3.4.1)



SWMP Post – Construction

“LID” is not just for Storm Water!

Post-Construction Stormwater Management Program

- Include in Design Review Submittal:
  - Post-Construction BMP Plan Checklist.

<u>If PBMPs are required (Regulated Projects):</u>

  - Post-Construction Stormwater Mitigation Plan (PSMP).

Permanent Post-Construction Design Checklist

Hawaii Department of Transportation – Harbors Division

Permanent Post-Construction Best Management Practice Plan Checklist

For a Harbors Project, please fill in this section	
Project Title:	
Project Location:	
Acreage of Site:	Harbors Project No.:
Name of Design Firm:	
Email:	Phone No.:

For a Tenant Improvement Project, please fill in this section	
Tenant Business Name:	Date:
Project Title:	
Project Location:	
Acreage of Site:	TMK No. (if any):

Post-Construction Stormwater Mitigation Plan (PSMP)

Drainage Study and Conditions of Concern → Identify potential pollutants → Identify post-construction BMPs → Complete PSMP

- Required for ”Regulated Projects.”
- Contents (Post-Construction Manual, Section 3.4):
  - Narrative of project.
  - Site map.
  - Description of potential pollutants.
  - Drainage study and conditions of concern.
  - Post-Construction BMPs.
  - Maintenance requirements.

PSMP – PBMP Selection

Order of Preference

- Select from these categories (SWMP Section 3.3):
  - Low Impact Development (LID).
    - Goal = Keep the stormwater on-site and treat it as a resource instead of a waste.
    - Example = Conserve vegetated areas.
  - Source Control.
    - Goal = Keep potential pollutants from coming into contact with stormwater runoff.
    - Example = Covering a maintenance area.
  - Treatment Control.
    - Goal = Remove pollutants from stormwater runoff.
    - Example = Hydrodynamic separators.

PSMP – PBMP Selection and Design

- Refer to City and County of Honolulu resources (Harbors SWMP 2015, Section D):
  - Post-Construction Stormwater Management in New Development and Redevelopment, Honolulu and Kalaeloa Barbers Point Harbors, 2014
  - Storm Water BMP Guide (CCH, 2017; Harbors SWMP, Section D, Appendix C)
  - Rules Relating to Water Quality (effective August 16, 2017, CCH; Harbors SWMP, Section D, Appendix D)

PBMP Installation and Tracking

- Construction Inspection (SWMP Section 4.0)
  - Prior to construction
  - During construction
  - Final Inspection
- Maintenance, Inventory and Recordkeeping (SWMP Section 5.0)
  - Site-specific Operation and Maintenance Plan, guidance provided in CCH Stormwater BMP Guide, or from product manufacturer.
  - PBMPs should be inspected at least annually or as specified in site-specific O&M plan.
  - PBMPs are tracked in Harbor's AMS (Cityworks).

Enforcement

- Oral or Verbal Warning
- Written Warning
- Notice of Apparent Violation (NAV)
- Notice and Finding of Violation Order (NFVO)
- Stop Work Orders (as applicable) e.g. Issuance of Summons or Citation, including fines

Permanent BMP Options

- Conserve Natural Areas, Soils, and Vegetation:
  - Conduct construction activities such that disturbance to existing vegetated areas is minimized, in particular trees.
  - Refer to CCH Storm Water BMP Guide, pg 4.

Ideal Implementation:
- In areas where there is existing vegetation

Permanent BMP Options

- Vegetated Swale:
  - Broad earthen channel vegetated with erosion resistant and flood tolerant grasses.
  - Runoff is typically conveyed through channel, which allows for infiltration and treatment.
  - Refer to CCH BMP Guide, pg 86.

Ideal Implementation:

- Along streets and parking lots.

Permanent BMP Options

- Permeable Pavement
  - Paved surfaces that infiltrate, treat, and/or store rainwater where it falls.
  - Refer to CCH BMP Guide, Pg 57.

Ideal Implementation:
• Driveways and parking lots.
• Areas where flooding is a problem.

Permanent BMP Options

- Modular Wetlands
  - A treatment system designed to look and function more naturally.
  - Engineered media targets pollutants of concern.
  - Proprietary device, not covered in CCH BMP Guide.

Ideal Implementation:
• Driveways and parking lots.
•Areas that have drain piping and receive surface flow.



Permanent BMP Options

- Hydrodynamic Separators
  - Flow through structures with a settling or separation unit to remove sediments and other pollutants.
  - Refer to CCH BMP Guide, pg 104.

Ideal Implementation:
•Areas where materials to be removed from runoff are heavy particulates – which can be settled – or floatables –which can be captured, rather than solids with poor settleability or dissolved pollutants.

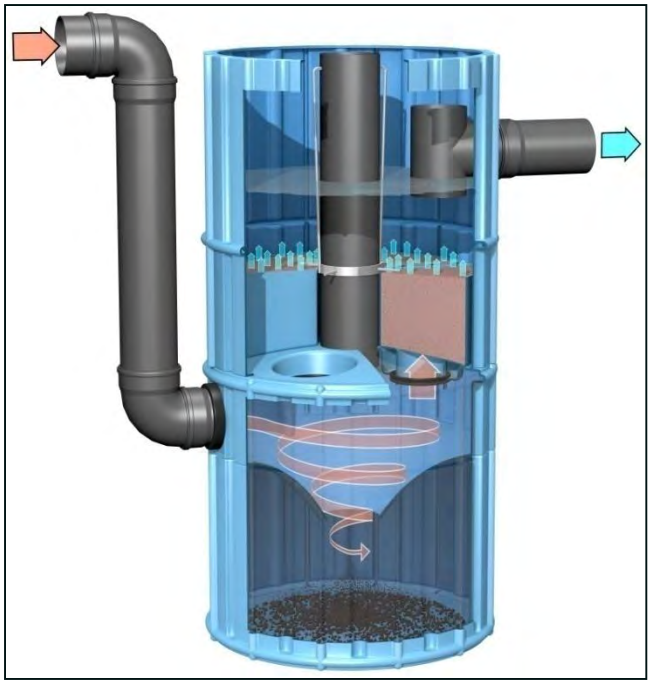

Permanent BMP Options

- Oil Water Separators
  - Separates oil from water before discharge.
  - Refer to CCH BMP Guide pg. 15, Vehicle Cleaning.

Ideal Implementation:
•Areas where vehicle repairs or washing take place.

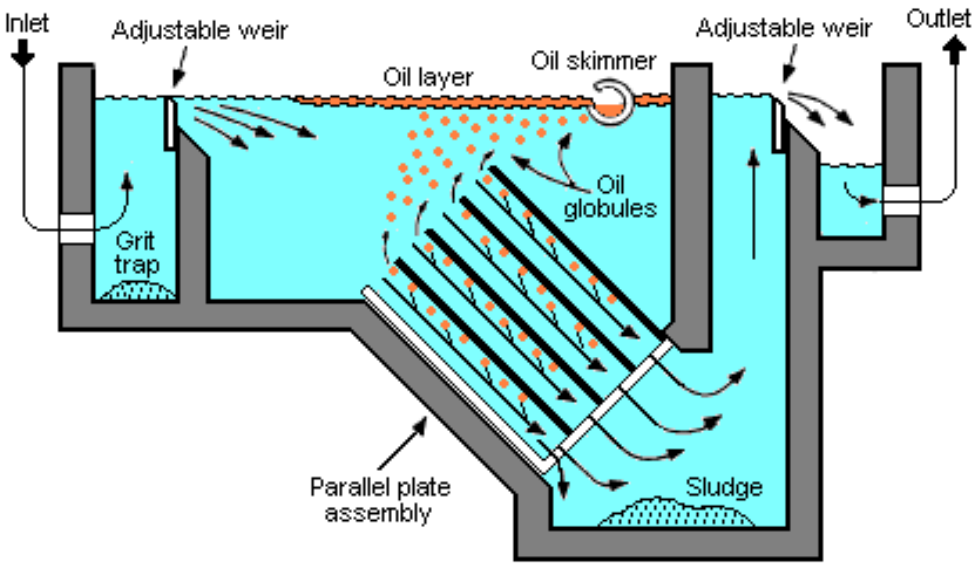

Permanent BMP Options

- Trench Drain Filter
  - Designed to absorb high levels of hydrocarbon, oils and grease.
  - Ideal for maintenance yards.
  - Easy to install and replace.

Ideal Implementation:
•Maintenance yards with existing trench drains.

Permanent BMP Options

- Downspout Filter
  - Canister installed in downspout piping.
  - Water is directed outside of the Mesh Stainless Steel Filter Cartridge & Filter.
  - Best for drainage areas with low pollutant loads.

Ideal Implementation:
•Roof drain downspouts.

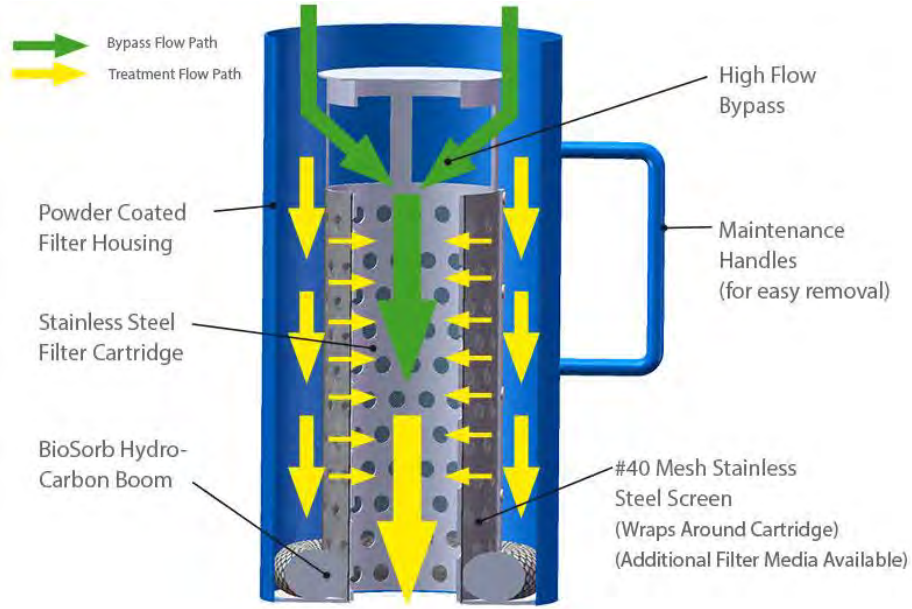

Permanent BMP Options

- Curb Inlet Screen
  - Blocks larger debris and trash from entering curb inlet structures.
  - Some systems automatically retract during higher flows.
  - Can be used with basket insert.

Ideal Implementation:
•Keeping larger debris out of curb inlets.

Permanent BMP Options

- Grate Inlet Skimmer Box
  - Catch basin insert can be custom sized to fit almost and inlet.
  - Includes oil boom for hydrocarbon removal.
  - Can include media filter, if needed.
  - Fairly easy to install and maintain.

Ideal Implementation:
•Any grated catch basin inlet where pollutant removal is needed.

Permanent BMP Options

- Grate Inlet Filter
  - Catch basin insert can be custom sized to fit almost and inlet.
  - Includes oil boom for hydrocarbon removal.
  - Can include media filter, if needed.
  - Fairly easy to install and maintain.

Ideal Implementation:
•Any grated catch basin inlet where pollutant removal is needed.



Permanent BMP Options

- Baffle Box
  - Flow through structure with settling chamber to remove sediment.
  - Includes basket system to trap floatables, and an oil boom to remove hydrocarbons.

Ideal Implementation:
•Areas where materials to be removed from runoff are heavy particulates – which can be settled – or floatables –which can be captured, includes oil boom.

Irwin Memorial Park

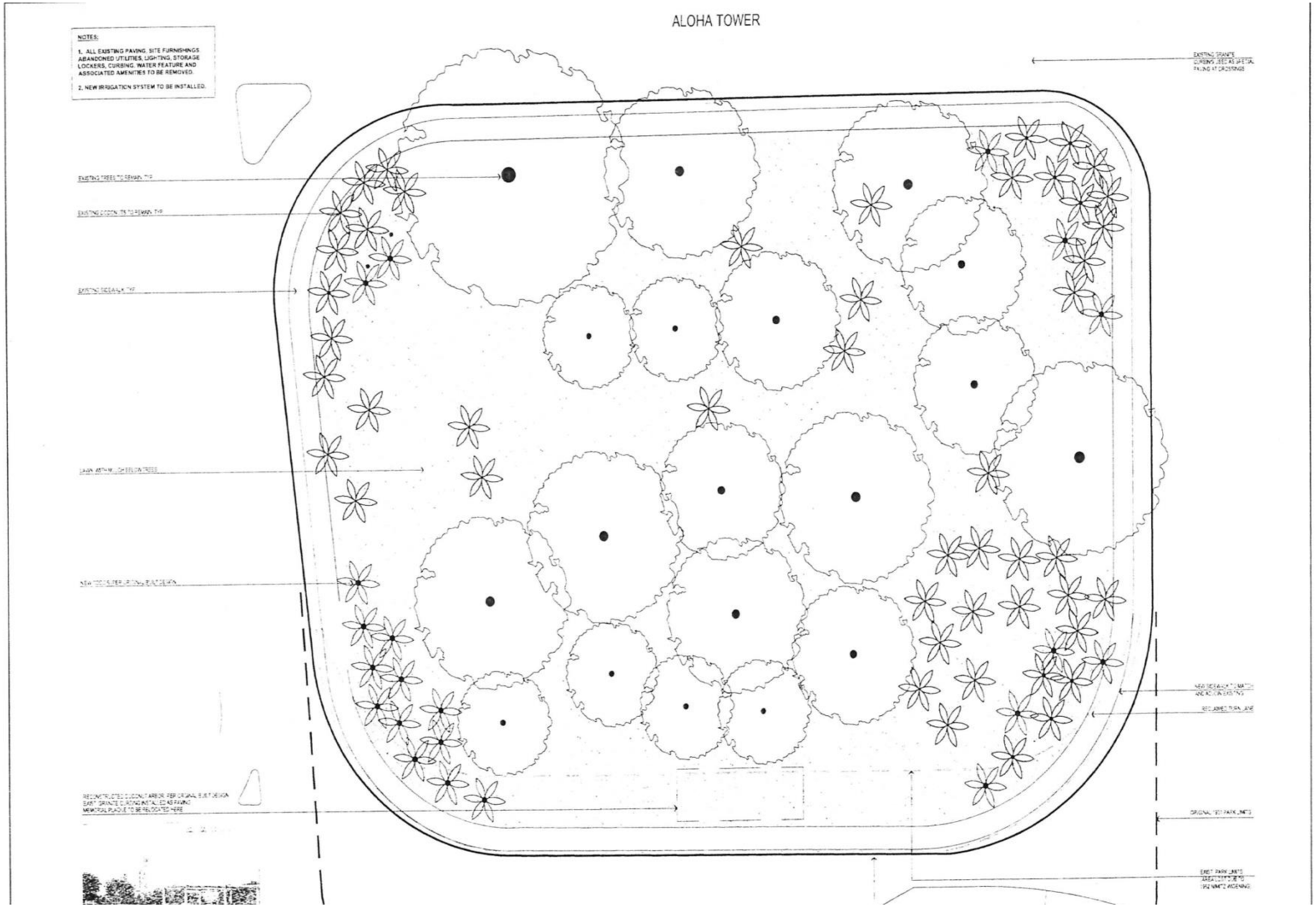

Lessons Learned
(Maintenance Considerations)

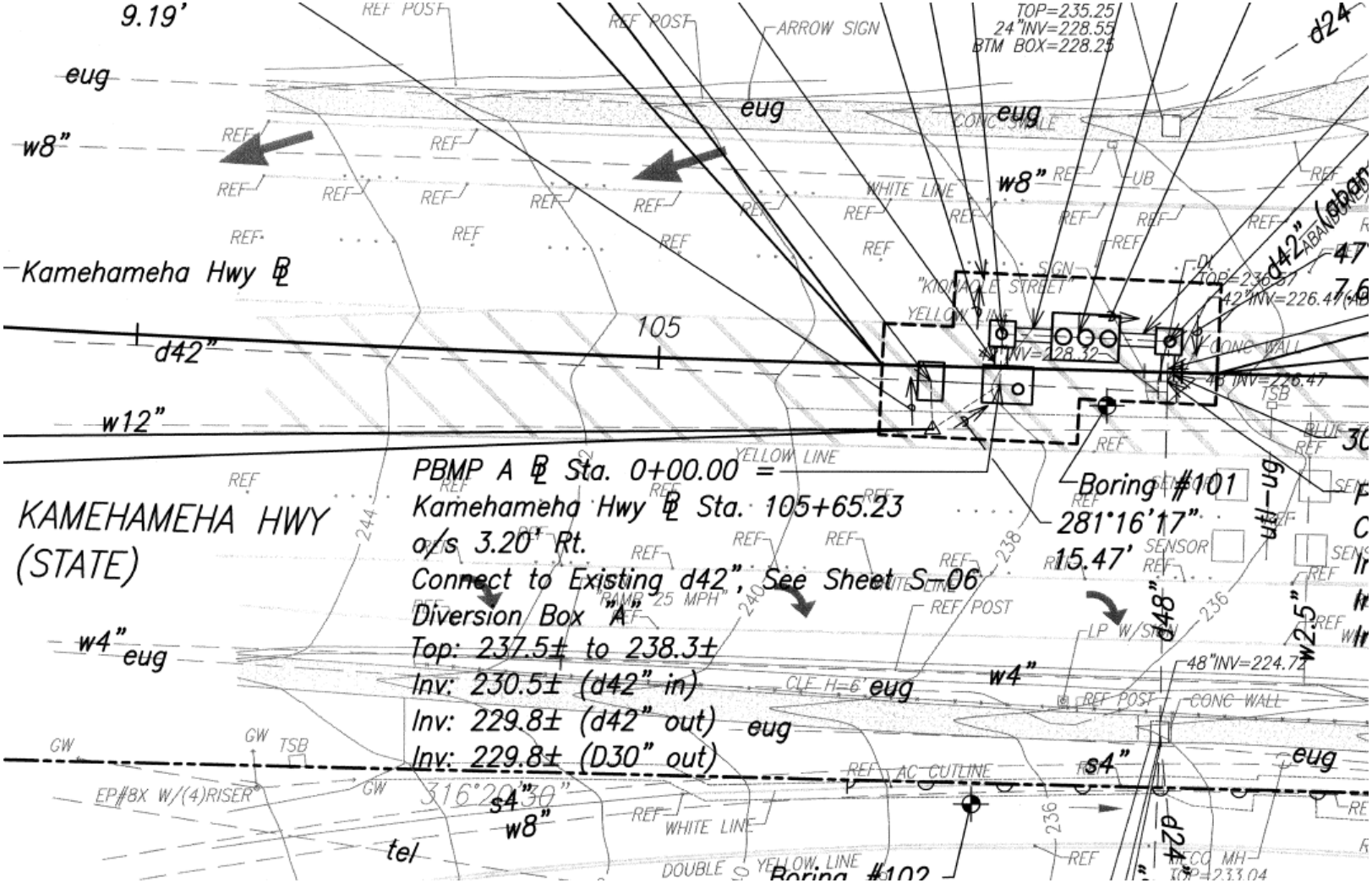

Lessons Learned
(Maintenance Considerations)

Lessons Learned
(Maintenance Considerations)

Lessons Learned
(Maintenance Considerations)

Lessons Learned

Proper Construction/Installation

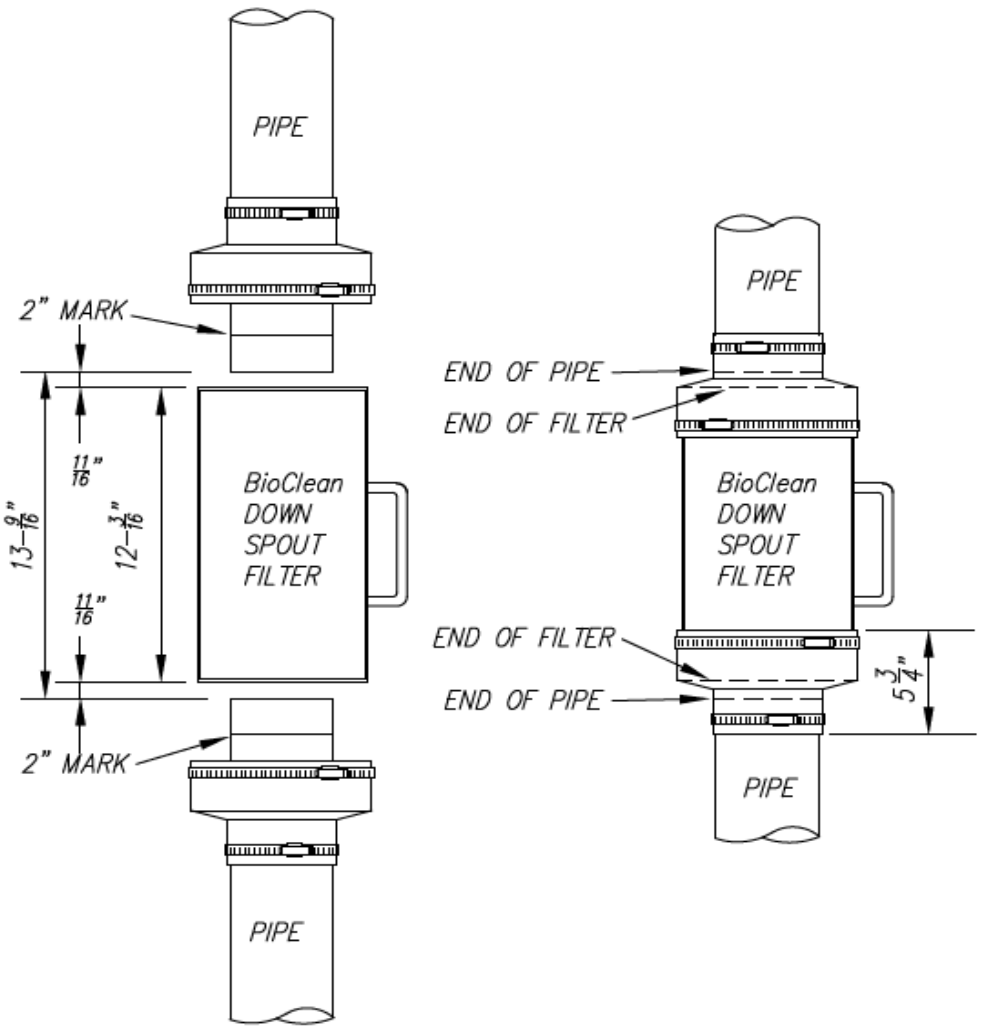

Proper Construction/Installation is Critical!

Proper Construction/Installation is Critical!

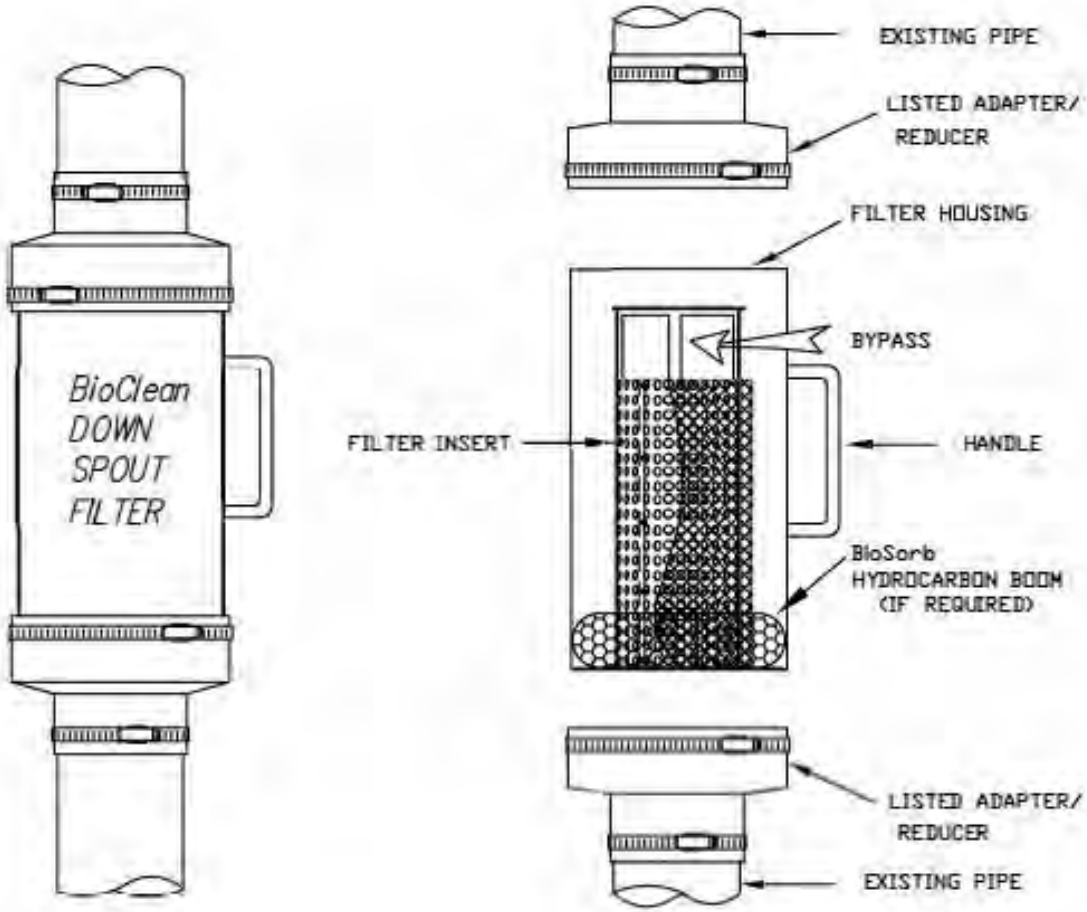

Know Your Pollutant Load!

Evaluate Maintenance Requirements

Take Away

- All projects must be reviewed to ensure that they comply with Post-Construction BMP requirements.
- Projects that result in a land disturbance of 1 acre or more must consider the inclusion of post-construction BMPs.
- **Be familiar with City and County of Honolulu BMP manual, Harbor's SWMP programs, Consent Decree, and construction documents.**

Questions

- Harbor's Website: http://hidot.hawaii.gov/harbors/malamaikeawakai

- Harbor's Contacts:
  - Stormwater Reporting Hotline: 587-1962.
  - Joy Zhang, PE: 587-1960, ying.j.zhang@hawaii.gov.

MĀLAMA I KE AWA KAI - PROTECT OUR HARBOR WATERS

Attachment 4.b

Construction and Post-Construction Training Sign-In Sheets and Completed Surveys

HDOT Harbors Construction and Post-Construction Programs Training Sign-in Sheet

Date: December 16, 2019

Trainer: Marleina Lyons-Wolfe; ETC

No.	Name	Organization	E-mail Address	Phone #	Initials
1	DALE ANDRES	HAR-EM	dale.andres@hawaii.gov	587-1876	DA
2	Ron OLIVEROS	HAR-EEP	ronney.r.oliveros@hawaii.gov	587-2524	RO
3	Gregg Hirokawa	HAR-EM	gregg.hirokawa@hawaii.gov	5871985	gh
4	BRANDEN SUMIDA	"	branden.sumida@hawaii.gov	5871873	[illegible]
5	ARNOLD FUKUMOTO	"	arnold.fukumoto@hawaii.gov	587.1878	[illegible]
6	Emmanuel Legaspi	-EM	emmanuel.b.legaspi@hawaii.gov	587-1875	[illegible]
7	Jonathan Lee	~~ED~~	jonathan.sungee@ —	71956	[illegible]
8	Da Teng	ED	da.teng@hawaii.gov	587-1961	DT
9	Mark Yamabe	ED	mark.a.yamabe@hawaii.gov	587-1955	[illegible]
10	WADE TAKAMOTO	ED	wade.takamoto@hawaii.gov	587-1959	[illegible]
11	Xiping Huang	HAR-EP	xiping.huang@hawaii.gov	587-1884	[illegible]
12	Joy Zhang	HAR-EE	ying.j.zhang@hawaii.gov	587-1960	[illegible]
13					
14					
15					

HDOT Harbors Construction and Post-Construction Programs Training Sign-in Sheet

Date: November 13, 2019

Trainer: Marleina Lyons-Wolfe, John Lowry; ETC

No.	Name	Organization	E-mail Address	Phone #	Initials
1	Juanito Cajimat	Island Construction & Demolition LLC			
2	Tavia Oshiro	UH Manoa	tavias@hawaii.edu	956-9173	[illegible]
3	Bobbie Teixeira	DOH-CWB	bobbie.teixeira@doh.hawaii.gov	586-4309	[illegible]
4	Phil Potter	Kennedy Jenks	philpotter@kennedyjenks.com	218-6054	PAP
5	Jigs Capili	KAIKOR CONSTRUCTION CO INC.	jigs@kaikor.com	478-0472	[illegible]
6	Rick Watts	Kaikor Construction	Rick@Kaikor.com	479-2665	[illegible]
7	Terence Yoshida	HDOT	terence.yoshida@hawaii.gov	867-5709	[illegible]
8	Karley Halsted	SSFM	khalsted@ssfm.com	347-3305	[illegible]
9	Genalyn Wagner	City & County SNQ	gwagner@honolulu.gov	7683270	GW
10	Gordon Ling	Brians Contracting Inc	gordon@brianscontracting.com	864-3018	[illegible]
11	FREDDY WISUHANDI	Brians Contracting Inc	Freddy@brianscontracting.com	869-2221	[illegible]
12	BRIAN ARAKAKI	" " "	brian@brianscontracting.com	841-3327	[illegible]
13	DERICK EBESUNO	HDOT - AIRPORT	derick.t.ebesuno@hawaii.gov	836-6623	[illegible]
14	Michele Freitas	DOT-H	michele.gn.freitas@hawaii.gov	587-1976	[illegible]
15	Melissa Shimabukuro	IDPP	ms@idppgroup.org		[illegible]

HDOT Harbors Construction and Post-Construction Programs Training Sign-in Sheet

Date: November 13, 2019

Trainer: Marleina Lyons-Wolfe, John Lowry; ETC

No.	Name	Organization	E-mail Address	Phone #	Initials
1	RUSSELL TAKUMA	BRIAN'S CONTRACTING	russell@briansconteracting.com	841-3327	RT.
2	Ray Kunishige	Pauls Electrical	rkunishige@paulselectrical.com	482-9866	RK
3					
4					
5					
6					
7					
8					
9					
10					
11					
12					
13					
14					
15					

HDOT Harbors Construction and Post-Construction Programs Training Sign-in Sheet

Date: November 13, 2019

Trainer: Marleina Lyons-Wolfe, John Lowry; ETC

No.	Name	Organization	E-mail Address	Phone #	Initials
1	Russell Leong	DFM-SWQ	russell.leong@honolulu.gov	768-3252	
2	Joe Cheng	HAR-EC	joe.cheng@hawaii.gov	587.1869	
3	Mel Travens	DOT-Harbors	melehor.a.travens@hawaii.gov	586-2461	
4	Dennis Kimura	Pacific Architects	dkimura@pacarchitects.com	949-1601	
5	Sharilyn Ikeda	DOT-Harbors	sharilyn.s.ikeda@hawaii.gov	586-2458	
6	Lauren Young	DOT-Harbors	LAUREN.MT.YOUNG@hawaii.gov	587-1870	
7	Dung Vo	DOT-Harbors	Dung.P.Vo@hawaii.gov	586-2460	
8	Kyle Ogata	HDR	KYLE.OGATA@hdrinc.com	202-3870	
9	Rod Shiraishi	DOT HAR	RODNEY.S.SHIRAISHI@HAWAII.gov	586-3046	
10	Andy Chan	DOT HAR	siu.a.chan@hawaii.gov	587-1867	
11	Chandra Namumnani	EKNA Services Inc	cnamumnani@eknahawaii.com	695-6237	
12	Pat Zarko	Dot-harbors	Patrick C.Zarko@hawaii.gov	587-1869	
13	Rodney Yamane	DOT-Harbors	RODNEY.K.YAMANE@HAWAII.GOV	587-1869	
14	Carol Mitsuyasu	IDPP	carol.mitsuyasu@IDPPgroup.org	753-8899	
15	Glhen Gantano	Brians Contracting Inc	Glhen@Brianscontracting.com	408 674-7635	

HDOT Harbors Construction and Post-Construction Programs Training Sign-in Sheet

Date: November 13, 2019

Trainer: Marleina Lyons-Wolfe, John Lowry; ETC

No.	Name	Organization	E-mail Address	Phone #	Initials
1	Kristen Yoshida	Belt Collins Hawaii	kyoshida@bchdesign.com	5215361	KY
2	WILLIAM MAKANUI	DOT Harbors Div., ESP	william.h.makanui@hawaii.gov	586-2525	[illegible]
3	DANILO CABALLAN	YOGI KWONG ENGINEERS	DCABALLAN@YOGIKWONG.COM	676-4938	DC
4	Kyle Harrison	Yogi Kwong Engineers	kharrison@yogikwong.com	366-9222	KH
5	TIN LUNG CHAO	"	tchao@yogikwong.com	294-5415	Tin
6	JOHN PRICE	ATTORNEY GENERAL'S OFFICE	JOHN.H.PRICE@HAWAII.GOV	587-2992	[illegible]
7	Patsy Takemura	Attorney General's Office	patsy.m.takemura@hawaii.gov	587-2992	[illegible]
8	Megan Scouten	Healy Tibbitts Builders	mlscouten@healytibbitts.com	6307059	MLS
9	Alex Cross	AECOM	alex.cross@AECOM.com	426-5125	AC
10	Monique Schafer	DOT Airports	moniquem.schafer@hawaii.gov	838-8098	MS
11	Vincent Ching	Aecom	Vincent.Ching@aecom.com	479-1592	[illegible]
12	Bruce Wade	AECOM	bruce.wade@aecom.com	521-3051	BW
13	Cobey Hongo	DOH-CWB	Cobey.Hongo@doh.hawaii.gov	586-4309	CH
14	TODD NISHIOKA	WJP	todd.nishioka@wjp.com	566-2212	[illegible]
15	Connor ADAMS	US EPA	adams.connor@epa.gov	541-2752	CA

HDOT Harbors Construction and Post-Construction Programs Training Sign-in Sheet

Date: November 13, 2019

Trainer: Marleina Lyons-Wolfe, John Lowry; ETC

No.	Name	Organization	E-mail Address	Phone #	Initials
1	KEITH HATTAL	PAUL'S ELECTRICAL	KHATTAL@PAULSELECTRICAL.COM	486-9866	[illegible]
2	Randee Tubal	DOH-Clean Water Branch	Randee.Tubal@doh.hawaii.gov	586-4309	RT
3	Jimmy Taag	HWY-DD - (DOT)	tsang.m.taag@dot.hawaii.gov	469-4679	JT
4	Andrea Cheung	Brown & Caldwell	acheung@brownceld.com		AC
5	Christopher Yee	SSFM Intl	cyee@ssfm.com	398-3398	CY
6	DOMINICK LASQUERO	GRACE PACIFIC LLC	DLASQUERO@GRACEPACIFIC.COM	561-7298	[illegible]
7	Genevieve Salmonson	DOH-Compliance Office	genevieve.salmonson@doh.hawaii.gov	586-4528	[illegible]
8	GAVIN NAGAUE	DOH-CWB	gavin.nagaue@doh.hawaii.gov	586-4300	[illegible]
9	Mitchell Martello	DOT Harbors	mitchell.a.martello@hawaii.gov	587-1969	[illegible]
10	D. MAHINA DEATHERHOLTZ	C&C S/W	dweatherholtz@honolulu.gov	768-3244	[illegible]
11	Mark Ebert	Stantec	mark.ebert@stantec.com	859-4158	ME
12	Wai Yi Ng	HART	waiyi.ng@honolulu.gov	768-6128	[illegible]
13					
14					
15					

HDOT Harbors Construction and Post-Construction Programs Training Sign-in Sheet

Date: November 13, 2019

Trainer: Marleina Lyons-Wolfe, John Lowry; ETC

No.	Name	Organization	E-mail Address	Phone #	Initials
1	DEAN WATASE	DOT - HARBORS	dean.watase@hawaii.gov	587.1883	[illegible]
2	Donaren Chong	SSFM	dukchong@yahoo.com	347.8646	[illegible]
3	R. KOIDE	HDOT		630-7465	RK
4	Jacob Browning	Kaikor	jacob@kaikor.com	3413031	JB
5					
6					
7					
8					
9					
10					
11					
12					
13					
14					
15					

2019 HDOT Harbors Construction and Post-Construction Training Quiz

Instruction: Please complete this quiz and submit it to Harbors Engineering Branch Environmental Section. MAHALO NUI LOA! **One correct answer per question.**

Name: Ying "Joy" Zhang **Date:** 12/16/2019

Company / Office Code: HAR-EE

1. NPDES is an abbreviation of:
   A. National Policy for Discharge of Erosion and Sediment
   B. National Pollutant Development and Elimination System
   C. National Pollutant Discharge Elimination System.
   D. None of the above.

2. Sediment degrades maritime habitats by:
   A. Filling in deep pools which give fish protective cover
   B. Covering over gravel bottoms used by fish to deposit eggs
   C. Blocking light and inhibiting photosysthesis, and abrading coral
   D. All of the above.

3. A stabilized construction entrance:
   A. Is best constructed with 3" to 6" crushed stone
   B. Can have geotextile fabric underneath the crushed stone
   C. Needs continual maintenance
   D. All of the above.

4. Sediment tracked onto roads by construction activity must be cleaned up:
   A. By the end of the same work day
   B. By the end of the next work day if track-out occurs during non-working hours
   C. Twice a day.
   D. A or B.

5. Nonpoint Source pollutants include:
   A. Pathogens, Sediment, and Litter
   B. Temperature, Sediment, and Groundwater
   C. Impervious Surfaces
   D. All of the above.

6. True or False? Clay soils are less permeable than sandy soils.
   A. True
   B. False

7. The purpose of providing erosion and sediment control is to:
   A. Cause undue hardship and expense on the developer and contractor
   B. Provide jobs for government employees
   C. Provide a means of construction without harming the environment through sediment pollution
   D. Give environmental activists something to do

8. Who is responsible for controlling sediment pollution?
   A. Whoever is the easiest to blame
   B. The downstream property owner
   C. The owner of the project, the authorized representative, and the general contractor/operator
   D. None of the above

9. True or False? Only extremely high levels of sediment can harm fish in ocean and streams.
   A. True
   B. False

10. A silt fence needs to be maintained when:
   A. The sediment reaches one third the height of the fabric
   B. The sediment reaches one half the height of the fabric
   C. The sediment reaches three quarters the height of the fabric
   D. None of the above.

Comments:

2019 HDOT Harbors Construction and Post-Construction Training Quiz

Instruction: Please complete this quiz and submit it to Harbors Engineering Branch Environmental Section. MAHALO NUI LOA! **One correct answer per question.**

Name: MARK YAMABE **Date:** 12/16/19

Company / Office Code: HAR-ED

1. NPDES is an abbreviation of:
   A. National Policy for Discharge of Erosion and Sediment
   B. National Pollutant Development and Elimination System
   C. National Pollutant Discharge Elimination System.
   D. None of the above.

2. Sediment degrades maritime habitats by:
   A. Filling in deep pools which give fish protective cover
   B. Covering over gravel bottoms used by fish to deposit eggs
   C. Blocking light and inhibiting photosysthesis, and abrading coral
   D. All of the above.

3. A stabilized construction entrance:
   A. Is best constructed with 3" to 6" crushed stone
   B. Can have geotextile fabric underneath the crushed stone
   C. Needs continual maintenance
   D. All of the above.

4. Sediment tracked onto roads by construction activity must be cleaned up:
   A. By the end of the same work day
   B. By the end of the next work day if track-out occurs during non-working hours
   C. Twice a day.
   D. A or B.

5. Nonpoint Source pollutants include:
   A. Pathogens, Sediment, and Litter
   B. Temperature, Sediment, and Groundwater
   C. Impervious Surfaces
   D. All of the above.

6. True or False? Clay soils are less permeable than sandy soils.
   A. True
   B. False

7. The purpose of providing erosion and sediment control is to:
   A. Cause undue hardship and expense on the developer and contractor
   B. Provide jobs for government employees
   C. Provide a means of construction without harming the environment through sediment pollution
   D. Give environmental activists something to do

8. Who is responsible for controlling sediment pollution?
   A. Whoever is the easiest to blame
   B. The downstream property owner
   C. The owner of the project, the authorized representative, and the general contractor/operator
   D. None of the above

9. True or False? Only extremely high levels of sediment can harm fish in ocean and streams.
   A. True
   B. False

10. A silt fence needs to be maintained when:
   A. The sediment reaches one third the height of the fabric
   B. The sediment reaches one half the height of the fabric
   C. The sediment reaches three quarters the height of the fabric
   D. None of the above.

Comments:

2019 HDOT Harbors Construction and Post-Construction Training Quiz

Instruction: Please complete this quiz and submit it to Harbors Engineering Branch Environmental Section. MAHALO NUI LOA! **One correct answer per question.**

Name: ARNOLD FUKUMOTO **Date:** 12/16/19

Company / Office Code: HAR-ISM

1. NPDES is an abbreviation of:
   A. National Policy for Discharge of Erosion and Sediment
   B. National Pollutant Development and Elimination System
   C. National Pollutant Discharge Elimination System.
   D. None of the above.

2. Sediment degrades maritime habitats by:
   A. Filling in deep pools which give fish protective cover
   B. Covering over gravel bottoms used by fish to deposit eggs
   C. Blocking light and inhibiting photosysthesis, and abrading coral
   D. All of the above.

3. A stabilized construction entrance:
   A. Is best constructed with 3" to 6" crushed stone
   B. Can have geotextile fabric underneath the crushed stone
   C. Needs continual maintenance
   D. All of the above.

4. Sediment tracked onto roads by construction activity must be cleaned up:
   A. By the end of the same work day
   B. By the end of the next work day if track-out occurs during non-working hours
   C. Twice a day.
   D. A or B.

5. Nonpoint Source pollutants include:
   A. Pathogens, Sediment, and Litter
   B. Temperature, Sediment, and Groundwater
   C. Impervious Surfaces
   D. All of the above.

6. True or False? Clay soils are less permeable than sandy soils.
   A. True
   B. False

7. The purpose of providing erosion and sediment control is to:
   A. Cause undue hardship and expense on the developer and contractor
   B. Provide jobs for government employees
   C. Provide a means of construction without harming the environment through sediment pollution
   D. Give environmental activists something to do

8. Who is responsible for controlling sediment pollution?
   A. Whoever is the easiest to blame
   B. The downstream property owner
   C. The owner of the project, the authorized representative, and the general contractor/operator
   D. None of the above

9. True or False? Only extremely high levels of sediment can harm fish in ocean and streams.
   A. True
   B. False

10. A silt fence needs to be maintained when:
    A. The sediment reaches one third the height of the fabric
    B. The sediment reaches one half the height of the fabric
    C. The sediment reaches three quarters the height of the fabric
    D. None of the above.

Comments:

2019 HDOT Harbors Construction and Post-Construction Training Quiz

Instruction: Please complete this quiz and submit it to Harbors Engineering Branch Environmental Section. MAHALO NUI LOA! **One correct answer per question.**

Name: Gregg Hirokawa **Date:** 12/16/19

Company / Office Code: DOT Harbors / HAR-EM

1. NPDES is an abbreviation of:
   A. National Policy for Discharge of Erosion and Sediment
   B. National Pollutant Development and Elimination System
   C. National Pollutant Discharge Elimination System.
   D. None of the above.

2. Sediment degrades maritime habitats by:
   A. Filling in deep pools which give fish protective cover
   B. Covering over gravel bottoms used by fish to deposit eggs
   C. Blocking light and inhibiting photosysthesis, and abrading coral
   D. All of the above.

3. A stabilized construction entrance:
   A. Is best constructed with 3" to 6" crushed stone
   B. Can have geotextile fabric underneath the crushed stone
   C. Needs continual maintenance
   D. All of the above.

4. Sediment tracked onto roads by construction activity must be cleaned up:
   A. By the end of the same work day
   B. By the end of the next work day if track-out occurs during non-working hours
   C. Twice a day.
   D. A or B.

5. Nonpoint Source pollutants include:
   A. Pathogens, Sediment, and Litter
   B. Temperature, Sediment, and Groundwater
   C. Impervious Surfaces
   D. All of the above.

6. True or False? Clay soils are less permeable than sandy soils.
   A. True
   B. False

7. The purpose of providing erosion and sediment control is to:
   A. Cause undue hardship and expense on the developer and contractor
   B. Provide jobs for government employees
   C. Provide a means of construction without harming the environment through sediment pollution
   D. Give environmental activists something to do

8. Who is responsible for controlling sediment pollution?
   A. Whoever is the easiest to blame
   B. The downstream property owner
   C. The owner of the project, the authorized representative, and the general contractor/operator
   D. None of the above

9. True or False? Only extremely high levels of sediment can harm fish in ocean and streams.
   A. True
   B. False

10. A silt fence needs to be maintained when:
   A. The sediment reaches one third the height of the fabric
   B. The sediment reaches one half the height of the fabric
   C. The sediment reaches three quarters the height of the fabric
   D. None of the above.

Comments:

2019 HDOT Harbors Construction and Post-Construction Training Quiz

Instruction: Please complete this quiz and submit it to Harbors Engineering Branch Environmental Section. MAHALO NUI LOA! **One correct answer per question.**

Name: DALE ANDRES **Date:** 12/16/19

Company / Office Code: DOT- HARBORS

1. NPDES is an abbreviation of:
   A. National Policy for Discharge of Erosion and Sediment
   B. National Pollutant Development and Elimination System
   C. National Pollutant Discharge Elimination System.
   D. None of the above.

2. Sediment degrades maritime habitats by:
   A. Filling in deep pools which give fish protective cover
   B. Covering over gravel bottoms used by fish to deposit eggs
   C. Blocking light and inhibiting photosysthesis, and abrading coral
   D. All of the above.

3. A stabilized construction entrance:
   A. Is best constructed with 3" to 6" crushed stone
   B. Can have geotextile fabric underneath the crushed stone
   C. Needs continual maintenance
   D. All of the above.

4. Sediment tracked onto roads by construction activity must be cleaned up:
   A. By the end of the same work day
   B. By the end of the next work day if track-out occurs during non-working hours
   C. Twice a day.
   D. A or B.

5. Nonpoint Source pollutants include:
   A. Pathogens, Sediment, and Litter
   B. Temperature, Sediment, and Groundwater
   C. Impervious Surfaces
   D. All of the above.

6. True or False? Clay soils are less permeable than sandy soils.
   A. True
   B. False

7. The purpose of providing erosion and sediment control is to:
   A. Cause undue hardship and expense on the developer and contractor
   B. Provide jobs for government employees
   C. Provide a means of construction without harming the environment through sediment pollution
   D. Give environmental activists something to do

8. Who is responsible for controlling sediment pollution?
   A. Whoever is the easiest to blame
   B. The downstream property owner
   C. The owner of the project, the authorized representative, and the general contractor/operator
   D. None of the above

9. True or False? Only extremely high levels of sediment can harm fish in ocean and streams.
   A. True
   B. False

10. A silt fence needs to be maintained when:
   A. The sediment reaches one third the height of the fabric
   B. The sediment reaches one half the height of the fabric
   C. The sediment reaches three quarters the height of the fabric
   D. None of the above.

Comments:

2019 HDOT Harbors Construction and Post-Construction Training Quiz

Instruction: Please complete this quiz and submit it to Harbors Engineering Branch Environmental Section. MAHALO NUI LOA! **One correct answer per question.**

Name: Jonathan Yee **Date:** 11/16/19

Company / Office Code: -EO

1. NPDES is an abbreviation of:
   A. National Policy for Discharge of Erosion and Sediment
   B. National Pollutant Development and Elimination System
   C. National Pollutant Discharge Elimination System.
   D. None of the above.

2. Sediment degrades maritime habitats by:
   A. Filling in deep pools which give fish protective cover
   B. Covering over gravel bottoms used by fish to deposit eggs
   C. Blocking light and inhibiting photosysthesis, and abrading coral
   D. All of the above.

3. A stabilized construction entrance:
   A. Is best constructed with 3" to 6" crushed stone
   B. Can have geotextile fabric underneath the crushed stone
   C. Needs continual maintenance
   D. All of the above.

4. Sediment tracked onto roads by construction activity must be cleaned up:
   A. By the end of the same work day
   B. By the end of the next work day if track-out occurs during non-working hours
   C. Twice a day.
   D. A or B.

5. Nonpoint Source pollutants include:
   A. Pathogens, Sediment, and Litter
   B. Temperature, Sediment, and Groundwater
   C. Impervious Surfaces
   D. All of the above.

6. True or False? Clay soils are less permeable than sandy soils.
   A. True
   B. False

7. The purpose of providing erosion and sediment control is to:
   A. Cause undue hardship and expense on the developer and contractor
   B. Provide jobs for government employees
   C. Provide a means of construction without harming the environment through sediment pollution
   D. Give environmental activists something to do

8. Who is responsible for controlling sediment pollution?
   A. Whoever is the easiest to blame
   B. The downstream property owner
   C. The owner of the project, the authorized representative, and the general contractor/operator
   D. None of the above

9. True or False? Only extremely high levels of sediment can harm fish in ocean and streams.
   A. True
   B. False

10. A silt fence needs to be maintained when:
   A. The sediment reaches one third the height of the fabric
   B. The sediment reaches one half the height of the fabric
   C. The sediment reaches three quarters the height of the fabric
   D. None of the above.

Comments:

2019 HDOT Harbors Construction and Post-Construction Training Quiz

Instruction: Please complete this quiz and submit it to Harbors Engineering Branch Environmental Section. MAHALO NUI LOA! **One correct answer per question.**

Name: EMMANUEL LEGASPI **Date:** 12/16/19

Company / Office Code: HAR-EM

1. NPDES is an abbreviation of:
   A. National Policy for Discharge of Erosion and Sediment
   B. National Pollutant Development and Elimination System
   C. National Pollutant Discharge Elimination System.
   D. None of the above.

2. Sediment degrades maritime habitats by:
   A. Filling in deep pools which give fish protective cover
   B. Covering over gravel bottoms used by fish to deposit eggs
   C. Blocking light and inhibiting photosysthesis, and abrading coral
   D. All of the above.

3. A stabilized construction entrance:
   A. Is best constructed with 3" to 6" crushed stone
   B. Can have geotextile fabric underneath the crushed stone
   C. Needs continual maintenance
   D. All of the above.

4. Sediment tracked onto roads by construction activity must be cleaned up:
   A. By the end of the same work day
   B. By the end of the next work day if track-out occurs during non-working hours
   C. Twice a day.
   D. A or B.

5. Nonpoint Source pollutants include:
   A. Pathogens, Sediment, and Litter
   B. Temperature, Sediment, and Groundwater
   C. Impervious Surfaces
   D. All of the above.

6. True or False? Clay soils are less permeable than sandy soils.
   A. True
   B. False

7. The purpose of providing erosion and sediment control is to:
   A. Cause undue hardship and expense on the developer and contractor
   B. Provide jobs for government employees
   C. Provide a means of construction without harming the environment through sediment pollution
   D. Give environmental activists something to do

8. Who is responsible for controlling sediment pollution?
   A. Whoever is the easiest to blame
   B. The downstream property owner
   C. The owner of the project, the authorized representative, and the general contractor/operator
   D. None of the above

9. True or False? Only extremely high levels of sediment can harm fish in ocean and streams.
   A. True
   B. False

10. A silt fence needs to be maintained when:
   A. The sediment reaches one third the height of the fabric
   B. The sediment reaches one half the height of the fabric
   C. The sediment reaches three quarters the height of the fabric
   D. None of the above.

Comments:

2019 HDOT Harbors Construction and Post-Construction Training Quiz

Instruction: Please complete this quiz and submit it to Harbors Engineering Branch Environmental Section. MAHALO NUI LOA! **One correct answer per question.**

Name: WADE TAKAMUTO **Date:** 12/16/19

Company / Office Code: HAR-ED

1. NPDES is an abbreviation of:
   A. National Policy for Discharge of Erosion and Sediment
   B. National Pollutant Development and Elimination System
   C. National Pollutant Discharge Elimination System.
   D. None of the above.

2. Sediment degrades maritime habitats by:
   A. Filling in deep pools which give fish protective cover
   B. Covering over gravel bottoms used by fish to deposit eggs
   C. Blocking light and inhibiting photosysthesis, and abrading coral
   D. All of the above.

3. A stabilized construction entrance:
   A. Is best constructed with 3" to 6" crushed stone
   B. Can have geotextile fabric underneath the crushed stone
   C. Needs continual maintenance
   D. All of the above.

4. Sediment tracked onto roads by construction activity must be cleaned up:
   A. By the end of the same work day
   B. By the end of the next work day if track-out occurs during non-working hours
   C. Twice a day.
   D. A or B.

5. Nonpoint Source pollutants include:
   A. Pathogens, Sediment, and Litter
   B. Temperature, Sediment, and Groundwater
   C. Impervious Surfaces
   D. All of the above.

6. True or False? Clay soils are less permeable than sandy soils.
   A. True
   B. False

7. The purpose of providing erosion and sediment control is to:
   A. Cause undue hardship and expense on the developer and contractor
   B. Provide jobs for government employees
   C. Provide a means of construction without harming the environment through sediment pollution
   D. Give environmental activists something to do

8. Who is responsible for controlling sediment pollution?
   A. Whoever is the easiest to blame
   B. The downstream property owner
   C. The owner of the project, the authorized representative, and the general contractor/operator
   D. None of the above

9. True or False? Only extremely high levels of sediment can harm fish in ocean and streams.
   A. True
   B. False

10. A silt fence needs to be maintained when:
   A. The sediment reaches one third the height of the fabric
   B. The sediment reaches one half the height of the fabric
   C. The sediment reaches three quarters the height of the fabric
   D. None of the above.

Comments:

2019 HDOT Harbors Construction and Post-Construction Training Quiz

Instruction: Please complete this quiz and submit it to Harbors Engineering Branch Environmental Section. MAHALO NUI LOA! **One correct answer per question.**

Name: Da Teng **Date:** 12/16/2019

Company / Office Code: HAR-ED

C 1. NPDES is an abbreviation of:
- A. National Policy for Discharge of Erosion and Sediment
- B. National Pollutant Development and Elimination System
- C. National Pollutant Discharge Elimination System.
- D. None of the above.

D 2. Sediment degrades maritime habitats by:
- A. Filling in deep pools which give fish protective cover
- B. Covering over gravel bottoms used by fish to deposit eggs
- C. Blocking light and inhibiting photosysthesis, and abrading coral
- D. All of the above.

D 3. A stabilized construction entrance:
- A. Is best constructed with 3" to 6" crushed stone
- B. Can have geotextile fabric underneath the crushed stone
- C. Needs continual maintenance
- D. All of the above.

D 4. Sediment tracked onto roads by construction activity must be cleaned up:
- A. By the end of the same work day
- B. By the end of the next work day if track-out occurs during non-working hours
- C. Twice a day.
- D. A or B.

A 5. Nonpoint Source pollutants include:
- A. Pathogens, Sediment, and Litter
- B. Temperature, Sediment, and Groundwater
- C. Impervious Surfaces
- D. All of the above.

B 6. True or False? Clay soils are less permeable than sandy soils.
- A. True
- B. False

C 7. The purpose of providing erosion and sediment control is to:
- A. Cause undue hardship and expense on the developer and contractor
- B. Provide jobs for government employees
- C. Provide a means of construction without harming the environment through sediment pollution
- D. Give environmental activists something to do

C 8. Who is responsible for controlling sediment pollution?
- A. Whoever is the easiest to blame
- B. The downstream property owner
- C. The owner of the project, the authorized representative, and the general contractor/operator
- D. None of the above

A 9. True or False? Only extremely high levels of sediment can harm fish in ocean and streams.
- A. True
- B. False

A 10. A silt fence needs to be maintained when:
- A. The sediment reaches one third the height of the fabric
- B. The sediment reaches one half the height of the fabric
- C. The sediment reaches three quarters the height of the fabric
- D. None of the above.

Comments:

2019 HDOT Harbors Construction and Post-Construction Training Quiz

Instruction: Please complete this quiz and submit it to Harbors Engineering Branch Environmental Section. MAHALO NUI LOA! **One correct answer per question.**

Name: Xiping Huang **Date:** 12/16/2019

Company / Office Code: _____

1. NPDES is an abbreviation of:
   A. National Policy for Discharge of Erosion and Sediment
   B. National Pollutant Development and Elimination System
   C. National Pollutant Discharge Elimination System.
   D. None of the above.

2. Sediment degrades maritime habitats by:
   A. Filling in deep pools which give fish protective cover
   B. Covering over gravel bottoms used by fish to deposit eggs
   C. Blocking light and inhibiting photosysthesis, and abrading coral
   D. All of the above.

3. A stabilized construction entrance:
   A. Is best constructed with 3" to 6" crushed stone
   B. Can have geotextile fabric underneath the crushed stone
   C. Needs continual maintenance
   D. All of the above.

4. Sediment tracked onto roads by construction activity must be cleaned up:
   A. By the end of the same work day
   B. By the end of the next work day if track-out occurs during non-working hours
   C. Twice a day.
   D. A or B.

5. Nonpoint Source pollutants include:
   A. Pathogens, Sediment, and Litter
   B. Temperature, Sediment, and Groundwater
   C. Impervious Surfaces
   D. All of the above.

6. True or False? Clay soils are less permeable than sandy soils.
   A. True
   B. False

7. The purpose of providing erosion and sediment control is to:
   A. Cause undue hardship and expense on the developer and contractor
   B. Provide jobs for government employees
   C. Provide a means of construction without harming the environment through sediment pollution
   D. Give environmental activists something to do

8. Who is responsible for controlling sediment pollution?
   A. Whoever is the easiest to blame
   B. The downstream property owner
   C. The owner of the project, the authorized representative, and the general contractor/operator
   D. None of the above

9. True or False? Only extremely high levels of sediment can harm fish in ocean and streams.
   A. True
   B. False

10. A silt fence needs to be maintained when:
    A. The sediment reaches one third the height of the fabric
    B. The sediment reaches one half the height of the fabric
    C. The sediment reaches three quarters the height of the fabric
    D. None of the above.

Comments:

2019 HDOT Harbors Construction and Post-Construction Training Quiz

Instruction: Please complete this quiz and submit it to Harbors Engineering Branch Environmental Section. MAHALO NUI LOA! **One correct answer per question.**

Name: BRANDEN SUMIDA **Date:** 12/16/19

Company / Office Code: HAR-EM

1. NPDES is an abbreviation of:
   A. National Policy for Discharge of Erosion and Sediment
   B. National Pollutant Development and Elimination System
   C. National Pollutant Discharge Elimination System.
   D. None of the above.

2. Sediment degrades maritime habitats by:
   A. Filling in deep pools which give fish protective cover
   B. Covering over gravel bottoms used by fish to deposit eggs
   C. Blocking light and inhibiting photosysthesis, and abrading coral
   D. All of the above.

3. A stabilized construction entrance:
   A. Is best constructed with 3" to 6" crushed stone
   B. Can have geotextile fabric underneath the crushed stone
   C. Needs continual maintenance
   D. All of the above.

4. Sediment tracked onto roads by construction activity must be cleaned up:
   A. By the end of the same work day
   B. By the end of the next work day if track-out occurs during non-working hours
   C. Twice a day.
   D. A or B.

5. Nonpoint Source pollutants include:
   A. Pathogens, Sediment, and Litter
   B. Temperature, Sediment, and Groundwater
   C. Impervious Surfaces
   D. All of the above.

6. True or False? Clay soils are less permeable than sandy soils.
   A. True
   B. False

7. The purpose of providing erosion and sediment control is to:
   A. Cause undue hardship and expense on the developer and contractor
   B. Provide jobs for government employees
   C. Provide a means of construction without harming the environment through sediment pollution
   D. Give environmental activists something to do

8. Who is responsible for controlling sediment pollution?
   A. Whoever is the easiest to blame
   B. The downstream property owner
   C. The owner of the project, the authorized representative, and the general contractor/operator
   D. None of the above

9. True or False? Only extremely high levels of sediment can harm fish in ocean and streams.
   A. True
   B. False

10. A silt fence needs to be maintained when:
   A. The sediment reaches one third the height of the fabric
   B. The sediment reaches one half the height of the fabric
   C. The sediment reaches three quarters the height of the fabric
   D. None of the above.

Comments:

2019 HDOT Harbors Construction and Post-Construction Training Quiz

Instruction: Please complete this quiz and submit it to Harbors Engineering Branch Environmental Section. MAHALO NUI LOA! **One correct answer per question.**

Name: RONNEY OLIVEROS **Date:** 12/20/19

Company / Office Code: HAR-ESP

1. NPDES is an abbreviation of:
   A. National Policy for Discharge of Erosion and Sediment
   B. National Pollutant Development and Elimination System
   C. National Pollutant Discharge Elimination System.
   D. None of the above.

2. Sediment degrades maritime habitats by:
   A. Filling in deep pools which give fish protective cover
   B. Covering over gravel bottoms used by fish to deposit eggs
   C. Blocking light and inhibiting photosysthesis, and abrading coral
   D. All of the above.

3. A stabilized construction entrance:
   A. Is best constructed with 3" to 6" crushed stone
   B. Can have geotextile fabric underneath the crushed stone
   C. Needs continual maintenance
   D. All of the above.

4. Sediment tracked onto roads by construction activity must be cleaned up:
   A. By the end of the same work day
   B. By the end of the next work day if track-out occurs during non-working hours
   C. Twice a day.
   D. A or B.

5. Nonpoint Source pollutants include:
   A. Pathogens, Sediment, and Litter
   B. Temperature, Sediment, and Groundwater
   C. Impervious Surfaces
   D. All of the above.

6. True or False? Clay soils are less permeable than sandy soils.
   A. True
   B. False

7. The purpose of providing erosion and sediment control is to:
   A. Cause undue hardship and expense on the developer and contractor
   B. Provide jobs for government employees
   C. Provide a means of construction without harming the environment through sediment pollution
   D. Give environmental activists something to do

8. Who is responsible for controlling sediment pollution?
   A. Whoever is the easiest to blame
   B. The downstream property owner
   C. The owner of the project, the authorized representative, and the general contractor/operator
   D. None of the above

9. True or False? Only extremely high levels of sediment can harm fish in ocean and streams.
   A. True
   B. False

10. A silt fence needs to be maintained when:
   A. The sediment reaches one third the height of the fabric
   B. The sediment reaches one half the height of the fabric
   C. The sediment reaches three quarters the height of the fabric
   D. None of the above.

Comments:

2019 HDOT Harbors Construction and Post-Construction Training Quiz

Instruction: Please complete this quiz and submit it to Harbors Engineering Branch Environmental Section. MAHALO NUI LOA! **One correct answer per question.**

Name: Richard Yoneda **Date:** 12/26/19

Company / Office Code: HAR-EC

1. NPDES is an abbreviation of:
   A. National Policy for Discharge of Erosion and Sediment
   B. National Pollutant Development and Elimination System
   C. National Pollutant Discharge Elimination System.
   D. None of the above.

2. Sediment degrades maritime habitats by:
   A. Filling in deep pools which give fish protective cover
   B. Covering over gravel bottoms used by fish to deposit eggs
   C. Blocking light and inhibiting photosysthesis, and abrading coral
   D. All of the above.

3. A stabilized construction entrance:
   A. Is best constructed with 3" to 6" crushed stone
   B. Can have geotextile fabric underneath the crushed stone
   C. Needs continual maintenance
   D. All of the above.

4. Sediment tracked onto roads by construction activity must be cleaned up:
   A. By the end of the same work day
   B. By the end of the next work day if track-out occurs during non-working hours
   C. Twice a day.
   D. A or B.

5. Nonpoint Source pollutants include:
   A. Pathogens, Sediment, and Litter
   B. Temperature, Sediment, and Groundwater
   C. Impervious Surfaces
   D. All of the above.

6. True or False? Clay soils are less permeable than sandy soils.
   A. True
   B. False

7. The purpose of providing erosion and sediment control is to:
   A. Cause undue hardship and expense on the developer and contractor
   B. Provide jobs for government employees
   C. Provide a means of construction without harming the environment through sediment pollution
   D. Give environmental activists something to do

8. Who is responsible for controlling sediment pollution?
   A. Whoever is the easiest to blame
   B. The downstream property owner
   C. The owner of the project, the authorized representative, and the general contractor/operator
   D. None of the above

9. True or False? Only extremely high levels of sediment can harm fish in ocean and streams.
   A. True
   B. False

10. A silt fence needs to be maintained when:
   A. The sediment reaches one third the height of the fabric
   B. The sediment reaches one half the height of the fabric
   C. The sediment reaches three quarters the height of the fabric
   D. None of the above.

Comments:

Attachment 4.c

Construction and Post-Construction Training Completed Questionnaires

2019 HDOT Harbors Construction and Post-Construction Training Survey

Instruction: Please complete this survey and submit it to Harbors Engineering Branch Environmental Section. MAHALO NUI LOA!

Name: XIPING HUANG **Date:** 12/26/2019

Company / Office Code: HAR-EP **Job Title:** Engineer V

1. How does your job relate to stormwater management?
   My job do not relate to stormwater management.

2. Did you find the Construction and Post-Construction Training relevant and useful?
   On a scale of 1 to 5, circle one number:
   1 = not relevant / useful, 5 = extremely relevant / useful

   1 2 3 4 (5)

3. What was the most interesting thing you learned in this training?
   Pollution Control: Material Delivery & Storage

4. What other topics would you like to see covered in this training?
   How clean up the site after the material delivery

5. Do you have any recommendations on how to improve Construction and Post-Construction BMP training?
   Provide more detail information and relate regulations

Please provide additional comments below.

2019 HDOT Harbors Construction and Post-Construction Training Survey

Instruction: Please complete this survey and submit it to Harbors Engineering Branch Environmental Section. MAHALO NUI LOA!

Name: Arnold Fukumoto **Date:** 12/26/19

Company / Office Code: HAR-EM **Job Title:** Engineer

1. How does your job relate to stormwater management?
   Projects include stormwater management

2. Did you find the Construction and Post-Construction Training relevant and useful?
   On a scale of 1 to 5, circle one number:
   1 = not relevant / useful, 5 = extremely relevant / useful

   1 2 3 4 5

3. What was the most interesting thing you learned in this training?

4. What other topics would you like to see covered in this training?

5. Do you have any recommendations on how to improve Construction and Post-Construction BMP training?
   Record the training for future on-demand webinar.

Please provide additional comments below.

2019 HDOT Harbors Construction and Post-Construction Training Survey

Instruction: Please complete this survey and submit it to Harbors Engineering Branch Environmental Section. MAHALO NUI LOA!

Name: Branden Sumida **Date:** 12/26/19

Company / Office Code: HAR-EM **Job Title:** Engineer

1. How does your job relate to stormwater management?
   Project engineer

2. Did you find the Construction and Post-Construction Training relevant and useful?
   On a scale of 1 to 5, circle one number:
   1 = not relevant / useful, 5 = extremely relevant / useful

   1 2 3 4 5

3. What was the most interesting thing you learned in this training?
   Post-construction measures

4. What other topics would you like to see covered in this training?
   None

5. Do you have any recommendations on how to improve Construction and Post-Construction BMP training?
   No

Please provide additional comments below.

2019 HDOT Harbors Construction and Post-Construction Training Survey

Instruction: Please complete this survey and submit it to Harbors Engineering Branch Environmental Section. MAHALO NUI LOA!

Name: Da Teng **Date:** 12/30/2019
Company / Office Code: HAR-ED **Job Title:** Engineer

1. How does your job relate to stormwater management?

   We should take stormwater management into consideration when doing projects that may affect stormwater treatment process system.

2. Did you find the Construction and Post-Construction Training relevant and useful?
   On a scale of 1 to 5, circle one number:
   1 = not relevant / useful, 5 = extremely relevant / useful

   1 2 3 4 (5)

3. What was the most interesting thing you learned in this training?

   I saw silt fence before, but I did not know that was for sediment control. It is very interesting to me.

4. What other topics would you like to see covered in this training?

   None.

5. Do you have any recommendations on how to improve Construction and Post-Construction BMP training?

   Can we go to the field to check out BMP devices?

Please provide additional comments below.

2019 HDOT Harbors Construction and Post-Construction Training Survey

Instruction: Please complete this survey and submit it to Harbors Engineering Branch Environmental Section. MAHALO NUI LOA!

Name: Mark Yamabe **Date:** 12/27/19

Company / Office Code: HAR/ED **Job Title:** Civil Engineer

1. How does your job relate to stormwater management?
   CIP improvements can alter the direction, quantity and quality of stormwater.
   Measures must be used to avoid negatively impacting near shore waters.

2. Did you find the Construction and Post-Construction Training relevant and useful?
   On a scale of 1 to 5, circle one number:
   1 = not relevant / useful, 5 = extremely relevant / useful

   1 2 3 **4** 5

3. What was the most interesting thing you learned in this training?
   Lessons learned.

4. What other topics would you like to see covered in this training?
   Examples of HAR permanent BMP's.

5. Do you have any recommendations on how to improve Construction and Post-Construction BMP training?
   No.

Please provide additional comments below.

2019 HDOT Harbors Construction and Post-Construction Training Survey

Instruction: Please complete this survey and submit it to Harbors Engineering Branch Environmental Section. MAHALO NUI LOA!

Name: Ronney Oliveros **Date:** 12/27/2019

Company / Office Code: HAR-ESP **Job Title:** HMP Project Manager

1. **How does your job relate to stormwater management?**
   Understanding regulatory compliance (rules and law) associated with construction allows me to perform in my role appropriately.

2. **Did you find the Construction and Post-Construction Training relevant and useful?**
   On a scale of 1 to 5 (select only one)
   1 = not relevant / useful, 5 = extremely relevant / useful

   1☐ 2☐ 3☐ 4☐ 5☒

3. **What was the most interesting thing you learned in this training?**
   The facilitator's comments reinforcing the Escalating Policy for Enforcement.

4. **What other topics would you like to see covered in this training?**
   Not sure what might be appropriate without knowing what has been covered in the recent past. Glad to participate in future training opportunities that would address perceived gaps or topics that should be reinforced.

5. **Do you have any recommendations on how to improve Construction and Post-Construction BMP training?**
   Nothing to add for the moment. Thanks for the opportunity to provide feedback.

Please provide additional comments below:

Click or tap here to enter text.

2019 HDOT Harbors Construction and Post-Construction Training Survey

Instruction: Please complete this survey and submit it to Harbors Engineering Branch Environmental Section. MAHALO NUI LOA!

Name: Emmanuel Legaspi **Date:** 11/26/19

Company / Office Code: HAR-EM **Job Title:** Engineer I

1. How does your job relate to stormwater management?
   I work on a recurring pavement repairs project at Sand Island where project site is more than one acre, thus, requires NPDES permit.

2. Did you find the Construction and Post-Construction Training relevant and useful?
   On a scale of 1 to 5, circle one number:
   1 = not relevant / useful, 5 = extremely relevant / useful

   1 2 3 4 5

3. What was the most interesting thing you learned in this training?
   Compliance with environmental laws – to be good stewards and to protect the environment.

4. What other topics would you like to see covered in this training?

5. Do you have any recommendations on how to improve Construction and Post-Construction BMP training?

Please provide additional comments below.

Attachment 5.a

HDOT-Harbors Employee Training Outreach Educational Email

Zhang, Ying J

From: Chow, Derek J
Sent: Thursday, October 3, 2019 10:27 AM
To: DOT HAR All Users
Subject: Your Participation and Support are Requested - 2019 HDOT Harbors Division Stormwater Program - Employee Survey; Suspense November 15
Attachments: 2019 HDOT Harbors Employee Annual Survey_Fillable.pdf

Aloha Harbors Team -
The below information and following survey are required by the 2014 Consent Decree for Honolulu Harbor and Kalaeloa Barbers Point Harbor, so your participation in completing the survey will help us achieve compliance.

Please review this email and complete this mandatory stormwater awareness survey before November 15, 2019. We also ask that you share the below message on protecting our environment with family and friends.

This year, our stormwater awareness training comes with a theme of **3R**'s – "**Reduce, Reuse, Recycle**" All you need to do is to take small actions in your daily routine that can make a major impact to reduce waste, minimize use of landfills, and to reduce your carbon footprint.

- **Reduce** – Less waste means there is less to recycle so it pays to be a wise consumer. Some examples would be to avoid using or purchasing one-time use goods or turn off the lights when not in use.
- **Reuse** – Buy, sell or donate used items. Around your home, there are so many ways we could reuse/repurpose items, such as reusing food-grade glass jars to store food and beverages, reuse an old jar to store loose items, reuse newspaper to pack items, just to name a few.
- **Recycle** – Carefully purchasing recyclable products can be a first step towards efficient recycling. Some small steps include purchasing products that can be recycled such as glass jars, buying non-toxic products whenever possible, etc. Participating in the HI-5 Program.

A brochure focused on the above-mentioned **3R**'s is being developed and will be shared with everyone shortly.

In addition, here are some facts focusing on Harbors Stormwater Management Program (aka SWMP) and Pollution Prevention (P2).

- Storm water runoff (aka rainwater) flows over everything it falls on, and impervious surfaces, such as paved streets, parking lots, and building rooftops do not allow this rainwater to soak into the ground. As it travels across these surfaces, the runoff picks up pollutants like trash, oils, chemicals, and dirt that can harm our rivers, streams, lakes, and coastal waters if it gets into the storm drain inlets. **Anything that enters a storm drain system ends up in the ocean without any treatment.**
- To protect these vital water resources, communities, construction companies, industries, and others use controls, better known as best management practices (BMPs), to filter out pollutants and/or prevent pollution by controlling it at its source.
- Unlike storm water runoff, **an illicit discharge is a non-stormwater discharge that poses a risk to the environment**, such as uncontained wash water, uncontained aggregate spillage at pier side, fuel spill, leaking vehicles or equipment where a sheen is visible on the ground, and uncontained sediment laden water from construction site, to name a few examples.

- As people who work around our Harbors every day, we all have a responsibility to report suspected illicit discharges to help prevent pollutions from discharging into our harbors and protect our environment. If it looks like it could be something wrong to you, please call it in so the reported incident can be checked out and actions taken as quickly as possible. This ensures that our oceans are safe to swim, to dive and to fish in.
- **To report a suspected illicit discharge that occurred at Honolulu Harbor or Kalaeloa Barbers Point Harbor, please call Harbor Traffic Control Unit (aka Aloha Tower) at (808) 587-2076 (available 24/7). For harbors outside the island of Oahu, please report suspected illicit discharges to your district manager. For more information, please call the Harbors Environmental Hotline at (808) 587-1962.**
- Harbors Division is responsible for managing storm water conveyed through our storm conveyance system (aka small MS4) to the harbors as a result of National Pollutant Discharge Elimination System (NPDES) permits issued for the Honolulu Harbor, Kalaeloa Barbers Point Harbor, and Kahului Harbor.
- Going forward, our District offices will continue to inspect, clean, and stencil storm drains; to install P2 signs; to patrol the piers and continue to observe and report any suspected illicit discharge to further defer such incident from occurring again. HAR-PM will continue its oversight of all harbor tenants and ensure that tenants stay in compliance with their revocable permits and lease agreements. HAR-SI will continue to update and maintain our Harbors Division website. HAR-E will continue to oversee the implementation of our SWMP and continue to comply with the 2014 Consent Decree requirements.
- For more information on Harbors Stormwater Management, please visit it online at http://hidot.hawaii.gov/harbors/malamaikeawakai/, which includes a listing of BMP fliers developed by Harbors Engineering Branch Environmental Section.
- Remember our stormwater awareness message: *"Mālama i ke awa kai"* – Protect Our Harbor Waters

MAHALO to all who completed the survey last year, which help us achieve a participation rate of 88.99%! Let's all work together to surpass last year's participation rate!

This year's survey consists of ten (10) multiple-choice questions and other types. That shouldn't take too much of your time. Most of survey answers can be found in the information shared above. Your participation helps us continually improve our program with positive changes.

There are two ways to complete the survey:

1. **ONLINE** at https://eSurv.org?u=2019HarborsEmployeeSurvey
   Click on **<Finish Survey>** when you are done, following message will be displayed on the screen and the data will be automatically forwarded to HAR-EE. (Please ignore the **yellow** triangle sign at the lower-right corner of the screen)

OR

2. **SEND A COPY**. Complete the survey attached to this email, making sure to fill in your name and date and provide any comments (if any), and send it to Ms. Ying "Joy" Zhang of HAR-EE, through one of the following methods:
    - Email a copy of the completed survey to ying.j.zhang@hawaii.gov
    - Fax to HAR-EE at (808) 587-1864, attn Joy Zhang
    - Route the completed survey to HAR-EE via messenger mail

Please complete this survey by November 15, 2019 to help us meet our goal.

FOR MANAGERS: Please print and provide hard copies of this email and the attach survey for your employees who do not have email or daily access to a computer for them to read and fill out, then please route the completed surveys to HAR-EE.

Thanks to our team efforts, the Harbors Division has accomplished much in stormwater runoff management and pollution prevention over recent years. Should you have any questions, please contact Joy Zhang at 587-1960. For more information on Harbors Storm Water Management, please visit us online at http://hidot.hawaii.gov/harbors/malamaikeawakai/

Thank you for your participation and support!

Derek

V/R
DEREK J. CHOW
Deputy Director
Department of Transportation
State of Hawaii
79 S. Nimitz Hwy (Pier 11)
Honolulu, HI
(808)587-3651
derek.j.chow@hawaii.gov

CONFIDENTIALITY NOTICE: This communication and any attachments may contain confidential information for the sole use of the intended recipient. Any unauthorized use, disclosure, viewing, copying, alteration, dissemination, or reliance on this message is strictly prohibited. If you receive this message in error, or you are not an authorized recipient, please notify the sender immediately by replying to the message, delete this message immediately and all copies from your email system and destroy printed copies.

Attachment 5.b

HDOT-Harbors Employee Training Survey and Results Summary

Results for: 2019 Mandatory HDOT Harbors Employee Stormwater Awareness Survey

2019 Mandatory HDOT Harbors Employee Stormwater Awareness Survey

Please complete this mandatory survey by November 15, 2019.

Note: One answer per question.

*1) Please provide your full name here:

Responses (202)
Ying "Joy" Zhang
Michael Howells
Rodney Shiraishi
Cynthia Lindsey
Kamakana Kaimuloa
Lauren Young
Arleen Ganigan
Mark Yamabe
Robert Crowell
Ana Marie Aiu
Juli L. Chun
Celia Shen
Jeff Hood
Derek Chow
Joni Luis Savusa
ROBERT A. McLEAN
Arnold Liu
David L Lee
Coleen Yoshina
Steven Dale
Shayna Asuncion
Alice R. VanGlder
Alice R. VanGlder
Arnold Fukumoto
Ariel r. Corpuz
Elaine C. Hayashi
Kerstin T. Kono
Richard Ruiz
Michele Freitas
Neal MIYASATO
Ronald Kawika Agpalsa
Michael Dichner
Mitchell Martello
Gabriel Maika'i Delapenia
Brandie Shimabukuro
Branden Sumida

Responses (202)
Shayna Asuncion
Daverney Mahaulu
Chad NISHIMURA
Olivia Pham
Richard Yoneda
Neil Takekawa
Joseph Garcia
Peter Pillone
FERNANDEZ, Ryan Kalaaoukekoa
Rodney Yamane
wade takamoto
Gary Tsuzuki
Rea Estepa
Harley Tancayo
Sharilyn Ikeda
Jonathan Yee
Logan Williams IV
Candice Shinatani
Joe Cheng
Jose
Johnna Morita
Sheri Escalante
Ken Inouye
Ameria Childress
Brock Stanley
Long Chen
Aurora Bigelow
Jeffrey Prather
John DeJesus
Manny Legaspi
Michael Felix
Joseph Beagley
Derek Buendia
Peter Pruski
Avrelio Preza Jr.
Dean Ibana
Clifford Ontai
Jerome Radoma
Clyde Nishigata
David Markle
Jeffrey Mun
Jon McKeis
Layne Sunada
Douglas Sera
Raymond Saito
Eric Choi
Randy Castillo
Edmund Fu
Sheri Lynn Ouchi

Shari Lynn Ouchi

Responses (202)

Elmer Hirano
Leslie Tolentino
JC Alvin domingo
Aaron Dacuag
Albert Castro
Jason Nishigata
Nelson Kaloa
Keith Chikamori
Jackie Ferguson-Miyamoto
Kendrick Au
Karen Awana
Sheryle Heafner
Davis Yogi
Dale Andres
Carol Yamaguchi
Andy Chan
Cherinne Nihipali
Neil Asato
Sandra Rossetter
Denny Ferrari
Robert Nekoba
Barbara Young
Jonathan L. Kua
Sau Ying Tyau
Ikaika Aina
Lance Rowe
Kelly Flaherty
Kain Kawailima
HiltonBerido
Sergio Dupio
Duane Kim
Allen Alejo
Dennis Rodrigues
Donovan Canite
Jay Brittan
Douglas K. Correia
Marshall S.B.
Jorlikion Clibus
Gilber Pacheco
Peter Diego
Dave Udaiba
Simplicio Sagario
Lukela Bagood
Gene Ishibashi
Michael J. Augustin
Xiping Huang
Natalja Drozdova
Janice Otaguro
William Makanui

William Makanui

Responses (202)

Gregg Hirokawa
Melchor Travens
Amy Iritani
Dung Vo
Tom Vanairsdale
Carol-Ann Hodson
Anne Sakamoto
Wendell Kam
John Alton Donald
Annabelle Clark
Iris K. Craig
Dwight Yama
Patrick Lopez
Larry Okamoto
Kenneth Meatoga
Corey Romero
Gerald Rapozo
William Rodrigues
Judson K. Ventar Sr.
Alfred Yadao
Jeff Kihara
Rowland Lee
Lee Ann Kaili
Heather Perbera
Winfield Mik
Joseph Apuro
Prodencio Montel
Kevin Shiroma
Nestor Guron
Norma Agmata
Manolito Malate
Juan Salvador
Cinaco Valoriano
Charles Saito
Diane Aki
Vandy Sibounheuancy
Ricardo Doles
Christopher Murphy
Rosie Jo P. Kapanui-Sula
Walter Aguinaldo
John Liftee
WEdnell Kahaleoumi
Franklin Cruz
Anthony Dela Cruz
Jeremy Young
Justin Ige
Everett Olivera
Antonio Rivera
Kenneth Zane

Responses (202)

Fred Bautista
Brysen Bright
Robert Soares
Gordon flaherty
Guy Galdeira
Jerome Aguada
Carter Luke
Kep Comez
Huong Vuong
Greer McKeen
Dean Watase
Mark M. Hanohano
Kristyn Lyau
Erin Takeshima
Cynthia Bautista
Jesseca E. Zane
DA TENG
Peter Kumasaka

*2) Please provide your Office Code (e.g., HAR-EE) here:

Responses (202)
HAR-EE
HAR-EP
HAR-ESP
HAR-H
DEP-H
HAR-EC
HAR-SF
HAR-ED
HAR - K
HAR-H
DEP-H
HAR-EP
HAR-H
DEP-H
HAR-OO
HAR-OCG
HAR-EP
Har-o
DEP-H
HAR-EP
HAR-M
HAR-OCO
HAR-OCO
HAR-EM
Har-OCO
HAR-OCT
HAR-OE
026010
HAR-EE
HAR-OE
HAR-OE
HAR-EP
HAR-EE
HAR-OE
HAR-M
HAR-EM
HAR-K
HAR-M
HAR-SO
HAR-OE
HAR-PM
HAR-ESP
Har-O
HAR-O
HAR-OC
HAR-OE

Responses (202)
HAR-EC
har-ed
HAR-OE
HAR-M
HAR - M
HAR-ESP
HAR-ED
HAR-OCB
HAR-SP
HAR-EC
HAR-OCG
HAR-O
HAR-PM
HAR-OCM
HAR-O
HAR-ED
HAR-ED
HAR-SF
HAR-O
HAR-OE
HAR-EM
HAR-OM
HAR-OM
HAR-OM
HAR-OM
HAR-OM
HAR-OM
HAR-OM
HAR-OM
HAR-OM
HAR-OM
HAR-OM
HAR-OM
HAR-OM
HAR-OM
HAR-OM
HAR-OM
HAR-OM
HAR-OM
HAR-O
HAR-OM
HAR-OM
HAR-OM
HAR-OM
HAR-OM
HAR-OM
HAR-OM
HAR-S

Responses (202)
HAR-O
HAR
HAR
HAR-EM
HAR-SF
HAR-EC
HAR-SF
HAR-EC
HAR-EP
DOT-H
HAR-SI
HAR-SO
HAR-OM
HAR-OO
HAR-H
HAR-H
HAR-OE
HAR-H
HAR-H
HAR-OE
HAR-M
HAR-M
HAR-M
HAR-M
HAR-M
HAR-M
HAR-M
HAR-M
HAR-M
HAR-M
HAR-M
HAR-M
HAR-M
HAR-M
HAR-YH
HAR-H
HAR-EP
HAR-SI
HAR-SO
HAR-ESP
HAR-EM
HAR-ESP
HAR-E
HAR=ESP
HAR-SF
HAR-SF
HAR-SF
HAR-K
HAR-OE
HAR-K
HAR-K

Responses (202)
HAR-K
HAR-K
HAR-K
HAR-K
HAR-K
HAR-K
HAR-K
HAR-K
HAR-K
HAR-K
HAR-M
HAR-OCM
HAR-OCG
HAR-OCG
HAR-OCG
HAR-OCG
HAR-OCG
HAR-OCG
HAR-OCG
HAR-OCG
HAR-OCG
HAR-OCG
HAR-OCG
HAR-OCG
HAR-OCG
HAR-OCG
HAR-SPRO
HAR-OCG
HAR-OCG
HAR-OCG
HAR-OCG
HAR-OCG
HAR-OCG
HAR-OCG
HAR-OCG
HAR-OCG
HAR-OCG
HAR-OCG
HAR-OCG
HAR-OCG
HAR-OCG
HAR-OCG
HAR-OCG
HAR-ED
HAR-E
HAR-OCT
HAR-SF
HAR-H
HAR-EP
HAR-OE

Responses (202)
HAR-PM
HAR-SF
HAR-SF
HAR-PM
HAR-ED
HAR-SF

*3) Date (mm/dd/yyyy):

Responses (202)
9/16/2019
10/03/2019
10/0302019
10/03/2019
10/03/2019
10/03/2019
10/3/19
10/03/2019
10/03/19
10/03/2019
10/03/2019
10/03/2019
10/03/2019
10/03/2019
04/22/1957
10-3-2019
10/03/2019
10/03/2019
10/04/19
10/4/19
10/04/19
10/04/2019
10/04/2019
10/04/2019
10-04-19
10/05/2019
10-06-2019
10-07-2019
10/07/2019
10-08-19
10/08/2019
10/09/2019
10/11/2019
10/14/2019
10/23/2019
10/24/19
10/24/2019
10/04/19
11/12/2019
11/13/2019
11/14/2019
11/14/19
11/14/15
11/14/19
11/14/2019
11.14.2019

Responses (202)
11/14/19
11/14/2019
11-14-2019
11/14/19
11/14/2019
11/15/19
11/15/2019
11/27/19
12/3/19
12/2/2019
11/29/2019
12/2/2019
12/2/2019
12/1/2019
12/2/2019
12/2/2019
11/29/2019
11/29/2019
11/29/2019
11/15/2019
11/29/2019
11/15/2019
11/14/2019
11/14/2019
11/14/2019
11/14/2019
11/14/2019
11/14/2019
11/14/2019
11/14/2019
11/14/2019
11/14/2019
11/14/2019
11/14/2019
11/14/2019
11/14/2019
11/14/2019
11/14/2019
11/14/2019
11/14/2019
12/4/2019
11/15/2019
11/19/2019
11/25/2019
11/25/2019
11/26/2019
12/4/2019
11/15/2019
11/18/2019

Responses (202)

11/16/2019
11/15/2019
11/15/2019
11/15/2019
11/15/2019
11/14/2019
11/13/2019
11/14/2019
11/14/2019
11/14/2019
11/14/2019
11/14/2019
11/14/2019
11/14/2019
11/14/2019
11/14/2019
11/14/2019
12/10/2019
11/14/2019
11/14/2019
11/14/2019
10/25/19
10/22/19
10/21/19
11/1/2019
11/14/2019
11/1/19
11/1/19
10/22/19
10/31/19
10/21/19
11/1/19
11/1/19
11/14/2019
11/14/2019
11/14/2019
11/14/2019
11/14/2019
11/14/2019
11/14/2019
11/14/2019
11/14/2019
11/14/2019
11/14/2019
11/14/2019
11/13/19
11/1/19
10/30/2019
10/24/2019
12/11/2019
10/04/2019
10/03/2019

Responses (202)
10/28/2019
10/22/2019
10/20/2019
10/29/2019
10/28/2019
10/22/2019
10/28/2019
10/28/2019
10/20/2019
10/28/2019
10/25/2019
10/16/2019
10/15/2019
10/10/2019
10/10/2019
10/11/2019
10/11/2019
10/11/2019
10/11/2019
10/11/2019
10/11/2019
10/11/2019
10/11/2019
10/11/2019
10/04/2019
10/11/2019
10/11/2019
10/09/2019
10/09/2019
10/09/2019
10/09/2019
10/09/2019
10/09/2019
10/09/2019
10/09/2019
10/09/2019
10/08/2019
10/09/2019
10/09/2019
10/09/2019
10/09/2019
10/09/2019
10/04/2019
10/04/2019
10/03/2019
10/04/2019
10/03/2019
10/03/2019
10/03/2019
10/03/2019

Responses (202)
12/18/2019
10/03/2019
10/03/2019
10/03/2019
12/18/2019
11/29/2019

*4) 1. What is the definition of an illicit discharge?

	Response (%)	Responses
a. Unpolluted condensate from AC system	0.99	2
b. A non-stormwater discharge that poses a risk to the environment	98.52	200
c. Using an unauthorized p-card	0.49	1
d. Rain water	0.00	0
	Answered Question	202
	Skipped Question	0

*5) 2. Which of the following is Harbors Division stormwater awareness message?

	Response (%)	Responses
a. COP	0.48	1
b. Mālama i ke awa kai	9.66	20
c. Protect Our Harbor Waters	6.28	13
d. b and c	83.57	173
Answered Question		202
Skipped Question		0

*6) 3. What can you do when you observe a suspected illicit discharge at your harbor?

	Response (%)	Responses
a. On Oahu, call Harbor Traffic Control Unit (aka Aloha Tower) at (808) 587- 2076	5.42	11
b. Inform your supervisor	2.96	6
c. Call Harbors Environmental Hotline at (808) 587-1862	0.00	0
d. All of the above	91.63	186
	Answered Question	202
	Skipped Question	0

*7) 4. True or False? At harbors, anything that goes into a regular storm drain inlet will end up in municipal sanitary sewer system.

	Response (%)	Responses
a. True	7.43	15
b. False	92.57	187
	Answered Question	202
	Skipped Question	0

*8) 5. Which of the following can help reduce the waste?

	Response (%)	Responses
a. Use eco-friendly products	0.00	0
b. Recycle reusable materials	1.49	3
c. Avoid using one-time use goods	0.99	2
d. All of the above	97.52	197
	Answered Question	202
	Skipped Question	0

*9) 6. Which of the following guidelines apply to the storage and use of fertilizer, pesticides, and herbicides?

	Response (%)	Responses
a. Avoid applying during a rain event	0.50	1
b. Follow the manufacturer's instructions	0.50	1
c. Store chemicals in a covered area	0.00	0
d. All of the above	99.01	200
	Answered Question	202
	Skipped Question	0

*10) 7. Which of the following can be considered good practices at your home?

	Response (%)	Responses
a. Use native plants for your garden	0.49	1
b. Reroute your car wash water to your lawn	0.49	1
c. Dispose household hazards through programs managed by local county	2.96	6
d. All of the above	96.06	195
	Answered Question	202
	Skipped Question	0

*11) 8. Can you think of one action you can take relating to Reduce?

Responses (202)
Print draft report on papers with one-side blank.
avoid using disposable items
Dry wash your car
no
I can avoid using one-time use plastics.
Bring my own shopping bag when shopping so I don't have to pay for a bag if needed.
Pick up after your pet.
Turn off lights when not needed.
Insure water faucets are turned off completely when not in use. (prevent H2O leaks)
cut down on one time items such as straws, paper plate, etc.
Reduce the amount of plastic water bottles that I take to parties.
Don't purchase one-time use products.
Print on two sides.
using stainless steel water bottles and fill them from the tap.
Don't dump anything in storm drains.
Use items in a limited fashion.
Yes - Turn off the air conditioner even if I leave the house for a couple of hours.
Purchase reusable items
Use paper straws.
Dont ask for a straw.
Turning off lights when not using them
monitor water usage.
monitor water usage.
Turn lights off when not in use
Do not use plastic straw.
Stop using paper plates.
Reduce the time and amount of water used.
Avoid single serve or individually wrapped items.
Bring your own hot/cold mug when purchasing tea or coffee or smoothies. Most beverage shops will make your beverage in the mug you provide.
Avoid single serve or individually wrapped items.
None
Produce less waste
Avoid single use plastic when possible, for example, buy a product in bulk then just reuse the smaller containers from the bulk container as needed.
Create less waste
I can reduce by stop using single use plastics
Turn off lights.
Avoid using one-time-use goods
Turning off lights when not at home
Unplug devices/chargers/etc. when not in use or turn of power outlets.
Wash Dept vehicle in wash area at baseyard.
Use a reusable water bottle, shopping bags to avoid single-use items.
Avoid using one time use goods.
electronic paperwork
Cut back
Walking to work
See 9

recycle plastic

Responses (202)
turn off the lights when not in use
Turn off lights when not needed
less waste - ex. making sure faucets aren't dripping.
Reduce: The amount of product you use on a daily basis and reuse as much as you can.
Try to avoid using paper plates that are for one-time use.
Turn off lights/appliances not in use.
RECYCLE
Reduce the number of bottles of water used by using a water filter.
Avoid using one-time products. Bring your own containers for packing leftovers from dining out, decline disposable utensils for takeouts back to office or home.
Turn off all lights when not in use.
Use tap water
Take shorter showers
none
Avoid one-time use goods and turn off lights when not in use.
blank
Say no to commercial advertisements.
Turn off lights when not in use.
blank
turn off lights and other equipment when not in use
blank
No wash car.
Use plastic as little as possible
no comment
No comment
Reduce hazardous waste disposal by using all materials on the job.
Have a program to educate.
Save water
Minimize usage
Using less material when estimating jobs.
Use less material.
Cut down pesticides
How to order a year supply of chemical for my shop.
Rely on reusables
Using one-time use goods
Use eco-friendly products
Shorter showers
Use rags instead of paper towels.
reuse
Go to the car wash instead of washing at home. Use eco-friendly products.
Recycle, eco-friendly products
Turn off lights when not in use
avoid single use items
use plastic container instead of plastic sandwich bags
none
carpool
Apply fertilizer on non-rainy days
none
Avoid using eco-damaging products.

Responses (202)
Continue to use eco-friendly products.
By using the back of copier paper, I am able to reduce the need for more paper in the workplace.
When purchasing food at take out stores, take your own food containers when buying your lunch, even if it's once a week.
Use less disposal products. Purchase food products in concentration and used by adding water to reusable containers.
Avoid using or purchasing one-time goods.
Use solar lighting if possible.
Buy items as needed and do not overstock.
Turn off our lights when not in the room. My house think we HECO.
Buy only what is needed.
Cook instead of going out to eat. Eating in vs. taking out, or bringing my own containers.
Shop and buy only items that are not packaged in plastic.
Only take or use what you need.
Stop waste
Reduce the use of disposable items.
Reduce using pesticides and herbicides.
na
na
by turning off lights and other non-essential power equipment when not in use
NA
Purchase more biodegradable products.
Turn off lights when no one around.
Reduce use of chemical pesticides and herbicides, and rather use more organic pesticides and herbicides.
Reduce water.
Reduce the usage of water.
WATER USAGE AND ELECTRIC ENERGY.
The use of energy and water.
Less water usage.
The use of energy
REDUCE ENERGY AND WATER.
Less water
Reduce the watering time of the irrigation for the lawn,
Water and electricity
Water usage
Reduce of plastic
Driving electric vehicles.
Driving electric vehicles.
When cleaning the car try to use wet rags to wipe the car, instead of using the hose to shoot water on the car.
Reduce food leftovers
Buy just enough of the product that you can use...do not over buy.
Don't buy/use bottled water. Bring reusable grocery bags to the store.
na
Turn off the lights when not in use.
na
Print less documents
Print on both sides of paper to reduce paper use.
Store food in containers with lid instead of using ziploc plastic bags.
I strive to reduce my waste at home by limiting the one-time use goods and be more energy efficient.
Recycle
Use Environmental friendly products.
Turning off lights, appliances and faucets when not in use.

Responses (202)
Buy only what you need and don't buy products with large packaging.
Turn lights & water off.
Turn lights off and make sure no water leaks.
Insure water faucets are completely turned off.
Close water faucets and turn off lights.
Make sure to shut water off when not in use.
Insure water faucets are turned off completely when no in use.
Shut off lights and check plumbing for water leaks.
Insure water faucets are turn off when not in use.
Turn off lights and make sure water off.
make sure water and lights are turn off and no leaks.
Turn off faucet when not using water
Turn off the water while showering/brushing your teeth.
Turning off all electrical appliances not being used.
Turn off lights.
Turn off lights.
Turn off lights
Turn off lights
Turn off lights
Turn off lights
Turn off lights
Turn off lights
Turn off lights
Turn off lights
Turn off lights
Turn off lights
Wash car once/month instead of 4 times
Turn off lights
Turn off lights.
Turn lights off
Turn off lights
Turn off lights
Reduce, turn off lights.
Turn off lights
Turn off lights
Turn off lights
Turn off the lights
Turn off lights
Turn off lights
Turn off lights
Turn off lights
Turn off lights
Cleaning up your trash at the beaches. Mountain trails, road, streets, and parks.
No.
Avoid one time use utensils.
Turning off lights not needed.
Turn off water sprinkler when it rains.
Buy wisely.

Responses (202)
Bring my own metal eating utensils.
Avoid using or purchasing one-time use goods.
Stop using plastic bags
Use reusable silicone pouches (ziploc bags)
Turn off the lights when not in use
Turn off lights when not in use.
Eat at restaurant, do not order food delivery.
Buying consumables in bulk.

*12) 9. Can you think of one action you can take relating to Reuse?

Responses (202)
Bring your own durable drink bottle/cup and utensils to work place.
use empty containers for multiple purposes over time
Reuse plates continers
no
I can purchase second-hand clothing.
Reuse shipping boxes or food containers.
Use a water catch to water your plants.
Donate used items.
Reuse glass or plastic containers to store other household goods.
Donate items that be used by others
Re-use containers that you get for take out.
Donate used items.
Use paper already printed on one side for single page printing.
use and wash steel eating utensils versus using disposable plastic utensils
Reuse grass after mowing your lawn.
Use plastic bottles over again.
Yes - Reuse glass jars for storing things other that what they were originally purchased for (e.g., jam, sauce, etc.)
Purchase reusable items
Re-use supermarket plastic bags.
Bring a metal coffee cup.
Reusing glass jars to store food
give back to community by donation like used clothes, furniture, kitchen ware, old appliances etc.
give back to community by donation like used clothes, furniture, kitchen ware, old appliances etc.
Use water flask instead of bottled water
Reuse grocery bags for trash.
Reusable water bottle.
Use a hydro flask instead of plastic water bottles.
Use reusable bags for shopping.
Use a kitchen cloth(s) to wipe up messes around the kitchen instead of paper towels.
Use reusable bags for shopping.
None
Reuse bottles and jars
Re-purpose items such as glass jars for storage. Some plastic ice cream containers make great "tupperware" as well.
Donate items or buy used items
Upcycle products for art projects
Buy, sell, or donate used items.
Buy, sell or donate used items
Using mason jars to store food
Selling personal belongings (clothing, household items, etc.), anything unsold - donate!
Use a thermos vs 1 time use water bottles.
Bring your own cup if you buy coffee instead of using a single-use cup.
Use reusable containers.
re-propose used tires
Find a new way
Avoiding single use plastics such as bottled water and plastic utensils.
Carry reusable bags for shopping purposes. Make my kids wash dishes, its so easy to eat and throw away the plastic and paper utensils. but if they have to wash everything they use it cuts down on rubbish in our.

Responses (202)
reuse newspaper to pack items
Re-use glass jars. Donate items around your home.
finding ways to use old items.
Reuse: Printed copy paper after use back side can be used for scribbling notes.
Reuse paper bags.
Donate used clothing to the Salvation Army in lieu of disposal.
REDUCE
Use reusable bags for shopping.
Reuse the disposable utensils rather than one time use. Reuse the plastic bottles and containers for gardening use.
Water bottles
use hydroflask
Reuse storage containers that comes with food products.
none
Reusing food-grade glass jars to store food or beverages, reuse newspaper to pack items
blank
Only use disposable items when necessary.
Reuse newspaper to pack items
blank
re-use plastic plates from restuarants like Zippys
Bring reusable food service ware and bag when shopping and dining.
Reuse shopping bags.
When I do use plastic reuse as often as possible.
no comment
No comment
Reuse all materials such as lumber, paint, and liquids for another similar project.
Have a program to educate.
Reuse plastic bags. paper bags
By using reusable material and products.
Call other departments and ask if they can use our supplies and materials and vice versa.
Use recycle reusable materials.
collect rain water
Giving supplies to other shops to use instead of dumping in the trash.
Try to avoid disposable items.
Using rechargeable batteries
Recycle reusable materials.
Shopping bags
Use reusable shopping bags.
Make use of all materials.
Use reusable shopping bags.
Recycle bottles, cans
Re-purpose glass containers for food storage
maintain and repair
use old paper for scratch paper
none
use resuable grocery bags
re-use lumber from old houses
none
Buy products that are reusable.

Responses (202)
Continue to re-use food grade glass jars to store food.
Use materials around the home instead of purchasing brand new form the store.
If purchasing groceries/stores take your own bags to put groceries/products in.
Purchase products that are in glass or can be reused or re-purposed for use as containers.
Buy, sell or donate used items.
Reuse aluminum pans for cooking.
Use glassware at home as well as lunchbox.
We reuse everything, milk gallons become home for new plants, egg cartons go to the elementary school for gardens and plastic bags reused as trash bags.
Reuse containers when possible.
Sharing/donating items when there not needed.
Look for items around your home that can be re-purposed.
Donate clothes to Goodwill.
Reuse containers that can be reused instead of throwing it away after one use.
Donate items instead of disposing them.
Recycle reusable materials.
na
na
reuse plastic plates from Zippys
na
Tires, we reuse the tires for fendering system.
Reuse containers
Reuse rain water as much as possible.
Cardboard, paper
Paint thinner, paint brushes reuse trash bags for recycle.
WASTE TREATMENT WATER ROLLER NAPS. PAINT THINNER CARDBOARD.
Reuse paint thinner.
Reuse paint thinner.
Reuse paint thinner
REUSE CARDBOARD.
Paint thinner
Reuse the s/s nuts and bolt to hang the signs.
plant
Plant
Reuse plastic items
Grass clippings.
Grass clippings can go around plants.
Use kitchen waste water (e.g. water of washing rice, vegetable, etc.) to water plants in the yard.
Composting at home.
Keep glass bottles and plastic containers that can be reused...do not throw them away.
Use/carry a refillable/reusable water bottle, use reusable grocery bags.
na`
Donate used items.
na
Grocery bags
Utilize reusable shopping bags.
Donate household items that I don't use to a non-profit agency instead of discarding it.
I prefer to donate my used clothes and toys.
Recycle
recycle

Responses (202)
Reuse containers.
Using a reusable water bottle.
Resue plastic and glass
I recuse plastic and glass.
Reuse glass
Recycle plastic bottles.
Recycle glass, plastic bottles, aluminum.
Reuse glass
Clean and reuse plastic and glass products.
Reuse plastic and glass.
Reuse glass
Reuse water jugs and glass.
Use coffee grinds and egg shells in your garden.
Use regular dishes instead of paper or plastic.
Reuse biodegradable products such as banana peels to mulch.
Reuse bottle water.
Reuse water bottles.
Water bottles
Water bottles
Water bottles
Water bottle
Water bottle
Water bottles
Water bottle
Water bottle
Water bottle
Water bottle
Water bottle
Reuse plastic grocery bags for household waste.
Water bottle
Water bottle.
Bottles and cans. Collect water.
Reuse water bottles
Reuse water bottles
Reuse, reuse water bottles
Bottles to collect water
reuse plastic bottles.
Reuse bottle water
Water bottles
Reuse water bottles
Reuse water bottles
Water bottle
Reuse water bottles
Water bottle
Household good, plastic juice container, glass jar, newspaper, grocery bags.
I use reusable bags for grocery shopping.
Donate used clothes.
Reuse plastic containers to store food or small items.
Collect rain water for your garden/flower pots.
Donate to organizations or garage sale.

Responses (202)
Reuse my newspaper by putting into my pet's litter box.
Buy, sell or donate used items.
Reusable shopping bags
Reuse the plastic take out containers to bring lunch to work.
Reuse old food-grade glass jars to store food and beverages.
Buy, sell, or donate used items.
Bring my own cup to Starbucks.
Reusing all grocery bags.

*13) 10. Can you think of one action you can take relating to Recycle?

Responses (202)
Purchasing merchandise made of recycled materials.
donate old clothes to Goodwill
Recycle glass bottles
no
I can purchase products made of recycled materials.
Recycle cans, glass, plastic, cardboard, yard waste, etc.
Use plastic containers for other uses after your finish with it.
Recycle newspapers and office paper.
Recycle HI-5 bottles.
always recycle
Recycle clothing and other items by taking it to charities
Buy recyclable products.
Recycle printer cartridges.
place cardboard from packaging into the recycle bin
Reroute your car wash water to your lawn.
Collect E-Waste and turn them into Goodwill.
Yes - throw waste materials that satisfy the city and county's recyclable waste bin policy into the designated recyclable waste bin.
Have a recycle bin in the office and make use of the blue bins provided by the city
Separating newspaper from regular trash.
Put aluminum cans in recycle bin.
Purchasing products that can be recycled
Recycle old news paper, aluminum cans,plastic and glass bottles toner or ink printer, and buy rechargeable batteries.
Recycle old news paper, aluminum cans,plastic and glass bottles toner or ink printer, and buy rechargeable batteries.
Participate in HI-5 program
Recycle plastic and bottles.
Recycle till you die!!! Save the earth!!!!!
Recycle your aluminum cans
Purchase products that can be recycled.
Buy eco-friendly products, not only is it better for the environment but it's safer for humans and pets.
Purchase products, which can be recycled.
None
Buy recycled products
Learn the rules of recycling for your municipality and set up your home or work for convenient recycling by labeling bins for HI5 vs cardboard etc...and having proper containers to store recyclables. Also clean recyclables properly otherwise they may not get recycled at all if they are contaminated.
Purchasing items that can be easily recycled
I can recycle all cardboard packaging
Participate in HI-5 program.
Participate in the HI-5 program
Participating in Hi-5 program
Always recycle cans and bottles!
recycle beverage cans
Knowing what can and cannot be recycled and making an effort sort waste appropriately.
Recycle usable materials.
redeem soda bottles.
Remake
Utilizing recycling programs properly

Responses (202)

Make my kids recycle, teach um young. Work smarted not harder, utilize the free labor for a good cause.
compost all green
Participating in the HI-5 Program.
Purchase recyclable items
recycle
Recycle: Everything you can (Be inventive)
Use recyclable bags for groceries
Take used plastic bottles and aluminum cans to the recycling center nearest you.
REUSE
Recycle newspapers and bottles to reduce trash.
Recycle soda bottles and aluminum cans.
Aluminum cans
recycle soda cans
Separate drink containers from garbage and recycle.
none
Start utilzing the recycle bins that the city and county provides for you.
blank
Recycle plastic bottles.
Participate in the HI-5 Program
blank
recycle cans, bottles, and newspapers in recycle bins
Toss soda cans in recycle bins.
Cans/batteries
Recycle all my aluminum cans.
no comment
No comment
Recycle metals and wood in recyclable bins and dispose the liquids properly.
Have different container for different recyclable items.
Recycle cans and bottles.
don't be lazy and recycle all things that are recyclable.
Create a special program or committee.
Create a plan for recycle a use recycle product.
Aluminum cans
Be aware of what can and cannot be recycled before disposal.
Be sure to recycle recyclable items.
Recycling bottles and cans.
Recycle cardboard, paper, plastics and aluminum, copper, glass, etc.
Bottles
Recycle bottles and cans.
Storage.
Recycle cans bottles, etc.
Reusable materials Eco-friendly products
Purchase recycled products
shop for recycled products
turn in one time use plastic water bottles
none
recycle cans and plastic bottles
at home recycle plastic paper and metals
none
Use your blue "recycle" rubbish can to dispose of appropriate recyclables.

As the situation arises, participate in the HI-5 program to recycle bottles and cans.

Responses (202)
Saving cans and bottles to take to the recycling center.
Take the time to recycle bottle water container/beverages. A lot of people just throw them away instead of recycling.
Purchase products that can be recycled to participate in the H-5.
Participate in the HI-5 Program.
Sorting weekly refuse when possible.
Take advantage of using the C&C bule bin for recycling newspapers, cans, cardboard, etc.
We recycle water/soda bottles. Also donate bottles to the elementary school for projects along with newspaper/Midweek.
Put appropriate trash in the blue refuse bins.
Recycling goods by cleaning them and separating them properly.
Take recyclables to recycle centers.
Taking all our saved cans and bottles to recycle to have spending money.
I've already been recycling for the past several years.
Purchase only recyclable plastic items.
Donate usable goods.
na
na
normally place cans, plastic bottles and newspapers in recycle bins
na
Take the recycles to redemption centers.
Recycle paper, cans, cardboard.
Recycle everything possible - newspapers, cardboard, plastic bottles, glass bottles, engine oil, batteries, etc.
Hi-5
We can use Hi-5
Recycle plastic bottles and cans also glass, copper.
Recycle bottles and cans and cardboard.
Turn in HI-5.
Recycle bottles and cans.
TURN IN HI-5.
Recycle bottles and cans.
Wash and recycle plastic spoons and forks.
Hi-5
Hi-5
Recycle all plastic.
All Plastics.
Plastics
At hom, before wash dishes, rinse them first, collect the rinsed water to water plants in the yard, it is organic fertilizer and watering.
Recycle paper packages, such as heavy cream packages.
Be more diligent about recycling newspapers, plastic bottles,etc., instead of just throwing them away.
Take HI-5 glass/plastic containers to recycle facility.
na.
Purchasing products that can be recycled like glass jars.
na
Use less of one-time use goods.
Buy recycled items such as paper for printing.
Purchse food products that are packed in containers that are recyclable.
Any item that can be recycled goes through the recycle bin at home or to the HI-5 program.
Recycle.
Reusable materials
Recycle bottles, cans, plastics, paper, cardboard boxes. etc.

Responses (202)
Saving plastic bottles and aluminum cans for recycling. (paper, glass, etc)
Recycle glass plastic and aluminum.
Recycle plastic bottles, cans, and paper and cardboard products.
Recycle HI-5
Turn in recyclables glass, plastic, aluminum.
Aluminum and plastic.
Recycle HI-5 bottles.
Recycle all material that is applicable.
Recycle plastic bottles and papers and cardboards.
Recycle HI-5 bottles.
Recycle all HI-5 bottles and cans.
Return HI-5 containers to recycle stations.
Always recycle it will help the environment for our next generation.
Saving cans and bottles.
HI-5
HI-5
HI-5
HI-5
HI-5
HI-5
HI-5
HI-5
HI-5
HI-5
HI-5
Hi-5
HI-5
Take green waste to recycling/mulching center.
HI-5
HI-5
HI-5
HI-5
HI-5
Recycle, HI-5
HI-5
HI-5 Program
HI-5
HI-5
HI-5
HI-5
HI-5
HI-5
HI-5
Aluminum cans, glass bottles, green waste.
I place aluminum cans, glass bottles, newspaper and cardboard boxes in my blue trash can for the City and County trash pickup.
Participate in the Hi-5 program.
participate in HI -5 recycling.
Use recycled paper and print on both sides.
Buy non-hazardous products.

Responses (202)
Purchase recycled printer paper.
Participate in the HI-5 Program.
Recycle all cans and bottles
Buy post consumer recycled products.
Recycle glass jars.
Purchasing recyclable products.
Recycle bottles and cans.
Separating recyclables before taking them to the redemption center.

14) Please provide your comments here, if any:

Responses (13)
Malama Pono
conservation is a habitat that we can all improve upon. reusing and recycling plastic bags not only reduces the amount of waste, but also reduces the chances of turtles and other sea life from ingesting the plastic that may be harmful to their health.
Keep up the great work HAR-EE!
Keep up the good work!
Thank You!!!
N/A
None
More people should definitely practice the "3R's" all over in order to protect our land and waters more efficiently!
Good job HAR-EE!
My kids really love me! its not as bad as being in jail or on a planet with nothing pretty, or a ocean with no fish. All joking aside we only have one world and one chance to get it right. When its gone its gone.
Sorry I was on vacation and missed the deadline for this survey.
Harbor Baseyard (users/members can) should still have in class training for stormwater awareness program. Also to include new and updated video or policy that have changed through the year.
For #3. It doesn't matter, no one does anything.

© eSurv.org 2001 - 2020 | Last update: 31th May 2019 19:23

Attachment 6.a

Illicit Discharge Detection Elimination Training Presentation Slides



2019 ILLICIT DISCHARGE DETECTION & ELIMINATION TRAINING

MALAMA I KE AWA KAI –

Protect Our Harbor Waters

AGENDA

- Introduction
  - Compliance Audit Status Report
- Pollutants of Concern
- Allowable Non-Storm Water Discharges
- 2014 Consent Decree and Permit Requirements
- Review of Common Illicit Discharges
- Reporting Suspected Illicit Discharges
- Questions/Quiz/Survey

2

COMPLIANCE AUDIT SCHEDULE

1. ~~Post-Construction / Permanent Best Management Practices~~
2. ~~Construction Site Runoff Control~~
3. ~~Public Outreach / Public Involvement~~
4. ~~Illicit Discharge Detection and Elimination (IDDE) Program Element and Industrial Commercial Activities/Tenant (I/C) Program~~
5. Pollution Prevention / Good Housekeeping Program
6. Staffing, Funding, Organizational Structure, Availability of Resources, and Storm Water Program Sustainability

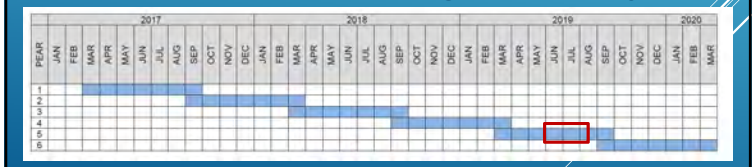

3

Environmental Goals

- *Clean Water*
- *Healthy Reefs*
- *Sustainable Environment*

4

Effects of Pollution
Can we prevent this?
5


Stormwater picks up debris, chemicals, sediment and other pollutants.
Stormwater flows into a storm sewer system.
Collected stormwater eventually drains to the ocean through outfalls, with no treatment.
STORM DRAIN SYSTEM
6

POLLUTANT
Any type of material or waste that degrades water quality, public health, the environment or the beneficial uses of receiving waters.
7

Sediment
Nutrients (leaves, trash, etc.)
Bacteria and other pathogens
Debris and garbage
Chemicals and Hydrocarbons (insecticides, pesticides, paints, solvents, oil, automobile fluids)
Metals (zinc, iron, aluminum)
Beach CLOSED
Due to contamination
8

POLLUTANT CATEGORIES

(Physical, Chemical and Biological)

- **Physical Pollutants**
  - **Sediment**
    - Sources: Construction Sites, Erosion, Urban Areas, **Container Yards** & Agricultural Practices
    - Negative Impacts:
      - **Reduce light transmission**
      - **Smother habitat**
      - Impair recreational use of water bodies
      - Also, **transport other pollutants**

9

PHYSICAL POLLUTANTS (CONT.)

- **Temperature** (not currently a major concern at our Harbors)
  - Sources: Power plants, industries, removal of trees along streams, hot impervious (paved) areas
  - Impacts: Threat to stream insects & fish species
- **Gross Solids (Garbage, Trash, Plastics, etc.)**
  - Source: Human activities
  - Impacts: **Major threat to aquatic life**; impairs recreational uses; expensive to clean up



10

CHEMICAL POLLUTANTS

- **Nutrients (Nitrogen & Phosphorus)**
  - **Sources:** Atmosphere, fertilizers, sewage leaks
  - **Impacts:** Toxic algae blooms – ***currently devastating Florida!***
  - **Nitrogen forms:** Ammonia, Nitrate/Nitrite
  - **Phosphorus forms:** Orthophosphates, Total P

11

CHEMICAL POLLUTANTS (CONT.)

- **Metals**
  - **Sources:** streets & highways, **buildings, materials, industrial activities**, **container yards**, atmospheric deposition
  - **Impacts:** toxic to aquatic life, bioaccumulation, threat to human health
  - **Forms of Metal Pollutants** (Can be dissolved or solid)
    - Copper
    - **Zinc**
    - Lead
    - Chromium
    - Cadmium
    - **Iron**
    - **Aluminum**
    - Others

12

CHEMICAL POLLUTANTS (CONT.)

- **Hydrocarbons**
- **Forms of Hydrocarbons**
  - **Oil and Grease**
  - **Fuels**
  - **Hydraulic Fluids**
- **Sources**
  - Streets, highways, **container yards**
  - **Fueling sites**, emissions
  - **Illegal dumping**
  - **Leakages** (vehicles & equipment)
- **Impacts**
  - **Threat to aquatic life**
  - Threat to human health

13

CHEMICAL POLLUTANTS (CONT.)

- **Organic Compounds**
  - **Paints & paint thinners**
  - **Solvents**
  - Degreasing agents
  - **Curing agents**
  - **Sealing compounds**
  - PCBs (polychlorinated biphenyls)
- **Sources: Construction sites, industrial & maintenance facilities, illegal dumping**, poor storage & handling of materials
- **Impacts:**
  - Threat to aquatic life, Bioaccumulation, Human health risks

14

CHEMICAL POLLUTANTS (CONT.)

- **Pesticides**
  - Herbicides
  - Rodenticides
  - Insecticides
- **Sources:**
  - Agriculture
  - Urban landscaping
- **Impacts:**
  - Threat to aquatic life
  - Bioaccumulation
  - Human health risk

15

BIOLOGICAL POLLUTANTS

- **Bacteria and Viruses**: E. coli, Fecal coli, enterococci, etc.
- **Sources:**
  - **Dumping human wastes in harbors**
  - **Leaking septic/sewer systems**
  - **Illicit connections**
  - **Animal wastes**
- **Impacts:**
  - Human health risk of diseases
  - Threat to aquatic life

16

SECONDARY POLLUTANT FORMS

- **Oxygen Demand**, pH, Algae, Chlorophyll
  - Oxygen Demand **Sources**: Sediment, nutrients, organics and other pollutants as particles and soluble phases (e.g., **molasses & fire fighting foam/FFF**)
  - Oxygen Demand **Impacts**:
    - **Reduced Dissolved Oxygen levels harm aquatic life**
    - **Fish kills**

17

ALLOWABLE NON-STORM WATER DISCHARGES

1. **Daily Operations**
   - Water line flushing
   - **Air conditioning condensate**
   - Landscape irrigation
   - Discharges from potable water sources and foundation drains
2. **Groundwater**
   - Rising groundwater (tidal intrusion)
   - Uncontaminated groundwater infiltration
   - Uncontaminated pumped groundwater





18

ALLOWABLE NON-STORM WATER DISCHARGES (CONT.)

3. **Natural Origin**
   - Springs
   - Riparian habitat and wetland flows
   - Diverted stream flows
4. **Emergencies**
   - Discharge from fire fighting activities







19

NPDES Permit Requirements

- Implementation of SWMP for MS4s at Honolulu and Kalaeloa Barbers Point Harbors (May 2003)
- SWMP currently being revised

http://hidot.hawaii.gov/harbors/files/2013/01/Final-SWMP-150325.pdf

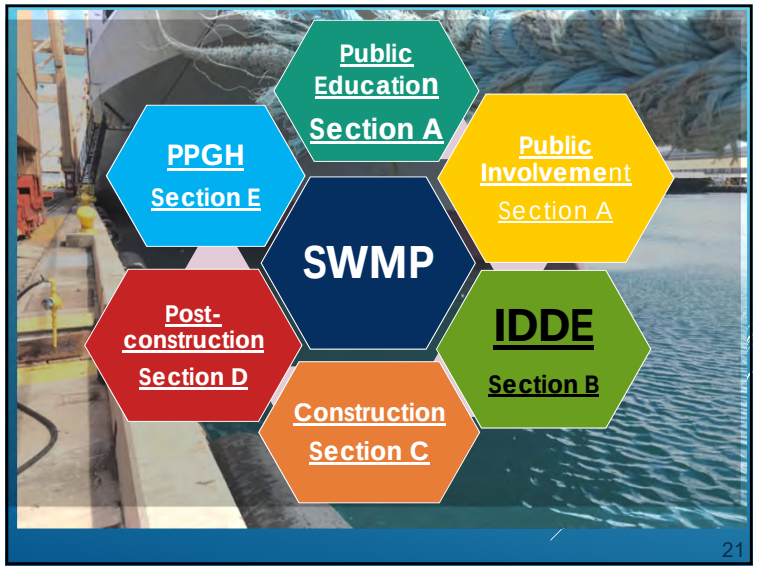

21

CONSENT DECREE

- In November 2014, Harbors Division entered into a Consent Decree with DOJ/EPA/DOH
- Consent Decree available on Harbors website

http://hidot.hawaii.gov/harbors/files/2013/01/Consent-Decree.pdf

- Stormwater compliance with:
  - Clean Water Act
  - National Pollutant Discharge Elimination System (NPDES) Permits for Small Municipal Separate Sewer Systems (MS4) which require a Stormwater Management Plan (SWMP)

22

ILLICIT DISCHARGE DEFINITION

- Illicit Discharge *(Note: "illicit" means "illegal")*

  A non-stormwater discharge (NSWD) that poses a risk to the environment *(and is not in the allowable class)*

23

2014 CONSENT DECREE REQUIREMENTS

No.16.b.i – HDOT-Harbors shall:

- Conduct site assessments (or Harbor patrols) of high risk areas.

- **Site Assessments are intended to:**
  - 1) Identify active or recent illicit discharges
  - 2) Increase the field presence of HDOT-Harbors personnel

    →deter illicit discharges

24

2014 CONSENT DECREE REQUIREMENTS (CONT.)

No.16.b.ii – HDOT-Harbors shall:

- Provide outreach activities during site assessments
  - Provide BMP fliers and other materials
  - Schedule of training
  - Schedule of outreach activities
- Identify areas that would benefit from signs

25

BEST MANAGEMENT PRACTICES (BMPS)

- **What is a BMP?**
  - Structural device or system
  - Operational or procedural practice
    - BMPs are specific to a facility's operation
  - **Good examples of BMPS are picking up litter on the ground or promptly responding to a spill or using a drip pan for a leaking vehicle until maintenance can be completed.**
- **Where are BMPs found?**
  - The Facility SWPCP or the Contractor's BMP Plan
  - DOT-Harbors Tenant Inspection Manual
  - Harbors Stormwater Management Website
  - Environmental Protection Agency BMP Menu

26

BEST MANAGEMENT PRACTICES FLIERS

- Vehicle and Equipment Washing
- Vehicle and Equipment Fueling
- Material Storage
- Common Businesses
- Solid and Hazardous Waste Management
- Material Delivery and Handling
- Building and Remodeling
- Small Vessel Operation Maintenance Activities
- Building Power Washing
- Sidewalk and Walkway Power Washing
- Storm Drain Inlet Protection

Available online - http://hidot.hawaii.gov/harbors/malamaikeawakai/

27

ILLICIT DISCHARGE PREVENTION SIGNAGE

As stated in CD No. 16.b.ii:

- Recommendations for signs shall be made based on patterns of illicit discharges observed.

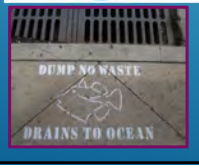

28

2014 CONSENT DECREE REQUIREMENTS

No.14.c.i – HDOT-Harbors shall:

- Install signs no later than 90 days after entry of CD
- Evaluate the need for additional signs annually
  - Take into account tenant use
  - Report information in ACR

Would signs be effective in other areas?

29

COMMON VIOLATIONS: ILLICIT DISCHARGES

- Washing Machines, Outdoor Hand Wash Stations, and Sinks Draining to Ground
- Building/Equipment Power Washing – Unpermitted and Improperly Contained
- Vehicle Washing – Unpermitted and Improperly Contained
- Large Spills – Vehicle Maintenance, Material Storage, Fueling Operations
- Petroleum Sheen During Rain Events and Debris from Painting Operations
- Sediment Discharge Due to Construction Activities

30

CAN YOU IDENTIFY THE POTENTIAL POLLUTION PROBLEM?

31

POOR HOUSEKEEPING – NEEDS BMPS!

- Staining observed
- Facility should implement proper BMPs to prevent staining and should remove stains

- Utilizing a containment device, however the leak expands larger than the device

32

COMMON ILLICIT DISCHARGES

- Outdoor hand wash stations, sinks, and washing machines with soap & detergents draining onto open surfaces

33

CAN YOU IDENTIFY THE POTENTIAL POLLUTION PROBLEM?

34

COMMON ILLICIT DISCHARGES

- Building/Equipment Power Washing – Unpermitted and Improperly Contained

35

COMMON ILLICIT DISCHARGES

- **Vehicle Washing** :
  Unpermitted
  Improperly Contained



36

VEHICLE AND EQUIPMENT WASHING

WHO IS APPROVED?

1. McCabe, Hamilton & Renny (Pier 23)
2. Young Brothers (Pier 40)
3. Matson (Pier 52)
4. Hawaii Stevedores (Pier 1 and Pier 51A)
5. UHMC

37

COMMON ILLICIT DISCHARGES

Spills from:

- Vehicle Maintenance
- Material Storage
- Fueling Operations
- Sand and Aggregate Bulk Off-loading Operations

38

CAN YOU IDENTIFY THE POTENTIAL POLLUTION PROBLEM?

39

COMMON ILLICIT DISCHARGES

- **Petroleum sheen**
- **Debris from painting operations.**



40

COMMON ILLICIT DISCHARGES

- Sediment Discharge from Construction Activities

When observed, you can reach out to the following offices:

Harbors Projects

Environmental Section	(808) 587-1962
Construction Section	(808) 587-1866
Special Projects Section	(808) 586-2455

Tenant Projects

Environmental Section	(808) 587-1962
Property Management Section	(808) 587-1944

41

SUSPECTED ILLICIT DISCHARGE AND SPILL REPORTING

Notify Harbors Contacts of spills:

Harbor Traffic Control Unit (24/7): 808-587-2076

- What to report:
  - Location of incident, date and time
  - Description of incident & the media into or on to discharged
  - Responsible party & cause of discharge
  - Clean-up actions (if any) & notifications made

Further Investigation: Harbors Environmental Hotline: 808-587-1962

42

SUSPECTED ILLICIT DISCHARGE INVESTIGATION & REPORTING STEPS

Observe
- If a suspected illicit discharge is observed, STOP and investigate.
- Take notes and photos of what you observe!

Trace
- Follow the discharge to locate the source.
- Speak with local representatives (employees and tenant representatives) about the suspected illicit discharge.

Report
- Call Harbors Traffic Control.

Document
- Fill out and submit Suspected Illicit Discharge Reporting form to HAR-EE for follow-on investigation (if warranted) and for recording in our Cityworks AMS.

43

SUSPECTED ILLICIT DISCHARGE REPORTING FORMS



Hawaii Department of Transportation – Harbors Division

Suspected Illicit Discharge Reporting Form

General Information: Use this form to report a suspected illicit discharge. If you are unsure, please contact your supervisor or HAR-EE. Examples of illicit discharges: uncontained vehicle/equipment/building/sidewalk washing, sink discharging directly to ground or storm drain inlet, petroleum spills/sheens, unpermitted vessel discharges, uncontained vessel painting/chipping/sandblasting/cleaning, etc.

Observer Information			
Name:			
Office Code:		Telephone Number:	
Report Date:			
Description of Suspected Illicit Discharge			
Address or Location:		Date and Time:	
Description: (Include Substance and Amount, if known):			

Media into which the discharge occurred: ☐ Air ☐ Natural Soil ☐ Concrete/Asphalt Pavement ☐ Stream ☐ Harbor ☐ Other: _____

Responsible Party (if known):	
Cause of Discharge (if known):	
Clean-up Actions (if applicable):	
Notifications Made:	

Please forward completed form and/or picture(s) to HAR-EE office. Fax Number: (808) 587-1964

Point of Contact for Reporting	
Agency	**Telephone Number**
Harbor Traffic Control (Aloha Tower) (HAR-OCT)	(808) 587-2076, (808) 369-5903 (Cellular)
Harbors Engineering Environmental Section (HAR-EE)	(808) 587-1962
Additional Follow-up By HAR-EE (to be filled by HAR-EE):	

HDOT HAR-EE Form SIDR (10/16)



Hawaii Department of Transportation – Harbors Division

Notification List For Oil Spills & Illicit Discharges

(Used by Oahu District Harbor Traffic Control, Aloha Tower, HAR-OCT)

(Only Vessel Actor Companies)	Oil Spills (Also make entries in Tower Log)		
DATE / TIME	ACTION: The following shall be notified in the event of an oil spill. Oil spill refers to any sheen (or more significant spill) ON WATER or any petroleum product release (≥ 25 gallons) ON LAND. Note: If a spill poses an imminent or immediate threat to public health and/or the environment, dial 911 to request fire, police, or emergency medical service (personnel) response.		
	National Response Center (U.S. Coast Guard)	(24 hours)	1-800-424-8802
	DOH Hazard Evaluation & Emergency Response	(working hours)	586-4249
		(after hours)	247-0191
	Harbor Police	(24 hours)	Radio
	Harbor Master Operations Supervisor (HAR-OC)	(working hours)	587-2072
		(after hours)	Refer to Watch Schedule
	Oahu Cargo Specialist (MCS)	(working hours)	See MCS Pier Assignments
	Engineering Branch (Environmental Section, HAR-EE)	(working hours) Cell Phil is Answer	587-1962 / 1976 / 1968 / 1963
		(after hours)	Leave a message

OR

	Miscellaneous Illicit Discharges (Also complete "Leaking Pipe & Tank Reporting Form")		
DATE / TIME	ACTION: The following shall be notified if the event of an illicit discharge into water and/or land. Examples include: uncontained vehicle/equipment building/sidewalk washing, sink discharging directly to ground or storm drain inlet, petroleum product release into the storm drain system, etc.		
	Harbor Master Operations Supervisor (HAR-OC)	(working hours)	587-2076
		(after hours)	Refer to Watch Schedule
	Oahu Cargo Specialist (MCS)	(working hours)	See MCS Pier Assignments
	Engineering Branch (Environmental Section, HAR-EE)	(working hours) Cell Phil is Answer	587-1962 / 1976 / 1968 / 1963
		(after hours)	Leave a message

"OHLIMAI KE KAI" – PROTECT OUR HARBOR WATERS

HAR-OCT (Harbor Master) Quick Response Card
& HDOT Form SL-HTC (10/14)

44

ILLICIT DISCHARGE REPORTING

REPORT IT!!!

Harbor Traffic Control Unit (24/7)

(808) 587-2076





45

ESCALATING ENFORCEMENT

An environmental violation may lead to penalties

1. Oral or Verbal Warning
2. Written Warning (Inspection Report + Letter)
3. Notice of Apparent Violation
4. Notice of Finding of Violation and Order
5. Termination of Lease / Revocable Permit

46

RESOURCES AND CONTACTS

Harbors Stormwater Website:

http://www.hidot.hawaii.gov/harbors/malamaikeawakai

- **Harbors Division Environmental Contacts:**
  - **Report Suspected Illicit Discharge: 587-2076 (Harbor Traffic Control)**
  - **Environmental Hotline: 587-1962**
  - **Joy Zhang, P.E.: 587-1960; ying.j.zhang@hawaii.gov**
  - **Michele Freitas: 587-1976; michele.gn.freitas@hawaii.gov**
  - **Mitchell Martello: 587-1969; mitchell.a.martello@hawaii.gov**

47

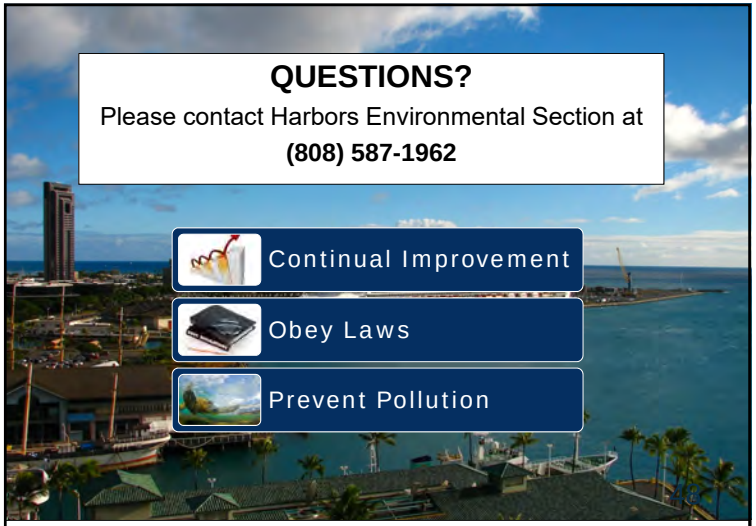

http://hidot.hawaii.gov/harbors/malamaikeawakai/

2019 IDDE TRAINING QUIZ

1. What is the definition of an illicit discharge?
   a. Condensate from an A/C system
   b. Rain water runoff
   c. A charge from a stolen credit card.
   d. A non-storm water discharge (NSWD) that poses a risk to the environment *(and is not in the allowable class).*

2. True or False? Biological pollutants include bacteria and viruses from human and animal wastes.
   a. True
   b. False

3. The 3 IDDE pollutant categories are:
   a. Physical, chemical & biological
   b. Structural, organic & inorganic
   c. Liquid, solid & gas
   d. None of the above.

4. Physical pollutants include:
   a. Sediment
   b. Temperature
   c. Gross solids such as garbage, trash & plastics
   d. All of the above

5. Which of the following are permitted to be discharged to the storm drain?
   a. Unpolluted A/C condensate water
   b. Gasoline, diesel, used oil & paints
   c. Rainwater.
   d. a and c only

6. Which of the following is the official Harbors stormwater awareness message
   a. Malama I ke awa kai
   b. Protect our harbor waters
   c. No dumping
   d. a and b

7. True or False? The environmental goals include protect clean water and healthy reefs, and ensure a sustainable environment in place for us and our future generations to come.
   a. True.
   b. False

8. What should you do when an illicit discharge is suspected at your harbor?
   a. If on Oahu, call Harbor Traffic Control at (808) 587-2076.
   b. Call Harbors Environmental Hotline at (808) 587-1962.
   c. None of my business
   d. a or b

9. Common forms of <u>hydrocarbon</u> pollutants are:
   a. Oil & grease, fuels and hydraulic fluids
   b. Zinc, iron and aluminum
   c. Garbage, trash and plastics
   d. Sediment, nutrients and organics

10. Which of the following are good examples of Best Management Practices (BMPs)?
    a. Picking up litter on the ground
    b. Promptly responding to a spill
    c. Using a drip pan for a leaking vehicle until maintenance can be completed
    d. All of the above

Name: _____

Office Code _____

Date: _____

Attachment 6.b

Illicit Discharge Detection Elimination Training
Sign-In Sheets & Completed Questionnaires

2019 HDOT Harbors Annual Illicit Discharge Detection & Elimination (IDDE) Training Sign-in Sheet

Date: 7/16/2019 Time: 09:00 Am

Kalaeloa Harbor

No.	Name	Office Code	E-mail Address	Phone #	Initials
1	Calvin Woo	OCB		392 9819	C.W.
2	REGINALD TANAKA-KAWAMOTO	OCB	N/A	682 6428	RTK
3	JULY 17. 2019		8:00 a.m		
4	GUY GALDEIRA	OCM	guy.k.galdeira@hawaii.gov	587-2055	GKG
5	Jeffrey Prather	OCZ		587-2056	JP
6	KEN INOUYE	OCG	KEN.T.INOUYE@HAWAII.GOV	587-2314	KI
7	Joseph Beagley	OM	joseph.beagley@hawaii.gov		JB
8	Kahea Kaili	OCM	leeann.k.kaili@hawaii.gov	587-2053	KK
9					
10					
11					
12					
13					
14					
15					

2019 HDOT Harbors Annual Illicit Discharge Detection & Elimination (IDDE) Training Sign-in Sheet

Date: July 17-2019 Time: 8:00 a.m.

No.	Name	Office Code	E-mail Address	Phone #	Initials
1	HAR OE CHAD C. NISHIMURA		chad.c.nishimura@hawaii.gov	478-0380	[illegible]
2	HAR-OP STERLING C. OWEN			741-1854	[illegible]
3	ELAINE C. HAYASHI	HAR-OCT	elaine.c.hayashi@hawaii.gov	587-2076	[illegible]
4	Elmer Hirano	HAR-OM	elmer.hirano@hawaii.gov	832-3846	eh
5	MICHAEL FELIX	HAR-OM	MICHAEL.K.FELIX@HAWAII.GOV	832-3846	[illegible]
6	Aaron Dacuag	HAR-OM	aaron.kk.dacuag@hawaii.gov	832-3845	[illegible]
7	PAUL SHIMIZU	HAR-OCM	PAUL.M.SHIMIZU@HAW.GOV	587-2315	[illegible]
8					
9					
10					
11					
12					
13					
14					
15					

"Malama i ke awa kai" Protect our harbor waters

2019 IDDE TRAINING QUIZ

1. What is the definition of an illicit discharge?
   a. Condensate from an A/C system
   b. Rain water runoff
   c. A charge from a stolen credit card.
   d. A non-storm water discharge (NSWD) that poses a risk to the environment *(and is not in the allowable class)*.

2. True or False? Biological pollutants include bacteria and viruses from human and animal wastes.
   a. True
   b. False

3. The 3 IDDE pollutant categories are:
   a. Physical, chemical & biological
   b. Structural, organic & inorganic
   c. Liquid, solid & gas
   d. None of the above.

4. Physical pollutants include:
   a. Sediment
   b. Temperature
   c. Gross solids such as garbage, trash & plastics
   d. All of the above

5. Which of the following are permitted to be discharged to the storm drain?
   a. Unpolluted A/C condensate water
   b. Gasoline, diesel, used oil & paints
   c. Rainwater.
   d. a and c only

6. Which of the following is the official Harbors stormwater awareness message
   a. Malama I ke awa kai
   b. Protect our harbor waters
   c. No dumping
   d. a and b

7. True or False? The environmental goals include protect clean water and healthy reefs, and ensure a sustainable environment in place for us and our future generations to come.
   a. True.
   b. False

8. What should you do when an illicit discharge is suspected at your harbor?
   a. If on Oahu, call Harbor Traffic Control at (808) 587-2076.
   b. Call Harbors Environmental Hotline at (808) 587-1962.
   c. None of my business
   d. a or b

9. Common forms of <u>hydrocarbon</u> pollutants are:
   a. Oil & grease, fuels and hydraulic fluids
   b. Zinc, iron and aluminum
   c. Garbage, trash and plastics
   d. Sediment, nutrients and organics

10. Which of the following are good examples of Best Management Practices (BMPs)?
   a. Picking up litter on the ground
   b. Promptly responding to a spill
   c. Using a drip pan for a leaking vehicle until maintenance can be completed
   d. All of the above

Name: REGINALD TANAKA-KAWAKOA

Office Code OCB

Date: 7/16/2019

2019 IDDE TRAINING QUIZ

1. What is the definition of an illicit discharge?
   a. Condensate from an A/C system
   b. Rain water runoff
   c. A charge from a stolen credit card.
   d. A non-storm water discharge (NSWD) that poses a risk to the environment *(and is not in the allowable class)*.

2. True or False? Biological pollutants include bacteria and viruses from human and animal wastes.
   a. True
   b. False

3. The 3 IDDE pollutant categories are:
   a. Physical, chemical & biological
   b. Structural, organic & inorganic
   c. Liquid, solid & gas
   d. None of the above.

4. Physical pollutants include:
   a. Sediment
   b. Temperature
   c. Gross solids such as garbage, trash & plastics
   d. All of the above

5. Which of the following are permitted to be discharged to the storm drain?
   a. Unpolluted A/C condensate water
   b. Gasoline, diesel, used oil & paints
   c. Rainwater.
   d. a and c only

6. Which of the following is the official Harbors stormwater awareness message
   a. Malama I ke awa kai
   b. Protect our harbor waters
   c. No dumping
   d. a and b

7. True or False? The environmental goals include protect clean water and healthy reefs, and ensure a sustainable environment in place for us and our future generations to come.
   a. True.
   b. False

8. What should you do when an illicit discharge is suspected at your harbor?
   a. If on Oahu, call Harbor Traffic Control at (808) 587-2076.
   b. Call Harbors Environmental Hotline at (808) 587-1962.
   c. None of my business
   d. a or b

9. Common forms of <u>hydrocarbon</u> pollutants are:
   a. Oil & grease, fuels and hydraulic fluids
   b. Zinc, iron and aluminum
   c. Garbage, trash and plastics
   d. Sediment, nutrients and organics

10. Which of the following are good examples of Best Management Practices (BMPs)?
    a. Picking up litter on the ground
    b. Promptly responding to a spill
    c. Using a drip pan for a leaking vehicle until maintenance can be completed
    d. All of the above

Name: Calvin Woo

Office Code OCB

Date: 7/16/2019

2019 IDDE TRAINING QUIZ

1. What is the definition of an illicit discharge?
   a. Condensate from an A/C system
   b. Rain water runoff
   c. A charge from a stolen credit card.
   d. A non-storm water discharge (NSWD) that poses a risk to the environment *(and is not in the allowable class)*.

2. True or False? Biological pollutants include bacteria and viruses from human and animal wastes.
   a. True
   b. False

3. The 3 IDDE pollutant categories are:
   a. Physical, chemical & biological
   b. Structural, organic & inorganic
   c. Liquid, solid & gas
   d. None of the above.

4. Physical pollutants include:
   a. Sediment
   b. Temperature
   c. Gross solids such as garbage, trash & plastics
   d. All of the above

5. Which of the following are permitted to be discharged to the storm drain?
   a. Unpolluted A/C condensate water
   b. Gasoline, diesel, used oil & paints
   c. Rainwater.
   d. a and c only

6. Which of the following is the official Harbors stormwater awareness message
   a. Malama I ke awa kai
   b. Protect our harbor waters
   c. No dumping
   d. a and b

7. True or False? The environmental goals include protect clean water and healthy reefs, and ensure a sustainable environment in place for us and our future generations to come.
   a. True.
   b. False

8. What should you do when an illicit discharge is suspected at your harbor?
   a. If on Oahu, call Harbor Traffic Control at (808) 587-2076.
   b. Call Harbors Environmental Hotline at (808) 587-1962.
   c. None of my business
   d. a or b

9. Common forms of <u>hydrocarbon</u> pollutants are:
   a. Oil & grease, fuels and hydraulic fluids
   b. Zinc, iron and aluminum
   c. Garbage, trash and plastics
   d. Sediment, nutrients and organics

10. Which of the following are good examples of Best Management Practices (BMPs)?
    a. Picking up litter on the ground
    b. Promptly responding to a spill
    c. Using a drip pan for a leaking vehicle until maintenance can be completed
    d. All of the above

Name: ELAINE HAYASHI

Office Code OCT

Date: 7/17/19

2019 IDDE TRAINING QUIZ

1. What is the definition of an illicit discharge?
   a. Condensate from an A/C system
   b. Rain water runoff
   c. A charge from a stolen credit card.
   d. A non-storm water discharge (NSWD) that poses a risk to the environment *(and is not in the allowable class)*.

2. True or False? Biological pollutants include bacteria and viruses from human and animal wastes.
   a. True
   b. False

3. The 3 IDDE pollutant categories are:
   a. Physical, chemical & biological
   b. Structural, organic & inorganic
   c. Liquid, solid & gas
   d. None of the above.

4. Physical pollutants include:
   a. Sediment
   b. Temperature
   c. Gross solids such as garbage, trash & plastics
   d. All of the above

5. Which of the following are permitted to be discharged to the storm drain?
   a. Unpolluted A/C condensate water
   b. Gasoline, diesel, used oil & paints
   c. Rainwater.
   d. a and c only

6. Which of the following is the official Harbors stormwater awareness message
   a. Malama I ke awa kai
   b. Protect our harbor waters
   c. No dumping
   d. a and b

7. True or False? The environmental goals include protect clean water and healthy reefs, and ensure a sustainable environment in place for us and our future generations to come.
   a. True.
   b. False

8. What should you do when an illicit discharge is suspected at your harbor?
   a. If on Oahu, call Harbor Traffic Control at (808) 587-2076.
   b. Call Harbors Environmental Hotline at (808) 587-1962.
   c. None of my business
   d. a or b

9. Common forms of <u>hydrocarbon</u> pollutants are:
   a. Oil & grease, fuels and hydraulic fluids
   b. Zinc, iron and aluminum
   c. Garbage, trash and plastics
   d. Sediment, nutrients and organics

10. Which of the following are good examples of Best Management Practices (BMPs)?
    a. Picking up litter on the ground
    b. Promptly responding to a spill
    c. Using a drip pan for a leaking vehicle until maintenance can be completed
    d. All of the above

Name: Jeffrey Prather

Office Code OC2

Date: 7-17-19

2019 IDDE TRAINING QUIZ

1. What is the definition of an illicit discharge?
   a. Condensate from an A/C system
   b. Rain water runoff
   c. A charge from a stolen credit card.
   d. A non-storm water discharge (NSWD) that poses a risk to the environment *(and is not in the allowable class)*.

2. True or False? Biological pollutants include bacteria and viruses from human and animal wastes.
   a. True
   b. False

3. The 3 IDDE pollutant categories are:
   a. Physical, chemical & biological
   b. Structural, organic & inorganic
   c. Liquid, solid & gas
   d. None of the above.

4. Physical pollutants include:
   a. Sediment
   b. Temperature
   c. Gross solids such as garbage, trash & plastics
   d. All of the above

5. Which of the following are permitted to be discharged to the storm drain?
   a. Unpolluted A/C condensate water
   b. Gasoline, diesel, used oil & paints
   c. Rainwater.
   d. a and c only

6. Which of the following is the official Harbors stormwater awareness message
   a. Malama I ke awa kai
   b. Protect our harbor waters
   c. No dumping
   d. a and b

7. True or False? The environmental goals include protect clean water and healthy reefs, and ensure a sustainable environment in place for us and our future generations to come.
   a. True.
   b. False

8. What should you do when an illicit discharge is suspected at your harbor?
   a. If on Oahu, call Harbor Traffic Control at (808) 587-2076.
   b. Call Harbors Environmental Hotline at (808) 587-1962.
   c. None of my business
   d. a or b

9. Common forms of <u>hydrocarbon</u> pollutants are:
   a. Oil & grease, fuels and hydraulic fluids
   b. Zinc, iron and aluminum
   c. Garbage, trash and plastics
   d. Sediment, nutrients and organics

10. Which of the following are good examples of Best Management Practices (BMPs)?
    a. Picking up litter on the ground
    b. Promptly responding to a spill
    c. Using a drip pan for a leaking vehicle until maintenance can be completed
    d. All of the above

Name: CHAD C. NISHIMURA

Office Code _____

Date: 7-17-19

2019 IDDE TRAINING QUIZ

1. What is the definition of an illicit discharge?
   a. Condensate from an A/C system
   b. Rain water runoff
   c. A charge from a stolen credit card.
   d. A non-storm water discharge (NSWD) that poses a risk to the environment *(and is not in the allowable class)*.

2. True or False? Biological pollutants include bacteria and viruses from human and animal wastes.
   a. True
   b. False

3. The 3 IDDE pollutant categories are:
   a. Physical, chemical & biological
   b. Structural, organic & inorganic
   c. Liquid, solid & gas
   d. None of the above.

4. Physical pollutants include:
   a. Sediment
   b. Temperature
   c. Gross solids such as garbage, trash & plastics
   d. All of the above

5. Which of the following are permitted to be discharged to the storm drain?
   a. Unpolluted A/C condensate water
   b. Gasoline, diesel, used oil & paints
   c. Rainwater.
   d. a and c only

6. Which of the following is the official Harbors stormwater awareness message
   a. Malama I ke awa kai
   b. Protect our harbor waters
   c. No dumping
   d. a and b

7. True or False? The environmental goals include protect clean water and healthy reefs, and ensure a sustainable environment in place for us and our future generations to come.
   a. True.
   b. False

8. What should you do when an illicit discharge is suspected at your harbor?
   a. If on Oahu, call Harbor Traffic Control at (808) 587-2076.
   b. Call Harbors Environmental Hotline at (808) 587-1962.
   c. None of my business
   d. a or b

9. Common forms of <u>hydrocarbon</u> pollutants are:
   a. Oil & grease, fuels and hydraulic fluids
   b. Zinc, iron and aluminum
   c. Garbage, trash and plastics
   d. Sediment, nutrients and organics

10. Which of the following are good examples of Best Management Practices (BMPs)?
   a. Picking up litter on the ground
   b. Promptly responding to a spill
   c. Using a drip pan for a leaking vehicle until maintenance can be completed
   d. All of the above

Name: Joseph Beagley

Office Code _____

Date: 7-17-19

2019 IDDE TRAINING QUIZ

1. What is the definition of an illicit discharge?
   a. Condensate from an A/C system
   b. Rain water runoff
   c. A charge from a stolen credit card.
   d. A non-storm water discharge (NSWD) that poses a risk to the environment *(and is not in the allowable class)*.

2. True or False? Biological pollutants include bacteria and viruses from human and animal wastes.
   a. True
   b. False

3. The 3 IDDE pollutant categories are:
   a. Physical, chemical & biological
   b. Structural, organic & inorganic
   c. Liquid, solid & gas
   d. None of the above.

4. Physical pollutants include:
   a. Sediment
   b. Temperature
   c. Gross solids such as garbage, trash & plastics
   d. All of the above

5. Which of the following are permitted to be discharged to the storm drain?
   a. Unpolluted A/C condensate water
   b. Gasoline, diesel, used oil & paints
   c. Rainwater.
   d. a and c only

6. Which of the following is the official Harbors stormwater awareness message
   a. Malama I ke awa kai
   b. Protect our harbor waters
   c. No dumping
   d. a and b

7. True or False? The environmental goals include protect clean water and healthy reefs, and ensure a sustainable environment in place for us and our future generations to come.
   a. True.
   b. False

8. What should you do when an illicit discharge is suspected at your harbor?
   a. If on Oahu, call Harbor Traffic Control at (808) 587-2076.
   b. Call Harbors Environmental Hotline at (808) 587-1962.
   c. None of my business
   d. a or b

9. Common forms of <u>hydrocarbon</u> pollutants are:
   a. Oil & grease, fuels and hydraulic fluids
   b. Zinc, iron and aluminum
   c. Garbage, trash and plastics
   d. Sediment, nutrients and organics

10. Which of the following are good examples of Best Management Practices (BMPs)?
    a. Picking up litter on the ground
    b. Promptly responding to a spill
    c. Using a drip pan for a leaking vehicle until maintenance can be completed
    d. All of the above

Name: STERGIO C. DUPIO

Office Code HAR-OE

Date: 07/17/19

2019 IDDE TRAINING QUIZ

1. What is the definition of an illicit discharge?
   a. Condensate from an A/C system
   b. Rain water runoff
   c. A charge from a stolen credit card.
   d. A non-storm water discharge (NSWD) that poses a risk to the environment *(and is not in the allowable class)*.

2. True or False? Biological pollutants include bacteria and viruses from human and animal wastes.
   a. True
   b. False

3. The 3 IDDE pollutant categories are:
   a. Physical, chemical & biological
   b. Structural, organic & inorganic
   c. Liquid, solid & gas
   d. None of the above.

4. Physical pollutants include:
   a. Sediment
   b. Temperature
   c. Gross solids such as garbage, trash & plastics
   d. All of the above

5. Which of the following are permitted to be discharged to the storm drain?
   a. Unpolluted A/C condensate water
   b. Gasoline, diesel, used oil & paints
   c. Rainwater.
   d. a and c only

6. Which of the following is the official Harbors stormwater awareness message
   a. Malama I ke awa kai
   b. Protect our harbor waters
   c. No dumping
   d. a and b

7. True or False? The environmental goals include protect clean water and healthy reefs, and ensure a sustainable environment in place for us and our future generations to come.
   a. True.
   b. False

8. What should you do when an illicit discharge is suspected at your harbor?
   a. If on Oahu, call Harbor Traffic Control at (808) 587-2076.
   b. Call Harbors Environmental Hotline at (808) 587-1962.
   c. None of my business
   d. a or b

9. Common forms of <u>hydrocarbon</u> pollutants are:
   a. Oil & grease, fuels and hydraulic fluids
   b. Zinc, iron and aluminum
   c. Garbage, trash and plastics
   d. Sediment, nutrients and organics

10. Which of the following are good examples of Best Management Practices (BMPs)?
    a. Picking up litter on the ground
    b. Promptly responding to a spill
    c. Using a drip pan for a leaking vehicle until maintenance can be completed
    d. All of the above

Name: Kahea Kaili

Office Code _____

Date: 7-17-19

2019 IDDE TRAINING QUIZ

1. What is the definition of an illicit discharge?
   a. Condensate from an A/C system
   b. Rain water runoff
   c. A charge from a stolen credit card.
   d. A non-storm water discharge (NSWD) that poses a risk to the environment *(and is not in the allowable class)*.

2. True or False? Biological pollutants include bacteria and viruses from human and animal wastes.
   a. True
   b. False

3. The 3 IDDE pollutant categories are:
   a. Physical, chemical & biological
   b. Structural, organic & inorganic
   c. Liquid, solid & gas
   d. None of the above.

4. Physical pollutants include:
   a. Sediment
   b. Temperature
   c. Gross solids such as garbage, trash & plastics
   d. All of the above

5. Which of the following are permitted to be discharged to the storm drain?
   a. Unpolluted A/C condensate water
   b. Gasoline, diesel, used oil & paints
   c. Rainwater.
   d. a and c only

6. Which of the following is the official Harbors stormwater awareness message
   a. Malama I ke awa kai
   b. Protect our harbor waters
   c. No dumping
   d. a and b

7. True or False? The environmental goals include protect clean water and healthy reefs, and ensure a sustainable environment in place for us and our future generations to come.
   a. True.
   b. False

8. What should you do when an illicit discharge is suspected at your harbor?
   a. If on Oahu, call Harbor Traffic Control at (808) 587-2076.
   b. Call Harbors Environmental Hotline at (808) 587-1962.
   c. None of my business
   d. a or b

9. Common forms of <u>hydrocarbon</u> pollutants are:
   a. Oil & grease, fuels and hydraulic fluids
   b. Zinc, iron and aluminum
   c. Garbage, trash and plastics
   d. Sediment, nutrients and organics

10. Which of the following are good examples of Best Management Practices (BMPs)?
    a. Picking up litter on the ground
    b. Promptly responding to a spill
    c. Using a drip pan for a leaking vehicle until maintenance can be completed
    d. All of the above

Name: Aaron Dacuag

Office Code HAR-OM

Date: 6/17/19

2019 IDDE TRAINING QUIZ

1. What is the definition of an illicit discharge?
   a. Condensate from an A/C system
   b. Rain water runoff
   c. A charge from a stolen credit card.
   d. A non-storm water discharge (NSWD) that poses a risk to the environment *(and is not in the allowable class)*.

2. True or False? Biological pollutants include bacteria and viruses from human and animal wastes.
   a. True
   b. False

3. The 3 IDDE pollutant categories are:
   a. Physical, chemical & biological
   b. Structural, organic & inorganic
   c. Liquid, solid & gas
   d. None of the above.

4. Physical pollutants include:
   a. Sediment
   b. Temperature
   c. Gross solids such as garbage, trash & plastics
   d. All of the above

5. Which of the following are permitted to be discharged to the storm drain?
   a. Unpolluted A/C condensate water
   b. Gasoline, diesel, used oil & paints
   c. Rainwater.
   d. a and c only

6. Which of the following is the official Harbors stormwater awareness message
   a. Malama I ke awa kai
   b. Protect our harbor waters
   c. No dumping
   d. a and b

7. True or False? The environmental goals include protect clean water and healthy reefs, and ensure a sustainable environment in place for us and our future generations to come.
   a. True.
   b. False

8. What should you do when an illicit discharge is suspected at your harbor?
   a. If on Oahu, call Harbor Traffic Control at (808) 587-2076.
   b. Call Harbors Environmental Hotline at (808) 587-1962.
   c. None of my business
   d. a or b

9. Common forms of <u>hydrocarbon</u> pollutants are:
   a. Oil & grease, fuels and hydraulic fluids
   b. Zinc, iron and aluminum
   c. Garbage, trash and plastics
   d. Sediment, nutrients and organics

10. Which of the following are good examples of Best Management Practices (BMPs)?
    a. Picking up litter on the ground
    b. Promptly responding to a spill
    c. Using a drip pan for a leaking vehicle until maintenance can be completed
    d. All of the above

Name: K Inouye

Office Code OCM

Date: 7/17/19

2019 IDDE TRAINING QUIZ

1. What is the definition of an illicit discharge?
   a. Condensate from an A/C system
   b. Rain water runoff
   c. A charge from a stolen credit card.
   d. A non-storm water discharge (NSWD) that poses a risk to the environment *(and is not in the allowable class)*.

2. True or False? Biological pollutants include bacteria and viruses from human and animal wastes.
   a. True
   b. False

3. The 3 IDDE pollutant categories are:
   a. Physical, chemical & biological
   b. Structural, organic & inorganic
   c. Liquid, solid & gas
   d. None of the above.

4. Physical pollutants include:
   a. Sediment
   b. Temperature
   c. Gross solids such as garbage, trash & plastics
   d. All of the above

5. Which of the following are permitted to be discharged to the storm drain?
   a. Unpolluted A/C condensate water
   b. Gasoline, diesel, used oil & paints
   c. Rainwater.
   d. a and c only

6. Which of the following is the official Harbors stormwater awareness message
   a. Malama I ke awa kai
   b. Protect our harbor waters
   c. No dumping
   d. a and b

7. True or False? The environmental goals include protect clean water and healthy reefs, and ensure a sustainable environment in place for us and our future generations to come.
   a. True.
   b. False

8. What should you do when an illicit discharge is suspected at your harbor?
   a. If on Oahu, call Harbor Traffic Control at (808) 587-2076.
   b. Call Harbors Environmental Hotline at (808) 587-1962.
   c. None of my business
   d. a or b

9. Common forms of <u>hydrocarbon</u> pollutants are:
   a. Oil & grease, fuels and hydraulic fluids
   b. Zinc, iron and aluminum
   c. Garbage, trash and plastics
   d. Sediment, nutrients and organics

10. Which of the following are good examples of Best Management Practices (BMPs)?
   a. Picking up litter on the ground
   b. Promptly responding to a spill
   c. Using a drip pan for a leaking vehicle until maintenance can be completed
   d. All of the above

Name: Gary Galdeira

Office Code OCM

Date: 7/17/19

2019 IDDE TRAINING QUIZ

1. What is the definition of an illicit discharge?
   a. Condensate from an A/C system
   b. Rain water runoff
   c. A charge from a stolen credit card.
   d. A non-storm water discharge (NSWD) that poses a risk to the environment *(and is not in the allowable class)*.

2. True or False? Biological pollutants include bacteria and viruses from human and animal wastes.
   a. True
   b. False

3. The 3 IDDE pollutant categories are:
   a. Physical, chemical & biological
   b. Structural, organic & inorganic
   c. Liquid, solid & gas
   d. None of the above.

4. Physical pollutants include:
   a. Sediment
   b. Temperature
   c. Gross solids such as garbage, trash & plastics
   d. All of the above

5. Which of the following are permitted to be discharged to the storm drain?
   a. Unpolluted A/C condensate water
   b. Gasoline, diesel, used oil & paints
   c. Rainwater.
   d. a and c only

6. Which of the following is the official Harbors stormwater awareness message
   a. Malama I ke awa kai
   b. Protect our harbor waters
   c. No dumping
   d. a and b

7. True or False? The environmental goals include protect clean water and healthy reefs, and ensure a sustainable environment in place for us and our future generations to come.
   a. True.
   b. False

8. What should you do when an illicit discharge is suspected at your harbor?
   a. If on Oahu, call Harbor Traffic Control at (808) 587-2076.
   b. Call Harbors Environmental Hotline at (808) 587-1962.
   c. None of my business
   d. a or b

9. Common forms of <u>hydrocarbon</u> pollutants are:
   a. Oil & grease, fuels and hydraulic fluids
   b. Zinc, iron and aluminum
   c. Garbage, trash and plastics
   d. Sediment, nutrients and organics

10. Which of the following are good examples of Best Management Practices (BMPs)?
   a. Picking up litter on the ground
   b. Promptly responding to a spill
   c. Using a drip pan for a leaking vehicle until maintenance can be completed
   d. All of the above

Name: Paul Shimizu

Office Code Har-OCM

Date: 9-17-19

2019 IDDE TRAINING QUIZ

1. What is the definition of an illicit discharge?
   a. Condensate from an A/C system
   b. Rain water runoff
   c. A charge from a stolen credit card.
   d. A non-storm water discharge (NSWD) that poses a risk to the environment *(and is not in the allowable class)*.

2. True or False? Biological pollutants include bacteria and viruses from human and animal wastes.
   a. True
   b. False

3. The 3 IDDE pollutant categories are:
   a. Physical, chemical & biological
   b. Structural, organic & inorganic
   c. Liquid, solid & gas
   d. None of the above.

4. Physical pollutants include:
   a. Sediment
   b. Temperature
   c. Gross solids such as garbage, trash & plastics
   d. All of the above

5. Which of the following are permitted to be discharged to the storm drain?
   a. Unpolluted A/C condensate water
   b. Gasoline, diesel, used oil & paints
   c. Rainwater.
   d. a and c only

6. Which of the following is the official Harbors stormwater awareness message
   a. Malama I ke awa kai
   b. Protect our harbor waters
   c. No dumping
   d. a and b

7. True or False? The environmental goals include protect clean water and healthy reefs, and ensure a sustainable environment in place for us and our future generations to come.
   a. True.
   b. False

8. What should you do when an illicit discharge is suspected at your harbor?
   a. If on Oahu, call Harbor Traffic Control at (808) 587-2076.
   b. Call Harbors Environmental Hotline at (808) 587-1962.
   c. None of my business
   d. a or b

9. Common forms of <u>hydrocarbon</u> pollutants are:
   a. Oil & grease, fuels and hydraulic fluids
   b. Zinc, iron and aluminum
   c. Garbage, trash and plastics
   d. Sediment, nutrients and organics

10. Which of the following are good examples of Best Management Practices (BMPs)?
    a. Picking up litter on the ground
    b. Promptly responding to a spill
    c. Using a drip pan for a leaking vehicle until maintenance can be completed
    d. All of the above

Name: MICAREL FEGN

Office Code HAR-OM

Date: 7-17-19

2019 IDDE TRAINING QUIZ

1. What is the definition of an illicit discharge?
   a. Condensate from an A/C system
   b. Rain water runoff
   c. A charge from a stolen credit card.
   d. A non-storm water discharge (NSWD) that poses a risk to the environment *(and is not in the allowable class)*.

2. True or False? Biological pollutants include bacteria and viruses from human and animal wastes.
   a. True
   b. False

3. The 3 IDDE pollutant categories are:
   a. Physical, chemical & biological
   b. Structural, organic & inorganic
   c. Liquid, solid & gas
   d. None of the above.

4. Physical pollutants include:
   a. Sediment
   b. Temperature
   c. Gross solids such as garbage, trash & plastics
   d. All of the above

5. Which of the following are permitted to be discharged to the storm drain?
   a. Unpolluted A/C condensate water
   b. Gasoline, diesel, used oil & paints
   c. Rainwater.
   d. a and c only

6. Which of the following is the official Harbors stormwater awareness message
   a. Malama I ke awa kai
   b. Protect our harbor waters
   c. No dumping
   d. a and b

7. True or False? The environmental goals include protect clean water and healthy reefs, and ensure a sustainable environment in place for us and our future generations to come.
   a. True.
   b. False

8. What should you do when an illicit discharge is suspected at your harbor?
   a. If on Oahu, call Harbor Traffic Control at (808) 587-2076.
   b. Call Harbors Environmental Hotline at (808) 587-1962.
   c. None of my business
   d. a or b

9. Common forms of <u>hydrocarbon</u> pollutants are:
   a. Oil & grease, fuels and hydraulic fluids
   b. Zinc, iron and aluminum
   c. Garbage, trash and plastics
   d. Sediment, nutrients and organics

10. Which of the following are good examples of Best Management Practices (BMPs)?
   a. Picking up litter on the ground
   b. Promptly responding to a spill
   c. Using a drip pan for a leaking vehicle until maintenance can be completed
   d. All of the above

Name: Elmer Hirano

Office Code HAR-OM

Date: 7.17.19

2019 HDOT Harbors Illicit Discharge Detection & Elimination (IDDE) Training Survey

Instruction: Please complete this survey and submit it to Harbors Engineering Branch Environmental Section. MAHALO NUI LOA!

Name: REGINALD TANAKA-KAUWAKOA **Date:** 7/16/2019

Company / Office Code: H-OCB **Job Title:** LABORER

1. How does your job relate to illicit discharge detection & elimination (IDDE)?

2. Did you find the IDDE Training relevant and useful?
   On a scale of 1 to 5, circle one number:
   1 = not relevant / useful, 5 = extremely relevant / useful

   1 2 3 4 5

3. What was the most interesting thing you learned in this training?

4. What other topics would you like to see covered in this training?

5. Do you have any recommendations on how to improve our annual IDDE training?

Please provide additional comments below.

2019 HDOT Harbors Illicit Discharge Detection & Elimination (IDDE) Training Survey

Instruction: Please complete this survey and submit it to Harbors Engineering Branch Environmental Section. MAHALO NUI LOA!

Name: Calvin Woc **Date:** 7/16/2019

Company / Office Code: _____ **Job Title:** _____

1. How does your job relate to illicit discharge detection & elimination (IDDE)?

2. Did you find the IDDE Training relevant and useful?
   On a scale of 1 to 5, circle one number:
   1 = not relevant / useful, 5 = extremely relevant / useful

   1 2 3 4 5

3. What was the most interesting thing you learned in this training?

4. What other topics would you like to see covered in this training?

5. Do you have any recommendations on how to improve our annual IDDE training?

Please provide additional comments below.

2019 HDOT Harbors Illicit Discharge Detection & Elimination (IDDE) Training Survey

Instruction: Please complete this survey and submit it to Harbors Engineering Branch Environmental Section. MAHALO NUI LOA!

Name: Guy Galdeira **Date:** 7·17·2019

Company / Office Code: OCM **Job Title:** _____

1. How does your job relate to illicit discharge detection & elimination (IDDE)?

   OBSERVER

2. Did you find the IDDE Training relevant and useful?

   On a scale of 1 to 5, circle one number:

   1 = not relevant / useful, 5 = extremely relevant / useful

   1 2 3 4 5

3. What was the most interesting thing you learned in this training?

   ALL OF THE TRAINING, BRINGS A GOOD REFRESHING INFO

4. What other topics would you like to see covered in this training?

5. Do you have any recommendations on how to improve our annual IDDE training?

Please provide additional comments below.

2019 HDOT Harbors Illicit Discharge Detection & Elimination (IDDE) Training Survey

Instruction: Please complete this survey and submit it to Harbors Engineering Branch Environmental Section. MAHALO NUI LOA!

Name: Joseph Beagley **Date:** 7-17-19

Company / Office Code: _____ **Job Title:** GCMS VI

1. How does your job relate to illicit discharge detection & elimination (IDDE)?
   work at Harbor daily

2. Did you find the IDDE Training relevant and useful?
   On a scale of 1 to 5, circle one number:
   1 = not relevant / useful, 5 = extremely relevant / useful

   1 (2) 3 4 5

3. What was the most interesting thing you learned in this training?

4. What other topics would you like to see covered in this training?

5. Do you have any recommendations on how to improve our annual IDDE training?

Please provide additional comments below.

2019 HDOT Harbors Illicit Discharge Detection & Elimination (IDDE) Training Survey

Instruction: Please complete this survey and submit it to Harbors Engineering Branch Environmental Section. MAHALO NUI LOA!

Name: ELAINE HAYASHI (NIKI) **Date:** 7/17/19

Company / Office Code: OCT **Job Title:** TRAFFIC CONTROLLER

1. How does your job relate to illicit discharge detection & elimination (IDDE)?
   PEOPLE CALL US TO REPORT DISCHARGE

2. Did you find the IDDE Training relevant and useful?
   On a scale of 1 to 5, circle one number:
   1 = not relevant / useful, 5 = extremely relevant / useful

   1 2 3 4 5

3. What was the most interesting thing you learned in this training?

4. What other topics would you like to see covered in this training?

5. Do you have any recommendations on how to improve our annual IDDE training?

Please provide additional comments below.

2019 HDOT Harbors Illicit Discharge Detection & Elimination (IDDE) Training Survey

Instruction: Please complete this survey and submit it to Harbors Engineering Branch Environmental Section. MAHALO NUI LOA!

Name: Jeffrey Prather **Date:** 7-17-19

Company / Office Code: DOT-HAR OC2 **Job Title:** OPS Supervisor

1. How does your job relate to illicit discharge detection & elimination (IDDE)?
   MCS - fishing vessel supervisor

2. Did you find the IDDE Training relevant and useful?
   On a scale of 1 to 5, circle one number:
   1 = not relevant / useful, 5 = extremely relevant / useful

   1 2 3 (4) 5

3. What was the most interesting thing you learned in this training?
   Investigation process

4. What other topics would you like to see covered in this training?
   N/A

5. Do you have any recommendations on how to improve our annual IDDE training?
   online training

Please provide additional comments below.

2019 HDOT Harbors Illicit Discharge Detection & Elimination (IDDE) Training Survey

Instruction: Please complete this survey and submit it to Harbors Engineering Branch Environmental Section. MAHALO NUI LOA!

Name: CHAD C. NISHIMURA **Date:** 7-17-19

Company / Office Code: _____ **Job Title:** HARBOR ENFORCEMENT

1. How does your job relate to illicit discharge detection & elimination (IDDE)?
   WE ARE FIRST RESPONDERS TO INCIDENTS

2. Did you find the IDDE Training relevant and useful?
   On a scale of 1 to 5, circle one number:
   1 = not relevant / useful, 5 = extremely relevant / useful

   1 2 3 4 (5)

3. What was the most interesting thing you learned in this training?
   MANY THINGS THAT ENTER HARBOR WATERS CAN CAUSE DAMAGING RESULTS.

4. What other topics would you like to see covered in this training?
   PERFECT AS IS.

5. Do you have any recommendations on how to improve our annual IDDE training?
   PERFECT AS IS.

Please provide additional comments below.

EXCELLENT PRESENTATION

2019 HDOT Harbors Illicit Discharge Detection & Elimination (IDDE) Training Survey

Instruction: Please complete this survey and submit it to Harbors Engineering Branch Environmental Section. MAHALO NUI LOA!

Name: SERGIO DUPIO **Date:** 07/12/19

Company / Office Code: HAR-OPE **Job Title:** HARBOR ENFORCE OFF

1. How does your job relate to illicit discharge detection & elimination (IDDE)?
   WE ARE IN DIRECTION CONTACT WITH VIOLATORS ALSO TO FIND OUR TARGET

2. Did you find the IDDE Training relevant and useful?
   On a scale of 1 to 5, circle one number:
   1 = not relevant / useful, 5 = extremely relevant / useful

   1 2 3 (4) 5

3. What was the most interesting thing you learned in this training?
   GOALS OF TRAINING

4. What other topics would you like to see covered in this training?
   WHAT HAPPENED WITH FIND PRODUCT

5. Do you have any recommendations on how to improve our annual IDDE training?

Please provide additional comments below.

2019 HDOT Harbors Illicit Discharge Detection & Elimination (IDDE) Training Survey

Instruction: Please complete this survey and submit it to Harbors Engineering Branch Environmental Section. MAHALO NUI LOA!

Name: Kahea Kali **Date:** 7-17-19

Company / Office Code: DOT Harbors **Job Title:** OCM

1. How does your job relate to illicit discharge detection & elimination (IDDE)?
   Call out to scene, gather information Report back to tower operator / Har EE, to follow up.

2. Did you find the IDDE Training relevant and useful?
   On a scale of 1 to 5, circle one number:
   1 = not relevant / useful, 5 = extremely relevant / useful

   1 2 3 4 5

3. What was the most interesting thing you learned in this training?
   how imporant every thing is, how humans are clueless of how we pollute our earth, & sea.

4. What other topics would you like to see covered in this training?
   ?

5. Do you have any recommendations on how to improve our annual IDDE training?
   None

Please provide additional comments below.

2019 HDOT Harbors Illicit Discharge Detection & Elimination (IDDE) Training Survey

Instruction: Please complete this survey and submit it to Harbors Engineering Branch Environmental Section. MAHALO NUI LOA!

Name: AARON DACUAG **Date:** 6/17/19

Company / Office Code: HAR-OM **Job Title:** CONST. INSPECTOR

1. How does your job relate to illicit discharge detection & elimination (IDDE)?
   DEAL WITH IT IN THE BASEYARD & WHEN MAINTENENCE PROJECTS OCCUR. ALSO OCASSIONALLY WITH TENANTS AND CONTRACTORS.

2. Did you find the IDDE Training relevant and useful?
   On a scale of 1 to 5, circle one number:
   1 = not relevant / useful, 5 = extremely relevant / useful

   1 2 3 4 (5)

3. What was the most interesting thing you learned in this training?
   WAS MY 1ST TRAINING REGARDING IDDE. A LOT OF NEW INFORMATION FOR ME.

4. What other topics would you like to see covered in this training?
   NOT AT THIS TIME.

5. Do you have any recommendations on how to improve our annual IDDE training?

Please provide additional comments below.

2019 HDOT Harbors Illicit Discharge Detection & Elimination (IDDE) Training Survey

Instruction: Please complete this survey and submit it to Harbors Engineering Branch Environmental Section. MAHALO NUI LOA!

Name: Ken Inouye **Date:** 7/17/19

Company / Office Code: OCN **Job Title:** MES

1. How does your job relate to illicit discharge detection & elimination (IDDE)?
   Observe & Report

2. Did you find the IDDE Training relevant and useful?
   On a scale of 1 to 5, circle one number:
   1 = not relevant / useful, 5 = extremely relevant / useful

   1 2 (3) 4 5

3. What was the most interesting thing you learned in this training?
   N/A

4. What other topics would you like to see covered in this training?
   N/A

5. Do you have any recommendations on how to improve our annual IDDE training?
   N/A

Please provide additional comments below.
N/A

2019 HDOT Harbors Illicit Discharge Detection & Elimination (IDDE) Training Survey

Instruction: Please complete this survey and submit it to Harbors Engineering Branch Environmental Section. MAHALO NUI LOA!

Name: PAUL SHANTZ **Date:** 7-17-19

Company / Office Code: HAR - OCM **Job Title:** MCS II

1. How does your job relate to illicit discharge detection & elimination (IDDE)?

   MARINE CARGO SPECIALIST

2. Did you find the IDDE Training relevant and useful?
   On a scale of 1 to 5, circle one number:
   1 = not relevant / useful, 5 = extremely relevant / useful

   1 2 3 (4) 5

3. What was the most interesting thing you learned in this training?

   SECONDARY POTENTIAL FORMS

4. What other topics would you like to see covered in this training?

   HULL DISCHARGE FROM VESSELS

5. Do you have any recommendations on how to improve our annual IDDE training?

   ~~[illegible]~~ MAYBE ON-LINE

Please provide additional comments below.

2019 HDOT Harbors Illicit Discharge Detection & Elimination (IDDE) Training Survey

Instruction: Please complete this survey and submit it to Harbors Engineering Branch Environmental Section. MAHALO NUI LOA!

Name: MICHAEL FELIX **Date:** 7-17-19

Company / Office Code: HAR-OM **Job Title:** WHARF MAINT SUP.

1. How does your job relate to illicit discharge detection & elimination (IDDE)?
   NEED TO TAKE CARE OF OUR HARBOR, MAKE SURE MEN ~~DOES~~ FOLLOW RULES AND KEEP AN EYE OUT FOR ILLICIT DISCHARGES

2. Did you find the IDDE Training relevant and useful?
   On a scale of 1 to 5, circle one number:
   1 = not relevant / useful, 5 = extremely relevant / useful

   1 2 3 4 5

3. What was the most interesting thing you learned in this training?
   ALL

4. What other topics would you like to see covered in this training?
   LAWS

5. Do you have any recommendations on how to improve our annual IDDE training?
   NONE

Please provide additional comments below.

2019 HDOT Harbors Illicit Discharge Detection & Elimination (IDDE) Training Survey

Instruction: Please complete this survey and submit it to Harbors Engineering Branch Environmental Section. MAHALO NUI LOA!

Name: Elmer Hirano **Date:** 7.17.19

Company / Office Code: HAR-OM **Job Title:** Gen. Constr. & Maint. Supv.

1. How does your job relate to illicit discharge detection & elimination (IDDE)?

   Being in my position supervising others it's important to know IDDE.

2. Did you find the IDDE Training relevant and useful?

   On a scale of 1 to 5, circle one number:

   1 = not relevant / useful, 5 = extremely relevant / useful

   1 2 3 4 (5)

3. What was the most interesting thing you learned in this training?

4. What other topics would you like to see covered in this training?

   None

5. Do you have any recommendations on how to improve our annual IDDE training?

   New Slides

Please provide additional comments below.

2019 HDOT Harbors Annual Illicit Discharge Detection & Elimination (IDDE) Training Sign-in Sheet

Date: 7/22/2019 Time: 8:00 AM

No.	Name	Office Code	E-mail Address	Phone #	Initials
1	ISA, RICHARD	HAR-OE		587-2007	RI
2	KAHUMOKU/MACK	TOWER TRAFFIC CONTROL		439-9370	[illegible]
3	LEE, DAVID	HAR-OE		587.2057	[illegible]
4	Mitchell Martello	HAR-EE		587-1969	MM
5	GANTON, JOE	HAR-OE		587-2007	JL
6	RUIZ, RICHARD	HAR-OE		683-8605	RR
7					
8					
9					
10					
11					
12					
13					
14					
15					

2019 IDDE TRAINING QUIZ

1. What is the definition of an illicit discharge?
   a. Condensate from an A/C system
   b. Rain water runoff
   c. A charge from a stolen credit card.
   d. A non-storm water discharge (NSWD) that poses a risk to the environment *(and is not in the allowable class)*.

2. True or False? Biological pollutants include bacteria and viruses from human and animal wastes.
   a. True
   b. False

3. The 3 IDDE pollutant categories are:
   a. Physical, chemical & biological
   b. Structural, organic & inorganic
   c. Liquid, solid & gas
   d. None of the above.

4. Physical pollutants include:
   a. Sediment
   b. Temperature
   c. Gross solids such as garbage, trash & plastics
   d. All of the above

5. Which of the following are permitted to be discharged to the storm drain?
   a. Unpolluted A/C condensate water
   b. Gasoline, diesel, used oil & paints
   c. Rainwater.
   d. a and c only

6. Which of the following is the official Harbors stormwater awareness message
   a. Malama I ke awa kai
   b. Protect our harbor waters
   c. No dumping
   d. a and b

7. True or False? The environmental goals include protect clean water and healthy reefs, and ensure a sustainable environment in place for us and our future generations to come.
   a. True.
   b. False

8. What should you do when an illicit discharge is suspected at your harbor?
   a. If on Oahu, call Harbor Traffic Control at (808) 587-2076.
   b. Call Harbors Environmental Hotline at (808) 587-1962.
   c. None of my business
   d. a or b

9. Common forms of hydrocarbon pollutants are:
   a. Oil & grease, fuels and hydraulic fluids
   b. Zinc, iron and aluminum
   c. Garbage, trash and plastics
   d. Sediment, nutrients and organics

10. Which of the following are good examples of Best Management Practices (BMPs)?
    a. Picking up litter on the ground
    b. Promptly responding to a spill
    c. Using a drip pan for a leaking vehicle until maintenance can be completed
    d. All of the above

Name: Mack Kaiumoku

Office Code HTC

Date: 7-22-19

2019 IDDE TRAINING QUIZ

1. What is the definition of an illicit discharge?
   a. Condensate from an A/C system
   b. Rain water runoff
   c. A charge from a stolen credit card.
   d. A non-storm water discharge (NSWD) that poses a risk to the environment *(and is not in the allowable class).*

2. True or False? Biological pollutants include bacteria and viruses from human and animal wastes.
   a. True
   b. False

3. The 3 IDDE pollutant categories are:
   a. Physical, chemical & biological
   b. Structural, organic & inorganic
   c. Liquid, solid & gas
   d. None of the above.

4. Physical pollutants include:
   a. Sediment
   b. Temperature
   c. Gross solids such as garbage, trash & plastics
   d. All of the above

5. Which of the following are permitted to be discharged to the storm drain?
   a. Unpolluted A/C condensate water
   b. Gasoline, diesel, used oil & paints
   c. Rainwater.
   d. a and c only

6. Which of the following is the official Harbors stormwater awareness message
   a. Malama I ke awa kai
   b. Protect our harbor waters
   c. No dumping
   d. a and b

7. True or False? The environmental goals include protect clean water and healthy reefs, and ensure a sustainable environment in place for us and our future generations to come.
   a. True.
   b. False

8. What should you do when an illicit discharge is suspected at your harbor?
   a. If on Oahu, call Harbor Traffic Control at (808) 587-2076.
   b. Call Harbors Environmental Hotline at (808) 587-1962.
   c. None of my business
   d. a or b

9. Common forms of <u>hydrocarbon</u> pollutants are:
   a. Oil & grease, fuels and hydraulic fluids
   b. Zinc, iron and aluminum
   c. Garbage, trash and plastics
   d. Sediment, nutrients and organics

10. Which of the following are good examples of Best Management Practices (BMPs)?
    a. Picking up litter on the ground
    b. Promptly responding to a spill
    c. Using a drip pan for a leaking vehicle until maintenance can be completed
    d. All of the above

Name: DAVID LEE

Office Code OC

Date: 7/23/19

2019 IDDE TRAINING QUIZ

1. What is the definition of an illicit discharge?
   a. Condensate from an A/C system
   b. Rain water runoff
   c. A charge from a stolen credit card.
   d. A non-storm water discharge (NSWD) that poses a risk to the environment *(and is not in the allowable class)*.

2. True or False? Biological pollutants include bacteria and viruses from human and animal wastes.
   a. True
   b. False

3. The 3 IDDE pollutant categories are:
   a. Physical, chemical & biological
   b. Structural, organic & inorganic
   c. Liquid, solid & gas
   d. None of the above.

4. Physical pollutants include:
   a. Sediment
   b. Temperature
   c. Gross solids such as garbage, trash & plastics
   d. All of the above

5. Which of the following are permitted to be discharged to the storm drain?
   a. Unpolluted A/C condensate water
   b. Gasoline, diesel, used oil & paints
   c. Rainwater.
   d. a and c only

6. Which of the following is the official Harbors stormwater awareness message
   a. Malama I ke awa kai
   b. Protect our harbor waters
   c. No dumping
   d. a and b

7. True or False? The environmental goals include protect clean water and healthy reefs, and ensure a sustainable environment in place for us and our future generations to come.
   a. True.
   b. False

8. What should you do when an illicit discharge is suspected at your harbor?
   a. If on Oahu, call Harbor Traffic Control at (808) 587-2076.
   b. Call Harbors Environmental Hotline at (808) 587-1962.
   c. None of my business
   d. a or b

9. Common forms of <u>hydrocarbon</u> pollutants are:
   a. Oil & grease, fuels and hydraulic fluids
   b. Zinc, iron and aluminum
   c. Garbage, trash and plastics
   d. Sediment, nutrients and organics

10. Which of the following are good examples of Best Management Practices (BMPs)?
   a. Picking up litter on the ground
   b. Promptly responding to a spill
   c. Using a drip pan for a leaking vehicle until maintenance can be completed
   d. All of the above

Name: FSA, RICHARD

Office Code HAR-OE

Date: 7-22-19

2019 IDDE TRAINING QUIZ

1. What is the definition of an illicit discharge?
   a. Condensate from an A/C system
   b. Rain water runoff
   c. A charge from a stolen credit card.
   d. A non-storm water discharge (NSWD) that poses a risk to the environment *(and is not in the allowable class)*.

2. True or False? Biological pollutants include bacteria and viruses from human and animal wastes.
   a. True
   b. False

3. The 3 IDDE pollutant categories are:
   a. Physical, chemical & biological
   b. Structural, organic & inorganic
   c. Liquid, solid & gas
   d. None of the above.

4. Physical pollutants include:
   a. Sediment
   b. Temperature
   c. Gross solids such as garbage, trash & plastics
   d. All of the above

5. Which of the following are permitted to be discharged to the storm drain?
   a. Unpolluted A/C condensate water
   b. Gasoline, diesel, used oil & paints
   c. Rainwater.
   d. a and c only

6. Which of the following is the official Harbors stormwater awareness message
   a. Malama I ke awa kai
   b. Protect our harbor waters
   c. No dumping
   d. a and b

7. True or False? The environmental goals include protect clean water and healthy reefs, and ensure a sustainable environment in place for us and our future generations to come.
   a. True.
   b. False

8. What should you do when an illicit discharge is suspected at your harbor?
   a. If on Oahu, call Harbor Traffic Control at (808) 587-2076.
   b. Call Harbors Environmental Hotline at (808) 587-1962.
   c. None of my business
   d. a or b

9. Common forms of <u>hydrocarbon</u> pollutants are:
   a. Oil & grease, fuels and hydraulic fluids
   b. Zinc, iron and aluminum
   c. Garbage, trash and plastics
   d. Sediment, nutrients and organics

10. Which of the following are good examples of Best Management Practices (BMPs)?
    a. Picking up litter on the ground
    b. Promptly responding to a spill
    c. Using a drip pan for a leaking vehicle until maintenance can be completed
    d. All of the above

Name: JOE GANTON

Office Code OE

Date: 7-22-19

2019 IDDE TRAINING QUIZ

1. What is the definition of an illicit discharge?
   a. Condensate from an A/C system
   b. Rain water runoff
   c. A charge from a stolen credit card.
   d. A non-storm water discharge (NSWD) that poses a risk to the environment *(and is not in the allowable class)*.

   A/C cond

2. True or False? Biological pollutants include bacteria and viruses from human and animal wastes.
   a. True
   b. False

3. The 3 IDDE pollutant categories are:
   a. Physical, chemical & biological
   b. Structural, organic & inorganic
   c. Liquid, solid & gas
   d. None of the above.

4. Physical pollutants include:
   a. Sediment
   b. Temperature
   c. Gross solids such as garbage, trash & plastics
   d. All of the above

5. Which of the following are permitted to be discharged to the storm drain?
   a. Unpolluted A/C condensate water
   b. Gasoline, diesel, used oil & paints
   c. Rainwater.
   d. a and c only

6. Which of the following is the official Harbors stormwater awareness message
   a. Malama I ke awa kai
   b. Protect our harbor waters
   c. No dumping
   d. a and b

7. True or False? The environmental goals include protect clean water and healthy reefs, and ensure a sustainable environment in place for us and our future generations to come.
   a. True.
   b. False

8. What should you do when an illicit discharge is suspected at your harbor?
   a. If on Oahu, call Harbor Traffic Control at (808) 587-2076.
   b. Call Harbors Environmental Hotline at (808) 587-1962.
   c. None of my business
   d. a or b

9. Common forms of hydrocarbon pollutants are: petroleum.
   a. Oil & grease, fuels and hydraulic fluids
   b. Zinc, iron and aluminum
   c. Garbage, trash and plastics
   d. Sediment, nutrients and organics

10. Which of the following are good examples of Best Management Practices (BMPs)?
    a. Picking up litter on the ground
    b. Promptly responding to a spill
    c. Using a drip pan for a leaking vehicle until maintenance can be completed
    d. All of the above

Name: RICHARD RUIZ

Office Code HAR-OE

Date: 7/22/19

2019 HDOT Harbors Illicit Discharge Detection & Elimination (IDDE) Training Survey

Instruction: Please complete this survey and submit it to Harbors Engineering Branch Environmental Section. MAHALO NUI LOA!

Name: MACK KAHUMOKU **Date:** 07-22-19

Company / Office Code: HTC **Job Title:** TRAFFIC CONTROLLER

1. How does your job relate to illicit discharge detection & elimination (IDDE)?

   RECEIVE REPORTS - & - NOTIFY DEPARTMENTS / AGENCIES

2. Did you find the IDDE Training relevant and useful?
   On a scale of 1 to 5, circle one number:
   1 = not relevant / useful, 5 = extremely relevant / useful

   1 2 3 4 (5)

3. What was the most interesting thing you learned in this training?

   DIFFERENT POLLUTANTS

4. What other topics would you like to see covered in this training?

   TRAINING VERY IN-DEPTH.

5. Do you have any recommendations on how to improve our annual IDDE training?

   VERY INFORMATIVE

Please provide additional comments below.

2019 HDOT Harbors Illicit Discharge Detection & Elimination (IDDE) Training Survey

Instruction: Please complete this survey and submit it to Harbors Engineering Branch Environmental Section. MAHALO NUI LOA!

Name: DAVID L. LEE **Date:** 7/23/19

Company / Office Code: DOT HARBORS / OC **Job Title:** OPERATIONS SUPERVISOR

1. How does your job relate to illicit discharge detection & elimination (IDDE)?
   MY STAFF PROVIDES THE SERVICES FOR CLEANING

2. Did you find the IDDE Training relevant and useful?
   On a scale of 1 to 5, circle one number:
   1 = not relevant / useful, 5 = extremely relevant / useful

   1 2 3 4 5

3. What was the most interesting thing you learned in this training?

4. What other topics would you like to see covered in this training?

5. Do you have any recommendations on how to improve our annual IDDE training?

Please provide additional comments below.

2019 HDOT Harbors Illicit Discharge Detection & Elimination (IDDE) Training Survey

Instruction: Please complete this survey and submit it to Harbors Engineering Branch Environmental Section. MAHALO NUI LOA!

Name: JOE GANTON **Date:** 7-22-19

Company / Office Code: OE **Job Title:** HARBOR POLICE

1. How does your job relate to illicit discharge detection & elimination (IDDE)?
   OBSERVER
   PROTECT
   ENFORCER

2. Did you find the IDDE Training relevant and useful?
   On a scale of 1 to 5, circle one number:
   1 = not relevant / useful, 5 = extremely relevant / useful

   1 2 3 4 5

3. What was the most interesting thing you learned in this training?

4. What other topics would you like to see covered in this training?

5. Do you have any recommendations on how to improve our annual IDDE training?

Please provide additional comments below.

2019 HDOT Harbors Illicit Discharge Detection & Elimination (IDDE) Training Survey

Instruction: Please complete this survey and submit it to Harbors Engineering Branch Environmental Section. MAHALO NUI LOA!

Name: RICHARD RUIZ **Date:** 7/22/19

Company / Office Code: HAR-OE **Job Title:** HARBOR POLICE

1. How does your job relate to illicit discharge detection & elimination (IDDE)?
   Patrol activities allows my position/job. many opportunities to observe possible violation and educate violators of IDDE violations.

2. Did you find the IDDE Training relevant and useful?
   On a scale of 1 to 5, circle one number:
   1 = not relevant / useful, 5 = extremely relevant / useful

   1 2 3 4 (5)

3. What was the most interesting thing you learned in this training?
   Proper I.D of possible violations

4. What other topics would you like to see covered in this training?
   N/A.

5. Do you have any recommendations on how to improve our annual IDDE training?
   None @ this time.

Please provide additional comments below.

2019 HDOT Harbors Illicit Discharge Detection & Elimination (IDDE) Training Survey

Instruction: Please complete this survey and submit it to Harbors Engineering Branch Environmental Section. MAHALO NUI LOA!

Name: ISA, RICHARD **Date:** 7-22-19

Company / Office Code: HAR-OE **Job Title:** HARBOR POLICE

1. How does your job relate to illicit discharge detection & elimination (IDDE)?
   OBSERVE & REPORT.

2. Did you find the IDDE Training relevant and useful?
   On a scale of 1 to 5, circle one number:
   1 = not relevant / useful, 5 = extremely relevant / useful

   1 2 3 4 (5)

3. What was the most interesting thing you learned in this training?
   WHAT BMP IS.

4. What other topics would you like to see covered in this training?
   IT'S ALL GOOD

5. Do you have any recommendations on how to improve our annual IDDE training?
   NONE -

Please provide additional comments below.

2019 HDOT Harbors Annual Illicit Discharge Detection & Elimination (IDDE) Training Sign-in Sheet

Date: 7/23/2019 Time: 1:00 pm

No.	Name	Office Code	E-mail Address	Phone #	Initials
1	Kerstin Kono	HOR-OE	Kerstin.T.Kono@hawaii.gov	587-2006	KK
2	Charles Alejandro	HAR-OCD	Charles.T.Alejandro@hawaii.gov	587-2090	CA
3	Peter Pillone	HAR-OC	Peter.Pillone@Hawaii.gov	587-2080	PP
4	Mitchell Martello	HAR-EE	mitchell.a.martello@hawaii.gov	587-1969	MM
5	Joy Zhang	HAR-EE	ying.j.zhang@hawaii.gov	587-1960	YZ
6					
7					
8					
9					
10					
11					
12					
13					
14					
15					

2019 IDDE TRAINING QUIZ

1. What is the definition of an illicit discharge?
   a. Condensate from an A/C system
   b. Rain water runoff
   c. A charge from a stolen credit card.
   d. A non-storm water discharge (NSWD) that poses a risk to the environment *(and is not in the allowable class)*.

2. True or False? Biological pollutants include bacteria and viruses from human and animal wastes.
   a. True
   b. False

3. The 3 IDDE pollutant categories are:
   a. Physical, chemical & biological
   b. Structural, organic & inorganic
   c. Liquid, solid & gas
   d. None of the above.

4. Physical pollutants include:
   a. Sediment
   b. Temperature
   c. Gross solids such as garbage, trash & plastics
   d. All of the above

5. Which of the following are permitted to be discharged to the storm drain?
   a. Unpolluted A/C condensate water
   b. Gasoline, diesel, used oil & paints
   c. Rainwater.
   d. a and c only

6. Which of the following is the official Harbors stormwater awareness message
   a. Malama I ke awa kai
   b. Protect our harbor waters
   c. No dumping
   d. a and b

7. True or False? The environmental goals include protect clean water and healthy reefs, and ensure a sustainable environment in place for us and our future generations to come.
   a. True.
   b. False

8. What should you do when an illicit discharge is suspected at your harbor?
   a. If on Oahu, call Harbor Traffic Control at (808) 587-2076.
   b. Call Harbors Environmental Hotline at (808) 587-1962.
   c. None of my business
   d. a or b

9. Common forms of <u>hydrocarbon</u> pollutants are:
   a. Oil & grease, fuels and hydraulic fluids
   b. Zinc, iron and aluminum
   c. Garbage, trash and plastics
   d. Sediment, nutrients and organics

10. Which of the following are good examples of Best Management Practices (BMPs)?
   a. Picking up litter on the ground
   b. Promptly responding to a spill
   c. Using a drip pan for a leaking vehicle until maintenance can be completed
   d. All of the above

Name: Peter Pillone

Office Code HAR-OC

Date: 7/23/19

2019 IDDE TRAINING QUIZ

1. What is the definition of an illicit discharge?
   a. Condensate from an A/C system
   b. Rain water runoff
   c. A charge from a stolen credit card.
   d. A non-storm water discharge (NSWD) that poses a risk to the environment *(and is not in the allowable class)*.

2. True or False? Biological pollutants include bacteria and viruses from human and animal wastes.
   a. True
   b. False

3. The 3 IDDE pollutant categories are:
   a. Physical, chemical & biological
   b. Structural, organic & inorganic
   c. Liquid, solid & gas
   d. None of the above.

4. Physical pollutants include:
   a. Sediment
   b. Temperature
   c. Gross solids such as garbage, trash & plastics
   d. All of the above

5. Which of the following are permitted to be discharged to the storm drain?
   a. Unpolluted A/C condensate water
   b. Gasoline, diesel, used oil & paints
   c. Rainwater.
   d. a and c only

6. Which of the following is the official Harbors stormwater awareness message
   a. Malama I ke awa kai
   b. Protect our harbor waters
   c. No dumping
   d. a and b

7. True or False? The environmental goals include protect clean water and healthy reefs, and ensure a sustainable environment in place for us and our future generations to come.
   a. True.
   b. False

8. What should you do when an illicit discharge is suspected at your harbor?
   a. If on Oahu, call Harbor Traffic Control at (808) 587-2076.
   b. Call Harbors Environmental Hotline at (808) 587-1962.
   c. None of my business
   d. a or b

9. Common forms of <u>hydrocarbon</u> pollutants are:
   a. Oil & grease, fuels and hydraulic fluids
   b. Zinc, iron and aluminum
   c. Garbage, trash and plastics
   d. Sediment, nutrients and organics

10. Which of the following are good examples of Best Management Practices (BMPs)?
   a. Picking up litter on the ground
   b. Promptly responding to a spill
   c. Using a drip pan for a leaking vehicle until maintenance can be completed
   d. All of the above

Name: Kersten Kono

Office Code HAR-OE

Date: 7-23-19

2019 IDDE TRAINING QUIZ

1. What is the definition of an illicit discharge?
   a. Condensate from an A/C system
   b. Rain water runoff
   c. A charge from a stolen credit card.
   d. A non-storm water discharge (NSWD) that poses a risk to the environment *(and is not in the allowable class)*.

2. True or False? Biological pollutants include bacteria and viruses from human and animal wastes.
   a. True
   b. False

3. The 3 IDDE pollutant categories are:
   a. Physical, chemical & biological
   b. Structural, organic & inorganic
   c. Liquid, solid & gas
   d. None of the above.

4. Physical pollutants include:
   a. Sediment
   b. Temperature
   c. Gross solids such as garbage, trash & plastics
   d. All of the above

5. Which of the following are permitted to be discharged to the storm drain?
   a. Unpolluted A/C condensate water
   b. Gasoline, diesel, used oil & paints
   c. Rainwater.
   d. a and c only

6. Which of the following is the official Harbors stormwater awareness message
   a. Malama I ke awa kai
   b. Protect our harbor waters
   c. No dumping
   d. a and b

7. True or False? The environmental goals include protect clean water and healthy reefs, and ensure a sustainable environment in place for us and our future generations to come.
   a. True.
   b. False

8. What should you do when an illicit discharge is suspected at your harbor?
   a. If on Oahu, call Harbor Traffic Control at (808) 587-2076.
   b. Call Harbors Environmental Hotline at (808) 587-1962.
   c. None of my business
   d. a or b

9. Common forms of hydrocarbon pollutants are:
   a. Oil & grease, fuels and hydraulic fluids
   b. Zinc, iron and aluminum
   c. Garbage, trash and plastics
   d. Sediment, nutrients and organics

10. Which of the following are good examples of Best Management Practices (BMPs)?
   a. Picking up litter on the ground
   b. Promptly responding to a spill
   c. Using a drip pan for a leaking vehicle until maintenance can be completed
   d. All of the above

Name: CHARLES ALEJANDRO

Office Code _____

Date: JULY/23/2019

2019 HDOT Harbors Illicit Discharge Detection & Elimination (IDDE) Training Survey

Instruction: Please complete this survey and submit it to Harbors Engineering Branch Environmental Section. MAHALO NUI LOA!

Name: Peter Pillone **Date:** 7/23/19

Company / Office Code: HAA-OC **Job Title:** Commercial Harbors Mgr.

1. How does your job relate to illicit discharge detection & elimination (IDDE)?
   Oversee Operations

2. Did you find the IDDE Training relevant and useful?
   On a scale of 1 to 5, circle one number:
   1 = not relevant / useful, 5 = extremely relevant / useful

   1 2 3 4 5

3. What was the most interesting thing you learned in this training?
   How discharges affect the environment.

4. What other topics would you like to see covered in this training?

5. Do you have any recommendations on how to improve our annual IDDE training?
   More examples of actual discharges

Please provide additional comments below.

2019 HDOT Harbors Illicit Discharge Detection & Elimination (IDDE) Training Survey

Instruction: Please complete this survey and submit it to Harbors Engineering Branch Environmental Section. MAHALO NUI LOA!

Name: CHARLES ALEJANDRO **Date:** JULY 23/2019

Company / Office Code: DOT - HAR - 010 **Job Title:** WATER SERVICE

1. How does your job relate to illicit discharge detection & elimination (IDDE)?

   WE SERVICE BOTH TO ALOT OF VESSEL, PASSENGER SHIPS, TUGS, FISH VESSELS

2. Did you find the IDDE Training relevant and useful?
   On a scale of 1 to 5, circle one number:
   1 = not relevant / useful, 5 = extremely relevant / useful

   1 2 3 4 5

3. What was the most interesting thing you learned in this training?

   ALL THE TRAINING

4. What other topics would you like to see covered in this training?

   ALL OF IT

5. Do you have any recommendations on how to improve our annual IDDE training?

   TO ALL EMPLOYEE

Please provide additional comments below.

2019 HDOT Harbors Illicit Discharge Detection & Elimination (IDDE) Training Survey

Instruction: Please complete this survey and submit it to Harbors Engineering Branch Environmental Section. MAHALO NUI LOA!

Name: KERSTIN KONO **Date:** 7-23-19

Company / Office Code: HAR-OE **Job Title:** HEO II

1. How does your job relate to illicit discharge detection & elimination (IDDE)?
   TO PATROL AND LOOK FOR ANY VIOLATIONS TO INCLUDE ILLICIT DISCHARGE, WASHING/ CLEANING.

2. Did you find the IDDE Training relevant and useful?
   On a scale of 1 to 5, circle one number:
   1 = not relevant / useful, 5 = extremely relevant / useful

   1 2 3 4 (5)

3. What was the most interesting thing you learned in this training?
   WHAT TENANTS ARE ALLOWED TO DO, EXAMPLE WASH AREA HSI, YB ETC.

4. What other topics would you like to see covered in this training?

5. Do you have any recommendations on how to improve our annual IDDE training?

Please provide additional comments below.

2019 HDOT Harbors Annual Illicit Discharge Detection & Elimination (IDDE) Training Sign-in Sheet

Date: 7/24/2019 Time: 8:00 am

No.	Name	Office Code	E-mail Address	Phone #	Initials
1	Mitchell Martello	HAR-EE	mitchell.a.martello@hawaii.gov	587-1969	MM
2	Aaron Chu	HAROE		587-2076	AC
3	Ronald Kawika Agpalsa	HAR-OE	ronald.k.agpalsa@hawaii.gov	587-2076	RA
4	Gabriel Delapenia	HAR-OE	gabriel.m.delapenia@hawaii.gov	368-8199	GD
5	John DeJesus	HAR-OE	john.s.dejesus@hawaii.gov	587-2009	[illegible]
6	MARK M. "DUTCH" HANOHANO	HAR-OE	markm.hanohano@hawaii.gov	587-2118	[illegible]
7	JONATHAN L. KUA	HAR-OCT	jonathan.l.kua@hawaii.gov	587-2073	[illegible]
8					
9					
10					
11					
12					
13					
14					
15					

"Malama i ke awa kai" Protect our harbor waters

2019 IDDE TRAINING QUIZ

1. What is the definition of an illicit discharge?
   a. Condensate from an A/C system
   b. Rain water runoff
   c. A charge from a stolen credit card.
   d. A non-storm water discharge (NSWD) that poses a risk to the environment *(and is not in the allowable class)*.

2. True or False? Biological pollutants include bacteria and viruses from human and animal wastes.
   a. True
   b. False

3. The 3 IDDE pollutant categories are:
   a. Physical, chemical & biological
   b. Structural, organic & inorganic
   c. Liquid, solid & gas
   d. None of the above.

4. Physical pollutants include:
   a. Sediment
   b. Temperature
   c. Gross solids such as garbage, trash & plastics
   d. All of the above

5. Which of the following are permitted to be discharged to the storm drain?
   a. Unpolluted A/C condensate water
   b. Gasoline, diesel, used oil & paints
   c. Rainwater.
   d. a and c only

6. Which of the following is the official Harbors stormwater awareness message
   a. Malama I ke awa kai
   b. Protect our harbor waters
   c. No dumping
   d. a and b

7. True or False? The environmental goals include protect clean water and healthy reefs, and ensure a sustainable environment in place for us and our future generations to come.
   a. True.
   b. False

8. What should you do when an illicit discharge is suspected at your harbor?
   a. If on Oahu, call Harbor Traffic Control at (808) 587-2076.
   b. Call Harbors Environmental Hotline at (808) 587-1962.
   c. None of my business
   d. a or b

9. Common forms of <u>hydrocarbon</u> pollutants are:
   a. Oil & grease, fuels and hydraulic fluids
   b. Zinc, iron and aluminum
   c. Garbage, trash and plastics
   d. Sediment, nutrients and organics

10. Which of the following are good examples of Best Management Practices (BMPs)?
   a. Picking up litter on the ground
   b. Promptly responding to a spill
   c. Using a drip pan for a leaking vehicle until maintenance can be completed
   d. All of the above

Name: Aaron K. Chu

Office Code _____

Date: July 24 19

2019 IDDE TRAINING QUIZ

1. What is the definition of an illicit discharge?
   a. Condensate from an A/C system
   b. Rain water runoff
   c. A charge from a stolen credit card.
   d. A non-storm water discharge (NSWD) that poses a risk to the environment *(and is not in the allowable class)*.

2. True or False? Biological pollutants include bacteria and viruses from human and animal wastes.
   a. True
   b. False

3. The 3 IDDE pollutant categories are:
   a. Physical, chemical & biological
   b. Structural, organic & inorganic
   c. Liquid, solid & gas
   d. None of the above.

4. Physical pollutants include:
   a. Sediment
   b. Temperature
   c. Gross solids such as garbage, trash & plastics
   d. All of the above

5. Which of the following are permitted to be discharged to the storm drain?
   a. Unpolluted A/C condensate water
   b. Gasoline, diesel, used oil & paints
   c. Rainwater.
   d. a and c only

6. Which of the following is the official Harbors stormwater awareness message
   a. Malama I ke awa kai
   b. Protect our harbor waters
   c. No dumping
   d. a and b

7. True or False? The environmental goals include protect clean water and healthy reefs, and ensure a sustainable environment in place for us and our future generations to come.
   a. True.
   b. False

8. What should you do when an illicit discharge is suspected at your harbor?
   a. If on Oahu, call Harbor Traffic Control at (808) 587-2076.
   b. Call Harbors Environmental Hotline at (808) 587-1962.
   c. None of my business
   d. a or b

9. Common forms of <u>hydrocarbon</u> pollutants are:
   a. Oil & grease, fuels and hydraulic fluids
   b. Zinc, iron and aluminum
   c. Garbage, trash and plastics
   d. Sediment, nutrients and organics

10. Which of the following are good examples of Best Management Practices (BMPs)?
    a. Picking up litter on the ground
    b. Promptly responding to a spill
    c. Using a drip pan for a leaking vehicle until maintenance can be completed
    d. All of the above

Name: John DeJesus

Office Code HAR-OE

Date: 07/24/19

2019 IDDE TRAINING QUIZ

1. What is the definition of an illicit discharge?
   a. Condensate from an A/C system
   b. Rain water runoff
   c. A charge from a stolen credit card.
   d. A non-storm water discharge (NSWD) that poses a risk to the environment *(and is not in the allowable class)*.

2. True or False? Biological pollutants include bacteria and viruses from human and animal wastes.
   a. True
   b. False

3. The 3 IDDE pollutant categories are:
   a. Physical, chemical & biological
   b. Structural, organic & inorganic
   c. Liquid, solid & gas
   d. None of the above.

4. Physical pollutants include:
   a. Sediment
   b. Temperature
   c. Gross solids such as garbage, trash & plastics
   d. All of the above

5. Which of the following are permitted to be discharged to the storm drain?
   a. Unpolluted A/C condensate water
   b. Gasoline, diesel, used oil & paints
   c. Rainwater.
   d. a and c only

6. Which of the following is the official Harbors stormwater awareness message
   a. Malama I ke awa kai
   b. Protect our harbor waters
   c. No dumping
   d. a and b

7. True or False? The environmental goals include protect clean water and healthy reefs, and ensure a sustainable environment in place for us and our future generations to come.
   a. True.
   b. False

8. What should you do when an illicit discharge is suspected at your harbor?
   a. If on Oahu, call Harbor Traffic Control at (808) 587-2076.
   b. Call Harbors Environmental Hotline at (808) 587-1962.
   c. None of my business
   d. a or b

9. Common forms of <u>hydrocarbon</u> pollutants are:
   a. Oil & grease, fuels and hydraulic fluids
   b. Zinc, iron and aluminum
   c. Garbage, trash and plastics
   d. Sediment, nutrients and organics

10. Which of the following are good examples of Best Management Practices (BMPs)?
   a. Picking up litter on the ground
   b. Promptly responding to a spill
   c. Using a drip pan for a leaking vehicle until maintenance can be completed
   d. All of the above

Name: Gabriel Delapenia

Office Code HAR-OE

Date: 7/24/19

2019 IDDE TRAINING QUIZ

1. What is the definition of an illicit discharge?
   a. Condensate from an A/C system
   b. Rain water runoff
   c. A charge from a stolen credit card.
   d. A non-storm water discharge (NSWD) that poses a risk to the environment *(and is not in the allowable class)*.

2. True or False? Biological pollutants include bacteria and viruses from human and animal wastes.
   a. True
   b. False

3. The 3 IDDE pollutant categories are:
   a. Physical, chemical & biological
   b. Structural, organic & inorganic
   c. Liquid, solid & gas
   d. None of the above.

4. Physical pollutants include:
   a. Sediment
   b. Temperature
   c. Gross solids such as garbage, trash & plastics
   d. All of the above

5. Which of the following are permitted to be discharged to the storm drain?
   a. Unpolluted A/C condensate water
   b. Gasoline, diesel, used oil & paints
   c. Rainwater.
   d. a and c only

6. Which of the following is the official Harbors stormwater awareness message
   a. Malama I ke awa kai
   b. Protect our harbor waters
   c. No dumping
   d. a and b

7. True or False? The environmental goals include protect clean water and healthy reefs, and ensure a sustainable environment in place for us and our future generations to come.
   a. True.
   b. False

8. What should you do when an illicit discharge is suspected at your harbor?
   a. If on Oahu, call Harbor Traffic Control at (808) 587-2076.
   b. Call Harbors Environmental Hotline at (808) 587-1962.
   c. None of my business
   d. a or b

9. Common forms of <u>hydrocarbon</u> pollutants are:
   a. Oil & grease, fuels and hydraulic fluids
   b. Zinc, iron and aluminum
   c. Garbage, trash and plastics
   d. Sediment, nutrients and organics

10. Which of the following are good examples of Best Management Practices (BMPs)?
   a. Picking up litter on the ground
   b. Promptly responding to a spill
   c. Using a drip pan for a leaking vehicle until maintenance can be completed
   d. All of the above

Name: ALGPALSA, Ronald Kamika

Office Code SPH - DOT - LIAR - OG

Date: 07-24-

2019 IDDE TRAINING QUIZ

1. What is the definition of an illicit discharge?
   a. Condensate from an A/C system
   b. Rain water runoff
   c. A charge from a stolen credit card.
   d. A non-storm water discharge (NSWD) that poses a risk to the environment *(and is not in the allowable class)*.

2. True or False? Biological pollutants include bacteria and viruses from human and animal wastes.
   a. True
   b. False

3. The 3 IDDE pollutant categories are:
   a. Physical, chemical & biological
   b. Structural, organic & inorganic
   c. Liquid, solid & gas
   d. None of the above.

4. Physical pollutants include:
   a. Sediment
   b. Temperature
   c. Gross solids such as garbage, trash & plastics
   d. All of the above

5. Which of the following are permitted to be discharged to the storm drain?
   a. Unpolluted A/C condensate water
   b. Gasoline, diesel, used oil & paints
   c. Rainwater.
   d. a and c only

6. Which of the following is the official Harbors stormwater awareness message
   a. Malama I ke awa kai
   b. Protect our harbor waters
   c. No dumping
   d. a and b

7. True or False? The environmental goals include protect clean water and healthy reefs, and ensure a sustainable environment in place for us and our future generations to come.
   a. True.
   b. False

8. What should you do when an illicit discharge is suspected at your harbor?
   a. If on Oahu, call Harbor Traffic Control at (808) 587-2076.
   b. Call Harbors Environmental Hotline at (808) 587-1962.
   c. None of my business
   d. a or b

9. Common forms of hydrocarbon pollutants are:
   a. Oil & grease, fuels and hydraulic fluids
   b. Zinc, iron and aluminum
   c. Garbage, trash and plastics
   d. Sediment, nutrients and organics

10. Which of the following are good examples of Best Management Practices (BMPs)?
    a. Picking up litter on the ground
    b. Promptly responding to a spill
    c. Using a drip pan for a leaking vehicle until maintenance can be completed
    d. All of the above

Name: ~~HANO Hano~~ MARK M. "DEITCH"

Office Code OE

Date: 7/24/19

2019 IDDE TRAINING QUIZ

1. What is the definition of an illicit discharge?
   a. Condensate from an A/C system
   b. Rain water runoff
   c. A charge from a stolen credit card.
   d. A non-storm water discharge (NSWD) that poses a risk to the environment *(and is not in the allowable class)*.

2. True or False? Biological pollutants include bacteria and viruses from human and animal wastes.
   a. True
   b. False

3. The 3 IDDE pollutant categories are:
   a. Physical, chemical & biological
   b. Structural, organic & inorganic
   c. Liquid, solid & gas
   d. None of the above.

4. Physical pollutants include:
   a. Sediment
   b. Temperature
   c. Gross solids such as garbage, trash & plastics
   d. All of the above

5. Which of the following are permitted to be discharged to the storm drain?
   a. Unpolluted A/C condensate water
   b. Gasoline, diesel, used oil & paints
   c. Rainwater.
   d. a and c only

6. Which of the following is the official Harbors stormwater awareness message
   a. Malama I ke awa kai
   b. Protect our harbor waters
   c. No dumping
   d. a and b

7. True or False? The environmental goals include protect clean water and healthy reefs, and ensure a sustainable environment in place for us and our future generations to come.
   a. True.
   b. False

8. What should you do when an illicit discharge is suspected at your harbor?
   a. If on Oahu, call Harbor Traffic Control at (808) 587-2076.
   b. Call Harbors Environmental Hotline at (808) 587-1962.
   c. None of my business
   d. a or b

9. Common forms of <u>hydrocarbon</u> pollutants are:
   a. Oil & grease, fuels and hydraulic fluids
   b. Zinc, iron and aluminum
   c. Garbage, trash and plastics
   d. Sediment, nutrients and organics

10. Which of the following are good examples of Best Management Practices (BMPs)?
    a. Picking up litter on the ground
    b. Promptly responding to a spill
    c. Using a drip pan for a leaking vehicle until maintenance can be completed
    d. All of the above

Name: Jonathan L. Kuz

Office Code HARBOR

Date: 7/24/19

2019 HDOT Harbors Illicit Discharge Detection & Elimination (IDDE) Training Survey

Instruction: Please complete this survey and submit it to Harbors Engineering Branch Environmental Section. MAHALO NUI LOA!

Name: Aaron Chu **Date:** July 24 19

Company / Office Code: HAR OE **Job Title:** Harbor Police

1. How does your job relate to illicit discharge detection & elimination (IDDE)?
   inspect and report.

2. Did you find the IDDE Training relevant and useful?
   On a scale of 1 to 5, circle one number:
   1 = not relevant / useful, 5 = extremely relevant / useful

   1 2 3 4 (5)

3. What was the most interesting thing you learned in this training?
   There is a lot that can go into the harbor

4. What other topics would you like to see covered in this training?
   N/A

5. Do you have any recommendations on how to improve our annual IDDE training?
   N/A

Please provide additional comments below.

2019 HDOT Harbors Illicit Discharge Detection & Elimination (IDDE) Training Survey

Instruction: Please complete this survey and submit it to Harbors Engineering Branch Environmental Section. MAHALO NUI LOA!

Name: ALPALSA, Ronald Kawika **Date:** 07-24-19

Company / Office Code: SOH-DOT-HAR-DE **Job Title:** Officer

1. How does your job relate to illicit discharge detection & elimination (IDDE)?

   directly involved with IDDE

2. Did you find the IDDE Training relevant and useful?
   On a scale of 1 to 5, circle one number:
   1 = not relevant / useful, 5 = extremely relevant / useful

   1 2 3 4 5

3. What was the most interesting thing you learned in this training?

   Good information

4. What other topics would you like to see covered in this training?

   N/A

5. Do you have any recommendations on how to improve our annual IDDE training?

   N/A

Please provide additional comments below.

NONE

2019 HDOT Harbors Illicit Discharge Detection & Elimination (IDDE) Training Survey

Instruction: Please complete this survey and submit it to Harbors Engineering Branch Environmental Section. MAHALO NUI LOA!

Name: MARK M. "DUTCH" ~~[illegible]~~ **Date:** 7/24/19

Company / Office Code: OE **Job Title:** OE SUP.

1. How does your job relate to illicit discharge detection & elimination (IDDE)?
   ENFORCE + REPORT + RESOLVE
   LAW ENFORCEMENT BRANCH

2. Did you find the IDDE Training relevant and useful?
   On a scale of 1 to 5, circle one number:
   1 = not relevant / useful, 5 = extremely relevant / useful

   1 2 3 4 5

3. What was the most interesting thing you learned in this training?
   ALL.

4. What other topics would you like to see covered in this training?
   NONE.

5. Do you have any recommendations on how to improve our annual IDDE training?
   NONE.

Please provide additional comments below.

2019 HDOT Harbors Illicit Discharge Detection & Elimination (IDDE) Training Survey

Instruction: Please complete this survey and submit it to Harbors Engineering Branch Environmental Section. MAHALO NUI LOA!

Name: JONATHAN L. KUR **Date:** 7/24/19

Company / Office Code: HAR-OCT **Job Title:** HARBOR TRAFFIC CONTROL SUPERVISOR

1. How does your job relate to illicit discharge detection & elimination (IDDE)?
   WE ARE THE FIRST CONTACT FOR IDDE.

2. Did you find the IDDE Training relevant and useful?
   On a scale of 1 to 5, circle one number:
   1 = not relevant / useful, 5 = extremely relevant / useful

   1 2 3 4 (5)

3. What was the most interesting thing you learned in this training?
   THE IMPACT ON THE OCEAN

4. What other topics would you like to see covered in this training?
   N/A

5. Do you have any recommendations on how to improve our annual IDDE training?
   N/A

Please provide additional comments below.

2019 HDOT Harbors Illicit Discharge Detection & Elimination (IDDE) Training Survey

Instruction: Please complete this survey and submit it to Harbors Engineering Branch Environmental Section. MAHALO NUI LOA!

Name: John DeJesus **Date:** 07/24/19

Company / Office Code: HAR-OC **Job Title:** HEO III

1. How does your job relate to illicit discharge detection & elimination (IDDE)?
   Law Enforcement Officer, Conduct Patrols.

2. Did you find the IDDE Training relevant and useful?
   On a scale of 1 to 5, circle one number:
   1 = not relevant / useful, 5 = extremely relevant / useful

   1 2 3 4 5

3. What was the most interesting thing you learned in this training?
   All Sections of the training Were interesting.

4. What other topics would you like to see covered in this training?
   None

5. Do you have any recommendations on how to improve our annual IDDE training?
   None

Please provide additional comments below.

2019 HDOT Harbors Illicit Discharge Detection & Elimination (IDDE) Training Survey

Instruction: Please complete this survey and submit it to Harbors Engineering Branch Environmental Section. MAHALO NUI LOA!

Name: Gabriel Delapenia **Date:** 7/24/19

Company / Office Code: HAR-OE **Job Title:** HEO II

1. How does your job relate to illicit discharge detection & elimination (IDDE)?
   Detecting illicit discharges and properly reporting them is part of my job duties.

2. Did you find the IDDE Training relevant and useful?
   On a scale of 1 to 5, circle one number:
   1 = not relevant / useful, 5 = extremely relevant / useful

   1 2 3 4 (5)

3. What was the most interesting thing you learned in this training?
   N/A

4. What other topics would you like to see covered in this training?
   N/A

5. Do you have any recommendations on how to improve our annual IDDE training?
   Training was excellent.

Please provide additional comments below.

N/A

Attachment 7.a

Tenant Inspection Manual Presentation Slides

Harbors Tenant Inspection Manual

By HAR-EE
HDOT Harbors Division

2019

Outline

- HDOT Harbors SWMP
- Organizational Chart
- Tenant Responsibilities & Requirements and Types of Inspection
- Inspection Forms and Procedures
- Enforcement
- Others
- Q&A

2

HDOT Harbors SWMP

- Public Education and Outreach
- Public Involvement/Participation
- **Illicit Discharge Detection and Elimination**
- Construction Site Runoff Control
- Post-Construction Storm Water Management in New Development and Redevelopment
- **Pollution Prevention/Good Housekeeping**

3

IDDE Structure Chart (1.0)

4

Harbors Environmental Organization

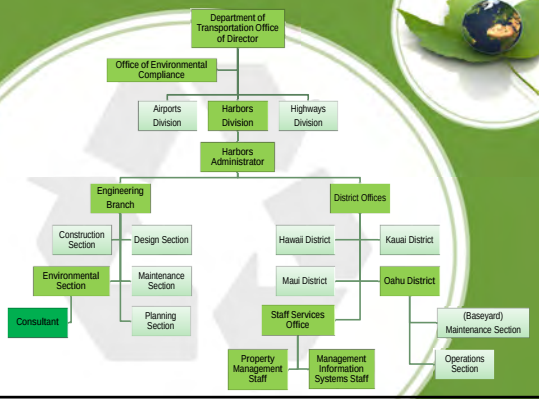

5

Tenant Requirements (1.3)

- All Harbors tenant lease agreements and RP include language stating that the tenant is responsible for compliance with all environmental laws and regulations.
- Regulated hazardous substances and marine pollutants are not allowed to be used, treated, stored, or disposed, unless they are incidental to normal operations of their business.
- Tenants desiring to develop improvement projects on Harbors property must obtain approval from Harbors prior to initiation of the project.

6

Inspection Types (2.2)

- **Initial** Site Inspection or New Tenant Inspection (within three months of occupancy; 2.2.1)
- **Routine** Inspection (2.2.2)
  - High: Semiannual
  - Medium: Annual
  - Low: Every five years + annual reconnaissance (2.2.3)
- **Final** Inspection (2.2.4)
- **Investigation** Inspection (2.2.5)
- **Follow-Up** Inspection (2.2.6)

7

Tenant Inspection Basics (4.1)

- Schedule at least one week in advance.
- Allowable non-SW discharges (4.2)
- Risk Ranking Criteria (4.3)
  - Low (≤ 5)
  - Medium (6 to 16)
  - High (>16 or 5 in certain individual criteria)
- Re-Evaluation

8

Inspection Forms

- Initial, Regular, and Final Inspections
  - Facility Information (One Page)
  - Inspection Checklist (Two Pages)
  - Tenant Risk Ranking Criteria (Three Pages)
- Low-risk Tenant Reconnaissance Inspection Form

9

Inspection Forms (cont.)

State of Hawaii Department of Transportation Harbors Division
Environmental Compliance, BMP, and P2 Inspection Checklist for Tenant

Harbor: _____ Date/Time: _____
Inspector(s): _____ Weather Conditions: _____

Type of Inspection: ☐ Regular Inspection ☐ Follow-up Inspection ☐ Final Inspection
☐ New Tenant Inspection - Date of Occupancy:

Tenant Business Name: _____
Tenant Permit(s): _____
Facility Location: _____
Facility Mailing Address: _____
Tenant Representative: _____
Phone Number: _____ Mobile Number: _____
Fax Number: _____ E-mail Address: _____
EPA ID No. (if any): _____ IWDP No. (if any): _____

10

Inspection Forms (cont.)

No.	Inspection Item	Yes	No	N/A	Remarks
	Storage				
1	**SPCC Compliance**: Facility with an aggregate shell capacity of 1,320 gallons or more of petroleum products.				
2	**AST Containment**: ASTs are situated over an impervious surface, have adequate secondary containment and integrity protection, and containment drain valves are kept locked.				
3	**AST Overflow Protection**: Bulk product ASTs are equipped with overflow protection alarms or automatic shutdown pumps.				
4	**AST Malfunction**: Visible piping, tanks, and hoses in good condition (e.g., no exhibit signs of leakage, wear, or malfunction).				
5	**Oily Equipment**: Oily or leaking equipment is stored under cover or with drip pans. Drip pans are emptied or replaced as needed.				
6	**Storm Water Management**: Storm water accumulation in secondary containment is minimized, managed, disposed correctly, and logged.				
7	**Salvaged Equipment/Vehicle**: Fluids and batteries are removed from salvaged equipment/vehicle before storage.				
8	**Outdoor Material Storage**: Outdoor storage areas have coverings that prevent contact of these items with storm water. Materials are kept above the ground higher than the level of runoff.				
9	**Labeling**: Containers are properly labeled.				
10	**Compatibility**: Containers are stored in an organized manner, compatible with other stored materials, labeled correctly, and not stored past allowable holding times.				

11

Inspection Forms (cont.)

	General Observed BMPs						
40	General Housekeeping	☐ Excellent	☐ Good	☐ Average	☐ Fair	☐ Poor or Unacceptable	
41	Recordkeeping	☐ Excellent	☐ Good	☐ Average	☐ Fair	☐ Poor or Unacceptable	☐ Not Applicable
42	All personnel are well-trained	☐ Excellent	☐ Good	☐ Average	☐ Fair	☐ Poor or Unacceptable	
43	Need follow-up inspection	☐ Yes	☐ No				

12

Inspection Forms (cont.)

		Tenant Risk Ranking Criteria	Score
1		**Vessel Maintenance and Repair**	
	0	Neither maintenance nor repair activities are conducted on-site.	
	1	Maintenance and repair activities on any size vessel are conducted entirely indoors (with proper dust control BMPs), with no or minimal potential for discharge of pollutants.	
	2	Minor maintenance and repair (30 day or less duration) for small vessels is conducted in their berth (with proper dust control BMPs) with minimal potential for discharge of pollutants.	
	3	Maintenance and repair activities on large vessels are conducted outdoors and out of the water (with proper dust control BMPs), with minimal potential for discharge of pollutants.	
	4	Major maintenance and repair activities on any size vessel are conducted in a partially confined or unconfined area with moderate potential for discharge of pollutants.	
	5	Maintenance and repair activities on any size vessel are conducted in an unconfined area or in an area with significant potential for discharge of pollutants. (**Automatic trigger to high risk designation**)	
2		**Vessel Fueling**	
	0	No fuel transfer activities are conducted on-site.	
	1	Fueling of small vessel is conducted by a fueling company with proper spill containment and diversion.	
	2	Fueling of small vessel is conducted with spill containment and diversion.	
	3	Fueling of large vessel is conducted in designated area with spill containment and diversion.	
	4	Fueling of small vessel is conducted in areas WITHOUT spill containment and diversion.	
	5	Fueling of large vessels is conducted in areas WITHOUT spill containment or diversion. (**Automatic trigger to high risk designation**)	

13

Inspection Forms (cont.)

		housekeeping is in fair condition.	
	5	Activities are conducted outdoors and pose a significant threat to the environment. (***Automatic trigger to high risk designation***)	
14		**Lease Agreement and/or Revocable Permit Requirements**	
	0	Tenant appears to be in compliance with environmental requirements in their tenant lease or revocable permit.	
	5	Tenant is not in compliance with their revocable permit or lease. (**Automatic trigger to high risk designation**)	

Total Risk Ranking Score: 0
Tenant Risk Ranking Category: _____

14

Inspection Procedures (Attachment 10)

- Pre-inspection Preparation
- Entry
- Tenant Conference
- Inspection
- Documentation and Recordkeeping

15

Typical Operations (Attachment 10)

- Vessel/Vehicle/Equipment Maintenance and Repair
- Vessel/Vehicle/Equipment Fueling
- Vessel/Vehicle/Equipment Washing
- Container Storage
- Material Storage and Handling
- Waste Handling and Disposal
- Pier, Building, and Ground Maintenance
- …

16

Enforcement (5.0)

- Authority
  - HRS Title 15 Chapter 266
  - HAR Title 19 Chapters 41 to 44
  - Lease Agreement and Revocable Permit
- Violations – Class I and II Violations
- Enforcement Actions
  - Oral/Verbal Warning (5.2.1)
  - Written Warning (5.2.2)
  - Notice of Apparent Violation (5.2.3)
  - Issuance of Summon and Citation (5.2.4)
  - Notice and Finding of Violation Order (5.2.5)
- Description of Enforcement Steps (5.3)

17

Enforcement Action Flow Chart

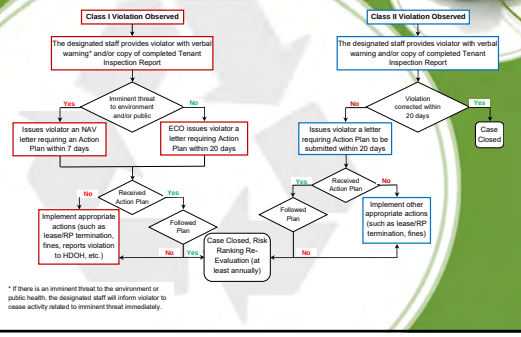

18

Examples of Illicit Discharge

19

Examples of Illicit Discharge cont.

20

Examples of Illicit Discharge cont.

21

Examples of Illicit Discharge cont.

22

Examples of Illicit Discharge cont.

23

Examples of Illicit Discharge cont.

24

Examples of Illicit Discharge cont.

25

Examples of Illicit Discharge cont.

26

Take Away (in Attachments)

- BMPs developed by Harbors HAR-EE (**3**)
- Suspected Illicit Discharge Reporting Form (**7**)
- List of Major Environmental Laws and Regulations (**9**)
- New Tenant Information Package (**11**)
- VGP (**12**)

27

Q&A

OUTFALL RECONNAISSANCE INVENTORY AND INSPECTION

By HAR-EE
HDOT Harbors Division

OUTLINE

- Introduction and Purpose
- Outfall Inventory
- Outfall Inspection and Documentation
- Enforcement
- Training and HASP

IDDE Program

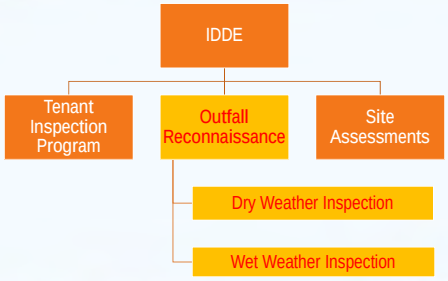

Group Organizational Chart

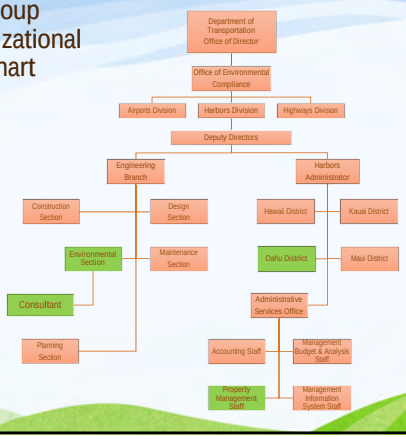

PURPOSE OF ORII

- Establishing a framework for annual dry/wet weather inspections.
  - Dry Weather Inspection includes
    - Annual Prioritized Outfall/Sheet Flow Inspection
    - Biennial Complete Outfall/Sheet Flow Inspection
- Documenting basic physical characteristics of each outfall.
- Source tracking and elimination of potential illicit discharges.
- Illicit Discharge: An NSWD that poses a risk to the environment

OUTFALL INVENTORY

- Map (Use Cityworks powered AMS/GIS)
- Approximately 119 outfalls at Honolulu Harbor and 39 outfalls at Kalaeloa Barbers Point Harbor (AMS Demonstration)
  - Note: For inaccessible areas, will conduct up-stream drain inlet(s) or trench drain inspection (e.g., KBPH)
- Recorded in Geo-database and Access-database format.
  - Photo, Type of Material, Size, Condition, and Date of Installation (if known)
- Updated annually or as needed.

OUTFALL INSPECTION?

OUTFALL INSPECTION?

OUTFALL INSPECTION?

OUTFALL INSPECTION?

OUTFALL INSPECTION - PREPARATION

- Prepare SSHSP
  - SAFETY FIRST, ALWAYS FIRST
  - Maintain communication at all times (Two-way Radio or Walkie Talkie)
- TWIC or CAC
- Scheduling and Notifications by HAR-EE (District Office, and HTC if in water; avoid fueling operation areas) – Low Tide (≤ 1' above MLLW)
- Preparing Field Equipment (Appendix A) and PPE (HASP)
- Field Logistics - Appoint Site Manager, Pre-notification, Mobilization
- Site Manager's Primary Responsibilities

EXAMPLE OF COMMUNICATION WITH HTC

ORIIP Personnel: "Aloha Tower, this is Harbors Engineering."

HTC: "Harbors Engineering, this is Aloha Tower."

ORIIP Personnel: "Aloha Tower, Harbors Engineering would like to request to move from *Pier 10* to *Pier 24*."

HTC: "Okay, Harbors Engineering, proceed to *Pier 24*." (Note that their response varies depending on existing traffic situation at Honolulu Harbor.)

ORIIP FORM
(APPDX B)

OUTFALL RECONNAISSANCE INVENTORY FORM

Section 1: Background Data

Outfall ID:		Today's date / Time (Military):	
Investigators:			
Temperature (°F):	Rainfall (in.): Last 24 hours: _____	Last 72 hours: _____	
Latitude:	Longitude:	GPS Unit:	GPS Landmark:
Camera:		Photo #:	
Land Use in Drainage Area (Check all that apply):		Known Industries:	
☐ Industrial			
☐ Commercial			
Other: _____			

ORIIP FORM
(APPDX B)

Section 2: Outfall Description

LOCATION	MATERIAL	SHAPE		DIMENSIONS (IN.)	SUBMERGED
☐ Closed Pipe	☐ RCP ☐ CMP ☐ PVC ☐ HDPE ☐ Steel ☐ Other: _____	☐ Circular ☐ Eliptical ☐ Box ☐ Other: ____	☐ Single ☐ Double ☐ Triple ☐ Other: ____	Diameter/Dimensions: _____	In Water: ☐ No ☐ Partially ☐ Fully With Sediment: ☐ No ☐ Partially ☐ Fully
☐ Open drainage	☐ Concrete ☐ Earthen ☐ rip-rap ☐ Other: ____	☐ Trapezoid ☐ Parabolic ☐ Other: ____		Depth: ____ Top Width: ____ Bottom Width: ____	
☐ In-Stream	(applicable when collecting samples)				
Flow Present?	☐ Yes ☐ No *If No, Skip to Section 5*				
Flow Description (If present)	Constant ☐ Trickle ☐ Moderate ☐ Substantial Tidal ☐ Trickle ☐ Moderate ☐ Substantial				

ORIIP FORM
(APPDX B)

Section 3: Quantitative Characterization

FIELD DATA FOR FLOWING OUTFALLS				
PARAMETER		RESULT	UNIT	EQUIPMENT
☐Flow #1	Volume			
	Time to fill			
	Flow depth		In	
☐Flow #2	Flow width	0' "	Ft. In	
	Measured length	0' "	Ft. In	
	Time of travel		Sec	

ORIIP FORM
(APPDX B)

Outfall Reconnaissance Inventory Form

Section 4: Physical Indicators for Flowing Outfalls Only
Are Any Physical Indicators Present in the flow? ☐ Yes ☐ No *(If No, Skip to Section 5)*

INDICATOR	CHECK if Present	DESCRIPTION	RELATIVE SEVERITY INDEX (1-3)		
Odor	☐	☐ Sewage ☐ Rancid/sour ☐ Petroleum/gas ☐ Sulfide ☐ Other:	☐ 1 – Faint	☐ 2 – Easily detected	☐ 3 – Noticeable from a distance
Color	☐	☐ Clear ☐ Brown ☐ Gray ☐ Yellow ☐ Green ☐ Orange ☐ Red ☐Other:	☐ 1 – Faint colors in sample bottle	☐ 2 – Clearly visible in sample bottle	☐ 3 – Clearly visible in outfall flow
Turbidity	☐	See severity	☐ 1 – Slight cloudiness	☐ 2 – Cloudy	☐ 3 – Opaque
Floatables -Does Not Include Trash!!	☐	☐ Sewage (Toilet Paper, etc.) ☐ Suds ☐ Petroleum (oil sheen) ☐ Other:	☐ 1 – Few/slight; origin not obvious	☐ 2 – Some; indications of origin (e.g., possible suds or oil sheen)	☐ 3 - Some; origin clear (e.g., obvious oil sheen, suds, or floating sanitary materials)
Upstream Investigation	☐	Description of discharge source:			☐ Illicit Discharge (Trigger to Obvious)
Other Observations					

ORIIP FORM
(APPDX B)

Section 5: Physical Indicators for Both Flowing and Non-Flowing Outfalls
Are physical indicators that are not related to flow present? ☐ Yes ☐ No *(If No, Skip to Section 6)*

INDICATOR	CHECK if Present	DESCRIPTION	COMMENTS
Outfall Damage	☐	☐ Spalling, Cracking or Chipping ☐ Peeling Paint ☐ Corrosion	
Deposits/Stains	☐	☐ Oily ☐ Flow Line ☐ Paint ☐ Sediment ☐ Trash ☐ Other:	
Abnormal Vegetation	☐	☐ Excessive ☐ Inhibited	
Poor pool quality	☐	☐ Odors ☐ Colors ☐ Floatables ☐ Oil Sheen ☐ Suds ☐ Excessive Algae ☐ Other:	
Pipe benthic growth	☐	☐ Brown ☐ Orange ☐ Green ☐ Other:	
Other Observations			

Section 6: Overall Outfall Characterization

☐ Unlikely ☐ Potential (presence of two or more indicators) ☐ Suspect (one or more indicators with a severity of 3) ☐ Obvious

Section 7: Any Non-Illicit Discharge Concerns (e.g., trash or needed infrastructure repairs)?

OUTFALL INSPECTION - DRY WEATHER (3.3)

- Criterion: < 0.1 inches of precipitation during a 72-hour period preceding an inspection
- Conduct annually on outfalls characterized as "potential", "suspect", or "obvious" (determined by the findings from previous year's inspection). Otherwise, biennially.
- Consists of Kayak- and onshore- based inspections
- Observation of flows (3.3.1) and source identification (3.3.2)
  - Drainage Area Investigation
  - Storm Drain Network Investigation
- Documentation to be included in the ACR

MORE ABOUT KAYAK-BASED INSPECTION

- To be conducted during daylight hours and low-tide condition (below 1-foot MLLW).
- Inspection equipment should be inspected prior to field activities.
- Must be supported by an on-shore crew.
- Possible launching locations in Honolulu Harbor include Pier 5, Pier 23 (behind Harbors Police Building), Pier 36, and Sand Island Boat Launch Facility. Must be conducted SAFELY.
- Limited access (Figures 1 and 2).
- Unforeseen climate conditions.



Launching Locations

-Switch to Google Map for live demonstration (P5, P23, P36, and Sand Island Boat Launch Facility)

FLOW CHART – DRY WEATHER (3.3)

OUTFALL INSPECTION – WET WEATHER (3.4)

- Goal: Assess BMP performance.
- Criterion: > 0.1 inches rainfall per hour is recorded, or use weather stations below.
  - Honolulu International Airport (Station ID 91182, PHNL)
  - Kalaeloa Airport (PHJR)
- Conduct annual inspection at identified high-risk outfalls during regular businesses hours FROM THE PIER SIDE.
  - High-risk tenant areas
  - Construction areas
- Weather constraints
- Documentation to be included in the ACR

FLOW CHART – WET WEATHER (3.4)

INSPECTION DOCUMENTATION

- ORIIP FORM (Appendix B)
- Potential pollutants and sources

COMMON DISCHARGES AND POTENTIAL SOURCES	OBSERVED DISCHARGE POTENTIAL CAUSES
Sediment	Construction activity without proper erosion and sediment controls Outdoor work areas or material storage areas
Oil	Fueling operations Vehicle or machinery maintenance activities
Sudsy discharge	Power washing of buildings Vehicle or equipment washing operations Mobile cleaning crew dumping Laundry or Cleaner greywater discharge
Grease	Restaurant sink drain connection to stormwater system
Sewage	Failing or leaking septic systems

ENFORMENT (4.0)

- If identified source is from a tenant site, follow TIM.
- If identified source is from a construction site, follow Construction manual.
- If identified source is a result of in need of drain cleaning, follow Oahu District O&M Plan.
- If identified source is from a site outside of HDOT Harbors jurisdiction, inform the adjoining jurisdiction or property owner in writing and copy HDOH.

TRAINING (5.0) AND HASP (6.0)

- Pre-mobilization meeting (5.0) + On-the-job training (5.1)
- Training Documentation (5.2)
- HASP (Appendix D)

Attachment 7.b

Tenant Inspection Training Completed Questionnaires

2019 HDOT Harbors Tenant Inspector Training Quiz

Name: Chris Gallacher **Date:** _____

1. True or False. Tenant inspections are focused on tenant activities conducted on land.
   a. True.
   b. False.

2. Within which of the following time periods is an inspection required for a new tenant?
   a. Three years.
   b. Three weeks.
   c. Three days.
   d. Three months.

3. When should a final inspection be conducted?
   a. After the tenant leaves.
   b. Prior to lease/permit termination.
   c. When they first move in.
   d. None of the above.

4. When is a follow-up inspection required?
   a. When an illicit discharge or violation is observed at tenant facility.
   b. When a tenant has been rude.
   c. Only if an illicit discharge is observed.
   d. None of the above.

5. How often should a high-risk tenant be inspected?
   a. Annually.
   b. Every 5 years.
   c. Every 6 months.
   d. Every 2 years.

6. True or False: A discharge from potable water sources, such as melted ice, is considered an illicit discharge and is not permitted.
   a. True.
   b. False.

7. What is the first step when conducting tenant inspections?
   a. Review available records.
   b. Hold a tenant conference.
   c. Walk around and observe the site.
   d. Complete the inspection form.

8. True or False: SIDR (Suspected Illicit Discharge Reporting) form can be used to document a public complain.
   a. True.
   b. False.

9. Which of the following conditions warrant a written warning?
   a. Improper storage of batteries.
   b. Lack of proper labeling on drums.
   c. Improper waste management.
   d. All of the above.

10. Which of the following is an example of a Class I Violation?
    a. Lack of recordkeeping on spills that occur on-site.
    b. Maintenance has not been conducted on a tenant's wash rack OWS within the past year.
    c. Paint chips from sanding operations that are being washed into the harbor.
    d. Tenant's trash bin appears to be overflowing.

2019 HDOT Harbors ORII Inspector Training Quiz

Name: Chris Gallacher **Date:** _____

1. What is the purpose of conducting an ORII?
   a. To locate and eliminate illicit discharges.
   b. To look for endangered species under the pier.
   c. To spend some time in the sun.
   d. None of the above.

2. True or False: An illicit discharge is something other than rainwater being discharged through the outfall, excluding allowable discharges listed in the permit.
   a. True.
   b. False.

3. When may a dry weather ORI be conducted?
   a. When the tide is low.
   b. When there is less than 0.1" of rain in the past 72 hours and the tide is low.
   c. When there is less than 0.1" of rain in the past 72 hours regardless of tide.
   d. At any time, annually.

4. What are some conditions that would deem too hazardous for personnel to conduct inspection in the water?
   a. Water levels higher than 1-foot above mean lower low water.
   b. Vessels being actively fueled in the area.
   c. Netting which prevents kayak from easily exiting the under-pier area.
   d. All of the above.

5. True or False: A wet weather ORI requires that outfalls be inspected from the water.
   a. True.
   b. False.

6. True or False: All outfalls must be inspected during dry weather every two years. This inspection may be completed in the water where safe or on land via upstream drains.
   a. True.
   b. False.

7. Which of the following outfalls must be inspected annually?
   a. All outfalls.
   b. Outfalls characterized as obvious.
   c. Outfalls characterized as potential, suspect, or obvious.
   d. Only those near high-risk tenants.

8. What steps are required when a potential illicit discharge is noted?
   a. Inspect the drainage area on land for potential sources using a windshield survey.
   b. Refer to the drain maps and follow the lined-up stream.
   c. A & B.
   d. None of the above.

9. Which of the following areas must be inspected during a wet weather ORI?
   a. All outfalls.
   b. High risk tenants and areas under construction.
   c. Only those outfalls classified as potential, suspect, or obvious.
   d. Medium and high ranked tenants.

10. Which of the following conditions in a flow indicate a potential illicit discharge?
    a. Color and clarity.
    b. Odor.
    c. Sheen.
    d. All of the above.

2019 HDOT Harbors Tenant Inspector Training Quiz

Name: Derek Yamane **Date:** 5/9/19

1. True or False. Tenant inspections are focused on tenant activities conducted on land.
   a. True.
   b. False.

2. Within which of the following time periods is an inspection required for a new tenant?
   a. Three years.
   b. Three weeks.
   c. Three days.
   d. Three months.

3. When should a final inspection be conducted?
   a. After the tenant leaves.
   b. Prior to lease/permit termination.
   c. When they first move in.
   d. None of the above.

4. When is a follow-up inspection required?
   a. When an illicit discharge or violation is observed at tenant facility.
   b. When a tenant has been rude.
   c. Only if an illicit discharge is observed.
   d. None of the above.

5. How often should a high-risk tenant be inspected?
   a. Annually.
   b. Every 5 years.
   c. Every 6 months.
   d. Every 2 years.

6. True or False: A discharge from potable water sources, such as melted ice, is considered an illicit discharge and is not permitted.
   a. True.
   b. False.

7. What is the first step when conducting tenant inspections?
   a. Review available records.
   b. Hold a tenant conference.
   c. Walk around and observe the site.
   d. Complete the inspection form.

8. True or False: SIDR (Suspected Illicit Discharge Reporting) form can be used to document a public complain.
   a. True.
   b. False.

9. Which of the following conditions warrant a written warning?
   a. Improper storage of batteries.
   b. Lack of proper labeling on drums.
   c. Improper waste management.
   d. All of the above.

10. Which of the following is an example of a Class I Violation?
   a. Lack of recordkeeping on spills that occur on-site.
   b. Maintenance has not been conducted on a tenant's wash rack OWS within the past year.
   c. Paint chips from sanding operations that are being washed into the harbor.
   d. Tenant's trash bin appears to be overflowing.

2019 HDOT Harbors ORII Inspector Training Quiz

Name: Derek Yamane **Date:** 5/9/19

1. What is the purpose of conducting an ORII?
   a. To locate and eliminate illicit discharges.
   b. To look for endangered species under the pier.
   c. To spend some time in the sun.
   d. None of the above.

2. True or False: An illicit discharge is something other than rainwater being discharged through the outfall, excluding allowable discharges listed in the permit.
   a. True.
   b. False.

3. When may a dry weather ORI be conducted?
   a. When the tide is low.
   b. When there is less than 0.1" of rain in the past 72 hours and the tide is low.
   c. When there is less than 0.1" of rain in the past 72 hours regardless of tide.
   d. At any time, annually.

4. What are some conditions that would deem too hazardous for personnel to conduct inspection in the water?
   a. Water levels higher than 1-foot above mean lower low water.
   b. Vessels being actively fueled in the area.
   c. Netting which prevents kayak from easily exiting the under-pier area.
   d. All of the above.

5. True or False: A wet weather ORI requires that outfalls be inspected from the water.
   a. True.
   b. False.

6. True or False: All outfalls must be inspected during dry weather every two years. This inspection may be completed in the water where safe or on land via upstream drains.
   a. True.
   b. False.

7. Which of the following outfalls must be inspected annually?
   a. All outfalls.
   b. Outfalls characterized as obvious.
   c. Outfalls characterized as potential, suspect, or obvious.
   d. Only those near high-risk tenants.

8. What steps are required when a potential illicit discharge is noted?
   a. Inspect the drainage area on land for potential sources using a windshield survey.
   b. Refer to the drain maps and follow the lined-up stream.
   c. A & B.
   d. None of the above.

9. Which of the following areas must be inspected during a wet weather ORI?
   a. All outfalls.
   b. High risk tenants and areas under construction.
   c. Only those outfalls classified as potential, suspect, or obvious.
   d. Medium and high ranked tenants.

10. Which of the following conditions in a flow indicate a potential illicit discharge?
    a. Color and clarity.
    b. Odor.
    c. Sheen.
    d. All of the above.

Attachment 8

Tenant Inventory, Risk Rank, and Inspection Summary

Attachment 8.
Tenant Inventory, Risk Ranking, and Inspection Summary

Tenant Business Name	DBA or Other Name	Harbor	Location	2018 Risk Ranking	2019 Risk Ranking	Inspection Date	Inspection Type	Inspection POC	Phone Number
Aala Produce, Inc.	Aala Ship Service	Honolulu	Pier 32	Low	Low	2/27/2019	Annual Recon	Rodney Tamamoto	(808) 522-0550, (808) 478-8732
AES Kalaeloa Venture, LLC	AES Corporation	Kalaeloa	KBPH	Medium	Medium	12/2/1900	Regular	Priya Kumar	(808) 282-8807, (808) 682-3409
Aircraft Service International Group / Hawaii Fueling Facilities Corporation	ASIG/HFFC	Honolulu	Pier 51 A&B	Low	Low	3/6/2019	Annual Recon	Glenn Jinbo	(808) 833-3291 x29
Aloha Agricultural Consultants, Inc.	Niu Nursery	Honolulu	KIPA	Low	N/A	2/6/2019	Final	Sidney Goo	(808) 845-5991, (808) 225-3507
Aloha Marine Lines	Aloha Cargo Transport, Inc., ACT, Northland	Honolulu	Pier 29	Low	Low	2/27/2019	Annual Recon	Jonathan Satre	(808) 748-8790; (206) 436-9687
Aloha Tower Marketplace	AHI Aloha Associates, LLC; PM Realty Group, Aloha Tower Development Corporation (ATDC)	Honolulu	Pier 9	Low	Low	3/1/2019	Annual Recon	Steve Hanneman	(808) 528-5700
American Guard Services, Inc.		Honolulu	Piers 2/11	Low	Low	2/27/2019	Annual Recon	Shun Almon	(808) 537-3201, (808) 271-8169
American Marine Corporation	American Workboats, Inc.	Honolulu	Pier 14	Medium	Medium	11/14/2019	Regular	DC Carter; Rusty Nall	(808) 425-3859, (808) 792-1181, (808) 479-3905; (808) 545-5190, (808) 545-5195,
		KIPA	Open Lot	Low	Low	3/21/2019	Annual Recon	David W. Griffith	(808) 479-8507
Atlantis Submarines Hawaii, LLC	Atlantis Cruises and Atlantis Submarines	Honolulu	Pier 27	Low	Low	2/27/2019	Annual Recon	Kenneth Bingham; Kekua "Kua" Keli'i	808-832-6606,
			Pier 6	Low	Low	2/27/2019	Annual Recon		
BEI Hawaii		Honolulu	Pier 32	Low	Low	2/27/2019	Annual Recon	Joseph Bieniek	(808) 864-2615; (808) 532-7448; (808) 535-6025;
CCH, Dept of Customer Services		Honolulu	KIPA	Medium	Medium	10/17/2019	Regular	Randy Leong	(808) 768-3391
Dependable Hawaiian Express, Inc.	DHX, Inc.	Honolulu	Pier 21	Medium	N/A	9/3/2019	Final	Kane McEwen; Joe Vele	(808) 841-7311 ext. 1701
Foss Maritime Company	Moana Pa'a Kai, Inc.; Subsiduary of Young Brothers	Honolulu	Piers 20, 21, and 22	Medium	Medium	11/5/2019	Regular	Tiffanie Whitworth	(206) 276-1898
Frank P. White Jr. Properties	Container Storage Co.	Honolulu	KIPA	Low	Low	3/14/2019	Regular	Frank White; Gail Thometz	(808) 841-5555
Fresh Island Fish, LLC		Honolulu	Pier 38	Low	Low	3/14/2019	Regular	Derek Higa	(808) 831-4911

Tenant Business Name	DBA or Other Name	Harbor	Location	2018 Risk Ranking	2019 Risk Ranking	Inspection Date	Inspection Type	Inspection POC	Phone Number
Friends of Hokule'a & Hawai'iloa		Honolulu	KIPA	Low	Low	2/27/2019	Annual Recon	Jay Dowsett	(808) 256-1841
Fukunaga, Paul N.	P.F. Marine	Honolulu	KIPA	Low	Low	3/6/2019	Annual Recon	Paul N Fukunaga	(808) 842-1330, (808) 220-9425
GLP Asphalt, LLC	Asphalt Hawaii	Kalaeloa	KBPH	Medium	Medium	10/24/2019	Regular	Todd Miyahara	(808) 479-5670
Grace Pacific LLC	GP Kalaeloa HMA Plant	Kalaeloa	KBPH	Medium	Medium	10/24/2019	Regular	Scott Sevadjian; Jodie Cardero	(808) 348-4895; (808) 674-8383, (808) 561-3368
Hawaii Stevedores, Inc.		Honolulu	Pier 1	Medium	Medium	10/15/2019	Regular	Frank Roznerski	(808) 842-5389, (808) 864-4638; (808) 527-3415
		Honolulu	Pier 51	Medium	Medium	10/15/2019	Regular		
Hawaiian Cement		Kalaeloa	KBPH	Medium	Medium	11/26/2019	Regular	Dane Wurlitzer	(808) 532-3407, (808) 330-3910
HC&D	Ameron Hawaii; Ameron International Corporation	Honolulu	KIPA	Low	Low	2/27/2019	Annual Recon	Linda Goldstein; June Ching	(808) 266-2672
Healy Tibbitts Builders, Inc.		Kalaeloa	KBPH	Low	Low	2/26/2019	Annual Recon	Glen Toyama	(808) 368-1581
Heumann, James	Wind & Sea Charters	Honolulu	Pier 34	Low	Low	2/27/2019	Annual Recon	James M. Heumann	(808) 220-7675
Honolulu Marathon Association		Honolulu	Pier 2	Low	Low	2/6/2019	Annual Recon	Ronald Chun; Jeanette Chun; Valerie Lawson	(808) 255-2602; (808) 946-0539; (808) 255-2600
HPBS, Inc.		Honolulu	Pier 19	Low	Low	2/27/2019	Annual Recon	Fay Leong; Blare; Captain; David Lyman; Captain Steven Baker	(808) 532-7233
ISS Marine Services, Inc.	Inchcape Shipping	Honolulu	Pier 1	Low	Low	2/6/2019	Annual Recon	Ali Wong	(808) 521-2111 ext. 18
Jas W. Glover, Ltd.		Honolulu	KIPA	Low	Low	2/27/2019	Annual Recon	Kyle Hirano	(808) 591-8977 ext. 321
Jems Enterprises, LLC	Hawaiian Ice Company	Honolulu	Pier 38	Low	Low	3/6/2019; 3/12/2019	Annual Recon	Joshua Ibrao	(808) 538-6918 (808) 255-2921
JFC International	Japan Food (Hawaii), Inc.; Davenport Hawaii Partners, LP	Honolulu	Pier 34	Low	Low	2/27/2019	Annual Recon	Toshiaki Wada	(808) 537-9528
Kagami, Inc.		Honolulu	Pier 21	Low	Low	2/6/2019	Annual Recon	Wayne Kagami	(808) 523-5700, (808) 330-3379
					N/A	2/6/2019	Final		
Kirby Offshore Marine	(Formerly Uaukewai Diving, Salvage & Fishing, Inc.) Formerly known as K-Sea Transportation Hawaii Division	Honolulu	Pier 21	Medium	Medium	11/5/2019	Regular	James Pontin; Bill Boland	(808) 462-4222, (808) 208-1089; (808) 522-1000 ext.108
Lansdown, Ian J.	Hawaii's Sailing Center; Ian J. Lansdown	Honolulu	KIPA	Medium	Medium	12/6/2019	Regular	Jeff Lansdown	(808) 230-0940

Tenant Business Name	DBA or Other Name	Harbor	Location	2018 Risk Ranking	2019 Risk Ranking	Inspection Date	Inspection Type	Inspection POC	Phone Number
Marisco, Ltd.		Kalaeloa	KBPH	High	High	5/23/2019	Regular	Stephen Hinton	(808) 306-5935, (808) 682-1333
						10/17/2019	Regular		
Mary Charles and Associates Inc		Honolulu	Pier 10	Low	Low	2/27/2019	Annual Recon	Curtis Chee	(808) 589-5500
Matson Navigation Company, Inc.	Matson Terminals, Inc.	Honolulu	Pier 52	High	High	5/29/2019	Regular	Keahi Birch	(808) 848-1252; (808) 848-1280; (808) 848-8306
						11/7/2019	Regular		
McCabe, Hamilton & Renny		Honolulu	Pier 23	Medium	Medium	11/14/2019	Regular	Andrew Souza	(808) 479-0356
		Honolulu	Piers 19 & 29	Low	Medium	3/27/2019	Regular		
		Kalaeloa	Pier 5	Low	Low	2/26/2019	Annual Recon		
Nanakuli Neighborhood Housing Services, Inc.	Nanakuli Housing Corporation Baseyard Hawaii	Honolulu	KIPA	Low	Low	2/27/2019	Annual Recon	Wilbert Barber; Paige Barber	(808) 842-0770
National Response Corporation		KBPH	Pier 4	N/A	Medium	8/30/2019	New	Gabe	
Norko Marine Agency, Inc.		Honolulu	Pier 33	Low	N/A	2/27/2019	Annual Recon	Norman Cheu	(808) 216-4790, (808) 536-4569
Oceantronics, Inc.		Honolulu	Pier 24	Low	Low	2/27/2019	Annual Recon	Fritz M. Amtsberg; Brian; Daniel	(808) 522-5600; (808) 832-5590, (808) 216-0256
Ohai, Leo A.	Oceanic Libra Corporation	Honolulu	Pier 18	Low	Low	2/6/2019	Annual Recon	Nephi Ohai; Louloukau	(808) 690-4030
P&R Water Taxi, Ltd.		Honolulu	Pier 36	Medium	Medium	11/21/2019	Regular	Ralph Dewitt	808) 554-3436
Pacific Environmental Corporation	PENCO	Honolulu	Pier 33	Medium	Medium	11/21/2019	Regular	Shanyn Kauihou	(808) 545-5195, (808) 295-6016
		Honolulu	Pier 14	Low	Low	3/13/2019	Regular		
		Kalaeloa	Pier 4						
Pacific Ocean Producers, Inc.	(Nico's) POP Fishing & Marine, LLC	Honolulu	Pier 38	Low	Low	2/27/2019	Annual Recon	Neil Kanemoto	(808) 537-2905, (808) 540-1310, (808) 479-0002
Pacific Shipyards International, LLC	Pacific Marine and Supply, Navatek, Unitek Contracting	Honolulu	Pier 24/25	High	High	5/30/2019	Regular	Rick Guerrero; Nicole Tengan; Michael	(808) 848-6211 ext. 274; (808) 784-2374;
						12/3/2019	Regular		
Pang, Sandra	SP Lunch Wagon; Sandy's Lunchwagon	Honolulu	Pier 51	Low	Low	3/6/2019	Annual Recon	Sandra Pang	(808) 778-4686
Paradise Cruise, LTD	Star of Honolulu	Honolulu	Pier 8	Low	Low	2/6/2019	Annual Recon	Richard A. Davison	
Petrospect, Inc.		Honolulu	Pier 21	Low	Low	2/27/2019	Annual Recon	Chad Miller, David Harrington	(808) 536-6626
Pioneer Machinery, Inc.		Honolulu	KIPA	Low	Low	2/27/2019	Annual Recon	Rodney Yee	(808) 371-4892

Tenant Business Name	DBA or Other Name	Harbor	Location	2018 Risk Ranking	2019 Risk Ranking	Inspection Date	Inspection Type	Inspection POC	Phone Number
Pryne, Ty	H.B.N. Yacht Rigging	Honolulu	Pier 20	Low	Low	10/4/2019	Regular	Ty Pryne	(808) 479-8844, (808) 597-8120
Sause Bros., Inc.	Staging Yard	Kalaeloa	Pier 4	Medium	Medium	10/17/2019	Regular	Reid Tamashiro (Thomas Transport Service)	(808) 721-1667
	Shed and one Portable Office	Kalaeloa	Pier 5	Low	Low	2/26/2019	Annual Recon	Mike Leslie	(808) 690-3412 (808) 682-1082
	Canopy and Office	Honolulu	Piers 24 & 27	Low	Low	2/27/2019	Annual Recon	Wayne Stachel; Nicholas Leik	(808)306-2177; (808) 521-5082; (808) 434-1057
Sea Engineering, Inc.		Honolulu	Pier 32	Medium	Medium	11/21/2019	Regular	Andrew Rocheleau	(808) 561-2629, (808) 792-9859
Siu, Wai Lun	Pier 21 Lunchroom	Honolulu	Pier 21	Low	Low	2/27/2019	Annual Recon	Raymond Siu	(808) 256-2907
State of Hawaii Department of the Attorney General/Criminal Justice	Attorney General- Asset Forfeiture	Honolulu	Pier 20	Low	Low	2/27/2019	Annual Recon	Kern Nishioka; Steven Davis	(808) 586-1383
The Gas Company, LLC		Honolulu	Pier 38	Medium	Medium	10/31/2019	Regular	Zoe Williams; AK Colburn	(808) 535-5933, (808) 594-5637, (808) 594-5569 (808) 594-5548, (808) 351-9720
The Pasha Group	Pasha hawaii	Honolulu	Pier 2	Low	Low	2/6/2019	Annual Recon	Darren Lee	(808) 590-3617
The Webe Corporation, Ltd.	Ali'I Kai Catamaran (Subsidiary of Robert's Hawaii)	Honolulu	Pier 5	Low	Low	2/6/2019	Annual Recon	Bernie, Jason Young, Chad	(808) 539-9491 (808) 631-8671 (808) 636-5839
TOELL USA Corp.		Honolulu	Pier 23	N/A	Low	7/15/2019	New	Randy Iijima	(808) 492-9013
Trouble Free Corp.		Kalaeloa	KBPH	Low	Low	3/11/2019	Regular	Chris Boyles	(808) 864-8864
U.S. Bureau of Customs and Border Protection, Department of Homeland Security		Honolulu	Pier 1	Low	Low	2/6/2019	Annual Recon	Gose; Peter F. Gonzales	(808) 522-8001 ext. 223; (808) 356-4175
United Fishing Agency, Ltd.		Honolulu	Pier 38	Low	Low	2/27/2019	Annual Recon	Daniel Otani; Nelson Otani	(808) 536-2148
University of Hawaii		Honolulu	Pier 35	Medium	Medium	11/14/2019	Regular	Ross Barnes	(808) 864-0122
VAK Fisheries, LLC		Honolulu	Pier 19	Low	Low	3/12/2019	Regular	Kim Lu	(808) 258-2990
Welch, Jr., Darrell, G., AIA	Aloha Tower, 4th Floor	Honolulu	Pier 9	Low	Low	5/31/2019	Annual Recon	Darrell G. Welch Jr., AIA; Cookie LeMadrid	(808) 585-8522
Young Brothers, Ltd.		Honolulu	Piers 39 and 40	High	High	6/13/2019	Regular	Tiffanie Whitworth	(808) 543-9311; (808) 543-9357

Attachment 9.a

Outfall Reconnaissance Inspection Form

OUTFALL RECONNAISSANCE INVENTORY FORM

Section 1: Background Data

Outfall ID: SDD	Inspection Type: ☐ Dry ☐ Wet
HDOT Location:	Subwatershed:
Inspection Date:	Investigators:
Time (Military):	Form completed by:
Latitude: Longitude:	GPS Unit: GPS Landmark:
Temp (°F): Rainfall (in.) Last 24 Hrs: 48 Hrs:	Camera: Photo #s:

Land Use in Drainage Area (Check all that apply):

☐ Industrial ☐ Open Space

☐ Ultra-Urban Residential ☐ Institutional

☐ Suburban Residential Other: _____

☐ Commercial Known Industries:___ _____

Notes (e.g., origin of outfall, if known):

Section 2: Outfall Description

LOCATION	MATERIAL	SHAPE		DIMENSIONS (IN.)	SUBMERGED
☐ **Closed Pipe**	☐ RCP ☐ CMP ☐ PVC ☐ HDPE ☐ Steel ☐ Other: _____	☐ Circular ☐ Elliptical ☐ Box ☐ Other: _____	☐ Single ☐ Double ☐ Triple ☐ Other: _____	Diameter/Dimensions: _____	In Water: ☐ No ☐ Partially ☐ Fully With Sediment: ☐ No ☐ Partially ☐ Fully
☐ **Open drainage**	☐ Concrete ☐ Earthen ☐ rip-rap ☐ Other: _____	☐ Trapezoid ☐ Parabolic ☐ Other: _____		Depth: _____ Top Width: _____ Bottom Width: _____	
☐ **In-Stream**	**(applicable when collecting samples)**				
Flow Present?	☐ Yes ☐ No ***If No, Skip to Section 5***				
Flow Description	☐ Trickle ☐ Moderate ☐ Substantial				

Section 3: Quantitative Characterization

FIELD DATA FOR FLOWING OUTFALLS				
PARAMETER		RESULT	UNIT	EQUIPMENT
☐Flow #1	Volume		Liter	
	Time to fill		Sec	
☐Flow #2	Flow depth		In	
	Flow width		Ft, In	
	Measured length		Ft, In	
	Time of travel		Sec	
Temperature			°F	
pH			pH Units	Test strip/Probe
Ammonia			ppm	Test strip

Outfall Reconnaissance Inventory Form

Section 4: Physical Indicators for Flowing Outfalls Only

Are Any Physical Indicators Present in the flow? ☐ Yes ☐ No *(If No, Skip to Section 5)*

INDICATOR	CHECK if Present	DESCRIPTION	RELATIVE SEVERITY INDEX (1-3)		
Odor	☐	☐ Sewage ☐ Rancid/sour ☐ Petroleum/gas ☐ Sulfide ☐ Other:	☐ 1 – Faint	☐ 2 – Easily detected	☐ 3 – Noticeable from a distance
Color	☐	☐ Clear ☐ Brown ☐ Gray ☐ Yellow ☐ Green ☐ Orange ☐ Red ☐ Other:	☐ 1 – Faint colors in sample bottle	☐ 2 – Clearly visible in sample bottle	☐ 3 – Clearly visible in outfall flow
Turbidity	☐	See severity	☐ 1 – Slight cloudiness	☐ 2 – Cloudy	☐ 3 – Opaque
Floatables -Does Not Include Trash!!	☐	☐ Sewage (Toilet Paper, etc.) ☐ Suds ☐ Petroleum (oil sheen) ☐ Other:	☐ 1 – Few/slight; origin not obvious	☐ 2 – Some; indications of origin (e.g., possible suds or oil sheen)	☐ 3 - Some; origin clear (e.g., obvious oil sheen, suds, or floating sanitary materials)
Upstream Investigation	☐	Description of discharge source:			☐ Illicit Discharge (Trigger to Obvious)
Other Observations					

Section 5: Physical Indicators for Both Flowing and Non-Flowing Outfalls

Are physical indicators that are not related to flow present? ☐ Yes ☐ No *(If No, Skip to Section 6)*

INDICATOR	CHECK if Present	DESCRIPTION	COMMENTS
Outfall Damage	☐	☐ Spalling, Cracking or Chipping ☐ Peeling Paint ☐ Corrosion	
Deposits/Stains	☐	☐ Oily ☐ Flow Line ☐ Paint ☐ Sediment ☐ Trash ☐ Other:	
Abnormal Vegetation	☐	☐ Excessive ☐ Inhibited	
Poor pool quality	☐	☐ Odors ☐ Colors ☐ Floatables ☐ Oil Sheen ☐ Suds ☐ Excessive Algae ☐ Other:	
Pipe benthic growth	☐	☐ Brown ☐ Orange ☐ Green ☐ Other:	
Other Observations			

Section 6: Overall Outfall Characterization

☐ Unlikely ☐ Potential (presence of two or more indicators) ☐ Suspect (one or more indicators with a severity of 3) ☐ Obvious

Section 7: Any Non-Illicit Discharge Concerns (e.g., trash or needed infrastructure repairs)?

Attachment 9.b

2019 Outfall Reconnaissance Wet Weather Inspection Report

2019 Wet Weather Outfall Reconnaissance Inventory (ORI) Summary
Honolulu Harbor

Wet weather outfall inspections were conducted for outfalls located at Piers 41 & 42 at the Honolulu Harbor by EnviroServices and Training Center, LLC (ETC) on September 23, 2019. These inspections were conducted in compliance with Consent Decree Provision 16.c and following the procedures described in the Outfall Reconnaissance Inventory and Inspection Program. Maps generated from CityWorks® and information from previous outfall reconnaissance were utilized to prepare for and assist with the inspections.

The result of each inspection was entered into CityWorks®, together with information associated with each outfall's characterization, presence of suspected illicit discharge, and relevant photo documentation.

Inspectors conducted the inspections from the land side, and remained vigilant throughout the inspection. Outfalls SDDHO427560 and SDDHO427580 are located under the pier and not visible from the land side. No illicit discharge was observed during the course of inspections. However, small amounts of solid waste and sediment debris were observed on the land-side adjacent to some of the outfalls. Sheet flow was observed discharging to the ocean in various areas throughout Pier 42. Sheet flow appeared normal with no discoloration or odor observed. This wet weather outfall inspection is summarized in Table 1.

Table 1: Wet Weather Outfall Inspection Summary

Pier	Outfall SDD	Date (2019)	Method of Inspection	Illicit Discharge?	Comment	Characterization
41	SDDHO416500	9/23	Outfall	No	Trash and debris observed on the land-side near the outfall.	Unlikely
41	SDDHO416970	9/23	Outfall	No	Trash and debris observed on the land-side near the outfall.	Unlikely
41	SDDHO416980	9/23	Outfall	No	Trash and debris observed on the land-side near the outfall. Excessive vegetation along pier, hard to access view point.	Unlikely
41	SDDHO416990	9/23	Outfall	No	Trash and debris observed on the land-side near the outfall. Excessive vegetation along pier, hard to access view point.	Unlikely
41	SDDHO417662	9/23	Outfall	No	Sediment observed near pipe.	Unlikely
41	SDDHO417664	9/23	Outfall	No		Unlikely
42	SDDHO427030	9/23	Outfall	No		Unlikely
42	SDDHO427060	9/23	Outfall	No	Outfall located under pier.	Unlikely
42	SDDHO427560	9/23	Outfall	No	Outfall located under pier.	Unlikely
42	SDDHO427580	9/23	Outfall	No		Unlikely
42	SDDHO427600	9/23	Outfall	No	Trash and debris were observed along the shoreline near the outfall.	Unlikely

OUTFALL RECONNAISSANCE INVENTORY FORM

Section 1: Background Data

Outfall ID: SDDHO416500 (Cityworks ID: 1894)	***Previous Outfall ID:***
HDOT Location: Honolulu Harbor, Pier 41	Subwatershed: Kalihi
Inspection Date: 09/23/19	Investigators: Chelsea Iannaccio, Derek Yamane, Chris Gallacher
Time (Military): 1229	Form completed by: Sari Kwan
Lat: 21°19' 11.80"N Long: 157° 52' 57.21"W	GPS Unit: Cityworks GPS Landmark:
Temp (°F): 82 Rainfall (in.) Last 24 Hrs: 0.00 48 Hrs: 0.05	Camera: iPhone Photo #s: D6500_1, D6500_2, D6500_3

Land Use in Drainage Area (Check all that apply):

- ☐ Industrial
- ☐ Ultra-Urban Residential
- ☐ Suburban Residential
- ☐ Commercial
- ☐ Open Space
- ☐ Institutional
- Other: Old UH Marine Center facility, currently under construction Kiewit
- Known Industries: _____

Notes (e.g., origin of outfall, if known):

Section 2: Outfall Description

LOCATION	MATERIAL	SHAPE		DIMENSIONS (IN.)	SUBMERGED
☒ **Closed Pipe**	☒ RCP ☐ CMP ☐ PVC ☐ HDPE ☐ Steel ☐ Other: _____	☐ Circular ☐ Eliptical ☒ Box ☐ Other: _____	☒ Single ☐ Double ☐ Triple ☐ Other: _____	Diameter/Dimensions: 108" x 96"	In Water: ☐ No ☐ Partially ☒ Fully With Sediment: ☒ No ☐ Partially ☐ Fully
☐ **Open drainage**	☐ Concrete ☐ Earthen ☐ rip-rap ☐ Other: _____	☐ Trapezoid ☐ Parabolic ☐ Other: _____		Depth: _____ Top Width: _____ Bottom Width: _____	
☐ **In-Stream**	**(applicable when collecting samples)**				
Flow Present?	☐ Yes ☒ No ***If No, Skip to Section 5***				
Flow Description	☐ Trickle ☐ Moderate ☐ Substantial				

Section 3: Quantitative Characterization

FIELD DATA FOR FLOWING OUTFALLS				
PARAMETER		**RESULT**	**UNIT**	**EQUIPMENT**
☐Flow #1	Volume		Liter	
	Time to fill		Sec	
☐Flow #2	Flow depth		In	
	Flow width		Ft, In	
	Measured length		Ft, In	
	Time of travel		Sec	
Temperature			°F	
pH			pH Units	Test strip/Probe
Ammonia			ppm	Test strip

Outfall Reconnaissance Inventory Form

Section 4: Physical Indicators for Flowing Outfalls Only

Are Any Physical Indicators Present in the flow? ☐ Yes ☐ No *(If No, Skip to Section 5)*

INDICATOR	CHECK if Present	DESCRIPTION	RELATIVE SEVERITY INDEX (1-3)		
Odor	☐	☐ Sewage ☐ Rancid/sour ☐ Petroleum/gas ☐ Sulfide ☐ Other:	☐ 1 – Faint	☐ 2 – Easily detected	☐ 3 – Noticeable from a distance
Color	☐	☐ Clear ☐ Brown ☐ Gray ☐ Yellow ☐ Green ☐ Orange ☐ Red ☐ Other:	☐ 1 – Faint colors in sample bottle	☐ 2 – Clearly visible in sample bottle	☐ 3 – Clearly visible in outfall flow
Turbidity	☐	See severity	☐ 1 – Slight cloudiness	☐ 2 – Cloudy	☐ 3 – Opaque
Floatables -Does Not Include Trash!!	☐	☐ Sewage (Toilet Paper, etc.) ☐ Suds ☐ Petroleum (oil sheen) ☐ Other:	☐ 1 – Few/slight; origin not obvious	☐ 2 – Some; indications of origin (e.g., possible suds or oil sheen)	☐ 3 - Some; origin clear (e.g., obvious oil sheen, suds, or floating sanitary materials)
Upstream Investigation	☐	Description of discharge source:			☐ Illicit Discharge (Trigger to Obvious)
Other Observations					

Section 5: Physical Indicators for Both Flowing and Non-Flowing Outfalls

Are physical indicators that are not related to flow present? ☒ Yes ☐ No *(If No, Skip to Section 6)*

INDICATOR	CHECK if Present	DESCRIPTION	COMMENTS
Outfall Damage	☐	☐ Spalling, Cracking or Chipping ☐ Peeling Paint ☐ Corrosion	
Deposits/Stains	☒	☐ Oily ☐ Flow Line ☐ Paint ☐ Sediment ☒ Trash ☐ Other:	Trash and debris surrounding outfall.
Abnormal Vegetation	☐	☐ Excessive ☐ Inhibited	
Poor pool quality	☒	☐ Odors ☒ Colors ☐ Floatables ☐ Oil Sheen ☐ Suds ☐ Excessive Algae ☒ Other: Murky	Brown and murky water was observed.
Pipe benthic growth	☐	☐ Brown ☐ Orange ☐ Green ☐ Other:	
Other Observations			

Section 6: Overall Outfall Characterization

☒ Unlikely ☐ Potential (presence of two or more indicators) ☐ Suspect (one or more indicators with a severity of 3) ☐ Obvious

Section 7: Any Non-Illicit Discharge Concerns (e.g., trash or needed infrastructure repairs)? Trash and debris were observed surrounding the outfall.

OUTFALL RECONNAISSANCE INVENTORY FORM

Section 1: Background Data

Outfall ID: SDDHO416970 (Cityworks ID: 1895)	***Previous Outfall ID:***	
HDOT Location: Honolulu Harbor, Pier 41	Subwatershed: Kalihi	
Inspection Date: 09/23/19	Investigators: Chelsea Iannaccio, Derek Yamane, Chris Gallacher	
Time (Military): 1231	Form completed by: Sari Kwan	
Lat: 21° 19' 10.98"N Long: 153° 52' 57.87"N	GPS Unit: Cityworks	GPS Landmark:
Temp (°F): 82 Rainfall (in.) Last 24 Hrs: 0.00 48 Hrs: 0.05	Camera: iPhone	Photo #s: 6970_1, 6970_2, 6970_3, 6970_4

Land Use in Drainage Area (Check all that apply):

- ☒ Industrial
- ☐ Ultra-Urban Residential
- ☐ Suburban Residential
- ☐ Commercial
- ☐ Open Space
- ☐ Institutional
- Other: Old PSI facility, currently under construction Kiewit.
- Known Industries: _____

Notes (e.g., origin of outfall, if known):

Section 2: Outfall Description

LOCATION	MATERIAL	SHAPE		DIMENSIONS (IN.)	SUBMERGED
☒ **Closed Pipe**	☒ RCP ☐ CMP ☐ PVC ☐ HDPE ☐ Steel ☐ Other: _____	☒ Circular ☐ Eliptical ☐ Box ☐ Other: _____	☒ Single ☐ Double ☐ Triple ☐ Other: _____	Diameter/Dimensions: 24"	In Water: ☐ No ☐ Partially ☒ Fully With Sediment: ☐ No ☐ Partially ☐ Fully
☐ **Open drainage**	☐ Concrete ☐ Earthen ☐ rip-rap ☐ Other: _____	☐ Trapezoid ☐ Parabolic ☐ Other: _____		Depth: _____ Top Width: _____ Bottom Width: _____	
☐ **In-Stream**	**(applicable when collecting samples)**				
Flow Present?	☐ Yes ☒ No ***If No, Skip to Section 5***				
Flow Description	☐ Trickle ☐ Moderate ☐ Substantial				

Section 3: Quantitative Characterization

FIELD DATA FOR FLOWING OUTFALLS				
PARAMETER		**RESULT**	**UNIT**	**EQUIPMENT**
☐Flow #1	Volume		Liter	
	Time to fill		Sec	
☐Flow #2	Flow depth		In	
	Flow width		Ft, In	
	Measured length		Ft, In	
	Time of travel		Sec	
Temperature			°F	
pH			pH Units	Test strip/Probe
Ammonia			ppm	Test strip

Outfall Reconnaissance Inventory Form

Section 4: Physical Indicators for Flowing Outfalls Only

Are Any Physical Indicators Present in the flow? ☐ Yes ☐ No *(If No, Skip to Section 5)*

INDICATOR	CHECK if Present	DESCRIPTION	RELATIVE SEVERITY INDEX (1-3)		
Odor	☐	☐ Sewage ☐ Rancid/sour ☐ Petroleum/gas ☐ Sulfide ☐ Other:	☐ 1 – Faint	☐ 2 – Easily detected	☐ 3 – Noticeable from a distance
Color	☐	☐ Clear ☐ Brown ☐ Gray ☐ Yellow ☐ Green ☐ Orange ☐ Red ☐ Other:	☐ 1 – Faint colors in sample bottle	☐ 2 – Clearly visible in sample bottle	☐ 3 – Clearly visible in outfall flow
Turbidity	☐	See severity	☐ 1 – Slight cloudiness	☐ 2 – Cloudy	☐ 3 – Opaque
Floatables -Does Not Include Trash!!	☐	☐ Sewage (Toilet Paper, etc.) ☐ Suds ☐ Petroleum (oil sheen) ☐ Other:	☐ 1 – Few/slight; origin not obvious	☐ 2 – Some; indications of origin (e.g., possible suds or oil sheen)	☐ 3 - Some; origin clear (e.g., obvious oil sheen, suds, or floating sanitary materials)
Upstream Investigation	☐	Description of discharge source:			☐ Illicit Discharge (Trigger to Obvious)
Other Observations					

Section 5: Physical Indicators for Both Flowing and Non-Flowing Outfalls

Are physical indicators that are not related to flow present? ☒ Yes ☐ No *(If No, Skip to Section 6)*

INDICATOR	CHECK if Present	DESCRIPTION	COMMENTS
Outfall Damage	☐	☐ Spalling, Cracking or Chipping ☐ Peeling Paint ☐ Corrosion	
Deposits/Stains	☒	☐ Oily ☐ Flow Line ☐ Paint ☐ Sediment ☒ Trash ☐ Other:	Trash and debris surrounding outfall.
Abnormal Vegetation	☐	☐ Excessive ☐ Inhibited	
Poor pool quality	☒	☐ Odors ☒ Colors ☐ Floatables ☐ Oil Sheen ☐ Suds ☐ Excessive Algae ☒ Other: Murky	Brown and murky water observed.
Pipe benthic growth	☐	☐ Brown ☐ Orange ☐ Green ☐ Other:	
Other Observations			

Section 6: Overall Outfall Characterization

☒ Unlikely ☐ Potential (presence of two or more indicators) ☐ Suspect (one or more indicators with a severity of 3) ☐ Obvious

Section 7: Any Non-Illicit Discharge Concerns (e.g., trash or needed infrastructure repairs)? Trash and debris were observed surrounding the outfall.

OUTFALL RECONNAISSANCE INVENTORY FORM

Section 1: Background Data

Outfall ID: SDDHO416980 (Cityworks ID:1896)	***Previous Outfall ID:***
HDOT Location: Honolulu Harbor, Pier 41	Subwatershed: Kalihi
Inspection Date: 09/23/19	Investigators: Chelsea Iannaccio, Derek Yamane, Chris Gallacher
Time (Military): 1238	Form completed by: Sari Kwan
Lat: 21" 19' 7.45"N Long: 157° 52' 58.20"W	GPS Unit: Cityworks GPS Landmark:
Temp (°F): 82 Rainfall (in.) Last 24 Hrs: 0.00 48 Hrs: 0.05	Camera: iPhone Photo #s: D6980_1, D6980_2, D6980_3

Land Use in Drainage Area (Check all that apply):

- ☒ Industrial
- ☐ Ultra-Urban Residential
- ☐ Suburban Residential
- ☐ Commercial
- ☐ Open Space
- ☐ Institutional
- Other: Old PSI facility, currently under construction Kiewit.
- Known Industries: _____

Notes (e.g., origin of outfall, if known):

Section 2: Outfall Description

LOCATION	MATERIAL	SHAPE		DIMENSIONS (IN.)	SUBMERGED
☒ **Closed Pipe**	☒ RCP ☐ CMP ☐ PVC ☐ HDPE ☐ Steel ☐ Other: _____	☒ Circular ☐ Eliptical ☐ Box ☐ Other: _____	☒ Single ☐ Double ☐ Triple ☐ Other: _____	Diameter/Dimensions: 16"	In Water: ☐ No ☐ Partially ☒ Fully With Sediment: ☒ No ☐ Partially ☐ Fully
☐ **Open drainage**	☐ Concrete ☐ Earthen ☐ rip-rap ☐ Other: _____	☐ Trapezoid ☐ Parabolic ☐ Other: _____		Depth: _____ Top Width: _____ Bottom Width: _____	
☐ **In-Stream**	**(applicable when collecting samples)**				
Flow Present?	☐ Yes ☒ No ***If No, Skip to Section 5***				
Flow Description	☐ Trickle ☐ Moderate ☐ Substantial				

Section 3: Quantitative Characterization

FIELD DATA FOR FLOWING OUTFALLS				
PARAMETER		**RESULT**	**UNIT**	**EQUIPMENT**
☐Flow #1	Volume		Liter	
	Time to fill		Sec	
☐Flow #2	Flow depth		In	
	Flow width		Ft, In	
	Measured length		Ft, In	
	Time of travel		Sec	
Temperature			°F	
pH			pH Units	Test strip/Probe
Ammonia			ppm	Test strip

Outfall Reconnaissance Inventory Form

Section 4: Physical Indicators for Flowing Outfalls Only

Are Any Physical Indicators Present in the flow? ☐ Yes ☐ No *(If No, Skip to Section 5)*

INDICATOR	CHECK if Present	DESCRIPTION	RELATIVE SEVERITY INDEX (1-3)		
Odor	☐	☐ Sewage ☐ Rancid/sour ☐ Petroleum/gas ☐ Sulfide ☐ Other:	☐ 1 – Faint	☐ 2 – Easily detected	☐ 3 – Noticeable from a distance
Color	☐	☐ Clear ☐ Brown ☐ Gray ☐ Yellow ☐ Green ☐ Orange ☐ Red ☐ Other:	☐ 1 – Faint colors in sample bottle	☐ 2 – Clearly visible in sample bottle	☐ 3 – Clearly visible in outfall flow
Turbidity	☐	See severity	☐ 1 – Slight cloudiness	☐ 2 – Cloudy	☐ 3 – Opaque
Floatables -Does Not Include Trash!!	☐	☐ Sewage (Toilet Paper, etc.) ☐ Suds ☐ Petroleum (oil sheen) ☐ Other:	☐ 1 – Few/slight; origin not obvious	☐ 2 – Some; indications of origin (e.g., possible suds or oil sheen)	☐ 3 - Some; origin clear (e.g., obvious oil sheen, suds, or floating sanitary materials)
Upstream Investigation	☐	Description of discharge source:			☐ Illicit Discharge (Trigger to Obvious)
Other Observations					

Section 5: Physical Indicators for Both Flowing and Non-Flowing Outfalls

Are physical indicators that are not related to flow present? ☒ Yes ☐ No *(If No, Skip to Section 6)*

INDICATOR	CHECK if Present	DESCRIPTION	COMMENTS
Outfall Damage	☐	☐ Spalling, Cracking or Chipping ☐ Peeling Paint ☐ Corrosion	
Deposits/Stains	☒	☐ Oily ☐ Flow Line ☐ Paint ☐ Sediment ☒ Trash ☐ Other:	Trash and debris surrounding outfall.
Abnormal Vegetation	☒	☐ Excessive ☒ Inhibited	Vegetated along pier, difficulty accessing view point.
Poor pool quality	☒	☐ Odors ☐ Colors ☐ Floatables ☐ Oil Sheen ☐ Suds ☐ Excessive Algae ☒ Other: Murky	
Pipe benthic growth	☐	☐ Brown ☐ Orange ☐ Green ☐ Other:	
Other Observations			

Section 6: Overall Outfall Characterization

☒ Unlikely ☐ Potential (presence of two or more indicators) ☐ Suspect (one or more indicators with a severity of 3) ☐ Obvious

Section 7: Any Non-Illicit Discharge Concerns (e.g., trash or needed infrastructure repairs)? Trash and debris were observed surrounding the outfall.

OUTFALL RECONNAISSANCE INVENTORY FORM

Section 1: Background Data

Outfall ID: SDDHO416990 (Cityworks ID:1897)	***Previous Outfall ID:***
HDOT Location: Honolulu Harbor, Pier 41	Subwatershed: Kalihi
Inspection Date: 09/23/19	Investigators: Chelsea Iannaccio, Derek Yamane, Chris Gallacher
Time (Military): 1243	Form completed by: Sari Kwan
Lat: 21" 19' 7.93"N Long: 157° 52' 58.34"W	GPS Unit: Cityworks GPS Landmark:
Temp (°F): 82 Rainfall (in.) Last 24 Hrs: 0.00 48 Hrs: 0.05	Camera: iPhone Photo #s: D6990_1, D6990_2

Land Use in Drainage Area (Check all that apply):

- ☒ Industrial
- ☐ Ultra-Urban Residential
- ☐ Suburban Residential
- ☐ Commercial
- ☐ Open Space
- ☐ Institutional
- Other: Old PSI facility, currently under construction Kiewit.
- Known Industries: _____

Notes (e.g., origin of outfall, if known):

Section 2: Outfall Description

LOCATION	MATERIAL	SHAPE		DIMENSIONS (IN.)	SUBMERGED
☒ **Closed Pipe**	☒ RCP ☐ CMP ☐ PVC ☐ HDPE ☐ Steel ☐ Other: _____	☒ Circular ☐ Eliptical ☐ Box ☐ Other: _____	☒ Single ☐ Double ☐ Triple ☐ Other: _____	Diameter/Dimensions: 12"	In Water: ☐ No ☐ Partially ☒ Fully With Sediment: ☒ No ☐ Partially ☐ Fully
☐ **Open drainage**	☐ Concrete ☐ Earthen ☐ rip-rap ☐ Other: _____	☐ Trapezoid ☐ Parabolic ☐ Other: _____		Depth: _____ Top Width: _____ Bottom Width: _____	
☐ **In-Stream**	**(applicable when collecting samples)**				
Flow Present?	☐ Yes ☒ No ***If No, Skip to Section 5***				
Flow Description	☐ Trickle ☐ Moderate ☐ Substantial				

Section 3: Quantitative Characterization

FIELD DATA FOR FLOWING OUTFALLS				
PARAMETER		**RESULT**	**UNIT**	**EQUIPMENT**
☐Flow #1	Volume		Liter	
	Time to fill		Sec	
☐Flow #2	Flow depth		In	
	Flow width		Ft, In	
	Measured length		Ft, In	
	Time of travel		Sec	
Temperature			°F	
pH			pH Units	Test strip/Probe
Ammonia			ppm	Test strip

Outfall Reconnaissance Inventory Form

Section 4: Physical Indicators for Flowing Outfalls Only

Are Any Physical Indicators Present in the flow? ☐ Yes ☐ No *(If No, Skip to Section 5)*

INDICATOR	CHECK if Present	DESCRIPTION	RELATIVE SEVERITY INDEX (1-3)		
Odor	☐	☐ Sewage ☐ Rancid/sour ☐ Petroleum/gas ☐ Sulfide ☐ Other:	☐ 1 – Faint	☐ 2 – Easily detected	☐ 3 – Noticeable from a distance
Color	☐	☐ Clear ☐ Brown ☐ Gray ☐ Yellow ☐ Green ☐ Orange ☐ Red ☐ Other:	☐ 1 – Faint colors in sample bottle	☐ 2 – Clearly visible in sample bottle	☐ 3 – Clearly visible in outfall flow
Turbidity	☐	See severity	☐ 1 – Slight cloudiness	☐ 2 – Cloudy	☐ 3 – Opaque
Floatables -Does Not Include Trash!!	☐	☐ Sewage (Toilet Paper, etc.) ☐ Suds ☐ Petroleum (oil sheen) ☐ Other:	☐ 1 – Few/slight; origin not obvious	☐ 2 – Some; indications of origin (e.g., possible suds or oil sheen)	☐ 3 - Some; origin clear (e.g., obvious oil sheen, suds, or floating sanitary materials)
Upstream Investigation	☐	Description of discharge source:			☐ Illicit Discharge (Trigger to Obvious)
Other Observations					

Section 5: Physical Indicators for Both Flowing and Non-Flowing Outfalls

Are physical indicators that are not related to flow present? ☒ Yes ☐ No *(If No, Skip to Section 6)*

INDICATOR	CHECK if Present	DESCRIPTION	COMMENTS
Outfall Damage	☐	☐ Spalling, Cracking or Chipping ☐ Peeling Paint ☐ Corrosion	
Deposits/Stains	☒	☐ Oily ☐ Flow Line ☐ Paint ☐ Sediment ☒ Trash ☐ Other:	Trash and debris surrounding outfall.
Abnormal Vegetation	☒	☐ Excessive ☒ Inhibited	Vegetated along pier, difficulty accessing view point.
Poor pool quality	☒	☐ Odors ☐ Colors ☐ Floatables ☐ Oil Sheen ☐ Suds ☐ Excessive Algae ☒ Other: Murky	
Pipe benthic growth	☐	☐ Brown ☐ Orange ☐ Green ☐ Other:	
Other Observations			

Section 6: Overall Outfall Characterization

☒ Unlikely ☐ Potential (presence of two or more indicators) ☐ Suspect (one or more indicators with a severity of 3) ☐ Obvious

Section 7: Any Non-Illicit Discharge Concerns (e.g., trash or needed infrastructure repairs)? Trash and debris were observed surrounding the outfall.

OUTFALL RECONNAISSANCE INVENTORY FORM

Section 1: Background Data

Outfall ID: SDDHO417662 (Cityworks ID:1898)	***Previous Outfall ID:***
HDOT Location: Honolulu Harbor, Pier 41	Subwatershed: Kalihi
Inspection Date: 09/23/19	Investigators: Chelsea Iannaccio, Derek Yamane, Chris Gallacher
Time (Military): 1245	Form completed by: Sari Kwan
Lat: 21" 19' 9.49"N Long: 157° 52' 58.23"W	GPS Unit: Cityworks GPS Landmark:
Temp (°F): 82 Rainfall (in.) Last 24 Hrs: 0.00 48 Hrs: 0.05	Camera: iPhone Photo #s: D7662_1, D7662_2, D7662_3

Land Use in Drainage Area (Check all that apply):

- ☒ Industrial
- ☐ Ultra-Urban Residential
- ☐ Suburban Residential
- ☐ Commercial
- ☐ Open Space
- ☐ Institutional
- Other: Old PSI facility, currently under construction Kiewit.
- Known Industries: _____

Notes (e.g., origin of outfall, if known):

Section 2: Outfall Description

LOCATION	MATERIAL	SHAPE		DIMENSIONS (IN.)	SUBMERGED
☒ **Closed Pipe**	☒ RCP ☐ CMP ☐ PVC ☐ HDPE ☐ Steel ☐ Other: _____	☒ Circular ☐ Eliptical ☐ Box ☐ Other: _____	☒ Single ☐ Double ☐ Triple ☐ Other: _____	Diameter/Dimensions: 12"	In Water: ☐ No ☐ Partially ☒ Fully With Sediment: ☐ No ☒ Partially ☐ Fully
☐ **Open drainage**	☐ Concrete ☐ Earthen ☐ rip-rap ☐ Other: _____	☐ Trapezoid ☐ Parabolic ☐ Other: _____		Depth: _____ Top Width: _____ Bottom Width: _____	
☐ **In-Stream**	**(applicable when collecting samples)**				
Flow Present?	☐ Yes ☒ No ***If No, Skip to Section 5***				
Flow Description	☐ Trickle ☐ Moderate ☐ Substantial				

Section 3: Quantitative Characterization

FIELD DATA FOR FLOWING OUTFALLS				
PARAMETER		**RESULT**	**UNIT**	**EQUIPMENT**
☐Flow #1	Volume		Liter	
	Time to fill		Sec	
☐Flow #2	Flow depth		In	
	Flow width		Ft, In	
	Measured length		Ft, In	
	Time of travel		Sec	
Temperature			°F	
pH			pH Units	Test strip/Probe
Ammonia			ppm	Test strip

Outfall Reconnaissance Inventory Form

Section 4: Physical Indicators for Flowing Outfalls Only

Are Any Physical Indicators Present in the flow? ☐ Yes ☐ No *(If No, Skip to Section 5)*

INDICATOR	CHECK if Present	DESCRIPTION	RELATIVE SEVERITY INDEX (1-3)		
Odor	☐	☐ Sewage ☐ Rancid/sour ☐ Petroleum/gas ☐ Sulfide ☐ Other:	☐ 1 – Faint	☐ 2 – Easily detected	☐ 3 – Noticeable from a distance
Color	☐	☐ Clear ☐ Brown ☐ Gray ☐ Yellow ☐ Green ☐ Orange ☐ Red ☐ Other:	☐ 1 – Faint colors in sample bottle	☐ 2 – Clearly visible in sample bottle	☐ 3 – Clearly visible in outfall flow
Turbidity	☐	See severity	☐ 1 – Slight cloudiness	☐ 2 – Cloudy	☐ 3 – Opaque
Floatables -Does Not Include Trash!!	☐	☐ Sewage (Toilet Paper, etc.) ☐ Suds ☐ Petroleum (oil sheen) ☐ Other:	☐ 1 – Few/slight; origin not obvious	☐ 2 – Some; indications of origin (e.g., possible suds or oil sheen)	☐ 3 - Some; origin clear (e.g., obvious oil sheen, suds, or floating sanitary materials)
Upstream Investigation	☐	Description of discharge source:			☐ Illicit Discharge (Trigger to Obvious)
Other Observations					

Section 5: Physical Indicators for Both Flowing and Non-Flowing Outfalls

Are physical indicators that are not related to flow present? ☒ Yes ☐ No *(If No, Skip to Section 6)*

INDICATOR	CHECK if Present	DESCRIPTION	COMMENTS
Outfall Damage	☐	☐ Spalling, Cracking or Chipping ☐ Peeling Paint ☐ Corrosion	
Deposits/Stains	☒	☐ Oily ☐ Flow Line ☐ Paint ☒ Sediment ☐ Trash ☐ Other:	Sediment observed in and surrounding the outfall.
Abnormal Vegetation	☐	☐ Excessive ☐ Inhibited	
Poor pool quality	☒	☐ Odors ☐ Colors ☐ Floatables ☐ Oil Sheen ☐ Suds ☐ Excessive Algae ☒ Other: Murky	
Pipe benthic growth	☐	☐ Brown ☐ Orange ☐ Green ☐ Other:	
Other Observations			

Section 6: Overall Outfall Characterization

☒ Unlikely ☐ Potential (presence of two or more indicators) ☐ Suspect (one or more indicators with a severity of 3) ☐ Obvious

Section 7: Any Non-Illicit Discharge Concerns (e.g., trash or needed infrastructure repairs)? None observed.

OUTFALL RECONNAISSANCE INVENTORY FORM

Section 1: Background Data

Outfall ID: SDDHO417664 (Cityworks ID:1899)	***Previous Outfall ID:***
HDOT Location: Honolulu Harbor, Pier 41	Subwatershed: Kalihi
Inspection Date: 09/23/19	Investigators: Chelsea Iannaccio, Derek Yamane, Chris Gallacher
Time (Military): 1248	Form completed by: Sari Kwan
Lat: 21" 19' 7.035"N Long: 157° 52' 58.56"W	GPS Unit: Cityworks GPS Landmark:
Temp (°F): 82 Rainfall (in.) Last 24 Hrs: 0.00 48 Hrs: 0.05	Camera: iPhone Photo #s: D7664_1, D7664_2

Land Use in Drainage Area (Check all that apply):

- ☒ Industrial
- ☐ Ultra-Urban Residential
- ☐ Suburban Residential
- ☐ Commercial
- ☐ Open Space
- ☐ Institutional
- Other: Old PSI facility, currently under construction Kiewit.
- Known Industries: _____

Notes (e.g., origin of outfall, if known):

Section 2: Outfall Description

LOCATION	MATERIAL	SHAPE		DIMENSIONS (IN.)	SUBMERGED
☒ **Closed Pipe**	☒ RCP ☐ CMP ☐ PVC ☐ HDPE ☐ Steel ☐ Other: _____	☒ Circular ☐ Eliptical ☐ Box ☐ Other: _____	☒ Single ☐ Double ☐ Triple ☐ Other: _____	Diameter/Dimensions: 24"	In Water: ☐ No ☐ Partially ☒ Fully With Sediment: ☒ No ☐ Partially ☐ Fully
☐ **Open drainage**	☐ Concrete ☐ Earthen ☐ rip-rap ☐ Other: _____	☐ Trapezoid ☐ Parabolic ☐ Other: _____		Depth: _____ Top Width: _____ Bottom Width: _____	
☐ **In-Stream**	**(applicable when collecting samples)**				
Flow Present?	☐ Yes ☒ No ***If No, Skip to Section 5***				
Flow Description	☐ Trickle ☐ Moderate ☐ Substantial				

Section 3: Quantitative Characterization

FIELD DATA FOR FLOWING OUTFALLS				
PARAMETER		**RESULT**	**UNIT**	**EQUIPMENT**
☐Flow #1	Volume		Liter	
	Time to fill		Sec	
☐Flow #2	Flow depth		In	
	Flow width		Ft, In	
	Measured length		Ft, In	
	Time of travel		Sec	
Temperature			°F	
pH			pH Units	Test strip/Probe
Ammonia			ppm	Test strip

Outfall Reconnaissance Inventory Form

Section 4: Physical Indicators for Flowing Outfalls Only

Are Any Physical Indicators Present in the flow? ☐ Yes ☐ No *(If No, Skip to Section 5)*

INDICATOR	CHECK if Present	DESCRIPTION	RELATIVE SEVERITY INDEX (1-3)		
Odor	☐	☐ Sewage ☐ Rancid/sour ☐ Petroleum/gas ☐ Sulfide ☐ Other:	☐ 1 – Faint	☐ 2 – Easily detected	☐ 3 – Noticeable from a distance
Color	☐	☐ Clear ☐ Brown ☐ Gray ☐ Yellow ☐ Green ☐ Orange ☐ Red ☐ Other:	☐ 1 – Faint colors in sample bottle	☐ 2 – Clearly visible in sample bottle	☐ 3 – Clearly visible in outfall flow
Turbidity	☐	See severity	☐ 1 – Slight cloudiness	☐ 2 – Cloudy	☐ 3 – Opaque
Floatables -Does Not Include Trash!!	☐	☐ Sewage (Toilet Paper, etc.) ☐ Suds ☐ Petroleum (oil sheen) ☐ Other:	☐ 1 – Few/slight; origin not obvious	☐ 2 – Some; indications of origin (e.g., possible suds or oil sheen)	☐ 3 - Some; origin clear (e.g., obvious oil sheen, suds, or floating sanitary materials)
Upstream Investigation	☐	Description of discharge source:			☐ Illicit Discharge (Trigger to Obvious)
Other Observations					

Section 5: Physical Indicators for Both Flowing and Non-Flowing Outfalls

Are physical indicators that are not related to flow present? ☒ Yes ☐ No *(If No, Skip to Section 6)*

INDICATOR	CHECK if Present	DESCRIPTION	COMMENTS
Outfall Damage	☐	☐ Spalling, Cracking or Chipping ☐ Peeling Paint ☐ Corrosion	
Deposits/Stains	☐	☐ Oily ☐ Flow Line ☐ Paint ☐ Sediment ☐ Trash ☐ Other:	
Abnormal Vegetation	☐	☐ Excessive ☐ Inhibited	
Poor pool quality	☒	☐ Odors ☐ Colors ☐ Floatables ☐ Oil Sheen ☐ Suds ☐ Excessive Algae ☒ Other: Murky	
Pipe benthic growth	☐	☐ Brown ☐ Orange ☐ Green ☐ Other:	
Other Observations			

Section 6: Overall Outfall Characterization

☒ Unlikely ☐ Potential (presence of two or more indicators) ☐ Suspect (one or more indicators with a severity of 3) ☐ Obvious

Section 7: Any Non-Illicit Discharge Concerns (e.g., trash or needed infrastructure repairs)? None observed.

OUTFALL RECONNAISSANCE INVENTORY FORM

Section 1: Background Data

Outfall ID: SDDHO427030 (Cityworks ID: 1900)	***Previous Outfall ID:***
HDOT Location: Honolulu Harbor, Pier 42	Subwatershed: Kalihi
Inspection Date: 09/23/19	Investigators: Chelsea Iannaccio, Derek Yamane, Chris Gallacher
Time (Military): 1301	Form completed by: Sari Kwan
Lat: 21° 19' 2.105"N Long: 157° 53' 0.004"W	GPS Unit: Cityworks GPS Landmark:
Temp (°F): 82 Rainfall (in.) Last 24 Hrs: 0.00 48 Hrs: 0.05	Camera: iPhone Photo #s: D7030_1, D7030_2, D7030_3

Land Use in Drainage Area (Check all that apply):

- ☐ Industrial
- ☐ Ultra-Urban Residential
- ☐ Suburban Residential
- ☐ Commercial
- ☐ Open Space
- ☐ Institutional
- Other: Old PSI facility, currently under construction Kiewit.
- Known Industries: _____

Notes (e.g., origin of outfall, if known):

Section 2: Outfall Description

LOCATION	MATERIAL	SHAPE		DIMENSIONS (IN.)	SUBMERGED
☒ **Closed Pipe**	☒ RCP ☐ CMP ☐ PVC ☐ HDPE ☐ Steel ☐ Other: _____	☒ Circular ☐ Eliptical ☐ Box ☐ Other: _____	☒ Single ☐ Double ☐ Triple ☐ Other: _____	Diameter/Dimensions: 18"	In Water: ☐ No ☒ Partially ☐ Fully With Sediment: ☒ No ☐ Partially ☐ Fully
☐ **Open drainage**	☐ Concrete ☐ Earthen ☐ rip-rap ☐ Other: _____	☐ Trapezoid ☐ Parabolic ☐ Other: _____		Depth: _____ Top Width: _____ Bottom Width: _____	
☐ **In-Stream**	**(applicable when collecting samples)**				
Flow Present?	☐ Yes ☒ No ***If No, Skip to Section 5***				
Flow Description	☐ Trickle ☐ Moderate ☐ Substantial				

Section 3: Quantitative Characterization

FIELD DATA FOR FLOWING OUTFALLS				
PARAMETER		**RESULT**	**UNIT**	**EQUIPMENT**
☐Flow #1	Volume		Liter	
	Time to fill		Sec	
☐Flow #2	Flow depth		In	
	Flow width		Ft, In	
	Measured length		Ft, In	
	Time of travel		Sec	
Temperature			°F	
pH			pH Units	Test strip/Probe
Ammonia			ppm	Test strip

Outfall Reconnaissance Inventory Form

Section 4: Physical Indicators for Flowing Outfalls Only

Are Any Physical Indicators Present in the flow? ☐ Yes ☐ No *(If No, Skip to Section 5)*

INDICATOR	CHECK if Present	DESCRIPTION	RELATIVE SEVERITY INDEX (1-3)		
Odor	☐	☐ Sewage ☐ Rancid/sour ☐ Petroleum/gas ☐ Sulfide ☐ Other:	☐ 1 – Faint	☐ 2 – Easily detected	☐ 3 – Noticeable from a distance
Color	☐	☐ Clear ☐ Brown ☐ Gray ☐ Yellow ☐ Green ☐ Orange ☐ Red ☐ Other:	☐ 1 – Faint colors in sample bottle	☐ 2 – Clearly visible in sample bottle	☐ 3 – Clearly visible in outfall flow
Turbidity	☐	See severity	☐ 1 – Slight cloudiness	☐ 2 – Cloudy	☐ 3 – Opaque
Floatables -Does Not Include Trash!!	☐	☐ Sewage (Toilet Paper, etc.) ☐ Suds ☐ Petroleum (oil sheen) ☐ Other:	☐ 1 – Few/slight; origin not obvious	☐ 2 – Some; indications of origin (e.g., possible suds or oil sheen)	☐ 3 - Some; origin clear (e.g., obvious oil sheen, suds, or floating sanitary materials)
Upstream Investigation	☐	Description of discharge source:			☐ Illicit Discharge (Trigger to Obvious)
Other Observations					

Section 5: Physical Indicators for Both Flowing and Non-Flowing Outfalls

Are physical indicators that are not related to flow present? ☒ Yes ☐ No *(If No, Skip to Section 6)*

INDICATOR	CHECK if Present	DESCRIPTION	COMMENTS
Outfall Damage	☐	☐ Spalling, Cracking or Chipping ☐ Peeling Paint ☐ Corrosion	
Deposits/Stains	☐	☐ Oily ☐ Flow Line ☐ Paint ☐ Sediment ☐ Trash ☐ Other:	
Abnormal Vegetation	☐	☐ Excessive ☐ Inhibited	
Poor pool quality	☒	☐ Odors ☐ Colors ☐ Floatables ☐ Oil Sheen ☐ Suds ☐ Excessive Algae ☒ Other: Murky	
Pipe benthic growth	☐	☐ Brown ☐ Orange ☐ Green ☐ Other:	
Other Observations			

Section 6: Overall Outfall Characterization

☒ Unlikely ☐ Potential (presence of two or more indicators) ☐ Suspect (one or more indicators with a severity of 3) ☐ Obvious

Section 7: Any Non-Illicit Discharge Concerns (e.g., trash or needed infrastructure repairs)? None observed.

OUTFALL RECONNAISSANCE INVENTORY FORM

Section 1: Background Data

Outfall ID: SDDHO427060 (Cityworks ID: 1901)	***Previous Outfall ID:***
HDOT Location: Honolulu Harbor, Pier 42	Subwatershed: Kalihi
Inspection Date: 09/23/19	Investigators: Chelsea Iannaccio, Derek Yamane, Chris Gallacher
Time (Military): 1301	Form completed by: Sari Kwan
Lat: 21° 19' 1.34"N Long: 157° 53' 0.12"W	GPS Unit: Cityworks GPS Landmark:
Temp (°F): 82 Rainfall (in.) Last 24 Hrs: 0.00 48 Hrs: 0.05	Camera: iPhone Photo #s: 5

Land Use in Drainage Area (Check all that apply):

- ☒ Industrial
- ☐ Ultra-Urban Residential
- ☐ Suburban Residential
- ☐ Commercial
- ☐ Open Space
- ☐ Institutional
- Other: Old PSI facility, currently under construction Kiewit.
- Known Industries: _____

Notes (e.g., origin of outfall, if known): Inspectors were unable to observe the outfall and believe it was located underneath the pier. There was no indication of any illicit discharge occurring surrounding the area.

Section 2: Outfall Description

LOCATION	MATERIAL	SHAPE		DIMENSIONS (IN.)	SUBMERGED
☐ **Closed Pipe**	☐ RCP ☐ CMP ☐ PVC ☐ HDPE ☒ Steel ☐ Other: _____	☒ Circular ☐ Eliptical ☐ Box ☐ Other: _____	☒ Single ☐ Double ☐ Triple ☐ Other: _____	Diameter/Dimensions: 4"_____	In Water: ☒ No ☐ Partially ☐ Fully With Sediment: ☐ No ☐ Partially ☐ Fully
☒ **Open drainage**	☐ Concrete ☐ Earthen ☐ rip-rap ☐ Other: _____	☐ Trapezoid ☐ Parabolic ☐ Other: _____		Depth: _____ Top Width: _____ Bottom Width: _____	
☐ **In-Stream**	**(applicable when collecting samples)**				
Flow Present?	☐ Yes ☒ No ***If No, Skip to Section 5***				
Flow Description	☐ Trickle ☐ Moderate ☐ Substantial				

Section 3: Quantitative Characterization

FIELD DATA FOR FLOWING OUTFALLS				
PARAMETER		**RESULT**	**UNIT**	**EQUIPMENT**
☐Flow #1	Volume		Liter	
	Time to fill		Sec	
☐Flow #2	Flow depth		In	
	Flow width		Ft, In	
	Measured length		Ft, In	
	Time of travel		Sec	
Temperature			°F	
pH			pH Units	Test strip/Probe
Ammonia			ppm	Test strip

Outfall Reconnaissance Inventory Form

Section 4: Physical Indicators for Flowing Outfalls Only

Are Any Physical Indicators Present in the flow? ☐ Yes ☐ No *(If No, Skip to Section 5)*

INDICATOR	CHECK if Present	DESCRIPTION	RELATIVE SEVERITY INDEX (1-3)		
Odor	☐	☐ Sewage ☐ Rancid/sour ☐ Petroleum/gas ☐ Sulfide ☐ Other:	☐ 1 – Faint	☐ 2 – Easily detected	☐ 3 – Noticeable from a distance
Color	☐	☐ Clear ☐ Brown ☐ Gray ☐ Yellow ☐ Green ☐ Orange ☐ Red ☐ Other:	☐ 1 – Faint colors in sample bottle	☐ 2 – Clearly visible in sample bottle	☐ 3 – Clearly visible in outfall flow
Turbidity	☐	See severity	☐ 1 – Slight cloudiness	☐ 2 – Cloudy	☐ 3 – Opaque
Floatables -Does Not Include Trash!!	☐	☐ Sewage (Toilet Paper, etc.) ☐ Suds ☐ Petroleum (oil sheen) ☐ Other:	☐ 1 – Few/slight; origin not obvious	☐ 2 – Some; indications of origin (e.g., possible suds or oil sheen)	☐ 3 - Some; origin clear (e.g., obvious oil sheen, suds, or floating sanitary materials)
Upstream Investigation	☐	Description of discharge source:			☐ Illicit Discharge (Trigger to Obvious)
Other Observations					

Section 5: Physical Indicators for Both Flowing and Non-Flowing Outfalls

Are physical indicators that are not related to flow present? ☒ Yes ☐ No *(If No, Skip to Section 6)*

INDICATOR	CHECK if Present	DESCRIPTION	COMMENTS
Outfall Damage	☐	☐ Spalling, Cracking or Chipping ☐ Peeling Paint ☐ Corrosion	
Deposits/Stains	☐	☐ Oily ☐ Flow Line ☐ Paint ☐ Sediment ☐ Trash ☐ Other:	
Abnormal Vegetation	☐	☐ Excessive ☐ Inhibited	
Poor pool quality	☒	☐ Odors ☐ Colors ☐ Floatables ☐ Oil Sheen ☐ Suds ☐ Excessive Algae ☒ Other: Murky	
Pipe benthic growth	☐	☐ Brown ☐ Orange ☐ Green ☐ Other:	
Other Observations			

Section 6: Overall Outfall Characterization

☒ Unlikely ☐ Potential (presence of two or more indicators) ☐ Suspect (one or more indicators with a severity of 3) ☐ Obvious

Section 7: Any Non-Illicit Discharge Concerns (e.g., trash or needed infrastructure repairs)? None observed.

OUTFALL RECONNAISSANCE INVENTORY FORM

Section 1: Background Data

Outfall ID: SDDHO427560 (Cityworks ID: 1902)	***Previous Outfall ID:***
HDOT Location: Honolulu Harbor, Pier 42	Subwatershed: Kalihi
Inspection Date: 09/23/19	Investigators: Chelsea Iannaccio, Derek Yamane, Chris Gallacher
Time (Military): 1315	Form completed by: Sari Kwan
Lat: 21° 19' 1.77"N Long: 157° 53' 9.34"W	GPS Unit: Cityworks GPS Landmark:
Temp (°F): 82 Rainfall (in.) Last 24 Hrs: 0.00 48 Hrs: 0.05	Camera: iPhone Photo #s: D7560_1

Land Use in Drainage Area (Check all that apply):

- ☒ Industrial
- ☐ Ultra-Urban Residential
- ☐ Suburban Residential
- ☐ Commercial
- ☐ Open Space
- ☐ Institutional
- Other: Old UHMC facility, currently under construction Kiewit.
- Known Industries: _____

Notes (e.g., origin of outfall, if known): Unable to view outfall, was submerged under pier.

Section 2: Outfall Description

LOCATION	MATERIAL	SHAPE		DIMENSIONS (IN.)	SUBMERGED
☒ **Closed Pipe**	☒ RCP ☐ CMP ☐ PVC ☐ HDPE ☐ Steel ☐ Other: _____	☒ Circular ☐ Eliptical ☐ Box ☐ Other: _____	☒ Single ☐ Double ☐ Triple ☐ Other: _____	Diameter/Dimensions: 24"	In Water: ☐ No ☐ Partially ☒ Fully With Sediment: ☒ No ☐ Partially ☐ Fully
☐ **Open drainage**	☐ Concrete ☐ Earthen ☐ Rip-rap ☐ Other: _____	☐ Trapezoid ☐ Parabolic ☐ Other: _____		Depth: _____ Top Width: _____ Bottom Width: _____	
☐ **In-Stream**	**(applicable when collecting samples)**				
Flow Present?	☐ Yes ☐ No ***If No, Skip to Section 5***				
Flow Description	☐ Trickle ☐ Moderate ☐ Substantial				

Section 3: Quantitative Characterization

FIELD DATA FOR FLOWING OUTFALLS				
PARAMETER		**RESULT**	**UNIT**	**EQUIPMENT**
☐Flow #1	Volume		Liter	
	Time to fill		Sec	
☐Flow #2	Flow depth		In	
	Flow width		Ft, In	
	Measured length		Ft, In	
	Time of travel		Sec	
Temperature			°F	
pH			pH Units	Test strip/Probe
Ammonia			ppm	Test strip

Outfall Reconnaissance Inventory Form

Section 4: Physical Indicators for Flowing Outfalls Only

Are Any Physical Indicators Present in the flow? ☐ Yes ☐ No *(If No, Skip to Section 5)*

INDICATOR	CHECK if Present	DESCRIPTION	RELATIVE SEVERITY INDEX (1-3)		
Odor	☐	☐ Sewage ☐ Rancid/sour ☐ Petroleum/gas ☐ Sulfide ☐ Other:	☐ 1 – Faint	☐ 2 – Easily detected	☐ 3 – Noticeable from a distance
Color	☐	☐ Clear ☐ Brown ☐ Gray ☐ Yellow ☐ Green ☐ Orange ☐ Red ☐ Other:	☐ 1 – Faint colors in sample bottle	☐ 2 – Clearly visible in sample bottle	☐ 3 – Clearly visible in outfall flow
Turbidity	☐	See severity	☐ 1 – Slight cloudiness	☐ 2 – Cloudy	☐ 3 – Opaque
Floatables -Does Not Include Trash!!	☐	☐ Sewage (Toilet Paper, etc.) ☐ Suds ☐ Petroleum (oil sheen) ☐ Other:	☐ 1 – Few/slight; origin not obvious	☐ 2 – Some; indications of origin (e.g., possible suds or oil sheen)	☐ 3 - Some; origin clear (e.g., obvious oil sheen, suds, or floating sanitary materials)
Upstream Investigation	☐	Description of discharge source:			☐ Illicit Discharge (Trigger to Obvious)
Other Observations					

Section 5: Physical Indicators for Both Flowing and Non-Flowing Outfalls

Are physical indicators that are not related to flow present? ☐ Yes ☒ No *(If No, Skip to Section 6)*

INDICATOR	CHECK if Present	DESCRIPTION	COMMENTS
Outfall Damage	☐	☐ Spalling, Cracking or Chipping ☐ Peeling Paint ☐ Corrosion	
Deposits/Stains	☐	☐ Oily ☐ Flow Line ☐ Paint ☐ Sediment ☐ Trash ☐ Other:	
Abnormal Vegetation	☐	☐ Excessive ☐ Inhibited	
Poor pool quality	☐	☐ Odors ☐ Colors ☐ Floatables ☐ Oil Sheen ☐ Suds ☐ Excessive Algae ☐ Other: Murky	
Pipe benthic growth	☐	☐ Brown ☐ Orange ☐ Green ☐ Other:	
Other Observations			

Section 6: Overall Outfall Characterization

☒ Unlikely ☐ Potential (presence of two or more indicators) ☐ Suspect (one or more indicators with a severity of 3) ☐ Obvious

Section 7: Any Non-Illicit Discharge Concerns (e.g., trash or needed infrastructure repairs)? None observed.

OUTFALL RECONNAISSANCE INVENTORY FORM

Section 1: Background Data

Outfall ID: SDDHO427580 (Cityworks ID: 1903)	***Previous Outfall ID:***
HDOT Location: Honolulu Harbor, Pier 42	Subwatershed: Kalihi
Inspection Date: 09/23/19	Investigators: Chelsea Iannaccio, Derek Yamane, Chris Gallacher
Time (Military): 1315	Form completed by: Sari Kwan
Lat: 21° 19' 1.78"N Long: 157° 53' 10.05"W	GPS Unit: Cityworks GPS Landmark:
Temp (°F): 82 Rainfall (in.) Last 24 Hrs: 0.00 48 Hrs: 0.05	Camera: iPhone Photo #s: D7580

Land Use in Drainage Area (Check all that apply):

- ☒ Industrial
- ☐ Ultra-Urban Residential
- ☐ Suburban Residential
- ☐ Commercial
- ☐ Open Space
- ☐ Institutional
- Other: Old UHMC facility, currently under construction Kiewit.
- Known Industries: _____

Notes (e.g., origin of outfall, if known): Unable to view outfall, was submerged under pier.

Section 2: Outfall Description

LOCATION	MATERIAL	SHAPE		DIMENSIONS (IN.)	SUBMERGED
☒ **Closed Pipe**	☒ RCP ☐ CMP ☐ PVC ☐ HDPE ☐ Steel ☐ Other: _____	☒ Circular ☐ Eliptical ☐ Box ☐ Other: _____	☒ Single ☐ Double ☐ Triple ☐ Other: _____	Diameter/Dimensions: 24"	In Water: ☐ No ☐ Partially ☒ Fully With Sediment: ☒ No ☐ Partially ☐ Fully
☐ **Open drainage**	☐ Concrete ☐ Earthen ☐ Rip-rap ☐ Other: _____	☐ Trapezoid ☐ Parabolic ☐ Other: _____		Depth: _____ Top Width: _____ Bottom Width: _____	
☐ **In-Stream**	**(applicable when collecting samples)**				
Flow Present?	☐ Yes ☐ No ***If No, Skip to Section 5***				
Flow Description	☐ Trickle ☐ Moderate ☐ Substantial				

Section 3: Quantitative Characterization

FIELD DATA FOR FLOWING OUTFALLS				
PARAMETER		**RESULT**	**UNIT**	**EQUIPMENT**
☐Flow #1	Volume		Liter	
	Time to fill		Sec	
☐Flow #2	Flow depth		In	
	Flow width		Ft, In	
	Measured length		Ft, In	
	Time of travel		Sec	
Temperature			°F	
pH			pH Units	Test strip/Probe
Ammonia			ppm	Test strip

Outfall Reconnaissance Inventory Form

Section 4: Physical Indicators for Flowing Outfalls Only

Are Any Physical Indicators Present in the flow? ☐ Yes ☐ No *(If No, Skip to Section 5)*

INDICATOR	CHECK if Present	DESCRIPTION	RELATIVE SEVERITY INDEX (1-3)		
Odor	☐	☐ Sewage ☐ Rancid/sour ☐ Petroleum/gas ☐ Sulfide ☐ Other:	☐ 1 – Faint	☐ 2 – Easily detected	☐ 3 – Noticeable from a distance
Color	☐	☐ Clear ☐ Brown ☐ Gray ☐ Yellow ☐ Green ☐ Orange ☐ Red ☐ Other:	☐ 1 – Faint colors in sample bottle	☐ 2 – Clearly visible in sample bottle	☐ 3 – Clearly visible in outfall flow
Turbidity	☐	See severity	☐ 1 – Slight cloudiness	☐ 2 – Cloudy	☐ 3 – Opaque
Floatables -Does Not Include Trash!!	☐	☐ Sewage (Toilet Paper, etc.) ☐ Suds ☐ Petroleum (oil sheen) ☐ Other:	☐ 1 – Few/slight; origin not obvious	☐ 2 – Some; indications of origin (e.g., possible suds or oil sheen)	☐ 3 - Some; origin clear (e.g., obvious oil sheen, suds, or floating sanitary materials)
Upstream Investigation	☐	Description of discharge source:			☐ Illicit Discharge (Trigger to Obvious)
Other Observations					

Section 5: Physical Indicators for Both Flowing and Non-Flowing Outfalls

Are physical indicators that are not related to flow present? ☐ Yes ☒ No *(If No, Skip to Section 6)*

INDICATOR	CHECK if Present	DESCRIPTION	COMMENTS
Outfall Damage	☐	☐ Spalling, Cracking or Chipping ☐ Peeling Paint ☐ Corrosion	
Deposits/Stains	☐	☐ Oily ☐ Flow Line ☐ Paint ☐ Sediment ☐ Trash ☐ Other:	
Abnormal Vegetation	☐	☐ Excessive ☐ Inhibited	
Poor pool quality	☐	☐ Odors ☐ Colors ☐ Floatables ☐ Oil Sheen ☐ Suds ☐ Excessive Algae ☐ Other: Murky	
Pipe benthic growth	☐	☐ Brown ☐ Orange ☐ Green ☐ Other:	
Other Observations			

Section 6: Overall Outfall Characterization

☒ Unlikely ☐ Potential (presence of two or more indicators) ☐ Suspect (one or more indicators with a severity of 3) ☐ Obvious

Section 7: Any Non-Illicit Discharge Concerns (e.g., trash or needed infrastructure repairs)? None observed.

OUTFALL RECONNAISSANCE INVENTORY FORM

Section 1: Background Data

Outfall ID: SDDHO427600 (Cityworks ID: 1904)	***Previous Outfall ID:***
HDOT Location: Honolulu Harbor, Pier 42	Subwatershed: Kalihi
Inspection Date: 09/23/19	Investigators: Chelsea Iannaccio, Derek Yamane, Chris Gallacher
Time (Military): 1313	Form completed by: Sari Kwan
Lat: 21° 18' 56.53"N Long: 157° 53' 12.94"W	GPS Unit: Cityworks GPS Landmark:
Temp (°F): 82 Rainfall (in.) Last 24 Hrs: 0.00 48 Hrs: 0.05	Camera: iPhone Photo #s: D7600_1, D7600_2

Land Use in Drainage Area (Check all that apply):

- ☒ Industrial
- ☐ Ultra-Urban Residential
- ☐ Suburban Residential
- ☐ Commercial
- ☐ Open Space
- ☐ Institutional
- Other: Old UHMC facility, currently under construction Kiewit.___
- Known Industries: _____

Notes (e.g., origin of outfall, if known):

Section 2: Outfall Description

LOCATION	MATERIAL	SHAPE		DIMENSIONS (IN.)	SUBMERGED
☒ **Closed Pipe**	☐ RCP ☐ CMP ☐ PVC ☐ HDPE ☒ Steel ☐ Other: _____	☒ Circular ☐ Eliptical ☐ Box ☐ Other: _____	☒ Single ☐ Double ☐ Triple ☐ Other: _____	Diameter/Dimensions: 12"_____	In Water: ☐ No ☒ Partially ☐ Fully With Sediment: ☒ No ☐ Partially ☐ Fully
☐ **Open drainage**	☐ Concrete ☐ Earthen ☐ rip-rap ☐ Other: _____	☐ Trapezoid ☐ Parabolic ☐ Other: _____		Depth: _____ Top Width: _____ Bottom Width: _____	
☐ **In-Stream**	**(applicable when collecting samples)**				
Flow Present?	☐ Yes ☒ No ***If No, Skip to Section 5***				
Flow Description	☐ Trickle ☐ Moderate ☐ Substantial				

Section 3: Quantitative Characterization

FIELD DATA FOR FLOWING OUTFALLS				
PARAMETER		**RESULT**	**UNIT**	**EQUIPMENT**
☐Flow #1	Volume		Liter	
	Time to fill		Sec	
☐Flow #2	Flow depth		In	
	Flow width		Ft, In	
	Measured length		Ft, In	
	Time of travel		Sec	
Temperature			°F	
pH			pH Units	Test strip/Probe
Ammonia			ppm	Test strip

Outfall Reconnaissance Inventory Form

Section 4: Physical Indicators for Flowing Outfalls Only

Are Any Physical Indicators Present in the flow? ☐ Yes ☐ No *(If No, Skip to Section 5)*

INDICATOR	CHECK if Present	DESCRIPTION	RELATIVE SEVERITY INDEX (1-3)		
Odor	☐	☐ Sewage ☐ Rancid/sour ☐ Petroleum/gas ☐ Sulfide ☐ Other:	☐ 1 – Faint	☐ 2 – Easily detected	☐ 3 – Noticeable from a distance
Color	☐	☐ Clear ☐ Brown ☐ Gray ☐ Yellow ☐ Green ☐ Orange ☐ Red ☐ Other:	☐ 1 – Faint colors in sample bottle	☐ 2 – Clearly visible in sample bottle	☐ 3 – Clearly visible in outfall flow
Turbidity	☐	See severity	☐ 1 – Slight cloudiness	☐ 2 – Cloudy	☐ 3 – Opaque
Floatables -Does Not Include Trash!!	☐	☐ Sewage (Toilet Paper, etc.) ☐ Suds ☐ Petroleum (oil sheen) ☐ Other:	☐ 1 – Few/slight; origin not obvious	☐ 2 – Some; indications of origin (e.g., possible suds or oil sheen)	☐ 3 - Some; origin clear (e.g., obvious oil sheen, suds, or floating sanitary materials)
Upstream Investigation	☐	Description of discharge source:			☐ Illicit Discharge (Trigger to Obvious)
Other Observations					

Section 5: Physical Indicators for Both Flowing and Non-Flowing Outfalls

Are physical indicators that are not related to flow present? ☒ Yes ☐ No *(If No, Skip to Section 6)*

INDICATOR	CHECK if Present	DESCRIPTION	COMMENTS
Outfall Damage	☐	☐ Spalling, Cracking or Chipping ☐ Peeling Paint ☐ Corrosion	
Deposits/Stains	☒	☐ Oily ☐ Flow Line ☐ Paint ☐ Sediment ☒ Trash ☐ Other:	Trash and debris surrounding outfall
Abnormal Vegetation	☐	☐ Excessive ☐ Inhibited	
Poor pool quality	☒	☐ Odors ☐ Colors ☐ Floatables ☐ Oil Sheen ☐ Suds ☐ Excessive Algae ☐ Other: Murky	
Pipe benthic growth	☐	☐ Brown ☐ Orange ☐ Green ☐ Other:	
Other Observations			

Section 6: Overall Outfall Characterization

☒ Unlikely ☐ Potential (presence of two or more indicators) ☐ Suspect (one or more indicators with a severity of 3) ☐ Obvious

Section 7: Any Non-Illicit Discharge Concerns (e.g., trash or needed infrastructure repairs)? Trash and debris were observed along the shoreline near the outfall.

Photo #: D6500_3 **Pier:** 41
Outfall ID: SDDHO416500
Previous ID: P41-03
Characterization: Unlikely
Land use: Construction Site
Type: Closed Pipe
Materials: RCP
Shape: Box
Grouping: Single
Dimensions: 108” x 96”
Submerged: Fully

Photo #: D6970_2 **Pier:** 41
Outfall ID: SDDHO416970
Previous ID: P41-01
Characterization: Unlikely
Land use: Construction Site
Type: Closed Pipe
Materials: RCP
Shape: Circular
Grouping: Single
Dimensions: 12” (TBV)
Submerged: Fully

Photo #: D6980_1 **Pier:** 41
Outfall ID: SDDHO416980
Previous ID: P41-02
Characterization: Unlikely
Land use: Construction Site
Type: Closed Pipe
Materials: RCP
Shape: Circular
Grouping: Single
Dimensions: 16”
Submerged: Fully

Photo #: D6990_1 **Pier:** 41
Outfall ID: SDDHO416990
Previous ID: N/A
Characterization: Unlikely
Land use: Construction Site
Type: Closed Pipe
Materials: RCP
Shape: Circular
Grouping: Single
Dimensions: 12” (TBV)
Submerged: Fully

Photo #: D7662_1 **Pier:** 41
Outfall ID: SDDHO417662
Previous ID: N/A
Characterization: Unlikely
Land use: Construction Site
Type: Closed Pipe
Materials: RCP
Shape: Circular
Grouping: Single
Dimensions: 12”
Submerged: Fully



Photo #: D7664_1 **Pier:** 41
Outfall ID: SDDHO417664
Previous ID: N/A
Characterization: Unlikely
Land use: Construction Site
Type: Closed Pipe
Materials: RCP
Shape: Circular
Grouping: Single
Dimensions: 24”
Submerged: Fully

Photo #: D7030_2 **Pier:** 42
Outfall ID: SDDHO417030
Previous ID: P42-01
Characterization: Unlikely
Land use: Construction Site
Type: Closed Pipe
Materials: RCP
Shape: Circular
Grouping: Single
Dimensions: 18”
Submerged: Partially

Photo #: D7060_2 **Pier:** 42
Outfall ID: SDDHO417060
Previous ID: P42-PSI
Characterization: Unlikely
Land use: Construction Site
Type: Open Drainage
Materials: Steel
Shape: Circular
Grouping: Single
Dimensions: 4”
Submerged: No

Photo #: D7560_1 **Pier:** 42
Outfall ID: SDDHO417560
Previous ID: P44/45-04
Characterization: Unlikely
Land use: Construction Site
Type: Closed Pipe
Materials: RCP
Shape: Circular
Grouping: Single
Dimensions: 24”
Submerged: Fully



Photo #: D7580 **Pier:** 42
Outfall ID: SDDHO417580
Previous ID: N/A
Characterization: Unlikely
Land use: Construction Site
Type: Close Pipe
Materials: RCP
Shape: Circular
Grouping: Single
Dimensions: 24”
Submerged: Fully

Photo #: D7600_2 **Pier:** 42
Outfall ID: SDDHO417600
Previous ID: P44/45-01
Characterization: Unlikely
Land use: Construction Site
Type: Closed Pipe
Materials: Steel
Shape: Circular
Grouping: Single
Dimensions: 12”
Submerged: Partially

Photo 1: View of sheet flow discharging to the ocean at Pier 42.

Photo 2: Additional view of sheet flow discharging to the ocean at Pier 42.

Photo 3: Additional view of sheet flow discharging to the ocean at Pier 42.

Photo 4: Additional view of sheet flow discharging to the ocean at Pier 42.

Photo 5: Additional view of sheet flow discharging to the ocean at Pier 42.

Photo 6: Additional view of sheet flow discharging to the ocean at Pier 42.

Attachment 10.a

Tenant Illicit Discharge Investigation Summary

Attachment 10a.
Illicit Discharge Investigations (Tenant)

Tenant Business Name	Date of Incident	Method of Discovery	Description	Action Taken
Pacific Environmental Corporation	2/23/2019	Other Observation	It was reported that approximately 80 gallons of diesel fuel spilled during transfer (at Pier 14). 30 gallons of it reached adjacent Honolulu Harbor.	This release was reported to all related government agencies. PENCO responsed to the spill on the scene. Fuel spilled into Honolulu Harbor was contained. Spills on the land-side were cleaned up in the meantime.
Matson Terminals, Inc.	5/29/2019	Regular Inspection	Water staining and related flow path leading from Fructose Loading/Unloading Area was observed on the paved surface and extended to a storm drain close by.	This release was reproted as part of the regular tenant inspecton report.
Matson Terminals, Inc.	11/6/2019	Other Observation	On 11/6/2019, at the start of bunkering operations for the vessel KAMOKUIKI, estimated three (3) barrels of heavy fuel oil (HFO) was released into Honolulu Harbor at Pier 19/20/21 area.	This release was reported to all related government agencies (USCG, HDOH, and HDOT) and adjacent communities (FOSS and Kirby) and emergency responders (PENCO and MSRC). Containment boom was laid out which contained the majority of the HFO, however, some was released beyond the boom. Skimmers were working overnight to recover oil within the bommed area. PENCO was in the water the next day morning time, assessing the conditions under the pier, and estimated about 30 gallons of HFO under pier 21. They had also been cleaning the hull of the YB tug KAPENA GEORGE PANUI and Kirby tug NAMAHOE. Both tugs were needed to move cargo on the day. The plan carried on at the time was for FOSS to bring two assist tugs to Pier 21, open the containment boom when hulls of the vessel have been cleaned, and tow the PANUI and NAMAHOE out with assist tugs so there is no propwash to disturb the oil within ghe containment boom. Once that was done, cleaning efforts would be focused on the KAMOKUIKI and barge DBL 54. Once those vessels have been cleaned along with any oil under Pier 20, those vessels will be moved out and Piers 19/20 can be reopened. Reports from USCG indicated that oils were also on the hulls of USCG vessels at Sand island and at the intakes of the Anuenue Fisheries Research Center. They had formulated a plan to clean those areas. Cleanup efforts have been ongoing since then.

Attachment 10.b

Suspected Illicit Discharge Reporting in 2019

Attachmnet 10b.
Suspected Illicit Discharge

RequestId	Date Initiated	Description	Priority	Category	Submit To	Dispatch To	Address	Date Time Closed
677	11/7/2019 01:11	Suspected Illicit Discharge	3	STORMDRAIN	Zhang, Joy	Martello, Mitchell		11/14/2019 02:24
676	10/21/2019 03:57	Suspected Illicit Discharge	3	STORMDRAIN	Zhang, Joy	Martello, Mitchell		10/21/2019 03:58
675	10/17/2019 08:33	Suspected Illicit Discharge	3	STORMDRAIN	Zhang, Joy	Zhang, Joy	Pier 38 Former Chevron Lot	11/14/2019 02:20
674	10/1/2019 10:54	Suspected Illicit Discharge	3	STORMDRAIN	Zhang, Joy	Martello, Mitchell		11/14/2019 12:13
673	09/25/2019 08:26	Suspected Illicit Discharge	3	STORMDRAIN	Zhang, Joy	Martello, Mitchell		09/25/2019 08:29
671	09/11/2019 11:03	Suspected Illicit Discharge	3	STORMDRAIN	Zhang, Joy	Martello, Mitchell		11/14/2019 12:13
668	08/19/2019 08:22	Suspected Illicit Discharge	3	STORMDRAIN	Zhang, Joy	Martello, Mitchell		08/19/2019 08:23
667	08/13/2019 04:02	Suspected Illicit Discharge	3	STORMDRAIN	Zhang, Joy	Martello, Mitchell		08/13/2019 04:09
666	07/29/2019 11:20	Suspected Illicit Discharge	3	STORMDRAIN	Zhang, Joy	Martello, Mitchell		07/29/2019 11:22
664	07/19/2019 11:05	Suspected Illicit Discharge	3	STORMDRAIN	Zhang, Joy	Martello, Mitchell		07/19/2019 11:06
662	06/14/2019 09:26	Suspected Illicit Discharge	3	STORMDRAIN				06/14/2019 09:31
661	05/31/2019 08:46	Suspected Illicit Discharge	3	STORMDRAIN				05/31/2019 08:47
659	05/29/2019 02:04	Suspected Illicit Discharge	3	STORMDRAIN	Zhang, Joy	Martello, Mitchell		05/29/2019 02:22
658	05/29/2019 01:47	Suspected Illicit Discharge	3	STORMDRAIN	Zhang, Joy	Freitas, Michele	1131 N. Nimitz Highway	11/18/2019 02:44
657	05/21/2019 11:05	Suspected Illicit Discharge	3	STORMDRAIN	Zhang, Joy	Zhang, Joy		05/21/2019 11:07
656	05/21/2019 09:35	Suspected Illicit Discharge	3	STORMDRAIN	Zhang, Joy	Martello, Mitchell		05/21/2019 09:46
655	05/9/2019 08:43	Suspected Illicit Discharge	3	STORMDRAIN	Zhang, Joy	Martello, Mitchell		05/9/2019 09:00
654	05/8/2019 04:28	Suspected Illicit Discharge	3	STORMDRAIN	Zhang, Joy	Zhang, Joy		05/9/2019 05:21
653	05/6/2019 11:02	Suspected Illicit Discharge	3	STORMDRAIN	Zhang, Joy	Martello, Mitchell		05/9/2019 08:59
650	04/15/2019 01:46	Suspected Illicit Discharge	3	STORMDRAIN	Yim, Spencer K	Zhang, Joy		04/15/2019 01:52
649	04/9/2019 08:03	Suspected Illicit Discharge	3	STORMDRAIN	Yim, Spencer K	Yim, Spencer K		04/9/2019 08:10
648	04/3/2019 01:55	Suspected Illicit Discharge	3	STORMDRAIN	Martello, Mitchell	Martello, Mitchell		04/3/2019 02:15
647	03/28/2019 03:37	Suspected Illicit Discharge	3	STORMDRAIN	Freitas, Michele	Freitas, Michele	Pier 36	05/2/2019 08:13
646	03/21/2019 10:20	Suspected Illicit Discharge	3	STORMDRAIN	Yim, Spencer K	Yim, Spencer K		03/21/2019 11:09
644	03/15/2019 12:55	Suspected Illicit Discharge	3	STORMDRAIN	Martello, Mitchell	Martello, Mitchell		05/2/2019 08:14
643	03/11/2019 10:35	Suspected Illicit Discharge	3	STORMDRAIN	Yim, Spencer K	Yim, Spencer K		03/11/2019 10:44
641	02/25/2019 03:49	Suspected Illicit Discharge	3	STORMDRAIN	Yim, Spencer K	Yim, Spencer K		02/25/2019 03:52
640	02/7/2019 02:48	Suspected Illicit Discharge	3	STORMDRAIN	Yim, Spencer K	Martello, Mitchell		05/2/2019 08:10
637	01/16/2019 12:31	Suspected Illicit Discharge	3	STORMDRAIN	Yim, Spencer K	Zhang, Joy		01/16/2019 12:31
636	01/15/2019 01:11	Suspected Illicit Discharge	3	STORMDRAIN	Yim, Spencer K	Yim, Spencer K		01/15/2019 01:18
634	01/11/2019 12:45	Suspected Illicit Discharge	3	STORMDRAIN	Martello, Mitchell			01/11/2019 12:53

Attachment 11

Construction Project Inventory and Inspection Summary

Attachment 11.
Construction Projects Inventory and Inspection Summary

New Kapalama Container Terminal		
Inspection Date	**Type**	**Summary of Findings and Recommendations**
1/8/2019	Regular	At Area 1, filter fabric on the dust fence gate was missing. KIWC to re-install. At Area 2, filter fabric on the dust fence tore off and will require repair. At Area 3, bio sock was moved and did not provide minimum 1 foot overlap, KIWC corrected during inspection. At Area 4, small hydraulic leak (<1 gal) was observed. KIWC removed soiled material and placed a metal pan to collect any residue drips.
1/23/2019	Regular	Debris on rumble strips were observed at Area 4. Vehicle tracking was observed near Auiki Street Gate at Area 1. Biosocks were improperly placed at Area 2. [Area 3 on the attached] - Drain inlet was covered by 3A washed aggregate. KIWC was instructed to uncover, protect, and clean drain inlet. [Area 5 on the attached] - Drain inlet witch's hat required maintenance. KIWC to perform.
2/6/2019	Regular	Rumble strips require cleaning at Areas 1 and 2.
2/20/2019	Regular	Light vehicle trackings were observed at Areas 1 and 4. Rumble strips required more cleaning at those two areas. Biosocks were observed with no overlap at Area 6. Dust fence at Area 2 was damaged and required to be fixed. During installation of drilled shaft, dewatering was performed during installation of tremie concrete. Suggested to KIWC to provide containment so vehicles and pedestrian would not need to transverse through material potentially causing a tracking issue during production shaft installation. KIWC will provide their sub-contractor a place to dewater moving forward.
3/6/2019	Regular	Biosocks damaged at Area 2. Trash bin cover was left open at Area 1, which was corrected during inspection.
3/20/2019	Regular	Vehicle tracking and debris observed on rumble strip at Areas 1 and 2. Biosocks were misplaced at Area 2. Trash bin cover was left open at Area 3, which was corrected during inspection.
4/3/2019	Regular	Area 1 had slightly heavier tracking on Auiki Street. KIWC to broom by hand and have the professional sweeper spend more time in this area later this afternoon. Area 2 had slight vehicle tracking on SIAR but main concern is the placement of the rumble strips. Previously, the rumble strips were placed next to the property line but since the sewer line work the rumble strip was moved back. It appears that KIWC have not been sweeping the space between the rumble strips and SIAR causing trucks to pick up fine dust on their tires after the rumble strip and tracking that onto SIAR. KIWC to have their sweeping subcontractor to sweep this area moving forward and KIWC will determine better placement of rumble strips which may include additional rumble strips. (Follow up photos were received on 4/5/2019)
6/5/2019	Regular	Vehicle tracking and debris were observed on rumble strip at Area 1. Trash bin cover was left open, which was corrected during inspection.
8/8/2019	Regular	Vehicle tracking and debris were observed on rumble strip at Area 1. Biosocks were observed lacking sufficient overlap at Area 3. Dust fence needed to be secured at Area 5. Washout overflowing was observed at Area 4. A portable toilet staged at Area 2 needed to be properly secured.

New Kapalama Container Terminal		
Inspection Date	**Type**	**Summary of Findings and Recommendations**
10/2/2019	Regular	Vehicle tracking and debris were observed on rumble strip at Area 1. Dust fence needed to be secured at Area 3. BKA noticed that approximately 30-50 cy of concrete was dumped on the ground. Based on discussion with KIWC, it was discovered that the concrete was rejected during paving activities and was not disposed of properly. KIWC have discussed this internally and have informed all staff that rejected concrete must be placed in the concrete washout.
10/18/2019	Regular	Biosocks at Area 1 were observed lack of sufficient overlap or no overlap at all
10/30/2019	Regular	[AREA 1] For retaining wall work, KIWC have been using a gate with no stabilized entrance to access the truck storage road. KIWC believes runoff would track back into the site but YKE disagrees. Suggested to KIWC to provide either a stabilized entrance or sweep this area daily. [AREA 2] Bio-sock near Auiki Street will need to be repaired / replaced. [AREA 3] Missing bio-sock crossing new fence. KIWC intends to place k-rails to funnel traffic through the new stabilized entrance and bio-sock will not be needed. KIWC will need to sweep existing AC pavement to prevent run-off. [AREA 5] KIWC replaced existing bio-sock with brand new bio-sock but did not place with required 2 feet overlap. KIWC will repair.
11/13/2019	Regular	[AREA 1] Small hydraulic leak was visible under a pneumatic hammer and front end loader. KIWC was informed to clean the area and remove any soil that was contaminated with oil. KIWC also informed to have mechanic look at equipment to ensure leak is properly repaired. [AREA 2] Biosocks were observed no overlapping, which was corrected during the inspection. [AREA 4] Litter were observed near Pier 40 - plastic wrap needed to be collected and properly disposed of.
11/27/2019	Regular	[Area 1] It was discussed with KIWC that if they plan to use the concrete washout for dust suppression, they will be required to lower the pH. YKE asked for the pH level and KIWC could not provide at time of the inspection. Ask to confirm pH before continuing the activity. [AREA 4] Storm drain inlets at those two areas needed more cleaning work. [AREA 2 and 3] Those areas required covering relating to aggregate stockage.
12/11/2019	Regular	[AREA 1 and 3] Debris and vehicle trackings were observed on adjacent roads, requiring cleaning. [AREA 2] Trash bin was left open, which was corrected during the inspection.
12/24/2019	Regular	No construction activities.

Kalaeloa Barbers Point Harbor Temporary Container Storage Yard, Phase I and II		
Inspection Date	**Type**	**Summary of Findings and Recommendations**
3/5/2019	Initial	All findings observed during the inspection were corrected by the Contractor (Photos 4, 7, and 8). Minor trackout was observed leading from the construction ingress/egress close to the west corner (Photo 2). Please sweep up the entrance regularly and by the end of each working day. In addition, please keep a copy of updated SWPPP on-site for future inspections. (Follow up photos were received on 3/6/2019)
3/13/2019	Regular	No biosocks were placed along the security fence (limits for Phase II E; Photo 8). Recommend placing one layer of biosocks along the security fence.

Kalaeloa Barbers Point Harbor Temporary Container Storage Yard, Phase I and II		
Inspection Date	**Type**	**Summary of Findings and Recommendations**
3/25/2019	Regular/	No construction ingress/egress was installed at Phase II W open lot (Photos 13). No intrusive work shall start until the stabilized construction entrance is in place.
	Initial	Minor track-outs were observed near a temp vehicle entrance at Phase I open lot (Photo 5). Please reposition the biosocks back into their places and clean up any track-out by the end of each working day. Perimeter biosocks lacked sufficient overlap at several areas (Photos 3, 5, and 10). Upon notification, biosocks at two areas had been repositiond/fixed. Please check all perimeter biosocks regularly to ensure sufficient overlap. In addition, it is recommended that biosocks be placed surrounding the discharge point close to Phase II E open lot (Photo 20). This round of inspection consists of the initial BMP inspection for Phase II W open lot south of the gate and the recurring BMP inspections for Phase I and Phase II E open lot. (Follow up photos were received on 3/27/2019 and 4/4/2019)
4/12/2019	Regular/	No BMPs were installed to protect the inlet amidst the actively excavated Phase II W open lot (Photo 11). Loose sediment was scattered on the inlet grate with large-size gravel stuck in between the gridlines. This situation constitutes a potential violation and needs to be addressed immediately. Email notification was provided to the Contractor on the day of the inspection through Harbors Project Manager.
	Final	Previous installed construction ingress/egress was removed to get the site ready for the base course work (Photo 8), and track-outs was observed on the adjacent pavement (Photo 9). Please increase the sweeping frequency and clean up the pier area and adjacent driveway by the end of each working day and as needed (Photo 7). Please double check all perimeter biosocks and ensure they all have suffucient overlap in accordance with the submitted plan. This inspection consists of the final BMP inspection for Phase I open lot and the recurring BMP inspections for Phase II open lots. (Follow up photos were received on 4/17/2019)
4/23/2019	Initial	Several metals (i.e., As, Ba, Cr, Pb) were detected at concentrations significantly below HDOH action levels in the soil samples collected from the Phase II E open lot within the security fence. The excavated soil will be disposed of at the PVT landfill upon acceptance. Installation of Construction Site Ingress/Egress was waived for pavement work at the Phase II E open lot within the security fence, since it was deemed impractical for this project. Instead, the Contractor has been asked to increase the sweeping frequency to three to five times a day and when necessary by the end of each working day to remove track-outs marked on surrounding common areas. The current SWPPP shall be updated to reflect this change. Track-outs were observed by the temporary entrance to the Phase II W open lot (Photo 9). Please sweep up this area more frequently to prevent loose sediment from leaving the construction site. Please re-position the biosocks back to their original location by the end of each working day. In addition, please double check all perimeter biosocks and ensure they all have suffucient overlap in accordance with the submitted plan. This inspection consists of the initial BMP inspection for the Phase II E open lot within the security fence.
5/22/2019	Final	This inspection is considered the final BMP inspection for the Phase II of H.C. 10659.1. The finished site is in good condition. After discussion with all attendees, it was decided that biosocks placed along the harbor side would be left in place (Photos 5 to 8). In addition, the biosocks placed around the drain inlet (Photos 11 and 12) and the gravel-filled open lot adjacent to the entrance gate to the south (Photo 9) would be left in place.

FY17 One-Year Maintenance Contract for Pavement Repairs at Piers 51C, 52, and 53 Container Yard		
Inspection Date	**Type**	**Summary of Findings and Recommendations**
1/17/2019	Initial	Minor track-out and flow path of asphalt bonding agent SS-1H leading from the active paving site were observed (Photo 2). Please cleanup this area by the end of day. Contractor responded to this finding on the same day (Photo 7). The portable toilet was properly anchored and staged within the staging area (Photo 8). (Follow up photos were received as of 1/18/2019)

FY17 One-Year Maintenance Contract for Pavement Repairs at Piers 51C, 52, and 53 Container Yard		
Inspection Date	**Type**	**Summary of Findings and Recommendations**
1/31/2019	Regular / Final	Neither active paving other construction activities were observed at the time of the inspection (Photos 1 to 4). At the equipment staging area, fabric, biosocks, and portable toilet were left in place (Photo 4). The two previous land-disturbed areas were fully paved over (Photos 1 to 3). This paving project is to be resumed pending further recommendations from Matson. Therefore, this type of BMP inspection is suspended for now and will be resumed upon further notice, if not earlier than 2/14/2019.
4/1/2019	Initial	No active paving occurred at the time of inspection (Photo 4). No biosocks was installed along the proposed area to be repaved (Photo 4), since the area was still in use for container operation. No fabric filters were installed inside the trench drain. No paving activities shall start until these proper BMPs are installed in place. No spill kit was spotted at the two locations (Photos 1 and 4). Please keep a spill kit on-site. All equipment staged at staging area shall be checked daily for any potential spill/leak. This inspection is considered an initial BMP inspection upon resuming the field activities. It is anticipated that this project might be completed by the end of this week depend on weather and performance of necessary equipment. A final BMP inspection will be conducted following proper notification. (Follow up Photos were received as of 4/2/2019)
4/5/2019	Final	Paving project completed at the time of inspection. Contractor was in the process of removing the BMPs at equipment staging area (Photo 2). Loose sediment was observed on the ground (Photo 3). Contractor was notified of this finding immediately, and swept up this area following the removal of the BMPs (Photo 4). Application of permanent post-construction BMP is not suitable for this project. This is considered the final BMP inspection for this project. (Follow up photos were received on the same day)

Matson Sand Island Terminal Warf and Yard Modifications		
Inspection Date	**Type**	**Summary of Findings and Recommendations**
1/8/2019	Initial	Contaminated soil was encountered during trenching excavation at CSS, and excavated soil was stockpiled within CSS area and at the southeast corner of the staging yard. Majority of the stockpile staged within the staging yard had been removed from the site (Photo 3). Remaining materials can be reused on-site. Sediment and litter were observed on the filter fabric installed inside the trench drain adjacent to the CSS area (Photo 13). Please maintain this BMP on a timely basis. Please empty the trash bin stored inside the CSS area asap and keep up the general housekeeping condition at all active sites (Photos 1, 2, and 10).
1/22/2019	Regular	Contaminated soil was encountered during trenching excavation at CSS, and excavated soil was stockpiled at the southeast corner of the staging yard (Photo 6). The filter fabric used for the trench drain adjacent to the CSS area, showed signs of deterioration with excessive construction debris and litter accumulated on top (Photo 13). Big holes were observed on some biosocks bermed along the trench drain (Photo 14). Please maintain these BMPs ASAP, and replace the filter fabric and biosocks no later than 2/5/2019, prior to reaching out their limitations. Groundwater pumped out from the excavated area was accidentially released onto the adjacent pavement during transferring to the water tank truck. The released groundwater passed through the biosocks and appeared to have flowed into one storm drain nearby (Photo 11). No signs of petroleum hydrocarbon contamination were observed during the excavation where the groundwater was coming from. Please note that discharging groundwater that is removed from excavation, trenches, foundations, vaults, or other similar points of accumulation, directly into Harbors drainage system without a dewatering permit in place is strictly prohibited. Please take extra caution to prevent this type of incident from occuring again in the future. Uncontaminated groundwater could be used for dust control with the amount not causing a free flow. Light brown staining was observed on pavement adjacent to the excavated area on Pier 51C (Photo 10). Please clean up this area on a regular basis.

Matson Sand Island Terminal Warf and Yard Modifications		
Inspection Date	**Type**	**Summary of Findings and Recommendations**
2/8/2019	Regular	(Follow up photos were received as of 1/23/2019) Please keep up general housekeeping practices. (Follow up photos were received on the same day)
2/19/2019	Regular	Rain water mingled with fine soil particles (likely derived from pavement sawcutting) was flowing into adjacent trench drain (Photo 15). No biosocks were installed along the limits of the active construction site at Pier 52 (Photo 13). Rain water with fine soil particles was observed in the same area flowing into an adjacent trench drain (Photo 15). Contractor was notified immediately and installed biosocks along the active site on the same day of inspection (Photo 16). It is likely that the fine soil particles may have come from pavement sawcuting operation. Please install proper BMP to mitigation pollutants generated. Meanwhile, It is highly recommended that fabric filter be installed at this storm trench drain as a "last line" of defense to further prevent construction-generated pollutants from entering Harbors drainage system. Stockpiles inside the southern portion of the Staging Yard were not fully covered at the time of the inspection (Photo 9). Contractor covered all stockpiles in this area by the end of the day (Photo 10). Loose sediment was observed in the nearby puddle. Please ensure all stockpiles are properly bermed around, and remove loose sediment accumulated in the area. Concrete debris was observed on pavement and biosocks next to the Concrete Waste Bin staged inside CSS area (Photo 18). Please clean up this area on a timly basis. (Follow up photos were received on 2/20/2019)
3/8/2019	Regular	Tire trackings and substantial loose sediment were observed close to stockpiles inside the Staging Yard (Photos2, 3, and 4). Following on-site notification, the Contractor swept up the area (Photo 23; received on 3/9/2019). Active trenching area close to pier front needed to be bermed around to minimize loose sediment from leaving the job site (Photo 15). At the time of the inspection, the Contractor placed biosocks along the site limits (Photo 16). Concrete debris was observed on pavement next to the portable station at Pier 51C (Photo 12). Please clean up this area on a timely basis.

Matson Sand Island Terminal Crane Demolition		
Inspection Date	**Type**	**Summary of Findings and Recommendations**
10/28/2019	Initial	The pavement underneath one of the traffic barrier appeared to be wet (Photo 15). Based on information provided by Paceco representative, it was caused by tap water leaking from the traffic barrier. If it turns out to be a fast-leak, it is recommended this unit be replaced. If fugitive dust becomes a concern, please have a water truck standby when crane demolition is in action. This is the initial site BMP inspection.
11/12/2019	Regular	No stabilized construction ingress/egress were installed at the Controlled Collapse area as originally planned, since it was deemed impractical. Minor track-outs were observed at both entrance to the same area (Photos 21 and 28) as a result. Please increase sweeping frequency at this area to minimize loose sediment from leaving the job site. Loose sediment was observed outside Aggregate Staging area (Photo 14) and Controlled Collpase area (Photos 21, 22, and 28). Please sweep up these areas on a regular basis.

Matson Sand Island Terminal Crane Demolition		
Inspection Date	**Type**	**Summary of Findings and Recommendations**
11/25/2019	Regular	No stabilized construction ingress/egress were installed at the entrance to the Controlled Collapse area as originally planned (Photo 18), since it was deemed impractical. Please increase sweeping frequency at this area to minimize loose sediment from leaving the job site. Loose sediment was observed outside the Controlled Collapse area (Photo 16). Please sweep up the surrounding area on a regular basis. A portion of silt fence and biosocks weren't in place at the time of inspection (Photo 10). Following up to this finding, the contractor finisheded the installation as of 11/26/2019 (Photo 11). Please have water tank truck stand-by and apply water during controlled crane demolition to suppress any fugitive dust. Two cylinders of acetylene were stored close to a group of oxygen cylinders at the time of the inspection and not properly secured (Photo 7). Following up this finding, the contractor stored the acetylene cylinders away from oxygen cylinders and tied them up to one side of the on-site cargon container (Photo 8). Five of six 55gallon drums containing petroleum hydrocarbon products were observed on-site (Photo 21). Please note that a secondary containment would be necessary if any container with size of 55-gallon and above were to be stored on-site for extended timeframe (e.g., overnight). (All follow up photos were received as of 12/5/2019).
12/9/2019	Regular	The aggregate materials used to buffer the impact from the controlled crane collapse are presumablely contaminated with lead following demolition, since the paint materials on crane were considered leadcontaining material. No stabilized construction ingress/egress were installed at the entrance to the Controlled Collapse area as originally planned (Photos 18 and 22), since it was deemed impractical. Please increase sweeping frequency at this area to minimize loose sediment from leaving the job site. A row of sprinkler system was in the process of being installed on the top of the perimeter fence (Photos 20 and 21). Matson's contractor is also planning to set another layer of portable impulse tripod lawn sprinkler system along the project bounday on the south and east sides at least. Please update the SWPPP (i.e. at least Sections 7 and 10 and Appendix contains amendment log) to reflect this change. (Follow up photo was received as of 12/12/2019)
12/23/2019	Regular	The aggregate materials used to buffer the impact from the controlled crane collapse are presumablely contaminated with lead following demolition, since the paint materials on crane were considered leadcontaining material. No stabilized construction ingress/egress were installed at the entrance to the Controlled Collapse area as originally planned (Photo 17), since it was deemed impractical. Please increase sweeping frequency at this area to minimize loose sediment from leaving the job site. Sections of perimeter biosocks installed along the south boundary seemed lacking of sufficient overlap at the ends (Photos 14 and 15). Please reposition the perimeter biosocks properly to minimize sediment from being carried off-site. Please continue to update SWPPP when it is applicable (Photo 4) and keep one updated copy on-site.

TOELL U.S.A. Nimitz Factory		
Inspection Date	**Type**	**Summary of Findings and Recommendations**
1/8/2019	Regular	Petroleum contaminated soil was encountered during the footing excavation. Excavated contaminated soil was temporarily stockpiled on-site pending analytical results for disposal. The stockpile was covered with plastic and bermed around. Minor track-out was observed at the construction entrance at the southeast corner of the site (Photo 6). Please cleanup this entrance by the end of each working day. The middle section of the biosocks placed along the street inlet appeared to have fallen in (Photo 3). Please cleanup the loose debris accumulated in the area and restore this section of biosocks. (Follow up photos were received as of 1/15/2019)
1/18/2019	Regular	Petroleum contaminated soil encountered during the footing excavation had been removed from the site (Photo 9). Please ensure to place biosocks back into their place to continuously berm around the unpaved area (Photo 9). Keep up the good housekeeping practices. Scheduling of this inspection was advanced to avoid a potential training schedule conflict on the Contractor side.

TOELL U.S.A. Nimitz Factory		
Inspection Date	**Type**	**Summary of Findings and Recommendations**
2/5/2019	Regular	Petroleum contaminated soil encountered during the footing excavation had been removed from the site. One section of biosocks placed along the east side of the unpaved area was in deteriorated condition and needs to be replaced (Photo 12). Please keep up the good housekeeping practice on a daily basis to prevent fine soil particles from leaving the job site (Photos 5 and 9). (Follow up photo was received as of 2/15/2019)
2/19/2019	Regular	Insufficient biosocks overlap was observed along the fence adjacent to North Nimitz Highway (Photo 4). Biosocks need to be placed along perimeter of unpaved area with overlap of at least six inches. The fabric filters installed at two drain inlets (Photos 2 and 5), appeared in poor condition and were partially fallen in. Both needed to be replaced. During the record review, two rounds of self-inspection records were missing. Please email us copies of such records and keep all records on-site for future inspections. (Follow up photos were received as of 2/28/2019)
3/5/2019	Regular	Please dispose of all construction waste properly upon completion of this project and keep up the good general housekeeping on-site.
3/27/2019	Regular	Section of biosocks placed along the east boundary were broken and in deteriorated condition (Photo 9). Please dispose of all construction waste properly upon completion of this project and keep up the good general housekeeping on-site (Photo 4). Excessive construction debris were observed on fabric filter inside drain inlet west of the new structure (Photo 2). Please replace this fabric filter.
4/2/2019	Regular	Section of biosocks placed along the east boundary were in deteriorated condition (Photo 8). Please replace these biosocks as soon as practical and sweep up any loose content on the ground. Please dispose of all construction waste properly upon completion of this project and keep up the good general housekeeping condition (Photo 4). Harbors BMP inspection frequency will change from every two weeks to every two months from now on. It is anticipated that this project be completed around mid of April. Please inform Harbors Environmental Section when the site is ready for final BMP inspection, or if there is an unexpected schedule change.
4/18/2019	Conditional Final	Perimeter biosocks were removed and staged at the northeast corner of the site (Photo 9). General housekeeping is good except that one spot of oil sheen was observed in the newly paved parking area east of the new facility (Photo 8). Please clean up this oil-stained spot on the pavement on a timely basis and to the extent that it will not generate a sheen when it rains. This is considered the final BMP inspection for the renovation of TOELL's Nimitz facility. The contractor is waiting for a CCH permit so that they can start the demolition of the storage shed and convert it into a parking lot. Please inform Harbors Environmental Section when the permit is granted for the storage shed demolition.

Attachment 12.a

List of Reviewed HDOT-Harbors Construction and Post-Construction Projects

Attachment 12a.
Reviewed HDOT Harbors Division Projects

HC Number	Common Date	NPDES Permit No.	Project Location	Harbor	Project Title	Project Description	Exempt Project	Reviewed Documents and Remarks
HC 10628	2/14/2019	N/A	Pier 2	Honolulu Harbor	Install Air Curtains at Pier 2 Terminal	The scope of work consists of installing air curtains at Pier 2 Terminal of Honolulu Harbor.	Yes	BMP Plan
HC 10669	9/13/2019; 10/25/2019	HIR10C200	Piers 51A and 51B	Honolulu Harbor	One-Year Maintenance Contract for Pavement Repairs at Piers 51A & 51B Container Yard	The scope of work consists of repairing damaged asphalt pavement at Piers 51A & 51B Container Yard, Honolulu Harbor.	No	BMP Plan
HC 10680	2/13/2019	N/A	KIPA	Honolulu Harbor	Keehi Industrial Lots Improvements	In general, the scope of work consists of preparation of EHE and EHMP for Keehi Industrial Lots Area.	No	EHE and EHMP; Specifications and Proposal
HC 10685	12/13/2019	N/A	Pier 7	Honolulu Harbor	Subsidence Repair at Pier 7	The scope of work consists of subsidence repairs at Pier 7 of Honolulu Harbor	Yes	BMP Plan
HC 10688	10/9/2019; 11/5/2019	N/A	Pier 29	Honolulu Harbor	Repair Waterline at Pier 29	The scope of work for this project consists of replacing an existing waterline, waterline hatch and covers, and a fireline at Pier 29 at Honolulu Harbor.	Yes	BMP Plan
HC 10689	10/29/2019	N/A	Pier 38	Honolulu Harbor	Repair Fenders andBollards at Pier 38	The scope of work for this project consists of repairing fenders and bollards at Pier 38 of Honolulu Harbor.	Yes	BMP Plan
HC 10691	8/5/2019	N/A	Pier 39	Honolulu Harbor	Repair Concrete Pavement at Pier 39	The scope of work consists of concrete pavement repair at Pier 39 of Honolulu Harbor.	Yes	BMP Plan
HC 10692	2/25/2019	N/A	Pier 51A	Honolulu Harbor	Bank Stabilization at Pier 51A	The scope of work for this project consists of performing bank stabilization repairs at Pier 51A at Honolulu Harbor. (Erosion actively occuring at the bank due to dragging of the mooring lines that are secured to the adjacent bollard.)	Yes	BMP Plan
HC 10695	10/10/2019	N/A	Piers 24 to 26	Honolulu Harbor	Substructure Repair at Piers 24 to 26	The scope of work for this project consists of substructure repairs at Piers 24 to 26 of Honolulu Harbor.	Yes	BMP Plan
HC 10696	4/8/2019	N/A	Piers 8 and 10	Honolulu Harbor	Substructure Repairs at Piers 8 and 10	The scope of work for this project consists of substructure repairs at Piers 8 and 10 of Honolulu Harbor.	Yes	BMP Plan
HC 10704	4/16/2019	N/A	Pier 1	Honolulu Harbor	Repair Fencing at Pier 1	The scope of work for this project consists of repairing fencing at Pier 1 of Honolulu Harbor.	Yes	BMP Plan
HC 10710	5/21/2019	N/A	Pier 51A	Honolulu Harbor	Fender Repair at Pier 51	The work to be done under this project includes furnishing of all labor, material, and equipment necessary to replace damaged and missing rubber cylindrical fenders at Pier 51, Honolulu Harbor.	Yes	BMP Plan
HC 10717	10/21/2019	N/A	Pier 24	Honolulu Harbor	Subsidence Repairs at Pier 24	Subsidence repairs at Pier 24, Honolulu Harbor	Yes	BMP Plan, Site-Specific Health and Safety Plan

HC Number	Common Date	NPDES Permit No.	Project Location	Harbor	Project Title	Project Description	Exempt Project	Reviewed Documents and Remarks
HC 10719	4/8/2019	N/A	Pier 10	Honolulu Harbor	Repair Rooftop Air Conditioning Units at Pier 10 Terminal	The scope of work for this project consists of repairing rooftop air conditioning units at Pier 10 Terminal.	Yes	BMP Plan
HC 10720	10/7/2019	N/A	Piers 31 to 34	Honolulu Harbor	Substructure and Waterline Repairs at Piers 31 to 34	The scope of work for this project consists of substructure and waterline repairs at Piers 31 to 34 of Honolulu Harbor.	Yes	BMP Plan
HC 10721	2/19/2019	N/A	Pier 1	Honolulu Harbor	Substructure and Pile Repairs at Pier 1	The scope of work for this project consists of performing substructure and underwater pile repairs at Pier 1 of Honolulu Harbor.	Yes	Specifications and Plans/Drawings
HC 10722	3/7/2019	N/A	Pier 1	Honolulu Harbor	Repair Water Laterals at Pier 1	The scope of work for this project consists of repairing water laterals at Pier 1 of Honolulu Harbor.	Yes	Preliminary Plans and Specifications
HC 10723	12/19/2019	N/A	Pier 2	Honolulu Harbor	Repair Sidewalk at Pier 2	The scope of work for this project consists of repairing a concrete sidewalk, curb, and gutter, removing planters and reducing the height of walls at Pier 2 of Honolulu Harbor	Yes	Preliminary Plans and Specifications
HC 10724	2/5/2019	N/A	Pier 36	Honolulu Harbor	Subsidence Repairs at Pier 36	The work to be done on this project includes furnishing all labor, materials and equipment necessary to perform subsidence repairs at Pier 36 at Honolulu Harbor, Oahu, Hawaii.	Yes	BMP Plan
HC 10725	2/21/2019	N/A	Piers 51 and 53	Honolulu Harbor	Fencing Repair at Piers 51 & 53	The scope of work consists of repairing chainlink fences at Piers 51 and 53, Honolulu Harbor, Oahu, Hawaii.	Yes	Design Plans and Drawings
HC 10726	3/13/2019; 8/27/2019	N/A	Pier 9	Honolulu Harbor	Substructure Repairs at Pier 9	The scope of work consists of substructure repairs at Pier 9 of Honolulu Harbor.	Yes	Pre-Final Design Plans, Specifications, and cost estimates; BMP Plan
HC 10727	11/27/2019	N/A	Pier 11 Shed	Honolulu Harbor	Repair Tile Roof at Pier 11 Shed	Repair tile roof at Pier 11 Shed, Honolulu Harbor.	Yes	Lead-Containing Paint Removal Work Plan; Asbestos Removal and Disposal Work Plan
HC 10738	1/26/2019	N/A	Pier 11 Shed	Honolulu Harbor	Repair Mezzanine Roof and Railings at Pier 11 Shed	The scope of work consists of repairing of mezzanine roof and railings at Pier 11 Shed next to Honolulu Harbor.	Yes	Preliminary Plans and Specifications
HC 10739	8/22/2019	N/A	Pier 11 Shed	Honolulu Harbor	Repair Steel Truss at Pier 11 Shed	The scope of work consists of repairing steel truss at Pier 11 Shed.	Yes	BMP Plan

HC Number	Common Date	NPDES Permit No.	Project Location	Harbor	Project Title	Project Description	Exempt Project	Reviewed Documents and Remarks
HC 10741	1/11/2019	N/A	Pier 51	Honolulu Harbor	Bollards Repair at Pier 51	The scope of work consists of repairing bollards at Pier 51 of Honolulu Harbor.	Yes	Specifications and Plans/Drawings
HC 10742	10/29/2019	N/A	Various Locations	Honolulu Harbor	Fence Repair at Honolulu Harbor	Fence repairs at corner of Ala Moana Boulevard and Forrest Avenue, and Chiller Yard at Pier 11 of Honolulu Harbor	Yes	BMP Plan
HC 10743	3/18/2019	N/A	Pier 17	Honolulu Harbor	Replacement of Bullrails at Pier 17 Connector Road	The scope of work consists of bullrails replacement at Pier 17 Connector road next to Honolulu Harbor	Yes	Preliminary Plans and Specifications
HC 10744	9/23/2019	N/A	Piers 51 to 52	Honolulu Harbor	Light Pole Repairs at Piers 51 to 52	The scope of work consists of completely removing three existing light pole assemblies and related appurtenances and installing three new light pole luminaire assemblies and related appurtenances, including new foundations and stanchions, in different locations as coordinated with the tenants/users at Piers 51 and 52, Honolulu Harbor.	Yes	Preliminary Plans and Specifications
HC 10748	4/26/2019	N/A	Pier 10	Honolulu Harbor	Installation of Roll-Up Door at Pier 10 Shed	The scope of work consists of installation of roll-up door at Pier 10 Shed.	Yes	Pre-final Plans and Specifications
HC 10749	1/14/2019	HIR10C200	Piers 51A and51B	Honolulu Harbor	FY19 One-Year Maintenance Contract for Pavement Repairs at Piers 51A and 51B.	The scope of work consists of repairing damaged asphalt pavement at Piers 51A & 51B Container Yard, Honolulu Harbor.	No	Preliminary Plans andSpecifications
HC 10750	1/14/2019	HIR10C108	Piers 51C, 52 & 53	Honolulu Harbor	FY19 One-Year Maintenance Contract for Pavement Repairs at Piers 51C, 52, and 53.	The scope of work consists of repairing damaged asphalt pavement at Piers 51C, 52, and 53 Container Yard, Honolulu Harbor.	No	Construction Site Design Review Checklist; SWPPP
HC 10754	5/8/2019	N/A	Pier 22	Honolulu Harbor	Drain Line Repair at Pier 22	This work is scoped to repair drain line at Pier 22, Honolulu Harbor	Yes	BMP Plan
HC 10755	5/5/2019	N/A	Oahu Maintenance Baseyard	Keehi Lagoon	Install Storm Water Sampling Station	This scope of work consists of installating storm water sampling system and providing equipment maintenance and sample collection training to DOT Harbors Division Environmnetal Section personnel and their environmental consultants who will subsequently be performing the routine inspection & maintenance of the automated sampling equipment and the collection of storm water samples for laboratory analyses.	Yes	Design Plan
HC 10756	4/10/2019	N/A	Oahu Baseyard	Honolulu Harbor	Roof Repairs at Oahu District Baseyard	This work is scoped to repair the roof at Oahu District Baseyard	Yes	Preliminary Plans and Specifications

HC Number	Common Date	NPDES Permit No.	Project Location	Harbor	Project Title	Project Description	Exempt Project	Reviewed Documents and Remarks
HC 10758	8/24/2019	N/A	Pier 2, Pier 10/11, and Pier 51C/52	Honolulu Harbor	Removal and Insllation of Security Facilities	ProjectDescription "The work to be done on this project consists of furnishing all labor, materials, and other expenses required to remove the existing harbor security facilities at Honolulu Harbor, Oahu, Hawaii. The work consists of, but not limited to, the following: A. Removing and disposing existing crash barrier gates and removable bollards; demolishing and removing concrete leveling pads; B. Demolishing, removing and disposing existing guard shacks; demolishing and removing existing concrete floor slabs, accessible concrete ramps and speed bumps; C. Removing and salvaging CCTV pole and light pole; demolishing and removing existing concrete pedestal and footing; D. Installing new prefabricated guard shack and removable pipe bollards."		Plans and Specifications
HC 10759	12/10/2019	N/A	Pier 2	Honolulu Harbor	Replace Emergency Generator Fuel Tank at Pier 2	The work to be done on this project includes furnishing all labor, materials and equipment necessary to remove and replace the existing aboveground emergency generator fuel tank and associated aboveground fuel piping servicing Pier 2 Terminal at Honolulu Harbor.	Yes	Design Plans and Drawings
HC 10769	10/15/2019	N/A		KBPH	Repair Trench Drain Grates	The scope of work consist of providing new trench drain grates to Kalaeloa Barbers Point Harbor.	Yes	Specifications and Plans/Drawings
HC 10772	11/29/2019	N/A	Pier 11	Honolulu Harbor	Fender and Substructure Repairs at Pier 11	The scope of work consists of repairing substructure spalls and delaminations on the underside of the pier and installing a new concrete fender system at Pier 11, Honolulu Harbor, Oahu.	Yes	Pre-final Design Plans, Specifications, and Cost Estimate
HC 10774	10/30/2019	HIR10C108	Piers 51A and 51B	Honolulu Harbor	FY20 One-Year Maintenance Contract For Pavement Repairs at Piers 51A and 51B Container Yard	The scope of work consists of repairing damaged asphalt pavement at Piers 51A & 51B container yard in Honolulu Harbor.	No	Preliminary Plans and Specifications

Attachment 12.b

List of Reviewed HDOT-Harbors Tenant Construction and Post-Construction Projects

Attachment 12a.
Reviewed HDOT Harbors Division Projects

Tenant	Common Date	NPDES Permit No.	Project Location	Harbor	Project Title	Project Description	Exempt Project	Reviewed Documents and Remarks
United Fishing Agency	2/6/2019	N/A	Pier 38	Honolulu Harbor	New Trench Drain and Replacement of Fish Scale Interceptors at the Domestic Commercial Fishing Village.	This project is scoped to replace the fish scale interceptor at the Domestic Commercial Fishing Village. A new canopy will be installed adjacent to the existing building.	Yes	Design Plans and Drawgings.
Matson	3/25/2019	HIR10F496	Piers 52 and 53	Honolulu Harbor	Matson 12kV Underground Service Upgrade	To upgrade Matson's existing 12kV underground electrical service due to increased loads as a result of them converting some diesel powered cranes to electric. The scope of work includes installing new ducts, manholes and underground cable to feed Matson's existing switchgear (V5207).	No	Design Plans and Drawgings. Notification Form for Project Site Disturbing Less Than One Acre.
Matson	6/27/2019	HIR10F936	Piers 52 and 53	Honolulu Harbor	Controlled Collapse of 4 STS Cranes	This project consists of the demolition of four existing Ship-to-Shore (STS) cranes that are located at Matson Terminal at Honolulu Harbor. The four cranes are designated as Cranes Nos. A6, A7, P1, and P2.	No	Crane Demolition Plan
Matson	8/28/2019	HIR10F496	Piers 51, 52, and 53	Honolulu Harbor	Controlled Collapse of 4 STS Cranes	This project consists of the demolition of four existing Ship-to-Shore (STS) cranes that are located at Matson Terminal at Honolulu Harbor. The four cranes are designated as Cranes Nos. A6, A7, P1, and P2. The scope of work includes preparing the cranes for a controlled collapse, demolishing the cranes using a controlled collapse technique, and appropriately disposing of the demolished cranes and other associated material and debris. The existing asphalt pavement of the dock at the Matson Terminal shall remain in place. Sand and soil material will be placed on the pavement to provide a "cushion" layer for the cranes as they are collapsed. After completion of the removal of the cranes, the sand and soil material will be properly handled and disposed. The total area expected to be disturbed by construction activities, including storage and staging areas, is approximately 2.0 acres. Construction support activities include equipment staging, material storage, and stockpiling areas.	No	Drawings and Documents for Design Review; Crane Demolition Plan

Tenant	Common Date	NPDES Permit No.	Project Location	Harbor	Project Title	Project Description	Exempt Project	Reviewed Documents and Remarks
HECO	10/10/2019	N/A	Sand Island Road 2 and Triple FFF Properties	Honolulu Harbor	Auiki Street 46 KV Ductline Project at Triple FFF Property for HECOAuiki Street Substation (for Kapalama Container Terminal)	This project will consist of underground duct-lines that will extend from a pole within Road 2, to cross under the Triple FFF site, then enter the City righ-ofway in Auiki Street. The project is an off-site components of, and is to support, the proposed new HECO Substation o Auiki Street that will be providing power for the Kapalama Container Terminal Yard.	Yes	Construction Plans and Drawings
HPU	12/4/2019; 12/18/2019	N/A	Pier 9	Honolulu Harbor	Fog Machine	HPU and its wholly-owned subsidiary Hawaii Lifestyle Retail Properties would like to use fog machines with non-toxic fluids during events held on the Pier 9 Stage.	Yes	BMP Plan in form of Memorandum
UHMC	12/12/2019	N/A	Pier 35	Honolulu Harbor	Pavement Repair	The scope of work consists repairing deteriorated asphalt pavement at Pier 35	Yes	BMP Plan
Matson	12/18/2019	N/A	Pier 53C	Honolulu Harbor	Crane Painting Project	This project includes wash, spot prime and two more coats of paint.	No	BMP Plan
Marisco	12/23/2019	N/A	Pier 9	Honolulu Harbor	Installation of Mooring Bollards	The scope of work consists repairing deteriorated asphalt pavement at Pier 35	Yes	BMP Plan

Attachment 13

Kalaeloa Barbers Point Harbor Stockpile Inspection Report

2019 ANNUAL STOCKPILE INSPECTION
KALAELOA BARBERS POINT HARBOR
HAWAII STATE OF TRANSPORTATION, HARBORS DIVISION

Date of Inspection: December 20, 2019 **Inspector (HAR-EE)**: Joy Zhang

An annual inspection of the coral stockpiles 1, 2A, 2B, 2C, 3, 4, and 5 at Kalaeloa Barbers Point Harbor (KBPH) was conducted to determine the general condition of the chemical stabilization, sediment barriers and natural vegetation barriers. Chemical stabilization and sediment barriers were last applied to Stockpiles 3 and 4 in November 2012. Stockpile 5 received chemical stabilization treatment in February 2014. Removal of Stockpile 2A by D. R. Horton ceased in 2018 due to unsuitability of the dredged materials encountered at lower depths. Chemical stabilization was being applied at the time of this inspection in conjunction with runoff control BMPs to enhance on-site infiltration.

As documented in the 2018 annual inspection, natural vegetation growth increased substantially at most of the stockpiles due to ample rainfall received over the past year. Vegetation growth has stabilized much of the bottom slope areas and reduces bio-sock exposure to the elements – enhancing and prolonging their effectiveness. Vegetation growth has also served to stabilize most of the sloped areas around the remaining stockpiles.

Stockpile 1: This stockpile was completely removed by Kapolei Development earlier in 2015. As shown in Photo 1, the site is sloped inward to retain runoff and vegetation has been continuously growing over the site.

Photo 1: Overview of former site of Stockpile 1 from the top of Stockpile 2A (facing west-southwest).

Stockpile 2A: As reported in 2018 Annual Compliance Report (ACR), D.R. Horton obtained approval of their NPDES NOI-C permit, Storm Water Pollution Prevention Plan (SWPPP) and other necessary DOT-Harbors approvals and commenced removal of stockpile material from Stockpile 2A in March 2017. Removal operations continued through August 2018 and regular inspections (i.e., bimonthly from April to September and biweekly during the rest of the year) by Harbors Property Management (HAR-PM) and the Engineering Environmental Section (HAR-EE) were conducted to ensure compliance with the Right-of-Entry (ROE) Agreement and to promote the compliance with the NPDES NOI-C permit. A detailed discuss could be found in 2018 Stockpile Inspection Report, which is part of the 2018 ACR.

The current condition of Stockpile 2A is shown in Photos 2 to 8. Signs of runoff erosion were observed along the side of driving ramp to the top of Stockpile 2A (Photo 4). Vegetation growth increased substantially in the middle along the down slope (Photo 6). Sparse vegetation started at the top of Stockpile 2A (Photos 5 and 8). Majority of south and north sides of the slope were continuing to be covered by thick vegetation (Photos 1 and 7). Even though, evident of runoff erosion was observed, the raised-berm along the top edge, existing vegetation, and oil stabilizer appeared to efficient in minimizing wind erosion. Therefore, re-application of chemical stabilization is not recommended.

Photo 2: Stockpile 2A sit on the right side of the paved road, heavily vegetated on the south side (facing northwest).

Photo 3: View of entrance to former site of Stockpile 1 and Stockpile 2A, blocked with one piece of hexagon concrete foundation pile (facing northwest).

Photo 4: View of access road to top of Stockpile 2A. Loose gravel possibly brought down by heavy rain scattered down the slope (facing southeast).

Photo 5: Top of Stockpile 2A along raised-berm perimeter, covered by sparse vegetation (facing southeast).

Photo 6: View of the top of the vegetated slope in the middle of Stockpile 2A (facing east).

Photo 7: View of the north side of Stockpile 2A, heavily vegetated (facing southeast).

Photo 8: View of the south end of Stockpile 2A (facing southeast). Piles of rocks left on site.

Stockpiles 2B and 2C: Vegetation growth has increased substantially around and between Stockpiles 2B and 2C (Photos 9 and 10). There were no signs of erosion - so re-application of

chemical stabilization is not recommended. Construction of newly paved open yards, northwest of Stockpile 2B and southeast of Stockpile 2C, were completed in May 2019 (Photos 11 and 12).

Photo 9: Overview of Stockpile 2C, heavily vegetated (facing northwest).

Photo 10: North side of Stockpile 2C, heavily vegetated (facing northwest).

Photo 11: Newly paved open yard, northwest of Stockpile 2B (facing south). Kalaeloa Barbers Point Harbor is to the right.

Photo 12: Overview of the newly paved open yard with security fence installed along the boundary (facing northeast), across the roadway from Stockpile 2C.

Stockpile 3: The vegetation growth was again found to be heavy at the base of and along the slope of Stockpile 3 as was observed in the past and continues to provide very effective, natural erosion control (Photos 12 to 15). The heavy vegetation is also protecting the bio-socks from the elements. The bio-socks which are laid inside concrete pile butts are still in good condition and do not require replacement.

Photos 12: View of the south end of Stockpile 3, heavily vegetated (facing northeast).

Photos 13: Overview of the east side of Stockpile 3 (facing northwest).

Photo 14: Overview of the west side of Stockpile 3, heavily vegetated (facing northeast).

Photo 15: Arrays of concrete pile butts placed along the west side of the Stockpile 3, next to John Wayne Avenue (facing southwest).

Stockpile 4: The vegetation growth around the base perimeter of Stockpile 4 has grown thicker and taller than was observed last year around the same time (Photos 16 and 17). The thick vegetative growth provides effective erosion control and protects the bio-socks from the elements. The small size of this stockpile combined with the vegetation growth and lack of any evidence of erosion precludes the need to re-apply chemical stabilization to this stockpile.

Photo 16: Heavy vegetation growth around Stockpile 4.

Photo 17: Heavy vegetation along south slope of Stockpile 4.

Removal of Stockpiles 3 & 4. As documented in 2019 ACR, the DOT Harbors Division terminated the Department of Hawaiian Home Lands (DHHL) Right-of-Entry (ROE) due to inactivity in 2017. It is currently investigating the feasibility of re-purposing the dredged material at Stockpiles 3 & 4 – as well as Stockpiles 2A, 2B & 2C - in support of the development of KBPH in accordance with its 2040 master plan. Removal of Stockpiles 3 & 4 is essential as their current locations will impede the development of the eastern side of KBPH.

Stockpile 5: Stockpile 5 was again found to have signs of runoff erosion - and possibly wind erosion as well – as was observed in the past two years (Photo 18). The sediment eroded by storm water from this site is contained in a downstream drainage/retention basin with considerable vegetative growth and quite far from the ocean - thus minimizing the risk of the stockpile material reaching nearby waterways and the ocean. Chemical stabilization reapplication at Stockpile 5 are recommended upon further consultation with Oahu District, which would then be implemented when funding becomes available.

Photo 18: Overview of Stockpile 5 from Hanua Street (facing southwest).

Summary & Recommendations: Rainfall at Kalaeloa during 2019 sustained vegetative growth on and around former Stockpile 1 area, and Stockpiles 2A, 2B, 2C, 3 & 4 that continue to stabilize the stockpiles and, in conjunction with existing BMPs (concrete pile butts and bio-socks), provide adequate wind and soil erosion protection. This growth largely eliminates the need for re-application of chemical stabilizing agents at majority of the stockpiles. The vegetation has also served to prolong the life of most of the bio-socks by limiting their exposure to the elements.

Application of soil stabilization is recommended for Stockpile 5 upon further consultation with Oahu District Office and then implemented when funding becomes available. Re-purposing of the remaining Stockpile 2A material as well as those from other KBPH stockpiles is currently being investigated for potential use by DOT-Harbors KBPH development projects.

Attachment 14

MS4 and Permanent BMP Inspection Log

Attachment 14.
MS4 and Permanent Best Management Practices Inspection Log

WorkOrder ID	Description	Priority	Status	Submit To	Proj Start Date	Proj Finish Date	Location
8305	Inspect Comprehensive & Clean BMP	3	CLOSED	Zhang, Joy	01/2/2019 09:05	12/31/2019 04:30	Pier 35

Attachment 15.a

Storm Drain Screening Inspection Log

Attachment 15a.
Storm Drain Inlet Screening

Inspection ID	Inspection Type	Date Inspected	Inspected By	Status	Submit To	Location	Finish Date	Work Order ID	District	Entity Type	Entity Uid	Entity Sid	Resolution
11148	Storm Inlet Insp Screening	01/10/2019 07:55	Inouye, Ken	CLOSED		HO02,	01/14/2019 10:20	7040	HONOLULU HARBOR	INLET STATUS	SDIHO020814	719	Followup Work Not Required
11147	Storm Inlet Insp Screening	01/10/2019 07:56	Inouye, Ken	CLOSED		HO02,	01/14/2019 10:20	7040	HONOLULU HARBOR	INLET STATUS	SDIHO020812	718	Followup Work Not Required
11163	Storm Inlet Insp Screening	01/10/2019 07:57	Inouye, Ken	CLOSED			01/14/2019 10:20	7040	HONOLULU HARBOR	INLET STATUS	SDIHO0538914	785	Followup Work Not Required
10933	Storm Inlet Insp Screening	01/10/2019 07:58	Inouye, Ken	CLOSED		HO02, Access Road between FTZ and Ala Moana Boulevard	01/14/2019 10:21	7040	HONOLULU HARBOR	INLET STATUS	SDIHO020804	277	Followup Work Not Required
10934	Storm Inlet Insp Screening	01/10/2019 07:58	Inouye, Ken	CLOSED		HO02, Access Road between FTZ and Ala Moana Boulevard	01/14/2019 10:21	7040	HONOLULU HARBOR	INLET STATUS	SDIHO020806	278	Followup Work Not Required
10935	Storm Inlet Insp Screening	01/10/2019 07:58	Inouye, Ken	CLOSED		HO02, Access Road between FTZ and Ala Moana Boulevard	01/14/2019 10:20	7040	HONOLULU HARBOR	INLET STATUS	SDIHO020808	279	Followup Work Not Required
10921	Storm Inlet Insp Screening	01/10/2019 07:59	Inouye, Ken	CLOSED		HO02, Access Road between FTZ and Ala Moana Boulevard	01/14/2019 10:20	7040	HONOLULU HARBOR	INLET STATUS	SDIHO020810	265	Followup Work Not Required
10938	Storm Inlet Insp Screening	01/10/2019 08:00	Inouye, Ken	CLOSED		HO02, Channel Street	01/14/2019 10:19	7040	HONOLULU HARBOR	INLET STATUS	SDIHO020642	285	Followup Work Not Required
10939	Storm Inlet Insp Screening	01/10/2019 08:00	Inouye, Ken	CLOSED		HO02, Channel Street	01/14/2019 10:19	7040	HONOLULU HARBOR	INLET STATUS	SDIHO020644	286	Followup Work Not Required
10936	Storm Inlet Insp Screening	01/10/2019 08:01	Inouye, Ken	CLOSED		HO02, Channel Street	01/14/2019 10:20	7040	HONOLULU HARBOR	INLET STATUS	SDIHO020650	283	Followup Work Not Required
10937	Storm Inlet Insp Screening	01/10/2019 08:01	Inouye, Ken	CLOSED		HO02, Channel Street	01/14/2019 10:19	7040	HONOLULU HARBOR	INLET STATUS	SDIHO020640	284	Followup Work Not Required
10940	Storm Inlet Insp Screening	01/10/2019 08:02	Inouye, Ken	CLOSED		HO02, Channel Street	01/14/2019 10:19	7040	HONOLULU HARBOR	INLET STATUS	SDIHO020522	287	Followup Work Not Required
10941	Storm Inlet Insp Screening	01/10/2019 08:02	Inouye, Ken	CLOSED		HO02, Channel Street	01/14/2019 10:19	7040	HONOLULU HARBOR	INLET STATUS	SDIHO020520	288	Followup Work Not Required
10942	Storm Inlet Insp Screening	01/10/2019 08:03	Inouye, Ken	CLOSED		HO02, Channel Street	01/14/2019 10:19	7040	HONOLULU HARBOR	INLET STATUS	SDIHO020508	289	Followup Work Not Required

Inspection ID	Inspection Type	Date Inspected	Inspected By	Status	Submit To	Location	Finish Date	Work Order ID	District	Entity Type	Entity Uid	Entity Sid	Resolution
11145	Storm Inlet Insp Screening	01/10/2019 08:03	Inouye, Ken	CLOSED		HO02,	01/14/2019 10:19	7040	HONOLULU HARBOR	INLET STATUS	SDIHO020510	716	Followup Work Not Required
11146	Storm Inlet Insp Screening	01/10/2019 08:03	Inouye, Ken	CLOSED		HO02,	01/14/2019 10:18	7040	HONOLULU HARBOR	INLET STATUS	SDIHO020512	717	Followup Work Not Required
10919	Storm Inlet Insp Screening	01/10/2019 08:04	Inouye, Ken	CLOSED		HO06, Pier 5-6 parking lot	01/14/2019 10:22	7040	HONOLULU HARBOR	INLET STATUS	SDIHO061042	263	Followup Work Not Required
10914	Storm Inlet Insp Screening	01/10/2019 08:05	Inouye, Ken	CLOSED		HO06, HO06	01/14/2019 10:22	7040	HONOLULU HARBOR	INLET STATUS	SDIHO061102	251	Followup Work Not Required
10918	Storm Inlet Insp Screening	01/10/2019 08:06	Inouye, Ken	CLOSED		HO06, Pier 5-6 parking lot	01/14/2019 10:22	7040	HONOLULU HARBOR	INLET STATUS	SDIHO061100	262	Followup Work Not Required
11140	Storm Inlet Insp Screening	01/10/2019 08:06	Inouye, Ken	CLOSED		HO06,	01/14/2019 10:22	7040	HONOLULU HARBOR	INLET STATUS	SDIHO061098	698	Followup Work Not Required
11159	Storm Inlet Insp Screening	01/10/2019 08:06	Inouye, Ken	CLOSED		HO05, parking lot	01/14/2019 10:22	7040	HONOLULU HARBOR	INLET STATUS	SDIHO0519427	778	Followup Work Not Required
10917	Storm Inlet Insp Screening	01/10/2019 08:08	Inouye, Ken	CLOSED		HO05, Pier 5 parking lot	01/14/2019 10:21	7040	HONOLULU HARBOR	INLET STATUS	SDIHO051002	261	Followup Work Not Required
11162	Storm Inlet Insp Screening	01/10/2019 08:08	Inouye, Ken	CLOSED		HO05, Ala Moana Boulevard parking lot	01/14/2019 10:22	7040	HONOLULU HARBOR	INLET STATUS	SDIHO0519423	781	Followup Work Not Required
11160	Storm Inlet Insp Screening	01/10/2019 08:09	Inouye, Ken	'ORK COMPI		HO05,		7040	HONOLULU HARBOR	INLET STATUS	SDIHO0519429	779	Followup Work Not Required
11161	Storm Inlet Insp Screening	01/10/2019 08:09	Inouye, Ken	CLOSED		HO05,	01/14/2019 10:21	7040	HONOLULU HARBOR	INLET STATUS	SDIHO0528874	780	Followup Work Not Required
10950	Storm Inlet Insp Screening	01/10/2019 08:10	Inouye, Ken	CLOSED		HO06, HECO Power Plant	01/14/2019 10:23	7040	HONOLULU HARBOR	INLET STATUS	SDIHO061162	299	Followup Work Not Required
11165	Storm Inlet Insp Screening	01/10/2019 08:10	Inouye, Ken	CLOSED		Pier 7 heco	01/14/2019 10:23	7040	HONOLULU HARBOR	INLET STATUS	SDIHO609162	787	Followup Work Not Required
11172	Storm Inlet Insp Screening	01/10/2019 08:15	Inouye, Ken	CLOSED		Pier 12	01/14/2019 10:34	7040	HONOLULU HARBOR	INLET STATUS	SDIHO123957	3957	Followup Work Not Required
11173	Storm Inlet Insp Screening	01/10/2019 08:15	Inouye, Ken	CLOSED		Pier 12	01/14/2019 10:34	7040	HONOLULU HARBOR	INLET STATUS	SDIHO123959	3958	Followup Work Not Required

Inspection ID	Inspection Type	Date Inspected	Inspected By	Status	Submit To	Location	Finish Date	Work Order ID	District	Entity Type	Entity Uid	Entity Sid	Resolution
11174	Storm Inlet Insp Screening	01/10/2019 08:28	Inouye, Ken	CLOSED		pier 15 scuppers	01/14/2019 10:37	7040	HONOLULU HARBOR	INLET STATUS	SDIHO154357	4357	Followup Work Not Required
11175	Storm Inlet Insp Screening	01/10/2019 08:29	Inouye, Ken	CLOSED		pier 15 scuppers	01/14/2019 10:37	7040	HONOLULU HARBOR	INLET STATUS	SDIHO154358	4358	Followup Work Not Required
11176	Storm Inlet Insp Screening	01/10/2019 08:29	Inouye, Ken	CLOSED		pier 15 scuppers	01/14/2019 10:37	7040	HONOLULU HARBOR	INLET STATUS	SDIHO154359	4359	Followup Work Not Required
11177	Storm Inlet Insp Screening	01/10/2019 08:29	Inouye, Ken	CLOSED		pier 15 scuppers	01/14/2019 10:37	7040	HONOLULU HARBOR	INLET STATUS	SDIHO154360	4360	Followup Work Not Required
11178	Storm Inlet Insp Screening	01/10/2019 08:30	Inouye, Ken	CLOSED		pier 15 scuppers	01/14/2019 10:37	7040	HONOLULU HARBOR	INLET STATUS	SDIHO154361	4361	Followup Work Not Required
11179	Storm Inlet Insp Screening	01/10/2019 08:30	Inouye, Ken	CLOSED		pier 15 scuppers	01/14/2019 10:38	7040	HONOLULU HARBOR	INLET STATUS	SDIHO154367	4362	Followup Work Not Required
11180	Storm Inlet Insp Screening	01/10/2019 08:32	Inouye, Ken	CLOSED		pier 15 scuppers	01/14/2019 10:38	7040	HONOLULU HARBOR	INLET STATUS	SDIHO154363	4363	Followup Work Not Required
11181	Storm Inlet Insp Screening	01/10/2019 08:33	Inouye, Ken	CLOSED		pier 15 scuppers	01/14/2019 10:38	7040	HONOLULU HARBOR	INLET STATUS	SDIHO154364	4364	Followup Work Not Required
11182	Storm Inlet Insp Screening	01/10/2019 08:33	Inouye, Ken	CLOSED		pier 15 scuppers	01/14/2019 10:38	7040	HONOLULU HARBOR	INLET STATUS	SDIHO154365	4365	Followup Work Not Required
11183	Storm Inlet Insp Screening	01/10/2019 08:33	Inouye, Ken	CLOSED		pier 15 scuppers	01/14/2019 10:39	7040	HONOLULU HARBOR	INLET STATUS	SDIHO154366	4366	Followup Work Not Required
11056	Storm Inlet Insp Screening	01/10/2019 08:34	Inouye, Ken	CLOSED		HO15, Pier 15 fire station parking lot	01/14/2019 10:37	7040	HONOLULU HARBOR	INLET STATUS	SDIHO152202	421	Followup Work Not Required
10916	Storm Inlet Insp Screening	01/10/2019 08:35	Inouye, Ken	CLOSED		HO05, Pier 5 parking lot	01/14/2019 10:21	7040	HONOLULU HARBOR	INLET STATUS	SDIHO051012	260	Followup Work Not Required
10911	Storm Inlet Insp Screening	01/10/2019 10:33	Inouye, Ken	CLOSED		HO09, Aloha Tower Drive	01/14/2019 10:25	7040	HONOLULU HARBOR	INLET STATUS	SDIHO092022	245	Followup Work Not Required
10913	Storm Inlet Insp Screening	01/14/2019 10:25	Inouye, Ken	CLOSED		HO09, Aloha Tower Drive	01/14/2019 10:26	7040	HONOLULU HARBOR	INLET STATUS	SDIHO092030	247	Followup Work Not Required
10943	Storm Inlet Insp Screening	01/14/2019 11:15	Inouye, Ken	CLOSED		HO01, Pier 1 yard	01/14/2019 11:16	7040	HONOLULU HARBOR	INLET STATUS	SDIHO010162	290	Followup Work Not Required

Inspection ID	Inspection Type	Date Inspected	Inspected By	Status	Submit To	Location	Finish Date	Work Order ID	District	Entity Type	Entity Uid	Entity Sid	Resolution
10922	Storm Inlet Insp Screening	01/14/2019 11:16	Inouye, Ken	CLOSED		HO01, Pier 1 container yard	01/14/2019 11:16	7040	HONOLULU HARBOR	INLET STATUS	SDIHO010152	266	Followup Work Not Required
10923	Storm Inlet Insp Screening	01/14/2019 11:16	Inouye, Ken	CLOSED		HO01, Pier 1 container yard	01/14/2019 11:17	7040	HONOLULU HARBOR	INLET STATUS	SDIHO010202	267	Followup Work Not Required
10928	Storm Inlet Insp Screening	01/14/2019 11:17	Inouye, Ken	CLOSED		HO01, Pier 1 container yard	01/14/2019 11:18	7040	HONOLULU HARBOR	INLET STATUS	SDIHO010112	272	Followup Work Not Required
10929	Storm Inlet Insp Screening	01/14/2019 11:17	Inouye, Ken	CLOSED		HO01, Pier 1 container yard	01/14/2019 11:17	7040	HONOLULU HARBOR	INLET STATUS	SDIHO010122	273	Followup Work Not Required
10865	Storm Inlet Insp Screening	01/14/2019 11:18	Inouye, Ken	CLOSED		HO02, Pier 2 yard	01/14/2019 11:18	7040	HONOLULU HARBOR	INLET STATUS	SDIHO020176	178	Followup Work Not Required
10866	Storm Inlet Insp Screening	01/14/2019 11:19	Inouye, Ken	CLOSED		HO02, Pier 2 yard	01/14/2019 11:22	7040	HONOLULU HARBOR	INLET STATUS	SDIHO020174	179	Followup Work Not Required
10864	Storm Inlet Insp Screening	01/14/2019 11:22	Inouye, Ken	CLOSED		HO02, Pier 2 yard	01/14/2019 11:22	7040	HONOLULU HARBOR	INLET STATUS	SDIHO020178	177	Followup Work Not Required
10863	Storm Inlet Insp Screening	01/14/2019 11:24	Inouye, Ken	CLOSED		HO02, Pier 2 yard	01/14/2019 11:24	7040	HONOLULU HARBOR	INLET STATUS	SDIHO010172	176	Followup Work Not Required
10932	Storm Inlet Insp Screening	01/14/2019 11:34	Inouye, Ken	CLOSED		HO01, Pier 1 container yard	01/14/2019 11:35	7040	HONOLULU HARBOR	INLET STATUS	SDIHO010254	276	Followup Work Not Required
10931	Storm Inlet Insp Screening	01/14/2019 11:35	Inouye, Ken	CLOSED		HO01, Pier 1 container yard	01/14/2019 11:35	7040	HONOLULU HARBOR	INLET STATUS	SDIHO010252	275	Followup Work Not Required
10998	Storm Inlet Insp Screening	01/18/2019 11:34	Kaili, Kahea	CLOSED	McLean, Robert	HO18, Pier 18	01/18/2019 03:45	7040	HONOLULU HARBOR	INLET STATUS	SDIHO182310	360	Followup Work Required
10775	Storm Inlet Insp Screening	01/22/2019 11:20	Inouye, Ken	CLOSED		HO08, Aloha Tower Drive, at intersection with Bishop Street	01/22/2019 11:20	7040	HONOLULU HARBOR	INLET STATUS	SDIHO081506	50	Followup Work Not Required
10915	Storm Inlet Insp Screening	01/22/2019 11:20	Inouye, Ken	CLOSED		HO08, Aloha Tower Drive sidewalk at intersection w/Bishop Street	01/22/2019 11:21	7040	HONOLULU HARBOR	INLET STATUS	SDIHO081504	259	Followup Work Not Required
10773	Storm Inlet Insp Screening	01/22/2019 12:00	Galdeira, Guy	CLOSED		HO35, Pier 35	01/22/2019 02:15	7040	HONOLULU HARBOR	INLET STATUS	SDIHO354462	48	Followup Work Not Required
10774	Storm Inlet Insp Screening	01/22/2019 12:00	Galdeira, Guy	CLOSED		HO35, Pier 35 parking lot	01/22/2019 02:16	7040	HONOLULU HARBOR	INLET STATUS	SDIHO354452	49	Followup Work Not Required

Inspection ID	Inspection Type	Date Inspected	Inspected By	Status	Submit To	Location	Finish Date	Work Order ID	District	Entity Type	Entity Uid	Entity Sid	Resolution
11069	Storm Inlet Insp Screening	01/22/2019 12:00	Galdeira, Guy	CLOSED		HO32,	01/22/2019 02:37	7040	HONOLULU HARBOR	INLET STATUS	SDIHO324208	457	Followup Work Not Required
11078	Storm Inlet Insp Screening	01/22/2019 12:00	Galdeira, Guy	CLOSED		HO34, Pier 34	01/22/2019 02:33	7040	HONOLULU HARBOR	INLET STATUS	SDIHO344312	466	Followup Work Not Required
11079	Storm Inlet Insp Screening	01/22/2019 12:00	Galdeira, Guy	CLOSED		HO33,	01/22/2019 02:35	7040	HONOLULU HARBOR	INLET STATUS	SDIHO344328	467	Followup Work Not Required
11080	Storm Inlet Insp Screening	01/22/2019 12:00	Galdeira, Guy	CLOSED		HO33,	01/22/2019 02:36	7040	HONOLULU HARBOR	INLET STATUS	SDIHO344326	468	Followup Work Not Required
11081	Storm Inlet Insp Screening	01/22/2019 12:00	Galdeira, Guy	CLOSED		HO33,	01/22/2019 02:37	7040	HONOLULU HARBOR	INLET STATUS	SDIHO344324	469	Followup Work Not Required
11082	Storm Inlet Insp Screening	01/22/2019 12:00	Galdeira, Guy	CLOSED	McLean, Robert	HO34, Pier 34	01/22/2019 02:28	7040	HONOLULU HARBOR	INLET STATUS	SDIHO344352	470	Followup Work Required
11083	Storm Inlet Insp Screening	01/22/2019 12:00	Galdeira, Guy	CLOSED		Pier 35 UH facility	01/22/2019 02:26	7040	HONOLULU HARBOR	INLET STATUS	SDIHO344362	471	Followup Work Required
11084	Storm Inlet Insp Screening	01/22/2019 12:00	Galdeira, Guy	CLOSED		HO39, Young Brothers Refrigeration Container Facility	01/22/2019 02:08	7040	HONOLULU HARBOR	INLET STATUS	SDIHO395516	472	Followup Work Not Required
11085	Storm Inlet Insp Screening	01/22/2019 12:00	Galdeira, Guy	CLOSED		HO35, Hawaii Stevedores Inc.	01/22/2019 02:55	7040	HONOLULU HARBOR	INLET STATUS	SDIHO354472	501	Followup Work Not Required
11094	Storm Inlet Insp Screening	01/22/2019 12:00	Galdeira, Guy	CLOSED		HO34, Pier 34	01/22/2019 02:38	7040	HONOLULU HARBOR	INLET STATUS	SDIHO344302	535	Followup Work Not Required
11095	Storm Inlet Insp Screening	01/22/2019 12:00	Galdeira, Guy	CLOSED		HO34, Pier 34	01/22/2019 02:32	7040	HONOLULU HARBOR	INLET STATUS	SDIHO344322	536	Followup Work Not Required
11096	Storm Inlet Insp Screening	01/22/2019 12:00	Galdeira, Guy	CLOSED		HO39, Young Brothers Refrigeration Container Facility	01/22/2019 02:07	7040	HONOLULU HARBOR	INLET STATUS	SDIHO395514	537	Followup Work Not Required
11097	Storm Inlet Insp Screening	01/22/2019 12:00	Galdeira, Guy	CLOSED		HO39, Young Brothers Refrigeration Container Facility	01/22/2019 02:06	7040	HONOLULU HARBOR	INLET STATUS	SDIHO395512	538	Followup Work Not Required
11098	Storm Inlet Insp Screening	01/22/2019 12:00	Galdeira, Guy	CLOSED	McLean, Robert	HO39, Young Brothers Refrigeration Container Facility	01/22/2019 02:05	7040	HONOLULU HARBOR	INLET STATUS	SDIHO395510	540	Followup Work Required
11099	Storm Inlet Insp Screening	01/22/2019 12:00	Galdeira, Guy	CLOSED	McLean, Robert	HO40, Young Brothers entrance	01/22/2019 02:11	7040	HONOLULU HARBOR	INLET STATUS	SDIHO405610	541	Followup Work Required

Inspection ID	Inspection Type	Date Inspected	Inspected By	Status	Submit To	Location	Finish Date	Work Order ID	District	Entity Type	Entity Uid	Entity Sid	Resolution
11100	Storm Inlet Insp Screening	01/22/2019 12:00	Galdeira, Guy	CLOSED		HO40, Young Brothers maintenance facility	01/22/2019 02:11	7040	HONOLULU HARBOR	INLET STATUS	SDIHO405608	543	Followup Work Not Required
11101	Storm Inlet Insp Screening	01/22/2019 12:00	Galdeira, Guy	CLOSED		HO40, Between Young Brothers Annex and Admin buildings	01/22/2019 01:59	7040	HONOLULU HARBOR	INLET STATUS	SDIHO405722	544	Followup Work Not Required
11102	Storm Inlet Insp Screening	01/22/2019 12:00	Galdeira, Guy	CLOSED		HO40, Between Young Brothers Annex and Admin buildings	01/22/2019 02:01	7040	HONOLULU HARBOR	INLET STATUS	SDIHO405708	545	Followup Work Not Required
11103	Storm Inlet Insp Screening	01/22/2019 12:00	Galdeira, Guy	CLOSED		HO40, Ewa side of Young Brothers Annex building	01/22/2019 01:58	7040	HONOLULU HARBOR	INLET STATUS	SDIHO405712	546	Followup Work Not Required
11104	Storm Inlet Insp Screening	01/22/2019 12:00	Galdeira, Guy	CLOSED		HO39, Young Brothers access road along North Nimitz Highway	01/22/2019 02:09	7040	HONOLULU HARBOR	INLET STATUS	SDIHO395596	547	Followup Work Not Required
11105	Storm Inlet Insp Screening	01/22/2019 12:00	Galdeira, Guy	CLOSED		HO39, Young Brothers access road along North Nimitz Highway	01/22/2019 02:12	7040	HONOLULU HARBOR	INLET STATUS	SDIHO395592	548	Followup Work Not Required
11110	Storm Inlet Insp Screening	01/22/2019 12:00	Galdeira, Guy	CLOSED	McLean, Robert	HO39, Young Brothers entrance	01/22/2019 02:10	7040	HONOLULU HARBOR	INLET STATUS	SDIHO395612	582	Followup Work Required
11167	Storm Inlet Insp Screening	01/22/2019 12:00	Galdeira, Guy	CLOSED		Pier 35 UH facility	01/22/2019 02:31	7040	HONOLULU HARBOR	INLET STATUS	SDIHO354474	797	Followup Work Not Required
11168	Storm Inlet Insp Screening	01/22/2019 12:00	Galdeira, Guy	CLOSED		Pier 35 UH facility	01/22/2019 02:17	7040	HONOLULU HARBOR	INLET STATUS	SDIHO354412	798	Followup Work Not Required
11169	Storm Inlet Insp Screening	01/22/2019 12:00	Galdeira, Guy	CLOSED		Pier 35 UH facility	01/22/2019 02:19	7040	HONOLULU HARBOR	INLET STATUS	SDIHO354414	801	Followup Work Not Required
11170	Storm Inlet Insp Screening	01/22/2019 12:00	Galdeira, Guy	CLOSED		HO35, Hawaii Stevedores Inc.	03/5/2019 09:46	7040	HONOLULU HARBOR	INLET STATUS	SDIHO354472	501	Followup Work Not Required
11250	Storm Inlet Insp Screening	01/22/2019 12:00	Galdeira, Guy	CLOSED		HO32, Young Brothers	01/22/2019 02:03	7040	HONOLULU HARBOR	OPEN LINE STATUS	SDOHO405403	165	Followup Work Not Required
11251	Storm Inlet Insp Screening	01/22/2019 12:00	Galdeira, Guy	CLOSED		HO32, Young Brothers	01/22/2019 02:02	7040	HONOLULU HARBOR	OPEN LINE STATUS	SDOHO405401	166	Followup Work Not Required
11291	Storm Inlet Insp Screening	01/22/2019 12:00	Galdeira, Guy	CLOSED		pier 35 UH	01/22/2019 02:17	7040	HONOLULU HARBOR	OPEN LINE STATUS	SDOHO350001	225	Followup Work Not Required
11292	Storm Inlet Insp Screening	01/22/2019 12:00	Galdeira, Guy	CLOSED		pier 35 UH facility	01/22/2019 02:31	7040	HONOLULU HARBOR	OPEN LINE STATUS	SDOHO350003	226	Followup Work Not Required

Inspection ID	Inspection Type	Date Inspected	Inspected By	Status	Submit To	Location	Finish Date	Work Order ID	District	Entity Type	Entity Uid	Entity Sid	Resolution
11032	Storm Inlet Insp Screening	01/23/2019 01:07	Kaili, Kahea	CLOSED		HO20, Pier 19 Ferry Terminal pakring	01/23/2019 01:08	7040	HONOLULU HARBOR	INLET STATUS	SDIHO202584	396	Followup Work Not Required
11020	Storm Inlet Insp Screening	01/23/2019 01:08	Kaili, Kahea	CLOSED		HO20, Pier 19 Ferry Terminal	01/23/2019 01:09	7040	HONOLULU HARBOR	INLET STATUS	SDIHO202582	384	Followup Work Not Required
10862	Storm Inlet Insp Screening	01/23/2019 08:39	Inouye, Ken	CLOSED		HO11, Pier 11 shed	01/23/2019 08:39	7040	HONOLULU HARBOR	INLET STATUS	SDIHO111794	160	Followup Work Not Required
11157	Storm Inlet Insp Screening	01/23/2019 08:39	Inouye, Ken	CLOSED		11, Pier 11	01/23/2019 08:40	7040	HONOLULU HARBOR	INLET STATUS	SDIHO111762	765	Followup Work Not Required
10999	Storm Inlet Insp Screening	01/23/2019 09:29	Kaili, Kahea	CLOSED	McLean, Robert	HO18, Pier 18	01/23/2019 09:37	7040	HONOLULU HARBOR	INLET STATUS	SDIHO182308	363	Followup Work Required
11059	Storm Inlet Insp Screening	01/23/2019 09:39	Kaili, Kahea	CLOSED	McLean, Robert	HO18, Pier 18	01/23/2019 09:50	7040	HONOLULU HARBOR	INLET STATUS	SDIHO182306	439	Followup Work Required
11002	Storm Inlet Insp Screening	01/23/2019 09:40	Kaili, Kahea	CLOSED	McLean, Robert	HO18, Pier 18, Harbors Division Custodial Unit	01/23/2019 09:52	7040	HONOLULU HARBOR	INLET STATUS	SDIHO182320	366	Followup Work Required
11000	Storm Inlet Insp Screening	01/23/2019 09:42	Kaili, Kahea	CLOSED	McLean, Robert	HO18, Pier 18	01/23/2019 09:51	7040	HONOLULU HARBOR	INLET STATUS	SDIHO182304	364	Followup Work Required
11111	Storm Inlet Insp Screening	01/23/2019 09:43	Inouye, Ken	CLOSED		HO11, Harbors Division Administration Building	01/23/2019 09:44	7040	HONOLULU HARBOR	INLET STATUS	SDIHO111854	632	Followup Work Not Required
10858	Storm Inlet Insp Screening	01/23/2019 09:44	Inouye, Ken	CLOSED		HO11,	01/23/2019 09:44	7040	HONOLULU HARBOR	INLET STATUS	SDIHO111834	155	Followup Work Not Required
10859	Storm Inlet Insp Screening	01/23/2019 09:44	Inouye, Ken	CLOSED		HO11, Pier 11 shed	01/23/2019 09:45	7040	HONOLULU HARBOR	INLET STATUS	SDIHO111796	157	Followup Work Not Required
10860	Storm Inlet Insp Screening	01/23/2019 09:45	Inouye, Ken	CLOSED		HO11, Pier 11 shed	01/23/2019 09:45	7040	HONOLULU HARBOR	INLET STATUS	SDIHO111798	158	Followup Work Not Required
11112	Storm Inlet Insp Screening	01/23/2019 09:45	Inouye, Ken	CLOSED		HO11, Pier 11 shed	01/23/2019 09:45	7040	HONOLULU HARBOR	INLET STATUS	SDIHO111766	633	Followup Work Not Required
10861	Storm Inlet Insp Screening	01/23/2019 09:46	Inouye, Ken	CLOSED		HO11, Pier 11 shed	01/23/2019 09:47	7040	HONOLULU HARBOR	INLET STATUS	SDIHO111764	159	Followup Work Not Required
11001	Storm Inlet Insp Screening	01/23/2019 09:48	Kaili, Kahea	CLOSED	McLean, Robert	HO18, Pier 18 Hawaii Pilots Association	01/23/2019 09:49	7040	HONOLULU HARBOR	INLET STATUS	SDIHO182302	365	Followup Work Required

Inspection ID	Inspection Type	Date Inspected	Inspected By	Status	Submit To	Location	Finish Date	Work Order ID	District	Entity Type	Entity Uid	Entity Sid	Resolution
11155	Storm Inlet Insp Screening	01/23/2019 09:48	Inouye, Ken	CLOSED		HO11, Pier 11 shed	01/23/2019 09:48	7040	HONOLULU HARBOR	INLET STATUS	SDIHO111744	727	Followup Work Not Required
10912	Storm Inlet Insp Screening	01/23/2019 09:49	Inouye, Ken	CLOSED		HO09, Aloha Tower Drive	01/23/2019 09:49	7040	HONOLULU HARBOR	INLET STATUS	SDIHO091452	246	Followup Work Not Required
11003	Storm Inlet Insp Screening	01/23/2019 10:10	Kaili, Kahea	CLOSED		HO18, Pier 18 roadway and parking area	01/23/2019 10:11	7040	HONOLULU HARBOR	INLET STATUS	SDIHO182422	367	Followup Work Not Required
11005	Storm Inlet Insp Screening	01/23/2019 10:11	Kaili, Kahea	CLOSED		HO18, Pier 18 roadway and parking area	01/23/2019 10:12	7040	HONOLULU HARBOR	INLET STATUS	SDIHO182420	369	Followup Work Not Required
10898	Storm Inlet Insp Screening	01/23/2019 10:13	Kaili, Kahea	CLOSED	McLean, Robert	HO19, Pier 19 Shed	01/23/2019 10:15	7040	HONOLULU HARBOR	INLET STATUS	SDIHO192410	219	Followup Work Required
11006	Storm Inlet Insp Screening	01/23/2019 10:16	Kaili, Kahea	CLOSED	McLean, Robert	HO18, Pier 18 roadway and parking area	01/23/2019 10:18	7040	HONOLULU HARBOR	INLET STATUS	SDIHO182430	370	Followup Work Required
11164	Storm Inlet Insp Screening	01/23/2019 10:24	Inouye, Ken	CLOSED		Pier 7 heco	01/23/2019 10:24	7040	HONOLULU HARBOR	INLET STATUS	SDIHO609161	786	Followup Work Not Required
11171	Storm Inlet Insp Screening	01/23/2019 10:24	Inouye, Ken	CLOSED		Pier 7 heco	01/23/2019 10:25	7040	HONOLULU HARBOR	INLET STATUS	SDIHO071184	807	Followup Work Not Required
10910	Storm Inlet Insp Screening	01/23/2019 10:25	Inouye, Ken	CLOSED		HO08, Aloha Tower	01/23/2019 10:26	7040	HONOLULU HARBOR	INLET STATUS	SDIHO081260	242	Followup Work Not Required
11166	Storm Inlet Insp Screening	01/23/2019 10:25	Inouye, Ken	CLOSED		Pier 7 heco building	01/23/2019 10:25	7040	HONOLULU HARBOR	INLET STATUS	SDIH0071192	788	Followup Work Not Required
11004	Storm Inlet Insp Screening	01/23/2019 10:50	Kaili, Kahea	CLOSED	McLean, Robert	HO18, Pier 18 roadway and parking area	01/23/2019 10:51	7040	HONOLULU HARBOR	INLET STATUS	SDIHO182432	368	Followup Work Not Required
11007	Storm Inlet Insp Screening	01/23/2019 10:51	Kaili, Kahea	CLOSED	McLean, Robert	HO18, Parking lot between Pier 19 shed and Nimitz Highway	01/23/2019 10:55	7040	HONOLULU HARBOR	INLET STATUS	SDIHO182434	371	Followup Work Required
11015	Storm Inlet Insp Screening	01/23/2019 10:58	Kaili, Kahea	CLOSED		HO23, Ferry Terminal parking lot at Pier 19	01/23/2019 11:00	7040	HONOLULU HARBOR	INLET STATUS	SDIHO192562	379	Followup Work Required
11034	Storm Inlet Insp Screening	01/23/2019 10:58	Kaili, Kahea	CLOSED		HO19, Pier 19 Ferry Terminal	01/23/2019 10:58	7040	HONOLULU HARBOR	INLET STATUS	SDIHO192520	398	Followup Work Not Required
11013	Storm Inlet Insp Screening	01/23/2019 11:01	Kaili, Kahea	CLOSED		HO19, Ferry Terminal parking lot at Pier 19	01/23/2019 11:10	7040	HONOLULU HARBOR	INLET STATUS	SDIHO192544	377	Followup Work Not Required

Inspection ID	Inspection Type	Date Inspected	Inspected By	Status	Submit To	Location	Finish Date	Work Order ID	District	Entity Type	Entity Uid	Entity Sid	Resolution
11014	Storm Inlet Insp Screening	01/23/2019 11:01	Kaili, Kahea	CLOSED		HO23, Ferry Terminal parking lot at Pier 19	01/23/2019 11:01	7040	HONOLULU HARBOR	INLET STATUS	SDIHO192554	378	Followup Work Not Required
11016	Storm Inlet Insp Screening	01/23/2019 11:11	Kaili, Kahea	CLOSED		HO19, Ferry Terminal parking lot at Pier 19	01/23/2019 11:13	7040	HONOLULU HARBOR	INLET STATUS	SDIHO192504	380	Followup Work Not Required
11018	Storm Inlet Insp Screening	01/23/2019 11:16	Kaili, Kahea	CLOSED		HO20, Pier 19 Ferry Terminal	01/23/2019 11:17	7040	HONOLULU HARBOR	INLET STATUS	SDIHO202580	382	Followup Work Not Required
11019	Storm Inlet Insp Screening	01/23/2019 11:16	Kaili, Kahea	CLOSED		HO19, Ferry Terminal parking lot at Pier 19	01/23/2019 11:16	7040	HONOLULU HARBOR	INLET STATUS	SDIHO202502	383	Followup Work Not Required
11021	Storm Inlet Insp Screening	01/23/2019 11:17	Kaili, Kahea	CLOSED		HO20, Warehouse No. 6 parking lot at Pier 20	01/23/2019 11:19	7040	HONOLULU HARBOR	INLET STATUS	SDIHO202704	385	Followup Work Not Required
11266	Storm Inlet Insp Screening	01/23/2019 11:19	Kaili, Kahea	CLOSED		HO20, Ferry Terminal	01/23/2019 11:19	7040	HONOLULU HARBOR	OPEN LINE STATUS	SDOHO202703	191	Followup Work Not Required
11278	Storm Inlet Insp Screening	01/23/2019 11:20	Kaili, Kahea	CLOSED		HO20, Ferry Terminal	01/23/2019 11:21	7040	HONOLULU HARBOR	OPEN LINE STATUS	SDOHO202701	205	Followup Work Not Required
11051	Storm Inlet Insp Screening	01/23/2019 11:22	Kaili, Kahea	CLOSED		HO21, Southwest corner of ferry parking lot near across Warehouse 6 and Pier 21 building.	01/23/2019 11:29	7040	HONOLULU HARBOR	INLET STATUS	SDIHO202700	416	Followup Work Not Required
10930	Storm Inlet Insp Screening	01/23/2019 11:25	Inouye, Ken	CLOSED		HO01, Pier 1 container yard	01/23/2019 11:26	7040	HONOLULU HARBOR	INLET STATUS	SDIHO010224	274	Followup Work Not Required
10924	Storm Inlet Insp Screening	01/23/2019 11:26	Inouye, Ken	CLOSED		HO01, Pier 1 container yard	01/23/2019 11:26	7040	HONOLULU HARBOR	INLET STATUS	SDIHO010208	268	Followup Work Not Required
10925	Storm Inlet Insp Screening	01/23/2019 11:26	Inouye, Ken	CLOSED		HO01, Pier 1 container yard	01/23/2019 11:26	7040	HONOLULU HARBOR	INLET STATUS	SDIHO010210	269	Followup Work Not Required
10926	Storm Inlet Insp Screening	01/23/2019 11:27	Inouye, Ken	CLOSED		HO01, Pier 1 container yard	01/23/2019 11:27	7040	HONOLULU HARBOR	INLET STATUS	SDIHO010212	270	Followup Work Not Required
10927	Storm Inlet Insp Screening	01/23/2019 11:27	Inouye, Ken	CLOSED		HO01, Pier 1 container yard	01/23/2019 11:28	7040	HONOLULU HARBOR	INLET STATUS	SDIHO010214	271	Followup Work Not Required
11158	Storm Inlet Insp Screening	01/23/2019 11:27	Inouye, Ken	CLOSED		1, pier 1	01/23/2019 11:27	7040	HONOLULU HARBOR	INLET STATUS	SDIHO010213	766	Followup Work Not Required
10895	Storm Inlet Insp Screening	01/23/2019 11:28	Inouye, Ken	CLOSED		HO01, Pier 1	01/23/2019 11:28	7040	HONOLULU HARBOR	INLET STATUS	SDIHO010102	212	Followup Work Not Required

Inspection ID	Inspection Type	Date Inspected	Inspected By	Status	Submit To	Location	Finish Date	Work Order ID	District	Entity Type	Entity Uid	Entity Sid	Resolution
11057	Storm Inlet Insp Screening	01/23/2019 11:30	Kaili, Kahea	CLOSED	McLean, Robert	HO21, Pier 21 shed	01/23/2019 11:30	7040	HONOLULU HARBOR	INLET STATUS	SDIHO212612	437	Followup Work Not Required
11058	Storm Inlet Insp Screening	01/23/2019 11:31	Kaili, Kahea	CLOSED		HO21, Pier 21 shed	01/23/2019 11:31	7040	HONOLULU HARBOR	INLET STATUS	SDIHO212602	438	Followup Work Not Required
10997	Storm Inlet Insp Screening	01/23/2019 11:32	Kaili, Kahea	CLOSED	McLean, Robert	HO21, Pier 21 between Pier 21 Shed and Hawaiian Tug and Barge	01/23/2019 11:32	7040	HONOLULU HARBOR	INLET STATUS	SDIHO212792	358	Followup Work Required
11142	Storm Inlet Insp Screening	01/23/2019 11:33	Kaili, Kahea	CLOSED	McLean, Robert	HO23, Warehouse #6	01/23/2019 11:34	7040	HONOLULU HARBOR	INLET STATUS	SDIHO222806	702	Followup Work Required
11143	Storm Inlet Insp Screening	01/23/2019 11:34	Kaili, Kahea	CLOSED	McLean, Robert	HO22,	01/23/2019 11:34	7040	HONOLULU HARBOR	INLET STATUS	SDIHO222802	703	Followup Work Not Required
11042	Storm Inlet Insp Screening	01/23/2019 11:35	Kaili, Kahea	CLOSED	McLean, Robert	HO23, Roadway at northeast corner of Pier 23	01/23/2019 11:36	7040	HONOLULU HARBOR	INLET STATUS	SDIHO233002	406	Followup Work Not Required
11149	Storm Inlet Insp Screening	01/23/2019 11:37	Kaili, Kahea	CLOSED	McLean, Robert	HO23,	01/23/2019 11:38	7040	HONOLULU HARBOR	INLET STATUS	SDIHO233004	720	Followup Work Required
11040	Storm Inlet Insp Screening	01/23/2019 11:38	Kaili, Kahea	CLOSED	McLean, Robert	HO23, road on Diamond Head side of Hawaiian Flour Mill silos	01/23/2019 12:08	7040	HONOLULU HARBOR	INLET STATUS	SDIHO233006	404	Followup Work Not Required
10885	Storm Inlet Insp Screening	01/23/2019 12:00	Galdeira, Guy	CLOSED		HO27, Pier 27	01/23/2019 10:51	7040	HONOLULU HARBOR	INLET STATUS	SDIHO273632	201	Followup Work Required
10901	Storm Inlet Insp Screening	01/23/2019 12:00	Galdeira, Guy	CLOSED		HO29, Pier 29 yard	01/23/2019 11:11	7040	HONOLULU HARBOR	INLET STATUS	SDIHO293672	222	Followup Work Not Required
11045	Storm Inlet Insp Screening	01/23/2019 12:00		CLOSED		HO29, Roadway fronting Oceantronics	01/23/2019 11:09	7040	HONOLULU HARBOR	INLET STATUS	SDIHO293224	409	Followup Work Not Required
11046	Storm Inlet Insp Screening	01/23/2019 12:00	Galdeira, Guy	CLOSED		HO29, Sause Brothers Parking Lot	01/23/2019 11:09	7040	HONOLULU HARBOR	INLET STATUS	SDIHO293204	411	Followup Work Not Required
11047	Storm Inlet Insp Screening	01/23/2019 12:00	Galdeira, Guy	CLOSED	McLean, Robert	HO26, Former Pier 26 Transit Shed	01/23/2019 10:55	7040	HONOLULU HARBOR	INLET STATUS	SDIHO263552	412	Followup Work Required
11048	Storm Inlet Insp Screening	01/23/2019 12:00	Galdeira, Guy	CLOSED		HO29, Near guard station at entrance to piers 24-29	01/23/2019 11:10	7040	HONOLULU HARBOR	INLET STATUS	SDIHO293222	413	Followup Work Not Required
11049	Storm Inlet Insp Screening	01/23/2019 12:00		CLOSED		HO29, Fenced enclosure at Oceantronics	01/23/2019 11:08	7040	HONOLULU HARBOR	INLET STATUS	SDIHO293206	414	Followup Work Not Required

Inspection ID	Inspection Type	Date Inspected	Inspected By	Status	Submit To	Location	Finish Date	Work Order ID	District	Entity Type	Entity Uid	Entity Sid	Resolution
11050	Storm Inlet Insp Screening	01/23/2019 12:00	Galdeira, Guy	CLOSED		HO24, Pier 24 near north corner	01/23/2019 11:05	7040	HONOLULU HARBOR	INLET STATUS	SDIHO243242	415	Followup Work Not Required
11052	Storm Inlet Insp Screening	01/23/2019 12:00	Galdeira, Guy	CLOSED	McLean, Robert	HO26, Former Pier 26 Transit Shed	01/23/2019 10:56	7040	HONOLULU HARBOR	INLET STATUS	SDIHO263556	417	Followup Work Required
11053	Storm Inlet Insp Screening	01/23/2019 12:00	Galdeira, Guy	CLOSED	McLean, Robert	HO26, Former Pier 26 Transit Shed	01/23/2019 10:55	7040	HONOLULU HARBOR	INLET STATUS	SDIHO263554	418	Followup Work Required
11054	Storm Inlet Insp Screening	01/23/2019 12:00	Galdeira, Guy	CLOSED		HO26, Pier 26	01/23/2019 10:52	7040	HONOLULU HARBOR	INLET STATUS	SDIHO263572	419	Followup Work Not Required
11055	Storm Inlet Insp Screening	01/23/2019 12:00	Galdeira, Guy	CLOSED		HO24, Sause Brothers Parking lot	01/23/2019 11:11	7040	HONOLULU HARBOR	INLET STATUS	SDIHO243202	420	Followup Work Not Required
11127	Storm Inlet Insp Screening	01/23/2019 12:00	Galdeira, Guy	CLOSED		HO25, Pier 25	01/23/2019 11:03	7040	HONOLULU HARBOR	INLET STATUS	SDIHO243502	685	Followup Work Required
11151	Storm Inlet Insp Screening	01/23/2019 12:00	Galdeira, Guy	CLOSED		HO29, Pier 29 yard	01/23/2019 11:37	7040	HONOLULU HARBOR	INLET STATUS	SDIHO293620	722	Followup Work Not Required
11152	Storm Inlet Insp Screening	01/23/2019 12:00	Galdeira, Guy	CLOSED		HO29, Pier 29 yard	01/23/2019 10:53	7040	HONOLULU HARBOR	INLET STATUS	SDIHO293612	723	Followup Work Not Required
11189	Storm Inlet Insp Screening	01/23/2019 12:00	Galdeira, Guy	CLOSED	McLean, Robert	HO26, Pier 26	01/23/2019 10:54	7040	HONOLULU HARBOR	INLET STATUS	SDIHO263592	136	Followup Work Required
11195	Storm Inlet Insp Screening	01/23/2019 12:00	Galdeira, Guy	CLOSED	McLean, Robert	HO25, Former corner of Pier 26 shed	01/23/2019 10:57	7040	HONOLULU HARBOR	INLET STATUS	SDIHO243522	424	Followup Work Required
11197	Storm Inlet Insp Screening	01/23/2019 12:00	Shimizu, Paul	CLOSED	McLean, Robert	HO53, CFS#2	01/23/2019 11:29	7040	HONOLULU HARBOR	INLET STATUS	SDIHO538912	673	Followup Work Required
11245	Storm Inlet Insp Screening	01/23/2019 12:00	Galdeira, Guy	CLOSED		500-560 mark	01/23/2019 11:13	7040	HONOLULU HARBOR	OPEN LINE STATUS	SDOHO29550A	156	Followup Work Not Required
11252	Storm Inlet Insp Screening	01/23/2019 12:00	Galdeira, Guy	CLOSED		HO29, Pier 29 yard	01/23/2019 11:21	7040	HONOLULU HARBOR	OPEN LINE STATUS	SDOHO29500B	167	Followup Work Not Required
11300	Storm Inlet Insp Screening	01/23/2019 12:00	Galdeira, Guy	CLOSED		HO29, Pier 29 yard	01/23/2019 11:19	7040	HONOLULU HARBOR	OPEN LINE STATUS	SDOHO29050A	239	Followup Work Not Required
11301	Storm Inlet Insp Screening	01/23/2019 12:00	Galdeira, Guy	CLOSED		HO29, Pier 29 yard	01/23/2019 11:18	7040	HONOLULU HARBOR	OPEN LINE STATUS	SDOHO29100A	240	Followup Work Not Required

Inspection ID	Inspection Type	Date Inspected	Inspected By	Status	Submit To	Location	Finish Date	Work Order ID	District	Entity Type	Entity Uid	Entity Sid	Resolution
11302	Storm Inlet Insp Screening	01/23/2019 12:00	Galdeira, Guy	CLOSED		HO29, Pier 29 yard	01/23/2019 11:18	7040	HONOLULU HARBOR	OPEN LINE STATUS	SDOHO29150A	241	Followup Work Not Required
11303	Storm Inlet Insp Screening	01/23/2019 12:00	Galdeira, Guy	CLOSED		HO29, Pier 29 yard	01/23/2019 11:17	7040	HONOLULU HARBOR	OPEN LINE STATUS	SDOHO29200A	242	Followup Work Not Required
11304	Storm Inlet Insp Screening	01/23/2019 12:00	Galdeira, Guy	CLOSED		HO29, Pier 29 yard	01/23/2019 11:17	7040	HONOLULU HARBOR	OPEN LINE STATUS	SDOHO29250A	243	Followup Work Not Required
11305	Storm Inlet Insp Screening	01/23/2019 12:00	Galdeira, Guy	CLOSED		HO29, Pier 29 yard	01/23/2019 11:16	7040	HONOLULU HARBOR	OPEN LINE STATUS	SDOHO29300A	244	Followup Work Not Required
11306	Storm Inlet Insp Screening	01/23/2019 12:00	Galdeira, Guy	CLOSED		HO29, Pier 29 yard	01/23/2019 11:16	7040	HONOLULU HARBOR	OPEN LINE STATUS	SDOHO29350A	245	Followup Work Not Required
11307	Storm Inlet Insp Screening	01/23/2019 12:00	Galdeira, Guy	CLOSED		HO29, Pier 29 yard	01/23/2019 11:15	7040	HONOLULU HARBOR	OPEN LINE STATUS	SDOHO29400A	246	Followup Work Not Required
11308	Storm Inlet Insp Screening	01/23/2019 12:00	Galdeira, Guy	CLOSED		HO29, Pier 29 yard	01/23/2019 11:14	7040	HONOLULU HARBOR	OPEN LINE STATUS	SDOHO29450A	247	Followup Work Not Required
11309	Storm Inlet Insp Screening	01/23/2019 12:00	Galdeira, Guy	CLOSED		HO29, Pier 29 yard	01/23/2019 11:14	7040	HONOLULU HARBOR	OPEN LINE STATUS	SDOHO29500A	248	Followup Work Not Required
11310	Storm Inlet Insp Screening	01/23/2019 12:00	Galdeira, Guy	CLOSED		HO29, Pier 29 yard	01/23/2019 11:40	7040	HONOLULU HARBOR	OPEN LINE STATUS	SDOHO29050B	249	Followup Work Not Required
11311	Storm Inlet Insp Screening	01/23/2019 12:00	Galdeira, Guy	CLOSED		HO29, Pier 29 yard	01/23/2019 11:39	7040	HONOLULU HARBOR	OPEN LINE STATUS	SDOHO29100B	250	Followup Work Not Required
11312	Storm Inlet Insp Screening	01/23/2019 12:00		CLOSED		HO29, Pier 29 yard	01/23/2019 11:38	7040	HONOLULU HARBOR	OPEN LINE STATUS	SDOHO29150B	251	Followup Work Not Required
11314	Storm Inlet Insp Screening	01/23/2019 12:00	Galdeira, Guy	CLOSED		HO29, Pier 29 yard	01/23/2019 11:36	7040	HONOLULU HARBOR	OPEN LINE STATUS	SDOHO29250B	253	Followup Work Not Required
11315	Storm Inlet Insp Screening	01/23/2019 12:00	Galdeira, Guy	CLOSED		HO29, Pier 29 yard	01/23/2019 11:36	7040	HONOLULU HARBOR	OPEN LINE STATUS	SDOHO29300B	254	Followup Work Not Required
11316	Storm Inlet Insp Screening	01/23/2019 12:00	Galdeira, Guy	CLOSED		HO29, Pier 29 yard	01/23/2019 11:35	7040	HONOLULU HARBOR	OPEN LINE STATUS	SDOHO29350B	255	Followup Work Not Required
11317	Storm Inlet Insp Screening	01/23/2019 12:00	Galdeira, Guy	CLOSED		HO29, Pier 29 yard	01/23/2019 11:35	7040	HONOLULU HARBOR	OPEN LINE STATUS	SDOHO29400B	256	Followup Work Not Required

Inspection ID	Inspection Type	Date Inspected	Inspected By	Status	Submit To	Location	Finish Date	Work Order ID	District	Entity Type	Entity Uid	Entity Sid	Resolution
11318	Storm Inlet Insp Screening	01/23/2019 12:00	Galdeira, Guy	CLOSED		HO29, Pier 29 yard	01/23/2019 11:30	7040	HONOLULU HARBOR	OPEN LINE STATUS	SDOHO29450B	257	Followup Work Not Required
11319	Storm Inlet Insp Screening	01/23/2019 12:00	Galdeira, Guy	CLOSED		HO29, Pier 29 yard	01/23/2019 11:20	7040	HONOLULU HARBOR	OPEN LINE STATUS	SDOHO29530B	258	Followup Work Not Required
10852	Storm Inlet Insp Screening	01/25/2019 12:00	Galdeira, Guy	CLOSED		HO31, Pier 31 Shed	01/25/2019 10:41	7040	HONOLULU HARBOR	INLET STATUS	SDIHO313922	143	Followup Work Not Required
10894	Storm Inlet Insp Screening	01/25/2019 12:00	Galdeira, Guy	CLOSED		HO31, Pier 31 Shed	01/25/2019 10:38	7040	HONOLULU HARBOR	INLET STATUS	SDIHO313902	211	Followup Work Required
10896	Storm Inlet Insp Screening	01/25/2019 12:00	Galdeira, Guy	CLOSED	McLean, Robert	HO32, BEI Pier 32 Caustic Soda Storage	01/26/2019 11:18	7040	HONOLULU HARBOR	INLET STATUS	SDIHO324246	213	Followup Work Required
10897	Storm Inlet Insp Screening	01/25/2019 12:00	Galdeira, Guy	CLOSED	McLean, Robert	HO32, PENCO/BEI yard	01/26/2019 11:14	7040	HONOLULU HARBOR	INLET STATUS	SDIHO324242	215	Followup Work Required
10900	Storm Inlet Insp Screening	01/25/2019 12:00	Galdeira, Guy	CLOSED	McLean, Robert	HO31, Pier 31-33 shed	01/25/2019 10:55	7040	HONOLULU HARBOR	INLET STATUS	SDIHO314154	221	Followup Work Required
10903	Storm Inlet Insp Screening	01/25/2019 12:00	Galdeira, Guy	CLOSED	McLean, Robert	HO32, PENCO/BEI yard	01/26/2019 11:13	7040	HONOLULU HARBOR	INLET STATUS	SDIHO324244	224	Followup Work Required
11043	Storm Inlet Insp Screening	01/25/2019 12:00	Galdeira, Guy	CLOSED		HO24, Roadway between Bella Pietra Flooring building and Pier 23	01/26/2019 11:32	7040	HONOLULU HARBOR	INLET STATUS	SDIHO243072	407	Followup Work Not Required
11044	Storm Inlet Insp Screening	01/25/2019 12:00	Galdeira, Guy	CLOSED		HO24, Parking lot at front door of Bella Pietra Flooring	01/26/2019 11:32	7040	HONOLULU HARBOR	INLET STATUS	SDIHO243074	408	Followup Work Not Required
11060	Storm Inlet Insp Screening	01/25/2019 12:00	Galdeira, Guy	CLOSED		HO31, Roadway between HECO and Aloha Petroleum	01/26/2019 11:03	7040	HONOLULU HARBOR	INLET STATUS	SDIHO313970	440	Followup Work Not Required
11061	Storm Inlet Insp Screening	01/25/2019 12:00	Galdeira, Guy	CLOSED		HO31, Pier 31 entrance road	01/26/2019 11:02	7040	HONOLULU HARBOR	INLET STATUS	SDIHO313968	442	Followup Work Not Required
11062	Storm Inlet Insp Screening	01/25/2019 12:00	Galdeira, Guy	CLOSED		HO31, Pier 31 entrance road	01/26/2019 11:02	7040	HONOLULU HARBOR	INLET STATUS	SDIHO313966	443	Followup Work Not Required
11063	Storm Inlet Insp Screening	01/25/2019 12:00	Galdeira, Guy	CLOSED		HO31,	01/26/2019 11:07	7040	HONOLULU HARBOR	INLET STATUS	SDIHO314134	444	Followup Work Not Required
11064	Storm Inlet Insp Screening	01/25/2019 12:00	Galdeira, Guy	CLOSED		HO31, Pier 31 yard	01/26/2019 11:05	7040	HONOLULU HARBOR	INLET STATUS	SDIHO314130	445	Followup Work Not Required

Inspection ID	Inspection Type	Date Inspected	Inspected By	Status	Submit To	Location	Finish Date	Work Order ID	District	Entity Type	Entity Uid	Entity Sid	Resolution
11065	Storm Inlet Insp Screening	01/25/2019 12:00	Galdeira, Guy	CLOSED		HO31,	01/26/2019 11:09	7040	HONOLULU HARBOR	INLET STATUS	SDIHO314136	447	Followup Work Not Required
11066	Storm Inlet Insp Screening	01/25/2019 12:00	Galdeira, Guy	CLOSED		HO31,	01/26/2019 11:09	7040	HONOLULU HARBOR	INLET STATUS	SDIHO314132	448	Followup Work Not Required
11067	Storm Inlet Insp Screening	01/25/2019 12:00	Galdeira, Guy	CLOSED		HO31, Pier 31 yard	01/26/2019 11:06	7040	HONOLULU HARBOR	INLET STATUS	SDIHO314016	449	Followup Work Not Required
11068	Storm Inlet Insp Screening	01/25/2019 12:00	Galdeira, Guy	CLOSED		HO32,	01/26/2019 11:23	7040	HONOLULU HARBOR	INLET STATUS	SDIHO324262	456	Followup Work Required
11070	Storm Inlet Insp Screening	01/25/2019 12:00	Galdeira, Guy	CLOSED		HO32,	01/26/2019 11:16	7040	HONOLULU HARBOR	INLET STATUS	SDIHO324236	458	Followup Work Required
11071	Storm Inlet Insp Screening	01/25/2019 12:00	Galdeira, Guy	CLOSED		HO32,	01/26/2019 11:16	7040	HONOLULU HARBOR	INLET STATUS	SDIHO324234	459	Followup Work Not Required
11072	Storm Inlet Insp Screening	01/25/2019 12:00	Galdeira, Guy	CLOSED		HO32,	01/26/2019 11:22	7040	HONOLULU HARBOR	INLET STATUS	SDIHO324260	460	Followup Work Required
11073	Storm Inlet Insp Screening	01/25/2019 12:00	Galdeira, Guy	CLOSED	McLean, Robert	HO32, Pier 32 shed	01/25/2019 10:52	7040	HONOLULU HARBOR	INLET STATUS	SDIHO324232	461	Followup Work Required
11074	Storm Inlet Insp Screening	01/25/2019 12:00	Galdeira, Guy	CLOSED		HO32,	01/25/2019 10:53	7040	HONOLULU HARBOR	INLET STATUS	SDIHO314162	462	Followup Work Not Required
11075	Storm Inlet Insp Screening	01/25/2019 12:00	Galdeira, Guy	CLOSED		HO32, Pier 32 shed	01/25/2019 10:50	7040	HONOLULU HARBOR	INLET STATUS	SDIHO324204	463	Followup Work Not Required
11076	Storm Inlet Insp Screening	01/25/2019 12:00	Galdeira, Guy	CLOSED		HO32, Pier 32 shed	01/25/2019 10:48	7040	HONOLULU HARBOR	INLET STATUS	SDIHO324202	464	Followup Work Not Required
11086	Storm Inlet Insp Screening	01/25/2019 12:00	Galdeira, Guy	CLOSED		HO31, Sea Engineering yard	01/26/2019 11:30	7040	HONOLULU HARBOR	INLET STATUS	SDIHO314390	504	Followup Work Not Required
11087	Storm Inlet Insp Screening	01/25/2019 12:00	Galdeira, Guy	CLOSED		HO31, Sea Engineering office	01/26/2019 11:27	7040	HONOLULU HARBOR	INLET STATUS	SDIHO314392	505	Followup Work Not Required
11088	Storm Inlet Insp Screening	01/25/2019 12:00	Galdeira, Guy	CLOSED		HO31,	01/26/2019 11:29	7040	HONOLULU HARBOR	INLET STATUS	SDIHO314398	506	Followup Work Not Required
11089	Storm Inlet Insp Screening	01/25/2019 12:00	Galdeira, Guy	CLOSED		HO31,	01/26/2019 11:29	7040	HONOLULU HARBOR	INLET STATUS	SDIHO314402	507	Followup Work Not Required

Inspection ID	Inspection Type	Date Inspected	Inspected By	Status	Submit To	Location	Finish Date	Work Order ID	District	Entity Type	Entity Uid	Entity Sid	Resolution
11090	Storm Inlet Insp Screening	01/25/2019 12:00	Galdeira, Guy	CLOSED		HO31,	01/26/2019 11:30	7040	HONOLULU HARBOR	INLET STATUS	SDIHO314396	508	Followup Work Not Required
11091	Storm Inlet Insp Screening	01/25/2019 12:00	Galdeira, Guy	CLOSED		HO31,	01/26/2019 11:28	7040	HONOLULU HARBOR	INLET STATUS	SDIHO314400	509	Followup Work Not Required
11092	Storm Inlet Insp Screening	01/25/2019 12:00	Galdeira, Guy	CLOSED		HO30,	01/25/2019 10:35	7040	HONOLULU HARBOR	INLET STATUS	SDIHO313924	520	Followup Work Not Required
11093	Storm Inlet Insp Screening	01/25/2019 12:00	Galdeira, Guy	CLOSED	McLean, Robert	HO31, Roadway between HECO and Aloha Petroleum	01/26/2019 11:04	7040	HONOLULU HARBOR	INLET STATUS	SDIHO313972	533	Followup Work Required
11106	Storm Inlet Insp Screening	01/25/2019 12:00	Galdeira, Guy	CLOSED		HO31, Pier 31 entrance road	01/26/2019 11:00	7040	HONOLULU HARBOR	INLET STATUS	SDIHO313964	549	Followup Work Not Required
11107	Storm Inlet Insp Screening	01/25/2019 12:00	Galdeira, Guy	CLOSED		HO31,	01/26/2019 11:00	7040	HONOLULU HARBOR	INLET STATUS	SDIHO313962	551	Followup Work Not Required
11108	Storm Inlet Insp Screening	01/25/2019 12:00	Galdeira, Guy	CLOSED		HO32, BEI/PENCO yard	01/26/2019 11:25	7040	HONOLULU HARBOR	INLET STATUS	SDIHO324264	552	Followup Work Not Required
11109	Storm Inlet Insp Screening	01/25/2019 12:00	Galdeira, Guy	CLOSED		HO31, Pier 31 yard	01/26/2019 11:11	7040	HONOLULU HARBOR	INLET STATUS	SDIHO314142	568	Followup Work Not Required
11115	Storm Inlet Insp Screening	01/25/2019 12:00	Galdeira, Guy	CLOSED		HO31, Pier 31 shed	01/25/2019 10:36	7040	HONOLULU HARBOR	INLET STATUS	SDIHO313958	636	Followup Work Not Required
11139	Storm Inlet Insp Screening	01/25/2019 12:00	Galdeira, Guy	CLOSED		HO31, Pier 31 Shed	01/25/2019 10:39	7040	HONOLULU HARBOR	INLET STATUS	SDIHO313954	697	Followup Work Not Required
11144	Storm Inlet Insp Screening	01/25/2019 12:00	Galdeira, Guy	CLOSED		HO31,	01/25/2019 10:47	7040	HONOLULU HARBOR	INLET STATUS	SDIHO314152	704	Followup Work Not Required
11196	Storm Inlet Insp Screening	01/25/2019 12:00	Galdeira, Guy	CLOSED		HO30,	01/25/2019 10:33	7040	HONOLULU HARBOR	INLET STATUS	SDIHO313904	521	Followup Work Not Required
11246	Storm Inlet Insp Screening	01/25/2019 12:00	Galdeira, Guy	CLOSED		HO31, Pier 31 yard	01/26/2019 11:06	7040	HONOLULU HARBOR	OPEN LINE STATUS	SDOHO314049	157	Followup Work Not Required
11247	Storm Inlet Insp Screening	01/25/2019 12:00	Galdeira, Guy	CLOSED		HO31, Pier 31 yard	01/26/2019 11:10	7040	HONOLULU HARBOR	OPEN LINE STATUS	SDOHO314109	158	Followup Work Not Required
11248	Storm Inlet Insp Screening	01/25/2019 12:00	Galdeira, Guy	CLOSED	McLean, Robert	HO31, Pier 31 yard	01/26/2019 10:59	7040	HONOLULU HARBOR	OPEN LINE STATUS	SDOHO314071	159	Followup Work Required

Inspection ID	Inspection Type	Date Inspected	Inspected By	Status	Submit To	Location	Finish Date	Work Order ID	District	Entity Type	Entity Uid	Entity Sid	Resolution
11249	Storm Inlet Insp Screening	01/25/2019 12:00	Galdeira, Guy	CLOSED		HO32, Sea Engineering office	01/26/2019 11:26	7040	HONOLULU HARBOR	OPEN LINE STATUS	SDOHO314391	164	Followup Work Not Required
11293	Storm Inlet Insp Screening	01/25/2019 12:00	Galdeira, Guy	CLOSED		pier 31 shed open area	01/25/2019 10:43	7040	HONOLULU HARBOR	OPEN LINE STATUS	SDOHO314395	229	Followup Work Not Required
11294	Storm Inlet Insp Screening	01/25/2019 12:00	Galdeira, Guy	CLOSED		pier 31 shed open area	01/25/2019 10:46	7040	HONOLULU HARBOR	OPEN LINE STATUS	SDOHO314397	230	Followup Work Not Required
11295	Storm Inlet Insp Screening	01/25/2019 12:00	Galdeira, Guy	CLOSED		pier 31 shed open area	01/25/2019 10:44	7040	HONOLULU HARBOR	OPEN LINE STATUS	SDOHO314399	231	Followup Work Not Required
11296	Storm Inlet Insp Screening	01/25/2019 12:00	Galdeira, Guy	CLOSED		pier 31 shed open area	01/25/2019 10:43	7040	HONOLULU HARBOR	OPEN LINE STATUS	SDOHO314401	232	Followup Work Not Required
11297	Storm Inlet Insp Screening	01/25/2019 12:00	Galdeira, Guy	CLOSED		pier 31 shed open area	01/25/2019 10:46	7040	HONOLULU HARBOR	OPEN LINE STATUS	SDOHO314403	234	Followup Work Not Required
11298	Storm Inlet Insp Screening	01/25/2019 12:00	Galdeira, Guy	CLOSED		pier 31 shed open area	01/25/2019 10:47	7040	HONOLULU HARBOR	OPEN LINE STATUS	SDOHO314393	235	Followup Work Not Required
11299	Storm Inlet Insp Screening	01/25/2019 12:00	Galdeira, Guy	CLOSED		pier 31 shed open area	01/25/2019 10:45	7040	HONOLULU HARBOR	OPEN LINE STATUS	SDOHO314405	238	Followup Work Not Required
11320	Storm Inlet Insp Screening	01/25/2019 12:00	Galdeira, Guy	CLOSED	McLean, Robert	HO31, Pier 31 yard	01/25/2019 11:00	7040	HONOLULU HARBOR	OPEN LINE STATUS	SDOHO314073	665	Followup Work Not Required
11038	Storm Inlet Insp Screening	01/31/2019 03:00	Kaili, Kahea	CLOSED	McLean, Robert	HO23, road on Diamond Head side of Hawaiian Flour Mill silos	01/31/2019 03:54	7040	HONOLULU HARBOR	INLET STATUS	SDIHO233030	402	Followup Work Required
11202	Storm Inlet Insp Screening	01/31/2019 03:00	Kaili, Kahea	CLOSED		HO38, Commercial Fishing Village	01/31/2019 04:01	7040	HONOLULU HARBOR	OPEN LINE STATUS	SDOHO385107	5	Followup Work Required
11031	Storm Inlet Insp Screening	01/31/2019 03:11	Kaili, Kahea	CLOSED	McLean, Robert	HO20, Warehouse No. 6	01/31/2019 03:12	7040	HONOLULU HARBOR	INLET STATUS	SDIHO202642	395	Followup Work Required
11030	Storm Inlet Insp Screening	01/31/2019 03:13	Kaili, Kahea	CLOSED	McLean, Robert	HO20, Warehouse No. 6	01/31/2019 03:14	7040	HONOLULU HARBOR	INLET STATUS	SDIHO202646	394	Followup Work Required
11028	Storm Inlet Insp Screening	01/31/2019 03:14	Kaili, Kahea	CLOSED	McLean, Robert	HO20, Warehouse No. 6	01/31/2019 03:14	7040	HONOLULU HARBOR	INLET STATUS	SDIHO202648	392	Followup Work Required
11029	Storm Inlet Insp Screening	01/31/2019 03:15	Kaili, Kahea	CLOSED		HO20, Warehouse No. 6	01/31/2019 03:15	7040	HONOLULU HARBOR	INLET STATUS	SDIHO202650	393	Followup Work Not Required

Inspection ID	Inspection Type	Date Inspected	Inspected By	Status	Submit To	Location	Finish Date	Work Order ID	District	Entity Type	Entity Uid	Entity Sid	Resolution
11154	Storm Inlet Insp Screening	01/31/2019 03:16	Kaili, Kahea	CLOSED		HO20, Warehouse No. 6	01/31/2019 03:18	7040	HONOLULU HARBOR	INLET STATUS	SDIHO202654	725	Followup Work Not Required
11156	Storm Inlet Insp Screening	01/31/2019 03:16	Kaili, Kahea	CLOSED		HO20, Warehouse No. 6	01/31/2019 03:16	7040	HONOLULU HARBOR	INLET STATUS	SDIHO202652	728	Followup Work Not Required
11153	Storm Inlet Insp Screening	01/31/2019 03:19	Kaili, Kahea	CLOSED		HO20, Warehouse No. 6	01/31/2019 03:19	7040	HONOLULU HARBOR	INLET STATUS	SDIHO202656	724	Followup Work Not Required
11026	Storm Inlet Insp Screening	01/31/2019 03:20	Kaili, Kahea	CLOSED		HO20, Warehouse No. 6	01/31/2019 03:21	7040	HONOLULU HARBOR	INLET STATUS	SDIHO202660	390	Followup Work Not Required
11027	Storm Inlet Insp Screening	01/31/2019 03:20	Kaili, Kahea	CLOSED		HO20, Warehouse No. 6	01/31/2019 03:20	7040	HONOLULU HARBOR	INLET STATUS	SDIHO202658	391	Followup Work Not Required
10944	Storm Inlet Insp Screening	01/31/2019 03:21	Kaili, Kahea	CLOSED		HO20, Warehouse No. 6	01/31/2019 03:21	7040	HONOLULU HARBOR	INLET STATUS	SDIHO202662	292	Followup Work Not Required
11023	Storm Inlet Insp Screening	01/31/2019 03:32	Kaili, Kahea	CLOSED		HO20, Warehouse No. 6	01/31/2019 03:32	7040	HONOLULU HARBOR	INLET STATUS	SDIHO202666	387	Followup Work Not Required
11022	Storm Inlet Insp Screening	01/31/2019 03:33	Kaili, Kahea	CLOSED		HO20, Warehouse No. 6	01/31/2019 03:33	7040	HONOLULU HARBOR	INLET STATUS	SDIHO202670	386	Followup Work Not Required
11024	Storm Inlet Insp Screening	01/31/2019 03:33	Kaili, Kahea	CLOSED		HO20, Warehouse No. 6	01/31/2019 03:33	7040	HONOLULU HARBOR	INLET STATUS	SDIHO202672	388	Followup Work Not Required
11017	Storm Inlet Insp Screening	01/31/2019 03:34	Kaili, Kahea	CLOSED		HO20, Warehouse No. 8	01/31/2019 03:34	7040	HONOLULU HARBOR	INLET STATUS	SDIHO202674	381	Followup Work Not Required
11279	Storm Inlet Insp Screening	01/31/2019 03:35	Kaili, Kahea	CLOSED		HO23, Pier 23 Shed	01/31/2019 03:35	7040	HONOLULU HARBOR	OPEN LINE STATUS	SDOHO232815	206	Followup Work Not Required
10902	Storm Inlet Insp Screening	01/31/2019 03:36	Kaili, Kahea	CLOSED		HO23, Warehouse #8	01/31/2019 03:37	7040	HONOLULU HARBOR	INLET STATUS	SDIHO232678	223	Followup Work Required
11036	Storm Inlet Insp Screening	01/31/2019 03:36	Kaili, Kahea	CLOSED		HO23, road fronting loading dock for DHX	01/31/2019 03:36	7040	HONOLULU HARBOR	INLET STATUS	SDIHO232812	400	Followup Work Not Required
11033	Storm Inlet Insp Screening	01/31/2019 03:37	Kaili, Kahea	CLOSED	McLean, Robert	HO23, DHX yard; Former molasses tank farm at Pier 19	01/31/2019 03:38	7040	HONOLULU HARBOR	INLET STATUS	SDIHO232680	397	Followup Work Required
11011	Storm Inlet Insp Screening	01/31/2019 03:38	Kaili, Kahea	CLOSED	McLean, Robert	HO23, DHX yard; Former molasses tank farm at Pier 19	01/31/2019 03:38	7040	HONOLULU HARBOR	INLET STATUS	SDIHO232682	375	Followup Work Required

Inspection ID	Inspection Type	Date Inspected	Inspected By	Status	Submit To	Location	Finish Date	Work Order ID	District	Entity Type	Entity Uid	Entity Sid	Resolution
11035	Storm Inlet Insp Screening	01/31/2019 03:39	Kaili, Kahea	CLOSED	McLean, Robert	HO23, DHX yard	01/31/2019 03:39	7040	HONOLULU HARBOR	INLET STATUS	SDIHO232686	399	Followup Work Not Required
11141	Storm Inlet Insp Screening	01/31/2019 03:48	Kaili, Kahea	CLOSED	McLean, Robert	HO19, Pier 19 shed	01/31/2019 03:49	7040	HONOLULU HARBOR	INLET STATUS	SDIHO192484	700	Followup Work Not Required
11010	Storm Inlet Insp Screening	01/31/2019 03:49	Kaili, Kahea	CLOSED	McLean, Robert	HO23, DHX yard; Former molasses tank farm at Pier 19	01/31/2019 03:50	7040	HONOLULU HARBOR	INLET STATUS	SDIHO232448	374	Followup Work Not Required
11009	Storm Inlet Insp Screening	01/31/2019 03:50	Kaili, Kahea	CLOSED		HO23, DHX yard; Former molasses tank farm at Pier 19	01/31/2019 03:50	7040	HONOLULU HARBOR	INLET STATUS	SDIHO232438	373	Followup Work Not Required
11012	Storm Inlet Insp Screening	01/31/2019 03:51	Kaili, Kahea	CLOSED		HO23, DHX yard; Former molasses tank farm at Pier 19	01/31/2019 03:51	7040	HONOLULU HARBOR	INLET STATUS	SDIHO232442	376	Followup Work Not Required
11008	Storm Inlet Insp Screening	01/31/2019 03:52	Kaili, Kahea	CLOSED	McLean, Robert	HO23, DHX yard; Former molasses tank farm at Pier 19	01/31/2019 03:52	7040	HONOLULU HARBOR	INLET STATUS	SDIHO232440	372	Followup Work Not Required
11037	Storm Inlet Insp Screening	01/31/2019 03:52	Kaili, Kahea	CLOSED		HO23, road near Hawaii Flour Mills silos and loading dock for DHX	01/31/2019 03:53	7040	HONOLULU HARBOR	INLET STATUS	SDIHO232814	401	Followup Work Not Required
11039	Storm Inlet Insp Screening	01/31/2019 03:54	Kaili, Kahea	CLOSED		HO23, road on Diamond Head side of Hawaiian Flour Mill silos	01/31/2019 03:55	7040	HONOLULU HARBOR	INLET STATUS	SDIHO233008	403	Followup Work Not Required
11041	Storm Inlet Insp Screening	01/31/2019 03:55	Kaili, Kahea	CLOSED	McLean, Robert	HO23, McCabe, Hamilton and Renny, The Stevedores	01/31/2019 03:56	7040	HONOLULU HARBOR	INLET STATUS	SDIHO233010	405	Followup Work Required
10778	Storm Inlet Insp Screening	01/31/2019 03:56	Kaili, Kahea	CLOSED	McLean, Robert	HO36, Commercial Fishing Village	01/31/2019 03:57	7040	HONOLULU HARBOR	INLET STATUS	SDIHO364604	53	Followup Work Required
10758	Storm Inlet Insp Screening	01/31/2019 03:58	Kaili, Kahea	CLOSED		HO38, Commercial Fishing Village	01/31/2019 03:59	7040	HONOLULU HARBOR	INLET STATUS	SDIHO384608	33	Followup Work Not Required
10759	Storm Inlet Insp Screening	01/31/2019 03:58	Kaili, Kahea	CLOSED		HO38, Commercial Fishing Village	01/31/2019 03:58	7040	HONOLULU HARBOR	INLET STATUS	SDIHO384606	34	Followup Work Not Required
10777	Storm Inlet Insp Screening	01/31/2019 03:59	Kaili, Kahea	CLOSED	McLean, Robert	HO38, Commercial Fishing Village	01/31/2019 03:59	7040	HONOLULU HARBOR	INLET STATUS	SDIHO385154	52	Followup Work Not Required
10776	Storm Inlet Insp Screening	01/31/2019 04:00	Kaili, Kahea	CLOSED	McLean, Robert	HO38, Commercial Fishing Village	01/31/2019 04:00	7040	HONOLULU HARBOR	INLET STATUS	SDIHO385152	51	Followup Work Required
10771	Storm Inlet Insp Screening	01/31/2019 04:01	Kaili, Kahea	CLOSED		H38, Commercial Fishing Village	01/31/2019 04:02	7040	HONOLULU HARBOR	INLET STATUS	SDIHO385102	46	Followup Work Not Required

Inspection ID	Inspection Type	Date Inspected	Inspected By	Status	Submit To	Location	Finish Date	Work Order ID	District	Entity Type	Entity Uid	Entity Sid	Resolution
10772	Storm Inlet Insp Screening	01/31/2019 04:02	Kaili, Kahea	CLOSED		HO38, Commercial Fishing Village	01/31/2019 04:03	7040	HONOLULU HARBOR	INLET STATUS	SDIHO384902	47	Followup Work Not Required
11199	Storm Inlet Insp Screening	01/31/2019 04:03	Kaili, Kahea	CLOSED		HO38, Commercial Fishing Village	01/31/2019 04:03	7040	HONOLULU HARBOR	OPEN LINE STATUS	SDOHO385057	2	Followup Work Not Required
11200	Storm Inlet Insp Screening	01/31/2019 04:04	Kaili, Kahea	CLOSED		HO38, Commercial Fishing Village	01/31/2019 04:04	7040	HONOLULU HARBOR	OPEN LINE STATUS	SDOHO385059	3	Followup Work Not Required
11201	Storm Inlet Insp Screening	01/31/2019 04:04	Kaili, Kahea	CLOSED		HO38, Commercial Fishing Village	01/31/2019 04:05	7040	HONOLULU HARBOR	OPEN LINE STATUS	SDOHO385003	4	Followup Work Not Required
10766	Storm Inlet Insp Screening	01/31/2019 04:05	Kaili, Kahea	CLOSED		HO38, Commercial Fishing Village	01/31/2019 04:06	7040	HONOLULU HARBOR	INLET STATUS	SDIHO384806	41	Followup Work Not Required
10767	Storm Inlet Insp Screening	01/31/2019 04:06	Kaili, Kahea	CLOSED		HO38, Commercial Fishing Village	01/31/2019 04:07	7040	HONOLULU HARBOR	INLET STATUS	SDIHO384808	42	Followup Work Not Required
10764	Storm Inlet Insp Screening	01/31/2019 04:10	Kaili, Kahea	CLOSED		HO38, Commercial Fishing Village	01/31/2019 04:10	7040	HONOLULU HARBOR	INLET STATUS	SDIHO384814	39	Followup Work Not Required
10762	Storm Inlet Insp Screening	01/31/2019 04:11	Kaili, Kahea	CLOSED		HO38, Commercial Fishing Village	01/31/2019 04:12	7040	HONOLULU HARBOR	INLET STATUS	SDIHO384820	37	Followup Work Not Required
10763	Storm Inlet Insp Screening	01/31/2019 04:11	Kaili, Kahea	CLOSED		HO38, Commercial Fishing Village	01/31/2019 04:11	7040	HONOLULU HARBOR	INLET STATUS	SDIHO384816	38	Followup Work Not Required
10761	Storm Inlet Insp Screening	01/31/2019 04:12	Kaili, Kahea	CLOSED		HO38, Commercial Fishing Village	01/31/2019 04:12	7040	HONOLULU HARBOR	INLET STATUS	SDIHO384822	36	Followup Work Not Required
10760	Storm Inlet Insp Screening	01/31/2019 04:13	Kaili, Kahea	CLOSED		HO38, Commercial Fishing Village	01/31/2019 04:13	7040	HONOLULU HARBOR	INLET STATUS	SDIHO384710	35	Followup Work Not Required
10770	Storm Inlet Insp Screening	01/31/2019 04:13	Kaili, Kahea	CLOSED		HO38, Commercial Fishing Village	01/31/2019 04:14	7040	HONOLULU HARBOR	INLET STATUS	SDIHO384708	45	Followup Work Not Required
10768	Storm Inlet Insp Screening	01/31/2019 04:14	Kaili, Kahea	CLOSED		HO38, Commercial Fishing Village	01/31/2019 04:15	7040	HONOLULU HARBOR	INLET STATUS	SDIHO384704	43	Followup Work Not Required
10769	Storm Inlet Insp Screening	01/31/2019 04:14	Kaili, Kahea	CLOSED		HO38, Commercial Fishing Village	01/31/2019 04:14	7040	HONOLULU HARBOR	INLET STATUS	SDIHO384706	44	Followup Work Not Required
11025	Storm Inlet Insp Screening	01/31/2019 04:16	Kaili, Kahea	CLOSED		HO20, Warehouse No. 6	01/31/2019 04:16	7040	HONOLULU HARBOR	INLET STATUS	SDIHO202664	389	Followup Work Not Required

Inspection ID	Inspection Type	Date Inspected	Inspected By	Status	Submit To	Location	Finish Date	Work Order ID	District	Entity Type	Entity Uid	Entity Sid	Resolution
11191	Storm Inlet Insp Screening	01/8/2019 10:39	Inouye, Ken	CLOSED		HO02,	01/14/2019 10:16	7040	HONOLULU HARBOR	INLET STATUS	SDIHO010290	197	Followup Work Not Required
11192	Storm Inlet Insp Screening	01/8/2019 10:39	Inouye, Ken	CLOSED		HO02,	01/14/2019 10:16	7040	HONOLULU HARBOR	INLET STATUS	SDIHO010292	198	Followup Work Not Required
10882	Storm Inlet Insp Screening	01/8/2019 10:40	Inouye, Ken	CLOSED		HO02,	01/14/2019 10:16	7040	HONOLULU HARBOR	INLET STATUS	SDIHO010286	195	Followup Work Not Required
11190	Storm Inlet Insp Screening	01/8/2019 10:40	Inouye, Ken	CLOSED		HO02,	01/14/2019 10:16	7040	HONOLULU HARBOR	INLET STATUS	SDIHO010288	196	Followup Work Not Required
10880	Storm Inlet Insp Screening	01/8/2019 10:41	Inouye, Ken	CLOSED		HO02,	01/14/2019 10:17	7040	HONOLULU HARBOR	INLET STATUS	SDIHO010282	193	Followup Work Not Required
10881	Storm Inlet Insp Screening	01/8/2019 10:41	Inouye, Ken	CLOSED		HO02,	01/14/2019 10:16	7040	HONOLULU HARBOR	INLET STATUS	SDIHO010284	194	Followup Work Not Required
10877	Storm Inlet Insp Screening	01/8/2019 10:42	Inouye, Ken	CLOSED		HO02,	01/14/2019 10:17	7040	HONOLULU HARBOR	INLET STATUS	SDIHO010276	190	Followup Work Not Required
10878	Storm Inlet Insp Screening	01/8/2019 10:42	Inouye, Ken	CLOSED		HO02,	01/14/2019 10:17	7040	HONOLULU HARBOR	INLET STATUS	SDIHO010278	191	Followup Work Not Required
10879	Storm Inlet Insp Screening	01/8/2019 10:42	Inouye, Ken	CLOSED		HO02,	01/14/2019 10:17	7040	HONOLULU HARBOR	INLET STATUS	SDIHO010280	192	Followup Work Not Required
10876	Storm Inlet Insp Screening	01/8/2019 10:43	Inouye, Ken	CLOSED		HO02,	01/14/2019 10:17	7040	HONOLULU HARBOR	INLET STATUS	SDIHO010274	189	Followup Work Not Required
10875	Storm Inlet Insp Screening	01/8/2019 10:44	Inouye, Ken	CLOSED		HO02,	01/14/2019 10:18	7040	HONOLULU HARBOR	INLET STATUS	SDIHO010272	188	Followup Work Not Required
10873	Storm Inlet Insp Screening	01/8/2019 10:52	Inouye, Ken	CLOSED		HO02,	01/14/2019 10:18	7040	HONOLULU HARBOR	INLET STATUS	SDIHO010268	186	Followup Work Not Required
10874	Storm Inlet Insp Screening	01/8/2019 10:52	Inouye, Ken	CLOSED		HO02,	01/14/2019 10:18	7040	HONOLULU HARBOR	INLET STATUS	SDIHO010270	187	Followup Work Not Required
10871	Storm Inlet Insp Screening	01/8/2019 10:53	Inouye, Ken	CLOSED		HO02,	01/14/2019 10:15	7040	HONOLULU HARBOR	INLET STATUS	SDIHO010264	184	Followup Work Not Required
10872	Storm Inlet Insp Screening	01/8/2019 10:53	Inouye, Ken	CLOSED		HO02,	01/14/2019 10:18	7040	HONOLULU HARBOR	INLET STATUS	SDIHO010266	185	Followup Work Not Required

Inspection ID	Inspection Type	Date Inspected	Inspected By	Status	Submit To	Location	Finish Date	Work Order ID	District	Entity Type	Entity Uid	Entity Sid	Resolution
10868	Storm Inlet Insp Screening	01/8/2019 10:54	Inouye, Ken	CLOSED		HO02,	01/14/2019 10:15	7040	HONOLULU HARBOR	INLET STATUS	SDIHO010258	181	Followup Work Not Required
10869	Storm Inlet Insp Screening	01/8/2019 10:54	Inouye, Ken	CLOSED		HO02,	01/14/2019 10:15	7040	HONOLULU HARBOR	INLET STATUS	SDIHO010260	182	Followup Work Not Required
10870	Storm Inlet Insp Screening	01/8/2019 10:54	Inouye, Ken	'ORK COMPI		HO02,		7040	HONOLULU HARBOR	INLET STATUS	SDIHO010262	183	Followup Work Not Required
10867	Storm Inlet Insp Screening	01/8/2019 10:55	Inouye, Ken	CLOSED		HO02,	01/14/2019 10:15	7040	HONOLULU HARBOR	INLET STATUS	SDIHO010256	180	Followup Work Not Required
11114	Storm Inlet Insp Screening	01/8/2019 11:08	Inouye, Ken	CLOSED		HO11, Harbors Division Administration Building	01/14/2019 10:33	7040	HONOLULU HARBOR	INLET STATUS	SDIHO111824	635	Followup Work Not Required
11113	Storm Inlet Insp Screening	01/8/2019 11:10	Inouye, Ken	CLOSED		HO11, Harbors Division Administration Building	01/14/2019 10:33	7040	HONOLULU HARBOR	INLET STATUS	SDIHO111836	634	Followup Work Not Required
10957	Storm Inlet Insp Screening	01/9/2019 10:07	Inouye, Ken	CLOSED		HO09, Aloha Tower Market Place	01/14/2019 10:26	7040	HONOLULU HARBOR	INLET STATUS	SDIHO091458	306	Followup Work Not Required
10954	Storm Inlet Insp Screening	01/9/2019 10:08	Inouye, Ken	CLOSED		HO09, Aloha Tower Market Place	01/14/2019 10:26	7040	HONOLULU HARBOR	INLET STATUS	SDIHO091464	303	Followup Work Not Required
10955	Storm Inlet Insp Screening	01/9/2019 10:08	Inouye, Ken	CLOSED		HO09, Aloha Tower Market Place	01/14/2019 10:26	7040	HONOLULU HARBOR	INLET STATUS	SDIHO091466	304	Followup Work Not Required
10956	Storm Inlet Insp Screening	01/9/2019 10:08	Inouye, Ken	CLOSED		HO09, Aloha Tower Market Place	01/14/2019 10:26	7040	HONOLULU HARBOR	INLET STATUS	SDIHO091456	305	Followup Work Not Required
10959	Storm Inlet Insp Screening	01/9/2019 10:09	Inouye, Ken	CLOSED		HO09, Aloha Tower Market Place	01/14/2019 10:27	7040	HONOLULU HARBOR	INLET STATUS	SDIHO091472	308	Followup Work Not Required
10962	Storm Inlet Insp Screening	01/9/2019 10:10	Inouye, Ken	CLOSED		HO09, Aloha Tower Market Place	01/14/2019 10:27	7040	HONOLULU HARBOR	INLET STATUS	SDIHO091480	312	Followup Work Not Required
10963	Storm Inlet Insp Screening	01/9/2019 10:10	Inouye, Ken	CLOSED		HO09, Aloha Tower Market Place	01/14/2019 10:27	7040	HONOLULU HARBOR	INLET STATUS	SDIHO091482	313	Followup Work Not Required
10953	Storm Inlet Insp Screening	01/9/2019 10:11	Inouye, Ken	'ORK COMPI		HO09, Aloha Tower Market Place		7040	HONOLULU HARBOR	INLET STATUS	SDIHO091462	302	Followup Work Not Required
10964	Storm Inlet Insp Screening	01/9/2019 10:11	Inouye, Ken	CLOSED		HO09, Aloha Tower Market Place	01/14/2019 10:28	7040	HONOLULU HARBOR	INLET STATUS	SDIHO091488	314	Followup Work Not Required

Inspection ID	Inspection Type	Date Inspected	Inspected By	Status	Submit To	Location	Finish Date	Work Order ID	District	Entity Type	Entity Uid	Entity Sid	Resolution
10965	Storm Inlet Insp Screening	01/9/2019 10:11	Inouye, Ken	CLOSED		HO09, Aloha Tower Market Place	01/14/2019 10:28	7040	HONOLULU HARBOR	INLET STATUS	SDIHO091490	315	Followup Work Not Required
10952	Storm Inlet Insp Screening	01/9/2019 10:12	Inouye, Ken	CLOSED		HO09, Aloha Tower Market Place	01/14/2019 10:27	7040	HONOLULU HARBOR	INLET STATUS	SDIHO091486	301	Followup Work Not Required
10958	Storm Inlet Insp Screening	01/9/2019 10:12	Inouye, Ken	CLOSED		HO09, Aloha Tower Market Place	01/14/2019 10:26	7040	HONOLULU HARBOR	INLET STATUS	SDIHO091470	307	Followup Work Not Required
10961	Storm Inlet Insp Screening	01/9/2019 10:12	Inouye, Ken	CLOSED		HO09, Aloha Tower Market Place	01/14/2019 10:27	7040	HONOLULU HARBOR	INLET STATUS	SDIHO091478	311	Followup Work Not Required
10960	Storm Inlet Insp Screening	01/9/2019 10:13	Inouye, Ken	CLOSED		HO09, Aloha Tower Market Place	01/14/2019 10:27	7040	HONOLULU HARBOR	INLET STATUS	SDIHO091474	309	Followup Work Not Required
10983	Storm Inlet Insp Screening	01/9/2019 10:13	Inouye, Ken	CLOSED		HO09, Aloha Tower Market Place	01/14/2019 10:28	7040	HONOLULU HARBOR	INLET STATUS	SDIHO091654	334	Followup Work Not Required
10984	Storm Inlet Insp Screening	01/9/2019 10:14	Inouye, Ken	CLOSED		HO09, Aloha Tower Market Place	01/14/2019 10:28	7040	HONOLULU HARBOR	INLET STATUS	SDIHO091652	335	Followup Work Not Required
10985	Storm Inlet Insp Screening	01/9/2019 10:14	Inouye, Ken	CLOSED		HO09, Aloha Tower Market Place	01/14/2019 10:28	7040	HONOLULU HARBOR	INLET STATUS	SDIHO091656	336	Followup Work Not Required
10987	Storm Inlet Insp Screening	01/9/2019 10:15	Inouye, Ken	CLOSED		HO09, Aloha Tower Market Place	01/14/2019 10:29	7040	HONOLULU HARBOR	INLET STATUS	SDIHO091648	338	Followup Work Not Required
10991	Storm Inlet Insp Screening	01/9/2019 10:15	Inouye, Ken	CLOSED		HO09, Aloha Tower Market Place	01/14/2019 10:29	7040	HONOLULU HARBOR	INLET STATUS	SDIHO091604	342	Followup Work Not Required
10992	Storm Inlet Insp Screening	01/9/2019 10:15	Inouye, Ken	CLOSED		HO09, Aloha Tower Market Place	01/14/2019 10:29	7040	HONOLULU HARBOR	INLET STATUS	SDIHO091608	343	Followup Work Not Required
10989	Storm Inlet Insp Screening	01/9/2019 10:16	Inouye, Ken	CLOSED		HO09, Aloha Tower Market Place	01/14/2019 10:30	7040	HONOLULU HARBOR	INLET STATUS	SDIHO091622	340	Followup Work Not Required
10990	Storm Inlet Insp Screening	01/9/2019 10:16	Inouye, Ken	CLOSED	McLean, Robert	HO09, Aloha Tower Market Place	01/14/2019 10:29	7040	HONOLULU HARBOR	INLET STATUS	SDIHO091620	341	Followup Work Not Required
10996	Storm Inlet Insp Screening	01/9/2019 10:16	Inouye, Ken	CLOSED		HO09, Aloha Tower Market Place	01/14/2019 10:29	7040	HONOLULU HARBOR	INLET STATUS	SDIHO091610	347	Followup Work Not Required
10988	Storm Inlet Insp Screening	01/9/2019 10:17	Inouye, Ken	CLOSED		HO09, Aloha Tower Market Place	01/14/2019 10:28	7040	HONOLULU HARBOR	INLET STATUS	SDIHO091630	339	Followup Work Not Required

Inspection ID	Inspection Type	Date Inspected	Inspected By	Status	Submit To	Location	Finish Date	Work Order ID	District	Entity Type	Entity Uid	Entity Sid	Resolution
10995	Storm Inlet Insp Screening	01/9/2019 10:17	Inouye, Ken	CLOSED		HO09, Aloha Tower Market Place	01/14/2019 10:30	7040	HONOLULU HARBOR	INLET STATUS	SDIHO091624	346	Followup Work Not Required
10993	Storm Inlet Insp Screening	01/9/2019 10:18	Inouye, Ken	CLOSED		HO09, Aloha Tower Market Place	01/14/2019 10:30	7040	HONOLULU HARBOR	INLET STATUS	SDIHO091572	344	Followup Work Not Required
10994	Storm Inlet Insp Screening	01/9/2019 10:18	Inouye, Ken	CLOSED		HO09, Aloha Tower Market Place	01/14/2019 10:30	7040	HONOLULU HARBOR	INLET STATUS	SDIHO091626	345	Followup Work Not Required
10986	Storm Inlet Insp Screening	01/9/2019 10:19	Inouye, Ken	CLOSED		HO09, Aloha Tower Market Place	01/14/2019 10:28	7040	HONOLULU HARBOR	INLET STATUS	SDIHO091650	337	Followup Work Not Required
10980	Storm Inlet Insp Screening	01/9/2019 10:28	Inouye, Ken	CLOSED		HO09, Aloha Tower Market Place	01/14/2019 10:31	7040	HONOLULU HARBOR	INLET STATUS	SDIHO091360	331	Followup Work Not Required
10981	Storm Inlet Insp Screening	01/9/2019 10:28	Inouye, Ken	CLOSED		HO09, Aloha Tower Market Place	01/14/2019 10:31	7040	HONOLULU HARBOR	INLET STATUS	SDIHO091356	332	Followup Work Not Required
10975	Storm Inlet Insp Screening	01/9/2019 10:29	Inouye, Ken	CLOSED		HO09, Aloha Tower Market Place	01/14/2019 10:31	7040	HONOLULU HARBOR	INLET STATUS	SDIHO091364	326	Followup Work Not Required
10979	Storm Inlet Insp Screening	01/9/2019 10:29	Inouye, Ken	CLOSED		HO09, Aloha Tower Market Place	01/14/2019 10:31	7040	HONOLULU HARBOR	INLET STATUS	SDIHO091362	330	Followup Work Not Required
10966	Storm Inlet Insp Screening	01/9/2019 10:42	Inouye, Ken	CLOSED		HO09, Aloha Tower Market Place	01/14/2019 10:32	7040	HONOLULU HARBOR	INLET STATUS	SDIHO091434	317	Followup Work Not Required
10967	Storm Inlet Insp Screening	01/9/2019 10:42	Inouye, Ken	CLOSED		HO09, Aloha Tower Market Place	01/14/2019 10:32	7040	HONOLULU HARBOR	INLET STATUS	SDIHO091432	318	Followup Work Not Required
10968	Storm Inlet Insp Screening	01/9/2019 10:42	Inouye, Ken	CLOSED		HO09, Aloha Tower Market Place	01/14/2019 10:32	7040	HONOLULU HARBOR	INLET STATUS	SDIHO091430	319	Followup Work Not Required
10970	Storm Inlet Insp Screening	01/9/2019 10:52	Inouye, Ken	CLOSED	McLean, Robert	HO09, Aloha Tower Market Place	01/14/2019 10:32	7040	HONOLULU HARBOR	INLET STATUS	SDIHO091422	321	Followup Work Not Required
10971	Storm Inlet Insp Screening	01/9/2019 10:52	Inouye, Ken	CLOSED	McLean, Robert	HO09, Aloha Tower Market Place	01/14/2019 10:32	7040	HONOLULU HARBOR	INLET STATUS	SDIHO091424	322	Followup Work Not Required
10969	Storm Inlet Insp Screening	01/9/2019 10:53	Inouye, Ken	CLOSED		HO09, Aloha Tower Market Place	01/14/2019 10:31	7040	HONOLULU HARBOR	INLET STATUS	SDIHO091420	320	Followup Work Not Required
10972	Storm Inlet Insp Screening	01/9/2019 10:53	Inouye, Ken	CLOSED		HO09, Aloha Tower Market Place	01/14/2019 10:32	7040	HONOLULU HARBOR	INLET STATUS	SDIHO091384	323	Followup Work Not Required

Inspection ID	Inspection Type	Date Inspected	Inspected By	Status	Submit To	Location	Finish Date	Work Order ID	District	Entity Type	Entity Uid	Entity Sid	Resolution
10973	Storm Inlet Insp Screening	01/9/2019 10:53	Inouye, Ken	CLOSED		HO09, Aloha Tower Market Place	01/14/2019 10:32	7040	HONOLULU HARBOR	INLET STATUS	SDIHO091388	324	Followup Work Not Required
10974	Storm Inlet Insp Screening	01/9/2019 10:54	Inouye, Ken	CLOSED		HO09, Aloha Tower Market Place	01/14/2019 10:33	7040	HONOLULU HARBOR	INLET STATUS	SDIHO091390	325	Followup Work Not Required
10976	Storm Inlet Insp Screening	01/9/2019 10:54	Inouye, Ken	CLOSED		HO09, Aloha Tower Market Place	01/14/2019 10:33	7040	HONOLULU HARBOR	INLET STATUS	SDIHO091392	327	Followup Work Not Required
10977	Storm Inlet Insp Screening	01/9/2019 10:54	Inouye, Ken	CLOSED		HO09, Aloha Tower Market Place	01/14/2019 10:33	7040	HONOLULU HARBOR	INLET STATUS	SDIHO091394	328	Followup Work Not Required
10978	Storm Inlet Insp Screening	01/9/2019 10:55	Inouye, Ken	CLOSED		HO09, Aloha Tower Market Place	01/14/2019 10:33	7040	HONOLULU HARBOR	INLET STATUS	SDIHO091396	329	Followup Work Not Required
10982	Storm Inlet Insp Screening	01/9/2019 10:55	Inouye, Ken	CLOSED		HO09, Aloha Tower Market Place	01/14/2019 10:31	7040	HONOLULU HARBOR	INLET STATUS	SDIHO091352	333	Followup Work Not Required
11244	Storm Inlet Insp Screening	01/9/2019 10:55	Inouye, Ken	CLOSED		HO08, Aloha Tower Market Place loading dock	01/14/2019 10:31	7040	HONOLULU HARBOR	OPEN LINE STATUS	SDOHO081515	155	Followup Work Not Required
11193	Storm Inlet Insp Screening	01/9/2019 10:56	Inouye, Ken	CLOSED		HO08, Aloha Tower Market Place parking lot	01/14/2019 10:23	7040	HONOLULU HARBOR	INLET STATUS	SDIHO081240	240	Followup Work Not Required
11194	Storm Inlet Insp Screening	01/9/2019 10:56	Inouye, Ken	CLOSED		HO08, Nimitz Highway	01/14/2019 10:23	7040	HONOLULU HARBOR	INLET STATUS	SDIHO081244	243	Followup Work Not Required
10907	Storm Inlet Insp Screening	01/9/2019 10:58	Inouye, Ken	CLOSED		HO08, Aloha Tower Market Place parking lot	01/14/2019 10:24	7040	HONOLULU HARBOR	INLET STATUS	SDIHO081284	238	Followup Work Not Required
10908	Storm Inlet Insp Screening	01/9/2019 10:58	Inouye, Ken	CLOSED		HO08, Aloha Tower Market Place parking lot	01/14/2019 10:24	7040	HONOLULU HARBOR	INLET STATUS	SDIHO081282	239	Followup Work Not Required
10948	Storm Inlet Insp Screening	01/9/2019 10:59	Inouye, Ken	CLOSED		HO09, Irwin Park	01/14/2019 10:24	7040	HONOLULU HARBOR	INLET STATUS	SDIHO091310	297	Followup Work Not Required
10949	Storm Inlet Insp Screening	01/9/2019 10:59	Inouye, Ken	CLOSED		HO09, Irwin Park	01/14/2019 10:24	7040	HONOLULU HARBOR	INLET STATUS	SDIHO091308	298	Followup Work Not Required
10947	Storm Inlet Insp Screening	01/9/2019 11:00	Inouye, Ken	CLOSED		HO09, Irwin Park	01/14/2019 10:25	7040	HONOLULU HARBOR	INLET STATUS	SDIHO091296	296	Followup Work Not Required
10951	Storm Inlet Insp Screening	01/9/2019 11:00	Inouye, Ken	CLOSED		HO09, Irwin Park	01/14/2019 10:25	7040	HONOLULU HARBOR	INLET STATUS	SDIHO091294	300	Followup Work Not Required

Inspection ID	Inspection Type	Date Inspected	Inspected By	Status	Submit To	Location	Finish Date	Work Order ID	District	Entity Type	Entity Uid	Entity Sid	Resolution
10946	Storm Inlet Insp Screening	01/9/2019 11:02	Inouye, Ken	CLOSED		HO09, Irwin Park	01/14/2019 10:25	7040	HONOLULU HARBOR	INLET STATUS	SDIHO091290	295	Followup Work Not Required
10905	Storm Inlet Insp Screening	01/9/2019 11:03	Inouye, Ken	CLOSED		HO08, Aloha Tower Market Place parking lot	01/14/2019 10:24	7040	HONOLULU HARBOR	INLET STATUS	SDIHO081288	236	Followup Work Not Required
10906	Storm Inlet Insp Screening	01/9/2019 11:03	Inouye, Ken	CLOSED		HO08, Aloha Tower Market Place parking lot	01/14/2019 10:24	7040	HONOLULU HARBOR	INLET STATUS	SDIHO081286	237	Followup Work Not Required
10904	Storm Inlet Insp Screening	01/9/2019 11:04	Inouye, Ken	CLOSED		HO08, Aloha Tower Market Place parking lot	01/14/2019 10:24	7040	HONOLULU HARBOR	INLET STATUS	SDIHO081242	235	Followup Work Not Required
10909	Storm Inlet Insp Screening	01/9/2019 11:04	Inouye, Ken	CLOSED		HO08, Aloha Tower Market Place parking lot	01/14/2019 10:23	7040	HONOLULU HARBOR	INLET STATUS	SDIHO081238	241	Followup Work Not Required
10945	Storm Inlet Insp Screening	01/9/2019 11:05	Inouye, Ken	CLOSED		HO09, Irwin Park	01/14/2019 10:25	7040	HONOLULU HARBOR	INLET STATUS	SDIHO091292	294	Followup Work Not Required
10780	Storm Inlet Insp Screening	02/10/2019 09:00	Shimizu, Paul	CLOSED		HO51,	02/10/2019 12:33	7040	HONOLULU HARBOR	INLET STATUS	SDIHO517806	58	Followup Work Not Required
10781	Storm Inlet Insp Screening	02/10/2019 09:00	Shimizu, Paul	CLOSED		HO51, Parking lot outside of Horizon Lines	02/10/2019 12:35	7040	HONOLULU HARBOR	INLET STATUS	SDIHO517804	59	Followup Work Not Required
10782	Storm Inlet Insp Screening	02/10/2019 09:00	Shimizu, Paul	CLOSED		HO51, Sand Island	02/10/2019 12:39	7040	HONOLULU HARBOR	INLET STATUS	SDIHO517810	60	Followup Work Required
10783	Storm Inlet Insp Screening	02/10/2019 09:00	Shimizu, Paul	CLOSED		HO51, Sand Island	02/10/2019 12:40	7040	HONOLULU HARBOR	INLET STATUS	SDIHO517854	62	
10785	Storm Inlet Insp Screening	02/10/2019 09:00	Shimizu, Paul	CLOSED		HO51A, Sand Island	02/10/2019 12:41	7040	HONOLULU HARBOR	INLET STATUS	SDIHO517852	65	Followup Work Not Required
10787	Storm Inlet Insp Screening	02/10/2019 09:00	Shimizu, Paul	CLOSED		HO51A, Horizon Lines	02/10/2019 12:42	7040	HONOLULU HARBOR	INLET STATUS	SDIHO517882	67	Followup Work Not Required
10788	Storm Inlet Insp Screening	02/10/2019 09:00	Shimizu, Paul	CLOSED		HO51A, Sand Island	02/10/2019 12:42	7040	HONOLULU HARBOR	INLET STATUS	SDIHO517962	68	Followup Work Not Required
10789	Storm Inlet Insp Screening	02/10/2019 09:00	Shimizu, Paul	CLOSED		HO51, Horizon Lines	02/10/2019 01:13	7040	HONOLULU HARBOR	INLET STATUS	SDIHO517886	70	Followup Work Not Required
10790	Storm Inlet Insp Screening	02/10/2019 09:00	Shimizu, Paul	CLOSED		HO51, Horizon Lines	02/10/2019 01:16	7040	HONOLULU HARBOR	INLET STATUS	SDIHO517890	71	Followup Work Not Required

Inspection ID	Inspection Type	Date Inspected	Inspected By	Status	Submit To	Location	Finish Date	Work Order ID	District	Entity Type	Entity Uid	Entity Sid	Resolution
10791	Storm Inlet Insp Screening	02/10/2019 09:00	Shimizu, Paul	CLOSED		HO51, Horizon Lines	02/10/2019 12:30	7040	HONOLULU HARBOR	INLET STATUS	SDIHO517892	72	Followup Work Not Required
10792	Storm Inlet Insp Screening	02/10/2019 09:00	Shimizu, Paul	CLOSED		HO51, Horizon Lines	02/10/2019 12:32	7040	HONOLULU HARBOR	INLET STATUS	SDIHO517896	73	Followup Work Not Required
10793	Storm Inlet Insp Screening	02/10/2019 09:00	Shimizu, Paul	CLOSED		HO51, Horizon Lines	02/10/2019 12:22	7040	HONOLULU HARBOR	INLET STATUS	SDIHO517902	74	Followup Work Not Required
10794	Storm Inlet Insp Screening	02/10/2019 09:00	Shimizu, Paul	CLOSED		HO51, Horizon Lines	02/10/2019 12:23	7040	HONOLULU HARBOR	INLET STATUS	SDIHO517900	75	Followup Work Not Required
10795	Storm Inlet Insp Screening	02/10/2019 09:00	Shimizu, Paul	CLOSED		HO51, Sand Island	02/10/2019 12:31	7040	HONOLULU HARBOR	INLET STATUS	SDIHO517894	76	Followup Work Not Required
10796	Storm Inlet Insp Screening	02/10/2019 09:00	Shimizu, Paul	CLOSED		HO51, Horizon Lines	02/10/2019 12:24	7040	HONOLULU HARBOR	INLET STATUS	SDIHO517898	77	Followup Work Not Required
10797	Storm Inlet Insp Screening	02/10/2019 09:00	Shimizu, Paul	CLOSED		HO51, Horizon Lines	02/10/2019 11:48	7040	HONOLULU HARBOR	INLET STATUS	SDIHO518012	78	Followup Work Not Required
10798	Storm Inlet Insp Screening	02/10/2019 09:00	Shimizu, Paul	CLOSED		HO51, Horizon Lines	02/10/2019 11:53	7040	HONOLULU HARBOR	INLET STATUS	SDIHO518010	79	Followup Work Not Required
10799	Storm Inlet Insp Screening	02/10/2019 09:00	Shimizu, Paul	CLOSED		HO51A, Horizon Lines	02/10/2019 01:12	7040	HONOLULU HARBOR	INLET STATUS	SDIHO517884	80	Followup Work Not Required
10800	Storm Inlet Insp Screening	02/10/2019 09:00	Shimizu, Paul	CLOSED		HO51, Horizon Lines	02/10/2019 11:41	7040	HONOLULU HARBOR	INLET STATUS	SDIHO518464	81	Followup Work Not Required
10801	Storm Inlet Insp Screening	02/10/2019 09:00	Shimizu, Paul	CLOSED		HO51,	02/10/2019 12:43	7040	HONOLULU HARBOR	INLET STATUS	SDIHO518002	82	Followup Work Not Required
10802	Storm Inlet Insp Screening	02/10/2019 09:00	Shimizu, Paul	CLOSED		HO51, Horizon Lines	02/10/2019 12:52	7040	HONOLULU HARBOR	INLET STATUS	SDIHO517964	83	
10803	Storm Inlet Insp Screening	02/10/2019 09:00	Shimizu, Paul	CLOSED		HO51,	02/10/2019 12:51	7040	HONOLULU HARBOR	INLET STATUS	SDIHO518004	84	Followup Work Not Required
10804	Storm Inlet Insp Screening	02/10/2019 09:00	Shimizu, Paul	CLOSED		HO51B, Horizon Lines	02/10/2019 12:50	7040	HONOLULU HARBOR	INLET STATUS	SDIHO518074	85	Followup Work Not Required
10805	Storm Inlet Insp Screening	02/10/2019 09:00	Shimizu, Paul	CLOSED		HO51B,	02/10/2019 12:49	7040	HONOLULU HARBOR	INLET STATUS	SDIHO518084	86	

Inspection ID	Inspection Type	Date Inspected	Inspected By	Status	Submit To	Location	Finish Date	Work Order ID	District	Entity Type	Entity Uid	Entity Sid	Resolution
10806	Storm Inlet Insp Screening	02/10/2019 09:00	Shimizu, Paul	CLOSED		HO51B,	02/10/2019 12:45	7040	HONOLULU HARBOR	INLET STATUS	SDIHO518082	87	Followup Work Not Required
10807	Storm Inlet Insp Screening	02/10/2019 09:00	Shimizu, Paul	CLOSED		HO51, Sand Island, Horizon Lines	02/10/2019 11:52	7040	HONOLULU HARBOR	INLET STATUS	SDIHO518052	88	Followup Work Required
10827	Storm Inlet Insp Screening	02/10/2019 09:00	Shimizu, Paul	CLOSED		HO51, Horizon Lines	02/10/2019 11:42	7040	HONOLULU HARBOR	INLET STATUS	SDIHO518466	112	Followup Work Not Required
10849	Storm Inlet Insp Screening	02/10/2019 09:00	Shimizu, Paul	CLOSED		HO51B,	02/10/2019 12:44	7040	HONOLULU HARBOR	INLET STATUS	SDIHO518072	139	Followup Work Not Required
10850	Storm Inlet Insp Screening	02/10/2019 09:00	Shimizu, Paul	CLOSED		HO51, Horizon Lines	02/10/2019 12:37	7040	HONOLULU HARBOR	INLET STATUS	SDIHO517888	140	Followup Work Not Required
10888	Storm Inlet Insp Screening	02/10/2019 09:00	Shimizu, Paul	CLOSED	McLean, Robert	HO51, Horizon Lines	02/10/2019 12:21	7040	HONOLULU HARBOR	INLET STATUS	SDIHO517926	204	Followup Work Required
10889	Storm Inlet Insp Screening	02/10/2019 09:00	Shimizu, Paul	CLOSED		HO51, Horizon Lines	02/10/2019 12:19	7040	HONOLULU HARBOR	INLET STATUS	SDIHO517930	205	Followup Work Not Required
10890	Storm Inlet Insp Screening	02/10/2019 09:00	Shimizu, Paul	CLOSED		HO51, Horizon Lines	02/10/2019 11:46	7040	HONOLULU HARBOR	INLET STATUS	SDIHO517932	206	Followup Work Not Required
10891	Storm Inlet Insp Screening	02/10/2019 09:00	Shimizu, Paul	CLOSED		HO51, Horizon Lines yard	02/10/2019 11:45	7040	HONOLULU HARBOR	INLET STATUS	SDIHO517940	208	Followup Work Not Required
10892	Storm Inlet Insp Screening	02/10/2019 09:00	Shimizu, Paul	CLOSED		HO51, Horizon Lines	02/10/2019 11:39	7040	HONOLULU HARBOR	INLET STATUS	SDIHO517944	209	Followup Work Not Required
10893	Storm Inlet Insp Screening	02/10/2019 09:00	Shimizu, Paul	CLOSED		HO51, Horizon Lines	02/10/2019 11:38	7040	HONOLULU HARBOR	INLET STATUS	SDIHO517942	210	Followup Work Not Required
11126	Storm Inlet Insp Screening	02/10/2019 09:00	Shimizu, Paul	CLOSED		HO51, Matson vehicle processing	02/10/2019 11:44	7040	HONOLULU HARBOR	INLET STATUS	SDIHO518468	684	Followup Work Not Required
11138	Storm Inlet Insp Screening	02/10/2019 09:00	Shimizu, Paul	CLOSED		HO51, Horizon Lines	02/10/2019 11:49	7040	HONOLULU HARBOR	INLET STATUS	SDIHO518400	696	Followup Work Not Required
11188	Storm Inlet Insp Screening	02/10/2019 09:00	Shimizu, Paul	CLOSED		HO51, Horizon Lines	02/10/2019 12:36	7040	HONOLULU HARBOR	INLET STATUS	SDIHO517802	61	Followup Work Not Required
11230	Storm Inlet Insp Screening	02/10/2019 09:00	Shimizu, Paul	CLOSED		HO51C, Sand Island	02/10/2019 01:17	7040	HONOLULU HARBOR	OPEN LINE STATUS	SDOHO518031	131	Followup Work Not Required

Inspection ID	Inspection Type	Date Inspected	Inspected By	Status	Submit To	Location	Finish Date	Work Order ID	District	Entity Type	Entity Uid	Entity Sid	Resolution
10824	Storm Inlet Insp Screening	02/11/2019 11:45	Shimizu, Paul	CLOSED		HO51, Matson Container Yard	02/11/2019 02:46	7040	HONOLULU HARBOR	INLET STATUS	SDIHO518366	106	Followup Work Not Required
10829	Storm Inlet Insp Screening	02/11/2019 11:45	Shimizu, Paul	CLOSED		HO53, Matson Container Yard	02/11/2019 02:30	7040	HONOLULU HARBOR	INLET STATUS	SDIHO538902	117	Followup Work Not Required
10831	Storm Inlet Insp Screening	02/11/2019 11:45	Shimizu, Paul	CLOSED		HO52, Sand Island	02/11/2019 02:48	7040	HONOLULU HARBOR	INLET STATUS	SDIHO528510	119	
10832	Storm Inlet Insp Screening	02/11/2019 11:45	Shimizu, Paul	CLOSED		HO52,	02/11/2019 02:44	7040	HONOLULU HARBOR	INLET STATUS	SDIHO528662	120	Followup Work Not Required
10833	Storm Inlet Insp Screening	02/11/2019 11:45	Shimizu, Paul	CLOSED		HO52,	02/11/2019 02:44	7040	HONOLULU HARBOR	INLET STATUS	SDIHO528664	121	Followup Work Not Required
10834	Storm Inlet Insp Screening	02/11/2019 11:45	Shimizu, Paul	CLOSED		HO53,	02/11/2019 02:43	7040	HONOLULU HARBOR	INLET STATUS	SDIHO538668	122	Followup Work Not Required
10839	Storm Inlet Insp Screening	02/11/2019 11:45	Shimizu, Paul	CLOSED		HO53,	02/11/2019 02:42	7040	HONOLULU HARBOR	INLET STATUS	SDIHO538670	127	Followup Work Not Required
10841	Storm Inlet Insp Screening	02/11/2019 11:45	Shimizu, Paul	CLOSED		HO53,	02/11/2019 02:42	7040	HONOLULU HARBOR	INLET STATUS	SDIHO538672	129	Followup Work Not Required
10853	Storm Inlet Insp Screening	02/11/2019 11:45	Shimizu, Paul	CLOSED		HO52,	02/11/2019 02:46	7040	HONOLULU HARBOR	INLET STATUS	SDIHO528660	144	Followup Work Not Required
11124	Storm Inlet Insp Screening	02/11/2019 11:45	Shimizu, Paul	CLOSED	McLean, Robert	HO53, Matson Container Facility	02/11/2019 02:34	7040	HONOLULU HARBOR	INLET STATUS	SDIHO538904	682	Followup Work Required
11125	Storm Inlet Insp Screening	02/11/2019 11:45	Shimizu, Paul	CLOSED		HO53, Matson Container Facility	02/11/2019 02:41	7040	HONOLULU HARBOR	INLET STATUS	SDIHO538908	683	Followup Work Not Required
11223	Storm Inlet Insp Screening	02/11/2019 11:45	Shimizu, Paul	CLOSED	McLean, Robert	HO53, Sand Island	02/11/2019 02:19	7040	HONOLULU HARBOR	OPEN LINE STATUS	SDOHO538563	124	Followup Work Required
11227	Storm Inlet Insp Screening	02/11/2019 11:45	Shimizu, Paul	CLOSED		HO51, Sand Island	02/11/2019 02:09	7040	HONOLULU HARBOR	OPEN LINE STATUS	SDOHO518231	128	Followup Work Not Required
11228	Storm Inlet Insp Screening	02/11/2019 11:45	Shimizu, Paul	CLOSED		HO51, Sand Island	02/11/2019 02:10	7040	HONOLULU HARBOR	OPEN LINE STATUS	SDOHO518235	129	Followup Work Not Required
11229	Storm Inlet Insp Screening	02/11/2019 11:45	Shimizu, Paul	CLOSED		HO51, Sand Island	02/11/2019 02:10	7040	HONOLULU HARBOR	OPEN LINE STATUS	SDOHO518241	130	Followup Work Not Required

Inspection ID	Inspection Type	Date Inspected	Inspected By	Status	Submit To	Location	Finish Date	Work Order ID	District	Entity Type	Entity Uid	Entity Sid	Resolution
11237	Storm Inlet Insp Screening	02/11/2019 11:45	Shimizu, Paul	CLOSED		HO53, Sand Island-Row A15, Stall #14	02/11/2019 02:32	7040	HONOLULU HARBOR	OPEN LINE STATUS	SDOHO538619	140	Followup Work Not Required
11238	Storm Inlet Insp Screening	02/11/2019 11:45	Shimizu, Paul	CLOSED		HO53, Matson Container Yard	02/11/2019 02:31	7040	HONOLULU HARBOR	OPEN LINE STATUS	SDOHO538585	141	Followup Work Not Required
11239	Storm Inlet Insp Screening	02/11/2019 11:45	Shimizu, Paul	CLOSED		HO53, Sand Island	02/11/2019 02:36	7040	HONOLULU HARBOR	OPEN LINE STATUS	SDOHO538617	142	Followup Work Required
11256	Storm Inlet Insp Screening	02/11/2019 11:45	Shimizu, Paul	CLOSED		HO53, Sand Island	02/11/2019 02:26	7040	HONOLULU HARBOR	OPEN LINE STATUS	SDOHO538651	172	Followup Work Not Required
11257	Storm Inlet Insp Screening	02/11/2019 11:45	Shimizu, Paul	CLOSED		HO51C, Pier 51C	02/11/2019 02:06	7040	HONOLULU HARBOR	OPEN LINE STATUS	SDOHO518205	173	Followup Work Not Required
11258	Storm Inlet Insp Screening	02/11/2019 11:45	Shimizu, Paul	CLOSED		HO53, Matson Container Yard	02/11/2019 02:29	7040	HONOLULU HARBOR	OPEN LINE STATUS	SDOHO538579	174	Followup Work Not Required
11259	Storm Inlet Insp Screening	02/11/2019 11:45	Shimizu, Paul	CLOSED		HO52, Matson Container Facility	02/11/2019 02:27	7040	HONOLULU HARBOR	OPEN LINE STATUS	SDOHO528571	176	Followup Work Not Required
11260	Storm Inlet Insp Screening	02/11/2019 11:45	Shimizu, Paul	CLOSED		HO52, Matson Container Facility	02/11/2019 02:28	7040	HONOLULU HARBOR	OPEN LINE STATUS	SDOHO528577	177	Followup Work Not Required
11261	Storm Inlet Insp Screening	02/11/2019 11:45	Shimizu, Paul	CLOSED	McLean, Robert	HO52, Matson Container Facility	02/11/2019 02:13	7040	HONOLULU HARBOR	OPEN LINE STATUS	SDOHO528545	178	Followup Work Required
11262	Storm Inlet Insp Screening	02/11/2019 11:45	Shimizu, Paul	CLOSED		HO53, Matson Container Yard	02/11/2019 02:30	7040	HONOLULU HARBOR	OPEN LINE STATUS	SDOHO538583	179	Followup Work Not Required
11263	Storm Inlet Insp Screening	02/11/2019 11:45	Shimizu, Paul	CLOSED		HO52, Matson Container Yard	02/11/2019 02:47	7040	HONOLULU HARBOR	OPEN LINE STATUS	SDOHO528517	184	
11267	Storm Inlet Insp Screening	02/11/2019 11:45	Shimizu, Paul	CLOSED		HO51C, Pier 51C	02/11/2019 02:02	7040	HONOLULU HARBOR	OPEN LINE STATUS	SDOHO518181	192	Followup Work Not Required
11268	Storm Inlet Insp Screening	02/11/2019 11:45	Shimizu, Paul	CLOSED		HO51C, Pier 51C	02/11/2019 02:03	7040	HONOLULU HARBOR	OPEN LINE STATUS	SDOHO518185	193	Followup Work Not Required
11269	Storm Inlet Insp Screening	02/11/2019 11:45	Shimizu, Paul	CLOSED		HO51C, Pier 51C	02/11/2019 02:03	7040	HONOLULU HARBOR	OPEN LINE STATUS	SDOHO518189	194	Followup Work Not Required
11270	Storm Inlet Insp Screening	02/11/2019 11:45	Shimizu, Paul	CLOSED		HO51C, Pier 51C	02/11/2019 02:04	7040	HONOLULU HARBOR	OPEN LINE STATUS	SDOHO518193	195	Followup Work Not Required

Inspection ID	Inspection Type	Date Inspected	Inspected By	Status	Submit To	Location	Finish Date	Work Order ID	District	Entity Type	Entity Uid	Entity Sid	Resolution
11271	Storm Inlet Insp Screening	02/11/2019 11:45	Shimizu, Paul	CLOSED		HO51C, Pier 51C	02/11/2019 02:05	7040	HONOLULU HARBOR	OPEN LINE STATUS	SDOHO518197	196	Followup Work Not Required
11272	Storm Inlet Insp Screening	02/11/2019 11:45	Shimizu, Paul	CLOSED		HO51C, Pier 51C	02/11/2019 02:06	7040	HONOLULU HARBOR	OPEN LINE STATUS	SDOHO518201	197	Followup Work Not Required
11273	Storm Inlet Insp Screening	02/11/2019 11:45	Shimizu, Paul	CLOSED		HO51C, Pier 51C	02/11/2019 02:07	7040	HONOLULU HARBOR	OPEN LINE STATUS	SDOHO518209	198	Followup Work Not Required
11274	Storm Inlet Insp Screening	02/11/2019 11:45	Shimizu, Paul	CLOSED		HO51C, Pier 51C	02/11/2019 02:08	7040	HONOLULU HARBOR	OPEN LINE STATUS	SDOHO528213	199	Followup Work Not Required
11275	Storm Inlet Insp Screening	02/11/2019 11:45	Shimizu, Paul	CLOSED		HO52, Matson Container Facility	02/11/2019 02:12	7040	HONOLULU HARBOR	OPEN LINE STATUS	SDOHO528541	200	Followup Work Not Required
11276	Storm Inlet Insp Screening	02/11/2019 11:45	Shimizu, Paul	CLOSED		HO52, Sand Island	02/11/2019 02:15	7040	HONOLULU HARBOR	OPEN LINE STATUS	SDOHO528555	201	Followup Work Not Required
11277	Storm Inlet Insp Screening	02/11/2019 11:45	Shimizu, Paul	CLOSED	McLean, Robert	HO52, Sand Island	02/11/2019 02:17	7040	HONOLULU HARBOR	OPEN LINE STATUS	SDOHO528559	203	Followup Work Required
10784	Storm Inlet Insp Screening	02/16/2019 08:00	Shimizu, Paul	CLOSED		HO52, Sand Island	02/16/2019 11:06	7040	HONOLULU HARBOR	INLET STATUS	SDIHO528680	64	Followup Work Required
10786	Storm Inlet Insp Screening	02/16/2019 08:00	Shimizu, Paul	CLOSED		HO52, Sand Island	02/16/2019 11:04	7040	HONOLULU HARBOR	INLET STATUS	SDIHO528684	66	Followup Work Required
10820	Storm Inlet Insp Screening	02/16/2019 08:00	Shimizu, Paul	CLOSED	McLean, Robert	HO51, Matson Tower	02/16/2019 11:08	7040	HONOLULU HARBOR	INLET STATUS	SDIHO518414	102	Followup Work Required
10822	Storm Inlet Insp Screening	02/16/2019 08:00	Shimizu, Paul	CLOSED		HO52, Matson parking lot along Sand Island Parkway; connected to trench drain	02/16/2019 11:25	7040	HONOLULU HARBOR	INLET STATUS	SDIHO528876	104	Followup Work Not Required
10823	Storm Inlet Insp Screening	02/16/2019 08:00	Shimizu, Paul	CLOSED		HO52, Matson parking lot along Sand Island Parkway	02/16/2019 11:25	7040	HONOLULU HARBOR	INLET STATUS	SDIHO528880	105	Followup Work Not Required
10835	Storm Inlet Insp Screening	02/16/2019 08:00	Shimizu, Paul	CLOSED	McLean, Robert	HO52, Sand Island Container Yard 4	02/16/2019 11:01	7040	HONOLULU HARBOR	INLET STATUS	SDIHO528690	123	Followup Work Required
10836	Storm Inlet Insp Screening	02/16/2019 08:00	Shimizu, Paul	CLOSED		HO52, Sand Island Container Yard 4	02/16/2019 10:59	7040	HONOLULU HARBOR	INLET STATUS	SDIHO528692	124	Followup Work Not Required
10837	Storm Inlet Insp Screening	02/16/2019 08:00	Shimizu, Paul	CLOSED	McLean, Robert	HO53, Container Yard 5	02/16/2019 10:57	7040	HONOLULU HARBOR	INLET STATUS	SDIHO538696	125	Followup Work Required

Inspection ID	Inspection Type	Date Inspected	Inspected By	Status	Submit To	Location	Finish Date	Work Order ID	District	Entity Type	Entity Uid	Entity Sid	Resolution
10838	Storm Inlet Insp Screening	02/16/2019 08:00	Shimizu, Paul	CLOSED		HO53, Container Yard 5	02/16/2019 10:56	7040	HONOLULU HARBOR	INLET STATUS	SDIHO538698	126	Followup Work Not Required
10840	Storm Inlet Insp Screening	02/16/2019 08:00	Shimizu, Paul	CLOSED		HO53, Container Yard 5	02/16/2019 10:55	7040	HONOLULU HARBOR	INLET STATUS	SDIHO538700	128	Followup Work Required
10843	Storm Inlet Insp Screening	02/16/2019 08:00	Shimizu, Paul	CLOSED	McLean, Robert	HO53, CFS#2	02/16/2019 11:11	7040	HONOLULU HARBOR	INLET STATUS	SDIHO538792	131	Followup Work Required
10844	Storm Inlet Insp Screening	02/16/2019 08:00	Shimizu, Paul	CLOSED		HO53, CFS#2	02/16/2019 11:10	7040	HONOLULU HARBOR	INLET STATUS	SDIHO538794	132	Followup Work Not Required
10845	Storm Inlet Insp Screening	02/16/2019 08:00	Shimizu, Paul	CLOSED		HO53, CFS#2	02/16/2019 11:09	7040	HONOLULU HARBOR	INLET STATUS	SDIHO538796	133	Followup Work Not Required
10846	Storm Inlet Insp Screening	02/16/2019 08:00	Shimizu, Paul	CLOSED		HO53, CFS#2	02/16/2019 11:09	7040	HONOLULU HARBOR	INLET STATUS	SDIHO538798	134	Followup Work Not Required
10847	Storm Inlet Insp Screening	02/16/2019 08:00	Shimizu, Paul	CLOSED		HO52, Sand Island	02/16/2019 11:05	7040	HONOLULU HARBOR	INLET STATUS	SDIHO528682	135	Followup Work Required
10848	Storm Inlet Insp Screening	02/16/2019 08:00	Shimizu, Paul	CLOSED		HO52, Sand Island	02/16/2019 11:03	7040	HONOLULU HARBOR	INLET STATUS	SDIHO528688	137	Followup Work Required
10883	Storm Inlet Insp Screening	02/16/2019 08:00	Shimizu, Paul	CLOSED		HO52, Matson Facilities and Management building (formerly CEM or Container Equipment Maintenance facility)	02/19/2019 04:37	7040	HONOLULU HARBOR	INLET STATUS	SDIHO528734	199	Followup Work Not Required
10884	Storm Inlet Insp Screening	02/16/2019 08:00	Shimizu, Paul	CLOSED		HO53,	02/16/2019 10:59	7040	HONOLULU HARBOR	INLET STATUS	SDIHO538868	200	Followup Work Not Required
11116	Storm Inlet Insp Screening	02/16/2019 08:00	Shimizu, Paul	CLOSED		HO53, Sand Island Cargo Yard 5	02/16/2019 10:51	7040	HONOLULU HARBOR	INLET STATUS	SDIHO538910	674	Followup Work Required
11117	Storm Inlet Insp Screening	02/16/2019 08:00	Shimizu, Paul	CLOSED		HO51, main entrance	02/16/2019 11:07	7040	HONOLULU HARBOR	INLET STATUS	SDIHO518416	675	Followup Work Not Required
11118	Storm Inlet Insp Screening	02/16/2019 08:00	Shimizu, Paul	CLOSED		HO52, CEM Building	02/16/2019 11:21	7040	HONOLULU HARBOR	INLET STATUS	SDIHO528710	676	Followup Work Not Required
11120	Storm Inlet Insp Screening	02/16/2019 08:00	Shimizu, Paul	CLOSED	McLean, Robert	HO52, CEM Building	02/16/2019 11:19	7040	HONOLULU HARBOR	INLET STATUS	SDIHO528714	678	Followup Work Required

Inspection ID	Inspection Type	Date Inspected	Inspected By	Status	Submit To	Location	Finish Date	Work Order ID	District	Entity Type	Entity Uid	Entity Sid	Resolution
11121	Storm Inlet Insp Screening	02/16/2019 08:00	Shimizu, Paul	CLOSED		HO52, CEM Building	02/16/2019 11:14	7040	HONOLULU HARBOR	INLET STATUS	SDIHO528716	679	Followup Work Not Required
11122	Storm Inlet Insp Screening	02/16/2019 08:00	Shimizu, Paul	CLOSED		HO52, CEM Building	02/16/2019 11:13	7040	HONOLULU HARBOR	INLET STATUS	SDIHO528718	680	Followup Work Not Required
11137	Storm Inlet Insp Screening	02/16/2019 08:00	Shimizu, Paul	CLOSED		HO52, Matson Facilities and Management building (formerly CEM or Container Equipment Maintenance facility)	02/19/2019 04:17	7040	HONOLULU HARBOR	INLET STATUS	SDIHO528736	695	Followup Work Not Required
11150	Storm Inlet Insp Screening	02/16/2019 08:00	Shimizu, Paul	CLOSED	McLean, Robert	HO53, Matson CFS	02/16/2019 11:12	7040	HONOLULU HARBOR	INLET STATUS	SDIHO538890	721	Followup Work Required
11264	Storm Inlet Insp Screening	02/16/2019 08:00	Shimizu, Paul	CLOSED		HO52, Matson parking lot	02/16/2019 11:24	7040	HONOLULU HARBOR	OPEN LINE STATUS	SDOHO528877	185	Followup Work Not Required
11281	Storm Inlet Insp Screening	02/16/2019 08:00	Shimizu, Paul	CLOSED	McLean, Robert	HO53, Matson Facilities and Management Building	02/19/2019 04:16	7040	HONOLULU HARBOR	OPEN LINE STATUS	SDOHO528765	214	Followup Work Required
11284	Storm Inlet Insp Screening	02/16/2019 08:00	Shimizu, Paul	CLOSED		HO53, Matson Facilities and Management Building	02/19/2019 04:19	7040	HONOLULU HARBOR	OPEN LINE STATUS	SDOHO528761	217	Followup Work Not Required
11285	Storm Inlet Insp Screening	02/16/2019 08:00	Shimizu, Paul	CLOSED	McLean, Robert	HO53, Matson Facilities and Management Building	02/19/2019 04:15	7040	HONOLULU HARBOR	OPEN LINE STATUS	SDOHO528769	218	Followup Work Required
11288	Storm Inlet Insp Screening	02/16/2019 08:00	Shimizu, Paul	CLOSED		HO53, Matson Facilities and Management Building	02/19/2019 04:18	7040	HONOLULU HARBOR	OPEN LINE STATUS	SDOHO528763	221	Followup Work Not Required
11289	Storm Inlet Insp Screening	02/16/2019 08:00	Shimizu, Paul	CLOSED	McLean, Robert	HO53, Matson Facilities and Management Building	02/19/2019 04:10	7040	HONOLULU HARBOR	OPEN LINE STATUS	SDOHO528771	222	Followup Work Required
11134	Storm Inlet Insp Screening	02/16/2019 10:00	Shimizu, Paul	CLOSED		HO52, Matson Facilities and Management building (formerly CEM or Container Equipment Maintenance facility)	02/28/2019 02:27	7040	HONOLULU HARBOR	INLET STATUS	SDIHO528730	692	Followup Work Not Required
11135	Storm Inlet Insp Screening	02/16/2019 10:00	Shimizu, Paul	CLOSED		HO52, Matson Facilities and Management building (formerly CEM or Container Equipment Maintenance facility)	02/28/2019 02:25	7040	HONOLULU HARBOR	INLET STATUS	SDIHO528732	693	Followup Work Not Required

Inspection ID	Inspection Type	Date Inspected	Inspected By	Status	Submit To	Location	Finish Date	Work Order ID	District	Entity Type	Entity Uid	Entity Sid	Resolution
11136	Storm Inlet Insp Screening	02/16/2019 10:00	Shimizu, Paul	CLOSED	McLean, Robert	HO52, Matson Facilities and Management building (formerly CEM or Container Equipment Maintenance facility)	02/28/2019 02:23	7040	HONOLULU HARBOR	INLET STATUS	SDIHO528738	694	Followup Work Required
11282	Storm Inlet Insp Screening	02/16/2019 10:00	Shimizu, Paul	CLOSED		HO53, Matson Facilities and Management building	02/28/2019 02:27	7040	HONOLULU HARBOR	OPEN LINE STATUS	SDOHO528751	215	Followup Work Not Required
11283	Storm Inlet Insp Screening	02/16/2019 10:00	Shimizu, Paul	CLOSED		HO53, Matson Facilities and Management Building	02/28/2019 02:24	7040	HONOLULU HARBOR	OPEN LINE STATUS	SDOHO528757	216	Followup Work Not Required
11286	Storm Inlet Insp Screening	02/16/2019 10:00	Shimizu, Paul	CLOSED		HO53, Matson Facilities and Management Building	02/28/2019 02:25	7040	HONOLULU HARBOR	OPEN LINE STATUS	SDOHO528755	219	Followup Work Not Required
11287	Storm Inlet Insp Screening	02/16/2019 10:00	Shimizu, Paul	CLOSED		HO53, Matson Facilities and Management Building	02/28/2019 02:23	7040	HONOLULU HARBOR	OPEN LINE STATUS	SDOHO528759	220	Followup Work Not Required
11290	Storm Inlet Insp Screening	02/16/2019 10:00	Shimizu, Paul	CLOSED		HO53, Matson Facilities and Management Building	02/28/2019 02:26	7040	HONOLULU HARBOR	OPEN LINE STATUS	SDOHO528753	223	Followup Work Not Required
10808	Storm Inlet Insp Screening	02/20/2019 12:00	Shimizu, Paul	CLOSED		HO51, Matson Navigation building	02/28/2019 01:47	7040	HONOLULU HARBOR	INLET STATUS	SDIHO518054	89	Followup Work Not Required
10809	Storm Inlet Insp Screening	02/20/2019 12:00	Shimizu, Paul	CLOSED		HO51, Matson vehicle processing	02/28/2019 01:48	7040	HONOLULU HARBOR	INLET STATUS	SDIHO518056	90	Followup Work Not Required
10811	Storm Inlet Insp Screening	02/20/2019 12:00	Shimizu, Paul	CLOSED		HO51,	02/28/2019 01:50	7040	HONOLULU HARBOR	INLET STATUS	SDIHO518152	92	Followup Work Required
10812	Storm Inlet Insp Screening	02/20/2019 12:00	Shimizu, Paul	CLOSED		HO51, Matson Container Yard	02/28/2019 01:40	7040	HONOLULU HARBOR	INLET STATUS	SDIHO518150	93	Followup Work Not Required
10813	Storm Inlet Insp Screening	02/20/2019 12:00	Shimizu, Paul	CLOSED		HO51, Matson vehicle processing	02/28/2019 01:51	7040	HONOLULU HARBOR	INLET STATUS	SDIHO518372	94	Followup Work Required
10814	Storm Inlet Insp Screening	02/20/2019 12:00	Shimizu, Paul	CLOSED		HO51, Matson vehicle processing	02/28/2019 01:54	7040	HONOLULU HARBOR	INLET STATUS	SDIHO518370	95	Followup Work Required
10815	Storm Inlet Insp Screening	02/20/2019 12:00	Shimizu, Paul	CLOSED		HO51, Matson vehicle processing	02/28/2019 01:52	7040	HONOLULU HARBOR	INLET STATUS	SDIHO518410	96	Followup Work Required
10816	Storm Inlet Insp Screening	02/20/2019 12:00	Shimizu, Paul	CLOSED		HO51,	02/28/2019 01:59	7040	HONOLULU HARBOR	INLET STATUS	SDIHO518476	97	Followup Work Required

Inspection ID	Inspection Type	Date Inspected	Inspected By	Status	Submit To	Location	Finish Date	Work Order ID	District	Entity Type	Entity Uid	Entity Sid	Resolution
10817	Storm Inlet Insp Screening	02/20/2019 12:00	Shimizu, Paul	CLOSED		HO51, Matson vehicle processing	02/28/2019 02:14	7040	HONOLULU HARBOR	INLET STATUS	SDIHO518376	98	Followup Work Required
10818	Storm Inlet Insp Screening	02/20/2019 12:00	Shimizu, Paul	CLOSED		HO51, Molasses tanks	02/28/2019 02:01	7040	HONOLULU HARBOR	INLET STATUS	SDIHO518378	99	Followup Work Required
10819	Storm Inlet Insp Screening	02/20/2019 12:00	Shimizu, Paul	CLOSED		HO51, Matson Container Yard-Roadway Near Row S8	02/28/2019 01:44	7040	HONOLULU HARBOR	INLET STATUS	SDIHO518364	101	Followup Work Required
10825	Storm Inlet Insp Screening	02/20/2019 12:00	Shimizu, Paul	CLOSED		HO51, Matson Container Yard	02/28/2019 01:35	7040	HONOLULU HARBOR	INLET STATUS	SDIHO518140	108	Followup Work Not Required
10826	Storm Inlet Insp Screening	02/20/2019 12:00	Shimizu, Paul	CLOSED		HO51, Sand Island-Row V1, Stall #38	02/28/2019 01:39	7040	HONOLULU HARBOR	INLET STATUS	SDIHO518146	110	Followup Work Not Required
10828	Storm Inlet Insp Screening	02/20/2019 12:00		CLOSED		HO51, Matson Container Yard	02/28/2019 01:32	7040	HONOLULU HARBOR	INLET STATUS	SDIHO518360	115	
10830	Storm Inlet Insp Screening	02/20/2019 12:00	Shimizu, Paul	CLOSED		HO51, Sand Island	02/28/2019 01:38	7040	HONOLULU HARBOR	INLET STATUS	SDIHO518026	118	Followup Work Not Required
10842	Storm Inlet Insp Screening	02/20/2019 12:00	Shimizu, Paul	CLOSED		HO51, Molasses tanks	02/28/2019 02:00	7040	HONOLULU HARBOR	INLET STATUS	SDIHO518382	130	Followup Work Required
10851	Storm Inlet Insp Screening	02/20/2019 12:00	Shimizu, Paul	CLOSED		HO51,	02/28/2019 02:16	7040	HONOLULU HARBOR	INLET STATUS	SDIHO518374	142	Followup Work Required
10886	Storm Inlet Insp Screening	02/20/2019 12:00	Shimizu, Paul	CLOSED		HO51, Sand Island	02/28/2019 01:37	7040	HONOLULU HARBOR	INLET STATUS	SDIHO518260	202	Followup Work Not Required
10887	Storm Inlet Insp Screening	02/20/2019 12:00	Shimizu, Paul	CLOSED		HO51, Row E15, Stall #45	02/28/2019 01:36	7040	HONOLULU HARBOR	INLET STATUS	SDIHO518262	203	Followup Work Not Required
11123	Storm Inlet Insp Screening	02/20/2019 12:00	Shimizu, Paul	CLOSED		HO53, Row A20, Stall #14	02/28/2019 02:20	7040	HONOLULU HARBOR	INLET STATUS	SDIHO538906	681	Followup Work Not Required
11128	Storm Inlet Insp Screening	02/20/2019 12:00	Shimizu, Paul	CLOSED		HO51, Matson vehicle processing	02/28/2019 01:49	7040	HONOLULU HARBOR	INLET STATUS	SDIHO518402	686	Followup Work Not Required
11129	Storm Inlet Insp Screening	02/20/2019 12:00	Shimizu, Paul	CLOSED		HO51, Matson vehicle processing lot	02/28/2019 01:57	7040	HONOLULU HARBOR	INLET STATUS	SDIHO518474	687	Followup Work Not Required
11130	Storm Inlet Insp Screening	02/20/2019 12:00	Shimizu, Paul	CLOSED		HO51, Matson vehicle processing lot	02/28/2019 01:56	7040	HONOLULU HARBOR	INLET STATUS	SDIHO518472	688	Followup Work Not Required

Inspection ID	Inspection Type	Date Inspected	Inspected By	Status	Submit To	Location	Finish Date	Work Order ID	District	Entity Type	Entity Uid	Entity Sid	Resolution
11131	Storm Inlet Insp Screening	02/20/2019 12:00	Shimizu, Paul	CLOSED		HO51, Matson vehicle processing lot. 3 painted in black	02/28/2019 01:56	7040	HONOLULU HARBOR	INLET STATUS	SDIHO518470	689	Followup Work Not Required
11132	Storm Inlet Insp Screening	02/20/2019 12:00	Shimizu, Paul	CLOSED		HO51, Matson vehicle processing lot	02/28/2019 02:02	7040	HONOLULU HARBOR	INLET STATUS	SDIHO518408	690	Followup Work Not Required
11133	Storm Inlet Insp Screening	02/20/2019 12:00	Shimizu, Paul	CLOSED		HO51, Matson vehicle processing lot	02/28/2019 01:55	7040	HONOLULU HARBOR	INLET STATUS	SDIHO518404	691	Followup Work Not Required
11215	Storm Inlet Insp Screening	02/20/2019 12:00	Shimizu, Paul	CLOSED		HO51, Matson Sand Island facility	02/28/2019 01:35	7040	HONOLULU HARBOR	OPEN LINE STATUS	SDOHO518265	71	Followup Work Not Required
11221	Storm Inlet Insp Screening	02/20/2019 12:00	Shimizu, Paul	CLOSED		HO52, Sand Island	02/28/2019 01:30	7040	HONOLULU HARBOR	OPEN LINE STATUS	SDOHO528611	122	Followup Work Not Required
11222	Storm Inlet Insp Screening	02/20/2019 12:00	Shimizu, Paul	CLOSED		HO52, Sand Island	02/28/2019 02:17	7040	HONOLULU HARBOR	OPEN LINE STATUS	SDOHO528641	123	Followup Work Not Required
11224	Storm Inlet Insp Screening	02/20/2019 12:00	Shimizu, Paul	CLOSED		HO51, Sand Island	02/28/2019 01:42	7040	HONOLULU HARBOR	OPEN LINE STATUS	SDOHO518291	125	Followup Work Not Required
11225	Storm Inlet Insp Screening	02/20/2019 12:00	Shimizu, Paul	CLOSED		HO51, Sand Island	02/28/2019 01:34	7040	HONOLULU HARBOR	OPEN LINE STATUS	SDOHO518269	126	Followup Work Not Required
11226	Storm Inlet Insp Screening	02/20/2019 12:00	Shimizu, Paul	CLOSED		HO51, Sand Island	02/28/2019 01:42	7040	HONOLULU HARBOR	OPEN LINE STATUS	SDOHO518285	127	Followup Work Not Required
11231	Storm Inlet Insp Screening	02/20/2019 12:00	Shimizu, Paul	CLOSED		HO52, Sand Island	02/28/2019 01:46	7040	HONOLULU HARBOR	OPEN LINE STATUS	SDOHO528637	132	Followup Work Not Required
11232	Storm Inlet Insp Screening	02/20/2019 12:00	Shimizu, Paul	CLOSED		HO52, Sand Island-Row D19, Stall #35	02/28/2019 01:45	7040	HONOLULU HARBOR	OPEN LINE STATUS	SDOHO528631	133	Followup Work Not Required
11233	Storm Inlet Insp Screening	02/20/2019 12:00	Shimizu, Paul	CLOSED		HO52, Sand Island	02/28/2019 01:31	7040	HONOLULU HARBOR	OPEN LINE STATUS	SDOHO528601	134	Followup Work Not Required
11234	Storm Inlet Insp Screening	02/20/2019 12:00	Shimizu, Paul	CLOSED		HO52, Sand Island	02/28/2019 01:31	7040	HONOLULU HARBOR	OPEN LINE STATUS	SDOHO528607	135	Followup Work Not Required
11235	Storm Inlet Insp Screening	02/20/2019 12:00	Shimizu, Paul	CLOSED		HO51, Sand Island-Row E14, Stall #03	02/28/2019 01:32	7040	HONOLULU HARBOR	OPEN LINE STATUS	SDOHO518277	136	Followup Work Not Required
11236	Storm Inlet Insp Screening	02/20/2019 12:00	Shimizu, Paul	CLOSED		HO53, Sand Island-Row A20, Stall #14	02/28/2019 02:21	7040	HONOLULU HARBOR	OPEN LINE STATUS	SDOHO538649	138	Followup Work Not Required

Inspection ID	Inspection Type	Date Inspected	Inspected By	Status	Submit To	Location	Finish Date	Work Order ID	District	Entity Type	Entity Uid	Entity Sid	Resolution
11253	Storm Inlet Insp Screening	02/20/2019 12:00	Shimizu, Paul	CLOSED		HO53, Sand Island	02/28/2019 01:29	7040	HONOLULU HARBOR	OPEN LINE STATUS	SDOHO538613	169	Followup Work Not Required
11254	Storm Inlet Insp Screening	02/20/2019 12:00	Shimizu, Paul	CLOSED		HO53, Sand Island	02/28/2019 02:20	7040	HONOLULU HARBOR	OPEN LINE STATUS	SDOHO538647	170	Followup Work Not Required
11255	Storm Inlet Insp Screening	02/20/2019 12:00	Shimizu, Paul	CLOSED		HO53, Sand Island	02/28/2019 02:19	7040	HONOLULU HARBOR	OPEN LINE STATUS	SDOHO538643	171	Followup Work Not Required
11265	Storm Inlet Insp Screening	02/20/2019 12:00	Shimizu, Paul	CLOSED		HO51, Sand Island	02/28/2019 01:33	7040	HONOLULU HARBOR	OPEN LINE STATUS	SDOHO518271	186	Followup Work Not Required
11211	Storm Inlet Insp Screening	02/26/2019 10:25	Martello, Mitchell	CLOSED		BP05, Storage Yard S-4	02/26/2019 10:25	7040	KALAELOA BARBERS POINT HARBOR	OPEN LINE STATUS	SDOBP05002F	14	Followup Work Not Required
11205	Storm Inlet Insp Screening	02/26/2019 10:26	Martello, Mitchell	CLOSED		BP06, Yard 6	02/26/2019 10:26	7040	KALAELOA BARBERS POINT HARBOR	OPEN LINE STATUS	SDOBP05002I	8	Followup Work Not Required
11207	Storm Inlet Insp Screening	02/26/2019 10:27	Martello, Mitchell	CLOSED		BP05, Yard 5	02/26/2019 10:23	7040	KALAELOA BARBERS POINT HARBOR	OPEN LINE STATUS	SDOBP05002C	10	Followup Work Not Required
11214	Storm Inlet Insp Screening	02/26/2019 10:28	Martello, Mitchell	CLOSED		BP06, Yard 6	02/26/2019 10:28	7040	KALAELOA BARBERS POINT HARBOR	OPEN LINE STATUS	SDOBP05002L	17	Followup Work Not Required
11213	Storm Inlet Insp Screening	02/26/2019 10:37	Martello, Mitchell	CLOSED		BP06, Yard 6	02/26/2019 10:37	7040	KALAELOA BARBERS POINT HARBOR	OPEN LINE STATUS	SDOBP05002K	16	Followup Work Not Required
11204	Storm Inlet Insp Screening	02/26/2019 10:38	Martello, Mitchell	CLOSED		BP06, Yard 6	02/26/2019 10:38	7040	KALAELOA BARBERS POINT HARBOR	OPEN LINE STATUS	SDOBP05002H	7	Followup Work Not Required
11210	Storm Inlet Insp Screening	02/26/2019 10:40	Martello, Mitchell	CLOSED		BP05, Storage Yard S-4	02/26/2019 10:40	7040	KALAELOA BARBERS POINT HARBOR	OPEN LINE STATUS	SDOBP05002E	13	Followup Work Not Required
11206	Storm Inlet Insp Screening	02/26/2019 10:42	Martello, Mitchell	CLOSED	McLean, Robert	BP05, Yard 5	02/26/2019 10:45	7040	KALAELOA BARBERS POINT HARBOR	OPEN LINE STATUS	SDOBP05002B	9	Followup Work Not Required

Inspection ID	Inspection Type	Date Inspected	Inspected By	Status	Submit To	Location	Finish Date	Work Order ID	District	Entity Type	Entity Uid	Entity Sid	Resolution
11242	Storm Inlet Insp Screening	02/26/2019 10:46	Martello, Mitchell	CLOSED		BP5A, Transit Shed	02/26/2019 10:48	7040	KALAELOA BARBERS POINT HARBOR	OPEN LINE STATUS	SDOBP0502B1	149	Followup Work Not Required
11241	Storm Inlet Insp Screening	02/26/2019 10:49	Martello, Mitchell	CLOSED		BP5A, Transit Shed	02/26/2019 11:00	7040	KALAELOA BARBERS POINT HARBOR	OPEN LINE STATUS	SDOBP0502C1	145	Followup Work Not Required
11240	Storm Inlet Insp Screening	02/26/2019 11:04	Martello, Mitchell	CLOSED		BP5A, Yard 5A	02/26/2019 11:06	7040	KALAELOA BARBERS POINT HARBOR	OPEN LINE STATUS	SDOBP0502A1	144	Followup Work Not Required
10920	Storm Inlet Insp Screening	02/26/2019 11:07	Martello, Mitchell	CLOSED		BP05A, Yard 5A	02/26/2019 11:09	7040	KALAELOA BARBERS POINT HARBOR	INLET STATUS	SDIBP055002	264	Followup Work Not Required
10749	Storm Inlet Insp Screening	02/26/2019 11:10	Martello, Mitchell	CLOSED		BP05A, Yard 5A	02/26/2019 11:10	7040	KALAELOA BARBERS POINT HARBOR	INLET STATUS	SDIBP055202	21	Followup Work Not Required
10757	Storm Inlet Insp Screening	02/26/2019 11:12	Martello, Mitchell	CLOSED		BP05, Yard S-4	02/26/2019 11:13	7040	KALAELOA BARBERS POINT HARBOR	INLET STATUS	SDIBP055302	29	Followup Work Not Required
10748	Storm Inlet Insp Screening	02/26/2019 11:13	Martello, Mitchell	CLOSED		BP05,	02/26/2019 11:14	7040	KALAELOA BARBERS POINT HARBOR	INLET STATUS	SDIBP055502	20	Followup Work Not Required
10747	Storm Inlet Insp Screening	02/26/2019 11:15	Martello, Mitchell	CLOSED		BP05,	02/26/2019 11:15	7040	KALAELOA BARBERS POINT HARBOR	INLET STATUS	SDIBP055702	19	Followup Work Not Required
10746	Storm Inlet Insp Screening	02/26/2019 11:16	Martello, Mitchell	CLOSED		BP05, Yard S-4	02/26/2019 11:16	7040	KALAELOA BARBERS POINT HARBOR	INLET STATUS	SDIBP055902	18	Followup Work Not Required
10745	Storm Inlet Insp Screening	02/26/2019 11:17	Martello, Mitchell	CLOSED		BP06, Yard S-5	02/26/2019 11:18	7040	KALAELOA BARBERS POINT HARBOR	INLET STATUS	SDIBP066202	17	Followup Work Not Required
10754	Storm Inlet Insp Screening	02/26/2019 11:19	Martello, Mitchell	CLOSED		BP06, Yard S-5	02/26/2019 11:19	7040	KALAELOA BARBERS POINT HARBOR	INLET STATUS	SDIBP066502	26	Followup Work Not Required

Inspection ID	Inspection Type	Date Inspected	Inspected By	Status	Submit To	Location	Finish Date	Work Order ID	District	Entity Type	Entity Uid	Entity Sid	Resolution
10755	Storm Inlet Insp Screening	02/26/2019 11:20	Martello, Mitchell	CLOSED		BP06,	02/26/2019 11:20	7040	KALAELOA BARBERS POINT HARBOR	INLET STATUS	SDIBP066802	27	Followup Work Not Required
11212	Storm Inlet Insp Screening	02/26/2019 11:21	Martello, Mitchell	CLOSED		BP06, Yard 6	02/26/2019 11:21	7040	KALAELOA BARBERS POINT HARBOR	OPEN LINE STATUS	SDOBP05002J	15	Followup Work Required
11203	Storm Inlet Insp Screening	02/26/2019 11:23	Martello, Mitchell	CLOSED		BP06, Yard 6	02/26/2019 11:23	7040	KALAELOA BARBERS POINT HARBOR	OPEN LINE STATUS	SDOBP05002G	6	Followup Work Required
11209	Storm Inlet Insp Screening	02/26/2019 11:24	Martello, Mitchell	CLOSED		BP05, Storage Yard S-4	02/26/2019 11:25	7040	KALAELOA BARBERS POINT HARBOR	OPEN LINE STATUS	SDOBP05002D	12	Followup Work Not Required
11208	Storm Inlet Insp Screening	02/26/2019 11:26	Martello, Mitchell	CLOSED		BP05, Yard 5	02/26/2019 11:26	7040	KALAELOA BARBERS POINT HARBOR	OPEN LINE STATUS	SDOBP05002A	11	Followup Work Not Required
10779	Storm Inlet Insp Screening	02/26/2019 11:34	Martello, Mitchell	CLOSED	McLean, Robert	BP04,	02/26/2019 11:36	7040	KALAELOA BARBERS POINT HARBOR	INLET STATUS	SDIBP044102	57	Followup Work Not Required
10744	Storm Inlet Insp Screening	02/26/2019 11:47	Martello, Mitchell	CLOSED		BP07, coal conveyor	02/26/2019 11:47	7040	KALAELOA BARBERS POINT HARBOR	INLET STATUS	SDIBP077102	16	Followup Work Not Required
11198	Storm Inlet Insp Screening	02/26/2019 11:48	Martello, Mitchell	CLOSED		BP05,	02/26/2019 01:48	7040	KALAELOA BARBERS POINT HARBOR	OPEN LINE STATUS	SDOBP05001A	1	Followup Work Not Required
10743	Storm Inlet Insp Screening	02/26/2019 11:49	Dale, Steve	CLOSED		BP07, Area 7	02/26/2019 11:50	7040	KALAELOA BARBERS POINT HARBOR	INLET STATUS	SDIBP077115	15	Followup Work Not Required
10756	Storm Inlet Insp Screening	02/26/2019 11:49	Dale, Steve	CLOSED		BP07,	02/26/2019 11:49	7040	KALAELOA BARBERS POINT HARBOR	INLET STATUS	SDIBP077002	28	Followup Work Not Required
10742	Storm Inlet Insp Screening	02/26/2019 11:51	Dale, Steve	CLOSED		BP07, Hawaiian Cement	02/26/2019 11:52	7040	KALAELOA BARBERS POINT HARBOR	INLET STATUS	SDIBP077128	14	Followup Work Not Required

Inspection ID	Inspection Type	Date Inspected	Inspected By	Status	Submit To	Location	Finish Date	Work Order ID	District	Entity Type	Entity Uid	Entity Sid	Resolution
11243	Storm Inlet Insp Screening	02/26/2019 11:53	Dale, Steve	CLOSED		BP07, Hawaiian Cement	02/26/2019 11:53	7040	KALAELOA BARBERS POINT HARBOR	OPEN LINE STATUS	SDOBP077135	152	Followup Work Not Required
10753	Storm Inlet Insp Screening	02/26/2019 11:54	Martello, Mitchell	CLOSED		BP07, Area 7	02/26/2019 11:55	7040	KALAELOA BARBERS POINT HARBOR	INLET STATUS	SDIBP077202	25	Followup Work Not Required
10750	Storm Inlet Insp Screening	02/26/2019 11:57	Martello, Mitchell	CLOSED		BP07, Area 7	02/26/2019 11:57	7040	KALAELOA BARBERS POINT HARBOR	INLET STATUS	SDIBP077302	22	Followup Work Not Required
10751	Storm Inlet Insp Screening	02/26/2019 11:58	Martello, Mitchell	CLOSED		BP07, Area 7	02/26/2019 11:58	7040	KALAELOA BARBERS POINT HARBOR	INLET STATUS	SDIBP077402	23	Followup Work Not Required
10752	Storm Inlet Insp Screening	02/26/2019 11:58	Martello, Mitchell	CLOSED		BP07,	02/26/2019 11:59	7040	KALAELOA BARBERS POINT HARBOR	INLET STATUS	SDIBP077602	24	Followup Work Not Required
11077	Storm Inlet Insp Screening	03/5/2019 12:00	Galdeira, Guy	CLOSED		HO32,	03/5/2019 10:35	7040	HONOLULU HARBOR	INLET STATUS	SDIHO324182	465	Followup Work Not Required
11216	Storm Inlet Insp Screening	03/5/2019 12:00	Galdeira, Guy	CLOSED		HO60, Keehi Industrial Lots	03/5/2019 10:38	7040	HONOLULU HARBOR	OPEN LINE STATUS	SDOHO609165	72	Followup Work Not Required
11217	Storm Inlet Insp Screening	03/5/2019 12:00	Galdeira, Guy	CLOSED		HO60, Keehi Industrial Lots	03/5/2019 10:40	7040	HONOLULU HARBOR	OPEN LINE STATUS	SDOHO609185	73	Followup Work Not Required
11218	Storm Inlet Insp Screening	03/5/2019 12:00	Galdeira, Guy	CLOSED		HO60, Keehi Industrial Lots	03/5/2019 10:43	7040	HONOLULU HARBOR	OPEN LINE STATUS	SDOHO609189	74	Followup Work Not Required
11219	Storm Inlet Insp Screening	03/5/2019 12:00	Galdeira, Guy	CLOSED		HO60, KIPA	03/5/2019 10:42	7040	HONOLULU HARBOR	OPEN LINE STATUS	SDOHO609190	75	Followup Work Not Required
11220	Storm Inlet Insp Screening	03/5/2019 12:00	Galdeira, Guy	CLOSED		HO60, Keehi Industrial Lots	03/5/2019 10:41	7040	HONOLULU HARBOR	OPEN LINE STATUS	SDOHO609181	121	Followup Work Not Required
11280	Storm Inlet Insp Screening	03/5/2019 12:00	Galdeira, Guy	CLOSED		HO60, Pier 34 wharf	03/5/2019 10:41	7040	HONOLULU HARBOR	OPEN LINE STATUS	SDOHO609191	213	Followup Work Not Required
11475	Storm Inlet Insp Screening	04/17/2019 07:57	Inouye, Ken	CLOSED		HO08, Aloha Tower Market Place parking lot	04/17/2019 08:00	7517	HONOLULU HARBOR	INLET STATUS	SDIHO081240	240	Followup Work Not Required

Inspection ID	Inspection Type	Date Inspected	Inspected By	Status	Submit To	Location	Finish Date	Work Order ID	District	Entity Type	Entity Uid	Entity Sid	Resolution
11476	Storm Inlet Insp Screening	04/17/2019 08:01	Inouye, Ken	CLOSED		HO08, Nimitz Highway	04/17/2019 08:01	7517	HONOLULU HARBOR	INLET STATUS	SDIHO081244	243	Followup Work Not Required
11480	Storm Inlet Insp Screening	04/17/2019 12:43	Kaili, Kahea	CLOSED		HO38, Commercial Fishing Village	04/17/2019 12:44	7517	HONOLULU HARBOR	OPEN LINE STATUS	SDOHO385059	3	Followup Work Required
11479	Storm Inlet Insp Screening	04/17/2019 12:45	Kaili, Kahea	CLOSED		HO38, Commercial Fishing Village	04/17/2019 12:45	7517	HONOLULU HARBOR	OPEN LINE STATUS	SDOHO385057	2	Followup Work Not Required
11473	Storm Inlet Insp Screening	04/26/2019 10:00	Shimizu, Paul	CLOSED	McLean, Robert	HO51, Horizon Lines	04/26/2019 12:10	7517	HONOLULU HARBOR	INLET STATUS	SDIHO517802	61	Followup Work Not Required
11478	Storm Inlet Insp Screening	04/26/2019 10:00	Shimizu, Paul	CLOSED	McLean, Robert	HO53, CFS#2	04/26/2019 12:07	7517	HONOLULU HARBOR	INLET STATUS	SDIHO538912	673	Followup Work Required
11474	Storm Inlet Insp Screening	05/13/2019 12:00	Galdeira, Guy	CLOSED	Zhang, Joy	HO26, Pier 26	05/14/2019 10:42	7517	HONOLULU HARBOR	INLET STATUS	SDIHO263592	136	Followup Work Required
11477	Storm Inlet Insp Screening	05/13/2019 12:00	Galdeira, Guy	CLOSED	McLean, Robert	HO30,	05/14/2019 10:43	7517	HONOLULU HARBOR	INLET STATUS	SDIHO313904	521	Followup Work Required
11973	Storm Inlet Insp Screening	07/10/2019 10:20	Kaili, Kahea	CLOSED		HO36, Commercial Fishing Village	07/10/2019 10:24	7736	HONOLULU HARBOR	INLET STATUS	SDIHO364604	53	Followup Work Not Required
11881	Storm Inlet Insp Screening	07/10/2019 10:25	Kaili, Kahea	CLOSED		HO38, Commercial Fishing Village	07/10/2019 10:26	7736	HONOLULU HARBOR	INLET STATUS	SDIHO384606	34	Followup Work Not Required
11882	Storm Inlet Insp Screening	07/10/2019 10:27	Kaili, Kahea	CLOSED		HO38, Commercial Fishing Village	07/10/2019 10:27	7736	HONOLULU HARBOR	INLET STATUS	SDIHO384608	33	Followup Work Not Required
11892	Storm Inlet Insp Screening	07/10/2019 10:35	Kaili, Kahea	CLOSED		HO38, Commercial Fishing Village	07/10/2019 10:36	7736	HONOLULU HARBOR	INLET STATUS	SDIHO384710	35	Followup Work Not Required
11891	Storm Inlet Insp Screening	07/10/2019 10:37	Kaili, Kahea	CLOSED		HO38, Commercial Fishing Village	07/10/2019 10:37	7736	HONOLULU HARBOR	INLET STATUS	SDIHO384822	36	Followup Work Not Required
11890	Storm Inlet Insp Screening	07/10/2019 10:38	Kaili, Kahea	CLOSED		HO38, Commercial Fishing Village	07/10/2019 10:38	7736	HONOLULU HARBOR	INLET STATUS	SDIHO384820	37	Followup Work Not Required
11893	Storm Inlet Insp Screening	07/10/2019 10:39	Kaili, Kahea	CLOSED		HO38, Commercial Fishing Village	07/10/2019 10:39	7736	HONOLULU HARBOR	INLET STATUS	SDIHO384708	45	Followup Work Not Required
11894	Storm Inlet Insp Screening	07/10/2019 10:41	Kaili, Kahea	CLOSED		HO38, Commercial Fishing Village	07/10/2019 10:41	7736	HONOLULU HARBOR	INLET STATUS	SDIHO384706	44	Followup Work Not Required

Inspection ID	Inspection Type	Date Inspected	Inspected By	Status	Submit To	Location	Finish Date	Work Order ID	District	Entity Type	Entity Uid	Entity Sid	Resolution
11888	Storm Inlet Insp Screening	07/10/2019 10:42	Kaili, Kahea	CLOSED		HO38, Commercial Fishing Village	07/10/2019 10:42	7736	HONOLULU HARBOR	INLET STATUS	SDIHO384814	39	Followup Work Not Required
11886	Storm Inlet Insp Screening	07/10/2019 10:43	Kaili, Kahea	CLOSED		HO38, Commercial Fishing Village	07/10/2019 10:44	7736	HONOLULU HARBOR	INLET STATUS	SDIHO384808	42	Followup Work Not Required
11887	Storm Inlet Insp Screening	07/10/2019 10:43	Kaili, Kahea	CLOSED		HO38, Commercial Fishing Village	07/10/2019 10:43	7736	HONOLULU HARBOR	INLET STATUS	SDIHO384812	40	Followup Work Not Required
11885	Storm Inlet Insp Screening	07/10/2019 10:44	Kaili, Kahea	CLOSED		HO38, Commercial Fishing Village	07/10/2019 10:45	7736	HONOLULU HARBOR	INLET STATUS	SDIHO384806	41	Followup Work Not Required
11895	Storm Inlet Insp Screening	07/10/2019 10:45	Kaili, Kahea	CLOSED		HO38, Commercial Fishing Village	07/10/2019 10:45	7736	HONOLULU HARBOR	INLET STATUS	SDIHO384704	43	Followup Work Not Required
11536	Storm Inlet Insp Screening	07/10/2019 10:47	Kaili, Kahea	CLOSED		HO38, Commercial Fishing Village	07/10/2019 10:48	7736	HONOLULU HARBOR	OPEN LINE STATUS	SDOHO385107	5	Followup Work Not Required
11883	Storm Inlet Insp Screening	07/10/2019 10:48	Kaili, Kahea	CLOSED		H38, Commercial Fishing Village	07/10/2019 10:49	7736	HONOLULU HARBOR	INLET STATUS	SDIHO385102	46	Followup Work Not Required
11884	Storm Inlet Insp Screening	07/10/2019 10:50	Kaili, Kahea	CLOSED		HO38, Commercial Fishing Village	07/10/2019 10:50	7736	HONOLULU HARBOR	INLET STATUS	SDIHO384902	47	Followup Work Not Required
11625	Storm Inlet Insp Screening	07/10/2019 10:51	Kaili, Kahea	CLOSED		HO38, Commercial Fishing Village	07/10/2019 10:51	7736	HONOLULU HARBOR	OPEN LINE STATUS	SDOHO385057	2	Followup Work Not Required
11537	Storm Inlet Insp Screening	07/10/2019 10:52	Kaili, Kahea	CLOSED		HO38, Commercial Fishing Village	07/10/2019 10:52	7736	HONOLULU HARBOR	OPEN LINE STATUS	SDOHO385003	4	Followup Work Not Required
11553	Storm Inlet Insp Screening	07/24/2019 09:00	Shimizu, Paul	CLOSED		HO53, Sand Island	07/24/2019 10:07	7736	HONOLULU HARBOR	OPEN LINE STATUS	SDOHO538651	172	Followup Work Not Required
11557	Storm Inlet Insp Screening	07/24/2019 09:00	Shimizu, Paul	CLOSED		HO53, Matson Container Yard	07/24/2019 10:10	7736	HONOLULU HARBOR	OPEN LINE STATUS	SDOHO538583	179	Followup Work Not Required
11558	Storm Inlet Insp Screening	07/24/2019 09:00	Shimizu, Paul	CLOSED		HO53, Matson Container Yard	07/24/2019 10:08	7736	HONOLULU HARBOR	OPEN LINE STATUS	SDOHO538585	141	Followup Work Not Required
11559	Storm Inlet Insp Screening	07/24/2019 09:00	Shimizu, Paul	CLOSED		HO53, Sand Island-Row A15, Stall #14	07/24/2019 10:12	7736	HONOLULU HARBOR	OPEN LINE STATUS	SDOHO538619	140	Followup Work Not Required
11560	Storm Inlet Insp Screening	07/24/2019 09:00	Shimizu, Paul	CLOSED		HO53, Sand Island	07/24/2019 10:13	7736	HONOLULU HARBOR	OPEN LINE STATUS	SDOHO538617	142	Followup Work Not Required

Inspection ID	Inspection Type	Date Inspected	Inspected By	Status	Submit To	Location	Finish Date	Work Order ID	District	Entity Type	Entity Uid	Entity Sid	Resolution
11598	Storm Inlet Insp Screening	07/24/2019 09:00	Shimizu, Paul	CLOSED		HO53, Sand Island	07/24/2019 10:15	7736	HONOLULU HARBOR	OPEN LINE STATUS	SDOHO538647	170	Followup Work Not Required
11599	Storm Inlet Insp Screening	07/24/2019 09:00	Shimizu, Paul	CLOSED		HO53, Sand Island-Row A20, Stall #14	07/24/2019 10:14	7736	HONOLULU HARBOR	OPEN LINE STATUS	SDOHO538649	138	Followup Work Not Required
11613	Storm Inlet Insp Screening	07/24/2019 09:00	Shimizu, Paul	CLOSED		HO53, Sand Island, 1800 foot marker - 1500 foot marker	07/24/2019 10:11	7736	HONOLULU HARBOR	OPEN LINE STATUS	SDOHO538563	124	Followup Work Not Required
11937	Storm Inlet Insp Screening	07/24/2019 09:00	Shimizu, Paul	CLOSED		HO53, Matson Container Yard	07/24/2019 10:09	7736	HONOLULU HARBOR	INLET STATUS	SDIHO538902	117	Followup Work Not Required
11938	Storm Inlet Insp Screening	07/24/2019 09:00	Shimizu, Paul	CLOSED		HO53, Matson Container Facility	07/24/2019 10:06	7736	HONOLULU HARBOR	INLET STATUS	SDIHO538908	683	Followup Work Not Required
11950	Storm Inlet Insp Screening	07/24/2019 09:00	Shimizu, Paul	CLOSED		HO53, Sand Island Cargo Yard 5	07/24/2019 10:04	7736	HONOLULU HARBOR	INLET STATUS	SDIHO538910	674	Followup Work Not Required
12065	Storm Inlet Insp Screening	07/24/2019 09:00	Shimizu, Paul	CLOSED		HO53, Matson Container Facility	07/24/2019 10:12	7736	HONOLULU HARBOR	INLET STATUS	SDIHO538904	682	Followup Work Not Required
12053	Storm Inlet Insp Screening	07/24/2019 09:37	Shimizu, Paul	CLOSED		HO53, Row A20, Stall #14	07/24/2019 10:15	7736	HONOLULU HARBOR	INLET STATUS	SDIHO538906	681	Followup Work Not Required
11504	Storm Inlet Insp Screening	07/25/2019 12:00	Galdeira, Guy	CLOSED		HO32, Young Brothers	07/25/2019 11:25	7736	HONOLULU HARBOR	OPEN LINE STATUS	SDOHO405401	166	Followup Work Not Required
11505	Storm Inlet Insp Screening	07/25/2019 12:00	Galdeira, Guy	CLOSED		HO32, Young Brothers	07/25/2019 11:26	7736	HONOLULU HARBOR	OPEN LINE STATUS	SDOHO405403	165	Followup Work Not Required
11506	Storm Inlet Insp Screening	07/25/2019 12:00	Galdeira, Guy	CLOSED		pier 35 UH	07/25/2019 10:24	7736	HONOLULU HARBOR	OPEN LINE STATUS	SDOHO350001	225	Followup Work Not Required
11507	Storm Inlet Insp Screening	07/25/2019 12:00	Galdeira, Guy	CLOSED		pier 35 UH facility	07/25/2019 10:30	7736	HONOLULU HARBOR	OPEN LINE STATUS	SDOHO350003	226	Followup Work Not Required
11532	Storm Inlet Insp Screening	07/25/2019 12:00	Galdeira, Guy	CLOSED		HO31, Pier 31 yard	07/25/2019 11:15	7736	HONOLULU HARBOR	OPEN LINE STATUS	SDOHO314049	157	Followup Work Not Required
11533	Storm Inlet Insp Screening	07/25/2019 12:00	Galdeira, Guy	CLOSED		HO31, Pier 31 yard	07/25/2019 10:48	7736	HONOLULU HARBOR	OPEN LINE STATUS	SDOHO314109	158	Followup Work Not Required
11566	Storm Inlet Insp Screening	07/25/2019 12:00	Galdeira, Guy	CLOSED		HO31, Pier 31 yard	07/25/2019 11:14	7736	HONOLULU HARBOR	OPEN LINE STATUS	SDOHO314073	665	Followup Work Not Required

Inspection ID	Inspection Type	Date Inspected	Inspected By	Status	Submit To	Location	Finish Date	Work Order ID	District	Entity Type	Entity Uid	Entity Sid	Resolution
11567	Storm Inlet Insp Screening	07/25/2019 12:00	Galdeira, Guy	CLOSED		HO31, Pier 31 yard	07/25/2019 11:14	7736	HONOLULU HARBOR	OPEN LINE STATUS	SDOHO314071	159	Followup Work Not Required
11616	Storm Inlet Insp Screening	07/25/2019 12:00	Galdeira, Guy	CLOSED		pier 31 shed open area	07/25/2019 10:57	7736	HONOLULU HARBOR	OPEN LINE STATUS	SDOHO314395	229	Followup Work Required
11617	Storm Inlet Insp Screening	07/25/2019 12:00	Galdeira, Guy	CLOSED		pier 31 shed open area	07/25/2019 10:55	7736	HONOLULU HARBOR	OPEN LINE STATUS	SDOHO314397	230	Followup Work Required
11618	Storm Inlet Insp Screening	07/25/2019 12:00	Galdeira, Guy	CLOSED		pier 31 shed open area	07/25/2019 10:57	7736	HONOLULU HARBOR	OPEN LINE STATUS	SDOHO314399	231	Followup Work Required
11619	Storm Inlet Insp Screening	07/25/2019 12:00	Galdeira, Guy	CLOSED		pier 31 shed open area	07/25/2019 10:58	7736	HONOLULU HARBOR	OPEN LINE STATUS	SDOHO314401	232	Followup Work Required
11620	Storm Inlet Insp Screening	07/25/2019 12:00	Galdeira, Guy	CLOSED		pier 31 shed open area	07/25/2019 10:56	7736	HONOLULU HARBOR	OPEN LINE STATUS	SDOHO314403	234	Followup Work Required
11621	Storm Inlet Insp Screening	07/25/2019 12:00	Galdeira, Guy	CLOSED		pier 31 shed open area	07/25/2019 10:54	7736	HONOLULU HARBOR	OPEN LINE STATUS	SDOHO314393	235	Followup Work Required
11622	Storm Inlet Insp Screening	07/25/2019 12:00	Galdeira, Guy	CLOSED		pier 31 shed open area	07/25/2019 10:59	7736	HONOLULU HARBOR	OPEN LINE STATUS	SDOHO314405	238	Followup Work Required
11760	Storm Inlet Insp Screening	07/25/2019 12:00	Galdeira, Guy	CLOSED		HO40, Ewa side of Young Brothers Annex building	07/25/2019 11:23	7736	HONOLULU HARBOR	INLET STATUS	SDIHO405712	546	Followup Work Not Required
11761	Storm Inlet Insp Screening	07/25/2019 12:00	Galdeira, Guy	CLOSED		HO40, Between Young Brothers Annex and Admin buildings	07/25/2019 11:24	7736	HONOLULU HARBOR	INLET STATUS	SDIHO405722	544	Followup Work Not Required
11762	Storm Inlet Insp Screening	07/25/2019 12:00	Galdeira, Guy	CLOSED		HO40, Between Young Brothers Annex and Admin buildings	07/25/2019 11:24	7736	HONOLULU HARBOR	INLET STATUS	SDIHO405708	545	Followup Work Not Required
11763	Storm Inlet Insp Screening	07/25/2019 12:00	Galdeira, Guy	CLOSED		HO39, Young Brothers Refrigeration Container Facility	07/25/2019 11:27	7736	HONOLULU HARBOR	INLET STATUS	SDIHO395512	538	Followup Work Not Required
11764	Storm Inlet Insp Screening	07/25/2019 12:00	Galdeira, Guy	CLOSED		HO39, Young Brothers Refrigeration Container Facility	07/25/2019 11:28	7736	HONOLULU HARBOR	INLET STATUS	SDIHO395514	537	Followup Work Not Required
11765	Storm Inlet Insp Screening	07/25/2019 12:00	Galdeira, Guy	CLOSED		HO39, Young Brothers Refrigeration Container Facility	07/25/2019 11:28	7736	HONOLULU HARBOR	INLET STATUS	SDIHO395516	472	Followup Work Not Required
11766	Storm Inlet Insp Screening	07/25/2019 12:00	Galdeira, Guy	CLOSED		HO39, Young Brothers access road along North Nimitz Highway	07/25/2019 11:30	7736		INLET STATUS	SDIHO395596	547	Followup Work Not Required

Inspection ID	Inspection Type	Date Inspected	Inspected By	Status	Submit To	Location	Finish Date	Work Order ID	District	Entity Type	Entity Uid	Entity Sid	Resolution
11768	Storm Inlet Insp Screening	07/25/2019 12:00	Galdeira, Guy	CLOSED		HO40, Young Brothers maintenance facility	07/25/2019 11:32	7736	HONOLULU HARBOR	INLET STATUS	SDIHO405608	543	Followup Work Not Required
11769	Storm Inlet Insp Screening	07/25/2019 12:00	Galdeira, Guy	CLOSED		HO39, Young Brothers access road along North Nimitz Highway	07/25/2019 11:29	7736		INLET STATUS	SDIHO395592	548	Followup Work Not Required
11770	Storm Inlet Insp Screening	07/25/2019 12:00	Galdeira, Guy	CLOSED		HO35, Pier 35	07/25/2019 10:27	7736	HONOLULU HARBOR	INLET STATUS	SDIHO354462	48	Followup Work Not Required
11771	Storm Inlet Insp Screening	07/25/2019 12:00	Galdeira, Guy	CLOSED		Pier 35 UH facility	07/25/2019 10:25	7736	HONOLULU HARBOR	INLET STATUS	SDIHO354412	798	Followup Work Not Required
11772	Storm Inlet Insp Screening	07/25/2019 12:00	Galdeira, Guy	CLOSED		Pier 35 UH facility	07/25/2019 10:24	7736	HONOLULU HARBOR	INLET STATUS	SDIHO354414	801	Followup Work Not Required
11773	Storm Inlet Insp Screening	07/25/2019 12:00	Galdeira, Guy	CLOSED		Pier 35 UH facility	07/25/2019 10:30	7736	HONOLULU HARBOR	INLET STATUS	SDIHO344362	471	Followup Work Not Required
11774	Storm Inlet Insp Screening	07/25/2019 12:00	Galdeira, Guy	CLOSED		Pier 35 UH facility	07/25/2019 10:32	7736	HONOLULU HARBOR	INLET STATUS	SDIHO354474	797	Followup Work Not Required
11775	Storm Inlet Insp Screening	07/25/2019 12:00	Galdeira, Guy	CLOSED		HO34, Pier 34	07/25/2019 10:21	7736	HONOLULU HARBOR	INLET STATUS	SDIHO344322	536	Followup Work Required
11776	Storm Inlet Insp Screening	07/25/2019 12:00	Galdeira, Guy	CLOSED		HO34, Pier 34	07/25/2019 10:20	7736	HONOLULU HARBOR	INLET STATUS	SDIHO344312	466	Followup Work Required
11777	Storm Inlet Insp Screening	07/25/2019 12:00	Galdeira, Guy	CLOSED		HO33,	07/25/2019 10:34	7736	HONOLULU HARBOR	INLET STATUS	SDIHO344328	467	Followup Work Required
11778	Storm Inlet Insp Screening	07/25/2019 12:00	Galdeira, Guy	CLOSED		HO33,	07/25/2019 10:33	7736	HONOLULU HARBOR	INLET STATUS	SDIHO344326	468	Followup Work Required
11779	Storm Inlet Insp Screening	07/25/2019 12:00	Galdeira, Guy	CLOSED		HO33,	07/25/2019 10:33	7736	HONOLULU HARBOR	INLET STATUS	SDIHO344324	469	Followup Work Required
11780	Storm Inlet Insp Screening	07/25/2019 12:00	Galdeira, Guy	CLOSED		HO32,	07/25/2019 10:35	7736	HONOLULU HARBOR	INLET STATUS	SDIHO324208	457	Followup Work Required
11781	Storm Inlet Insp Screening	07/25/2019 12:00	Galdeira, Guy	CLOSED		HO34, Pier 34	07/25/2019 10:18	7736	HONOLULU HARBOR	INLET STATUS	SDIHO344302	535	Followup Work Required
11826	Storm Inlet Insp Screening	07/25/2019 12:00	Galdeira, Guy	CLOSED		HO35, Pier 35 parking lot	07/25/2019 10:29	7736	HONOLULU HARBOR	INLET STATUS	SDIHO354452	49	Followup Work Not Required

Inspection ID	Inspection Type	Date Inspected	Inspected By	Status	Submit To	Location	Finish Date	Work Order ID	District	Entity Type	Entity Uid	Entity Sid	Resolution
11830	Storm Inlet Insp Screening	07/25/2019 12:00	Galdeira, Guy	CLOSED	McLean, Robert	HO30,	07/25/2019 11:03	7736	HONOLULU HARBOR	INLET STATUS	SDIHO313924	520	Followup Work Required
11831	Storm Inlet Insp Screening	07/25/2019 12:00	Galdeira, Guy	CLOSED		HO31, Pier 31 shed	07/25/2019 11:04	7736	HONOLULU HARBOR	INLET STATUS	SDIHO313958	636	Followup Work Not Required
11832	Storm Inlet Insp Screening	07/25/2019 12:00	Galdeira, Guy	CLOSED		HO31, Pier 31 Shed	07/25/2019 11:01	7736	HONOLULU HARBOR	INLET STATUS	SDIHO313902	211	Followup Work Not Required
11833	Storm Inlet Insp Screening	07/25/2019 12:00	Galdeira, Guy	CLOSED		HO31, Pier 31 Shed	07/25/2019 11:00	7736	HONOLULU HARBOR	INLET STATUS	SDIHO313954	697	Followup Work Not Required
11834	Storm Inlet Insp Screening	07/25/2019 12:00	Galdeira, Guy	CLOSED		HO31, Pier 31 Shed	07/25/2019 11:01	7736	HONOLULU HARBOR	INLET STATUS	SDIHO313922	143	Followup Work Not Required
11835	Storm Inlet Insp Screening	07/25/2019 12:00	Galdeira, Guy	CLOSED	McLean, Robert	HO31,	07/25/2019 10:53	7736	HONOLULU HARBOR	INLET STATUS	SDIHO314152	704	Followup Work Required
11836	Storm Inlet Insp Screening	07/25/2019 12:00	Galdeira, Guy	CLOSED		HO32, Pier 32 shed	07/25/2019 10:36	7736	HONOLULU HARBOR	INLET STATUS	SDIHO324202	464	Followup Work Required
11837	Storm Inlet Insp Screening	07/25/2019 12:00	Galdeira, Guy	CLOSED		HO32, Pier 32 shed	07/25/2019 10:36	7736	HONOLULU HARBOR	INLET STATUS	SDIHO324204	463	Followup Work Required
11838	Storm Inlet Insp Screening	07/25/2019 12:00	Galdeira, Guy	CLOSED	McLean, Robert	HO32,	07/25/2019 10:51	7736	HONOLULU HARBOR	INLET STATUS	SDIHO314162	462	Followup Work Required
11839	Storm Inlet Insp Screening	07/25/2019 12:00	Galdeira, Guy	CLOSED		HO31,	07/25/2019 11:05	7736	HONOLULU HARBOR	INLET STATUS	SDIHO313962	551	Followup Work Required
11840	Storm Inlet Insp Screening	07/25/2019 12:00	Galdeira, Guy	CLOSED		HO31, Pier 31 entrance road	07/25/2019 11:06	7736	HONOLULU HARBOR	INLET STATUS	SDIHO313964	549	Followup Work Not Required
11841	Storm Inlet Insp Screening	07/25/2019 12:00	Galdeira, Guy	CLOSED		HO31, Pier 31 entrance road	07/25/2019 11:07	7736	HONOLULU HARBOR	INLET STATUS	SDIHO313966	443	Followup Work Not Required
11842	Storm Inlet Insp Screening	07/25/2019 12:00	Galdeira, Guy	CLOSED		HO31, Pier 31 entrance road	07/25/2019 11:08	7736	HONOLULU HARBOR	INLET STATUS	SDIHO313968	442	Followup Work Not Required
11843	Storm Inlet Insp Screening	07/25/2019 12:00	Galdeira, Guy	CLOSED		HO31, Roadway between HECO and Aloha Petroleum	07/25/2019 11:08	7736	HONOLULU HARBOR	INLET STATUS	SDIHO313970	440	Followup Work Not Required
11844	Storm Inlet Insp Screening	07/25/2019 12:00	Galdeira, Guy	CLOSED		HO31, Pier 31 yard	07/25/2019 11:17	7736	HONOLULU HARBOR	INLET STATUS	SDIHO314130	445	Followup Work Not Required

Inspection ID	Inspection Type	Date Inspected	Inspected By	Status	Submit To	Location	Finish Date	Work Order ID	District	Entity Type	Entity Uid	Entity Sid	Resolution
11845	Storm Inlet Insp Screening	07/25/2019 12:00	Galdeira, Guy	CLOSED		HO31, Pier 31 yard	07/25/2019 11:15	7736	HONOLULU HARBOR	INLET STATUS	SDIHO314016	449	Followup Work Not Required
11846	Storm Inlet Insp Screening	07/25/2019 12:00	Galdeira, Guy	CLOSED		HO31,	07/25/2019 11:18	7736	HONOLULU HARBOR	INLET STATUS	SDIHO314134	444	Followup Work Not Required
11847	Storm Inlet Insp Screening	07/25/2019 12:00	Galdeira, Guy	CLOSED		HO31,	07/25/2019 11:19	7736	HONOLULU HARBOR	INLET STATUS	SDIHO314136	447	Followup Work Not Required
11848	Storm Inlet Insp Screening	07/25/2019 12:00	Galdeira, Guy	CLOSED		HO31,	07/25/2019 11:19	7736	HONOLULU HARBOR	INLET STATUS	SDIHO314132	448	Followup Work Not Required
11849	Storm Inlet Insp Screening	07/25/2019 12:00	Galdeira, Guy	CLOSED		HO31, Pier 31 yard	07/25/2019 10:47	7736	HONOLULU HARBOR	INLET STATUS	SDIHO314142	568	Followup Work Required
11850	Storm Inlet Insp Screening	07/25/2019 12:00	Galdeira, Guy	CLOSED	McLean, Robert	HO32,	07/25/2019 10:42	7736	HONOLULU HARBOR	INLET STATUS	SDIHO324236	458	Followup Work Required
11851	Storm Inlet Insp Screening	07/25/2019 12:00	Galdeira, Guy	CLOSED		HO32,	07/25/2019 10:40	7736	HONOLULU HARBOR	INLET STATUS	SDIHO324234	459	Followup Work Required
11852	Storm Inlet Insp Screening	07/25/2019 12:00	Galdeira, Guy	CLOSED		HO32,	07/25/2019 10:46	7736	HONOLULU HARBOR	INLET STATUS	SDIHO324260	460	Followup Work Required
11853	Storm Inlet Insp Screening	07/25/2019 12:00	Galdeira, Guy	CLOSED		HO32,	07/25/2019 10:45	7736	HONOLULU HARBOR	INLET STATUS	SDIHO324262	456	Followup Work Required
11977	Storm Inlet Insp Screening	07/25/2019 12:00	Galdeira, Guy	CLOSED	McLean, Robert	HO34, Pier 34	07/25/2019 10:22	7736	HONOLULU HARBOR	INLET STATUS	SDIHO344352	470	Followup Work Required
11978	Storm Inlet Insp Screening	07/25/2019 12:00	Galdeira, Guy	CLOSED		HO32, Pier 32 shed	07/25/2019 10:40	7736	HONOLULU HARBOR	INLET STATUS	SDIHO324232	461	Followup Work Not Required
11979	Storm Inlet Insp Screening	07/25/2019 12:00	Galdeira, Guy	CLOSED		HO31, Pier 31-33 shed	07/25/2019 10:49	7736	HONOLULU HARBOR	INLET STATUS	SDIHO314154	221	Followup Work Not Required
11986	Storm Inlet Insp Screening	07/25/2019 12:00	Galdeira, Guy	CLOSED	McLean, Robert	HO40, Young Brothers entrance	07/25/2019 11:31	7736	HONOLULU HARBOR	INLET STATUS	SDIHO405610	541	Followup Work Required
11987	Storm Inlet Insp Screening	07/25/2019 12:00	Galdeira, Guy	CLOSED		HO39, Young Brothers Refrigeration Container Facility	07/25/2019 11:27	7736	HONOLULU HARBOR	INLET STATUS	SDIHO395510	540	Followup Work Not Required
11988	Storm Inlet Insp Screening	07/25/2019 12:00	Galdeira, Guy	CLOSED		HO31, Roadway between HECO and Aloha Petroleum	07/25/2019 11:10	7736	HONOLULU HARBOR	INLET STATUS	SDIHO313972	533	Followup Work Not Required

Inspection ID	Inspection Type	Date Inspected	Inspected By	Status	Submit To	Location	Finish Date	Work Order ID	District	Entity Type	Entity Uid	Entity Sid	Resolution
12061	Storm Inlet Insp Screening	07/25/2019 12:00	Galdeira, Guy	CLOSED		HO35, Hawaii Stevedores Inc.	07/25/2019 10:28	7736	HONOLULU HARBOR	INLET STATUS	SDIHO354472	501	Followup Work Not Required
12064	Storm Inlet Insp Screening	07/25/2019 12:00	Galdeira, Guy	CLOSED		HO32,	07/25/2019 10:52	7736	HONOLULU HARBOR	INLET STATUS	SDIHO324182	465	Followup Work Required
12071	Storm Inlet Insp Screening	07/25/2019 12:00	Galdeira, Guy	CLOSED	McLean, Robert	HO30,	07/25/2019 11:02	7736	HONOLULU HARBOR	INLET STATUS	SDIHO313904	521	Followup Work Required
11997	Storm Inlet Insp Screening	07/26/2019 01:11	Kaili, Kahea	CLOSED	McLean, Robert	HO23, DHX yard; Former molasses tank farm at Pier 19	07/26/2019 01:11	7736	HONOLULU HARBOR	INLET STATUS	SDIHO232448	374	Followup Work Not Required
11877	Storm Inlet Insp Screening	07/26/2019 01:12	Kaili, Kahea	CLOSED	McLean, Robert	HO23, DHX yard; Former molasses tank farm at Pier 19	07/26/2019 01:13	7736	HONOLULU HARBOR	INLET STATUS	SDIHO232438	373	Followup Work Not Required
11996	Storm Inlet Insp Screening	07/26/2019 01:12	Kaili, Kahea	CLOSED	McLean, Robert	HO23, DHX yard; Former molasses tank farm at Pier 19	07/26/2019 01:12	7736	HONOLULU HARBOR	INLET STATUS	SDIHO232440	372	Followup Work Not Required
11878	Storm Inlet Insp Screening	07/26/2019 01:13	Kaili, Kahea	CLOSED	McLean, Robert	HO23, DHX yard; Former molasses tank farm at Pier 19	07/26/2019 01:13	7736	HONOLULU HARBOR	INLET STATUS	SDIHO232442	376	Followup Work Not Required
11562	Storm Inlet Insp Screening	07/26/2019 10:00	Shimizu, Paul	CLOSED		HO52, Matson parking lot	07/29/2019 12:19	7736	HONOLULU HARBOR	OPEN LINE STATUS	SDOHO528877	185	Followup Work Not Required
11563	Storm Inlet Insp Screening	07/26/2019 10:00	Shimizu, Paul	CLOSED		HO53, Matson Facilities and Management Building	07/29/2019 12:03	7736	HONOLULU HARBOR	OPEN LINE STATUS	SDOHO528765	214	Followup Work Not Required
11564	Storm Inlet Insp Screening	07/26/2019 10:00	Shimizu, Paul	CLOSED		HO53, Matson Facilities and Management Building	07/29/2019 12:05	7736	HONOLULU HARBOR	OPEN LINE STATUS	SDOHO528763	221	Followup Work Not Required
11565	Storm Inlet Insp Screening	07/26/2019 10:00	Shimizu, Paul	CLOSED		HO53, Matson Facilities and Management Building	07/29/2019 12:06	7736	HONOLULU HARBOR	OPEN LINE STATUS	SDOHO528761	217	Followup Work Not Required
11592	Storm Inlet Insp Screening	07/26/2019 10:00	Shimizu, Paul	CLOSED		HO51, Sand Island	07/29/2019 10:57	7736	HONOLULU HARBOR	OPEN LINE STATUS	SDOHO518291	125	Followup Work Not Required
11593	Storm Inlet Insp Screening	07/26/2019 10:00	Shimizu, Paul	CLOSED		HO51, Sand Island	07/29/2019 11:21	7736	HONOLULU HARBOR	OPEN LINE STATUS	SDOHO518285	127	Followup Work Not Required
11600	Storm Inlet Insp Screening	07/26/2019 10:00	Shimizu, Paul	CLOSED		HO53, Matson Facilities and Management Building	07/29/2019 12:07	7736	HONOLULU HARBOR	OPEN LINE STATUS	SDOHO528759	220	Followup Work Not Required
11601	Storm Inlet Insp Screening	07/26/2019 10:00	Shimizu, Paul	CLOSED		HO53, Matson Facilities and Management Building	07/29/2019 12:08	7736	HONOLULU HARBOR	OPEN LINE STATUS	SDOHO528757	216	Followup Work Not Required

Inspection ID	Inspection Type	Date Inspected	Inspected By	Status	Submit To	Location	Finish Date	Work Order ID	District	Entity Type	Entity Uid	Entity Sid	Resolution
11602	Storm Inlet Insp Screening	07/26/2019 10:00	Shimizu, Paul	CLOSED		HO53, Matson Facilities and Management Building	07/29/2019 12:09	7736	HONOLULU HARBOR	OPEN LINE STATUS	SDOHO528755	219	Followup Work Not Required
11603	Storm Inlet Insp Screening	07/26/2019 10:00	Shimizu, Paul	CLOSED		HO53, Matson Facilities and Management Building	09/9/2019 10:56	7736	HONOLULU HARBOR	OPEN LINE STATUS	SDOHO528753	223	Followup Work Not Required
11604	Storm Inlet Insp Screening	07/26/2019 10:00	Shimizu, Paul	CLOSED		HO53, Matson Facilities and Management building	07/29/2019 12:11	7736	HONOLULU HARBOR	OPEN LINE STATUS	SDOHO528751	215	Followup Work Not Required
11623	Storm Inlet Insp Screening	07/26/2019 10:00	Shimizu, Paul	CLOSED		HO53, Matson Facilities and Management Building	07/29/2019 12:02	7736	HONOLULU HARBOR	OPEN LINE STATUS	SDOHO528769	218	Followup Work Not Required
11629	Storm Inlet Insp Screening	07/26/2019 10:00	Shimizu, Paul	CLOSED		HO52, Matson parking lot along Sand Island Parkway	07/29/2019 12:20	7736	HONOLULU HARBOR	INLET STATUS	SDIHO528874	103	Followup Work Not Required
11960	Storm Inlet Insp Screening	07/26/2019 10:00	Shimizu, Paul	CLOSED		HO53, CFS#2	07/29/2019 12:21	7736	HONOLULU HARBOR	INLET STATUS	SDIHO538798	134	Followup Work Not Required
11961	Storm Inlet Insp Screening	07/26/2019 10:00	Shimizu, Paul	CLOSED		HO53, CFS#2	07/29/2019 12:22	7736	HONOLULU HARBOR	INLET STATUS	SDIHO538796	133	Followup Work Not Required
11962	Storm Inlet Insp Screening	07/26/2019 10:00	Shimizu, Paul	CLOSED		HO53, CFS#2	07/29/2019 12:22	7736	HONOLULU HARBOR	INLET STATUS	SDIHO538794	132	Followup Work Not Required
11964	Storm Inlet Insp Screening	07/26/2019 10:00	Shimizu, Paul	CLOSED	McLean, Robert	HO52, CEM Building	07/29/2019 01:06	7736	HONOLULU HARBOR	INLET STATUS	SDIHO528716	679	Followup Work Required
11967	Storm Inlet Insp Screening	07/26/2019 10:00	Shimizu, Paul	CLOSED		HO52, Matson parking lot along Sand Island Parkway; connected to trench drain	07/29/2019 12:18	7736	HONOLULU HARBOR	INLET STATUS	SDIHO528876	104	Followup Work Not Required
11968	Storm Inlet Insp Screening	07/26/2019 10:00	Shimizu, Paul	CLOSED		HO52, Matson parking lot along Sand Island Parkway	07/29/2019 12:18	7736	HONOLULU HARBOR	INLET STATUS	SDIHO528880	105	Followup Work Not Required
11969	Storm Inlet Insp Screening	07/26/2019 10:00	Shimizu, Paul	CLOSED		HO52, Matson Facilities and Management building (formerly CEM or Container Equipment Maintenance facility)	07/29/2019 12:04	7736	HONOLULU HARBOR	INLET STATUS	SDIHO528736	695	Followup Work Not Required
11970	Storm Inlet Insp Screening	07/26/2019 10:00	Shimizu, Paul	CLOSED		HO52, Matson Facilities and Management building (formerly CEM or Container Equipment Maintenance facility)	07/29/2019 12:06	7736	HONOLULU HARBOR	INLET STATUS	SDIHO528734	199	Followup Work Not Required

Inspection ID	Inspection Type	Date Inspected	Inspected By	Status	Submit To	Location	Finish Date	Work Order ID	District	Entity Type	Entity Uid	Entity Sid	Resolution
12033	Storm Inlet Insp Screening	07/26/2019 10:00	Shimizu, Paul	CLOSED		HO51, Matson Container Yard	07/29/2019 10:58	7736	HONOLULU HARBOR	INLET STATUS	SDIHO518150	93	Followup Work Not Required
12055	Storm Inlet Insp Screening	07/26/2019 10:00	Shimizu, Paul	CLOSED		HO52, Matson Facilities and Management building (formerly CEM or Container Equipment Maintenance facility)	07/29/2019 12:10	7736	HONOLULU HARBOR	INLET STATUS	SDIHO528730	692	Followup Work Not Required
12059	Storm Inlet Insp Screening	07/26/2019 10:00	Shimizu, Paul	CLOSED		HO52, Matson Facilities and Management building (formerly CEM or Container Equipment Maintenance facility)	07/29/2019 12:01	7736	HONOLULU HARBOR	INLET STATUS	SDIHO528738	694	Followup Work Not Required
12063	Storm Inlet Insp Screening	07/26/2019 10:00	Shimizu, Paul	CLOSED		HO53, CFS#2	07/29/2019 12:23	7736	HONOLULU HARBOR	INLET STATUS	SDIHO538792	131	Followup Work Not Required
12068	Storm Inlet Insp Screening	07/26/2019 10:00	Shimizu, Paul	CLOSED		HO53, CFS#2	07/29/2019 03:00	7736	HONOLULU HARBOR	INLET STATUS	SDIHO538912	673	Followup Work Not Required
12062	Storm Inlet Insp Screening	07/26/2019 10:36	Shimizu, Paul	CLOSED	McLean, Robert	HO53, Matson CFS	07/29/2019 01:09	7736	HONOLULU HARBOR	INLET STATUS	SDIHO538890	721	Followup Work Required
11522	Storm Inlet Insp Screening	07/26/2019 12:19	Kaili, Kahea	CLOSED		HO20, Ferry Terminal	07/26/2019 12:19	7736	HONOLULU HARBOR	OPEN LINE STATUS	SDOHO202701	205	Followup Work Not Required
11519	Storm Inlet Insp Screening	07/26/2019 12:20	Kaili, Kahea	CLOSED		HO20, Ferry Terminal	07/26/2019 12:21	7736	HONOLULU HARBOR	OPEN LINE STATUS	SDOHO202703	191	Followup Work Not Required
11813	Storm Inlet Insp Screening	07/26/2019 12:21	Kaili, Kahea	CLOSED		HO20, Warehouse No. 6 parking lot at Pier 20	07/26/2019 12:22	7736	HONOLULU HARBOR	INLET STATUS	SDIHO202704	385	Followup Work Not Required
11824	Storm Inlet Insp Screening	07/26/2019 12:22	Kaili, Kahea	CLOSED		HO20, Pier 19 Ferry Terminal pakring	07/26/2019 12:23	7736	HONOLULU HARBOR	INLET STATUS	SDIHO202584	396	Followup Work Not Required
11825	Storm Inlet Insp Screening	07/26/2019 12:24	Kaili, Kahea	CLOSED		HO20, Pier 19 Ferry Terminal	07/26/2019 12:24	7736	HONOLULU HARBOR	INLET STATUS	SDIHO202582	384	Followup Work Not Required
11812	Storm Inlet Insp Screening	07/26/2019 12:25	Kaili, Kahea	CLOSED		HO20, Pier 19 Ferry Terminal	07/26/2019 12:25	7736	HONOLULU HARBOR	INLET STATUS	SDIHO202580	382	Followup Work Not Required
11811	Storm Inlet Insp Screening	07/26/2019 12:40	Kaili, Kahea	CLOSED		HO19, Ferry Terminal parking lot at Pier 19	07/26/2019 12:41	7736	HONOLULU HARBOR	INLET STATUS	SDIHO202502	383	Followup Work Not Required
11810	Storm Inlet Insp Screening	07/26/2019 12:41	Kaili, Kahea	CLOSED		HO19, Ferry Terminal parking lot at Pier 19	07/26/2019 12:41	7736	HONOLULU HARBOR	INLET STATUS	SDIHO192504	380	Followup Work Not Required

Inspection ID	Inspection Type	Date Inspected	Inspected By	Status	Submit To	Location	Finish Date	Work Order ID	District	Entity Type	Entity Uid	Entity Sid	Resolution
11828	Storm Inlet Insp Screening	07/26/2019 12:42	Kaili, Kahea	CLOSED		HO19, Pier 19 Ferry Terminal	07/26/2019 12:42	7736	HONOLULU HARBOR	INLET STATUS	SDIHO192520	398	Followup Work Not Required
11827	Storm Inlet Insp Screening	07/26/2019 12:43	Kaili, Kahea	CLOSED		HO23, Ferry Terminal parking lot at Pier 19	07/26/2019 12:43	7736	HONOLULU HARBOR	INLET STATUS	SDIHO192562	379	Followup Work Not Required
11800	Storm Inlet Insp Screening	07/26/2019 12:46	Kaili, Kahea	CLOSED		HO23, Ferry Terminal parking lot at Pier 19	07/26/2019 12:46	7736	HONOLULU HARBOR	INLET STATUS	SDIHO192554	378	Followup Work Not Required
11807	Storm Inlet Insp Screening	07/26/2019 12:46	Kaili, Kahea	CLOSED		HO19, Ferry Terminal parking lot at Pier 19	07/26/2019 12:47	7736	HONOLULU HARBOR	INLET STATUS	SDIHO192544	377	Followup Work Not Required
11972	Storm Inlet Insp Screening	07/26/2019 12:47	Kaili, Kahea	CLOSED	McLean, Robert	HO38, Commercial Fishing Village	07/26/2019 12:49	7736	HONOLULU HARBOR	INLET STATUS	SDIHO385154	52	Followup Work Not Required
11971	Storm Inlet Insp Screening	07/26/2019 12:49	Kaili, Kahea	CLOSED	McLean, Robert	HO38, Commercial Fishing Village	07/26/2019 12:50	7736	HONOLULU HARBOR	INLET STATUS	SDIHO385152	51	Followup Work Not Required
11995	Storm Inlet Insp Screening	07/26/2019 12:57	Kaili, Kahea	CLOSED	McLean, Robert	HO19, Pier 19 shed	07/26/2019 12:57	7736	HONOLULU HARBOR	INLET STATUS	SDIHO192484	700	Followup Work Not Required
11538	Storm Inlet Insp Screening	08/11/2019 08:00	Shimizu, Paul	CLOSED		HO51C, Sand Island	08/11/2019 02:13	7736	HONOLULU HARBOR	OPEN LINE STATUS	SDOHO518031	131	Followup Work Not Required
11606	Storm Inlet Insp Screening	08/11/2019 08:00	Shimizu, Paul	CLOSED	McLean, Robert	HO53, Matson Facilities and Management Building	07/29/2019 12:02	7736	HONOLULU HARBOR	OPEN LINE STATUS	SDOHO528771	222	Followup Work Required
11901	Storm Inlet Insp Screening	08/11/2019 08:00	Shimizu, Paul	CLOSED		HO51, Horizon Lines	08/11/2019 01:39	7736	HONOLULU HARBOR	INLET STATUS	SDIHO517942	210	Followup Work Not Required
11902	Storm Inlet Insp Screening	08/11/2019 08:00	Shimizu, Paul	CLOSED		HO51, Horizon Lines	08/11/2019 01:38	7736	HONOLULU HARBOR	INLET STATUS	SDIHO517944	209	Followup Work Not Required
11903	Storm Inlet Insp Screening	08/11/2019 08:00	Shimizu, Paul	CLOSED		HO51, Horizon Lines	08/11/2019 01:37	7736	HONOLULU HARBOR	INLET STATUS	SDIHO518464	81	Followup Work Not Required
11904	Storm Inlet Insp Screening	08/11/2019 08:00	Shimizu, Paul	CLOSED		HO51, Horizon Lines	08/11/2019 01:37	7736	HONOLULU HARBOR	INLET STATUS	SDIHO518466	112	Followup Work Not Required
11905	Storm Inlet Insp Screening	08/11/2019 08:00	Shimizu, Paul	CLOSED		HO51, Matson vehicle processing	08/11/2019 01:35	7736	HONOLULU HARBOR	INLET STATUS	SDIHO518468	684	Followup Work Not Required
11906	Storm Inlet Insp Screening	08/11/2019 08:00	Shimizu, Paul	CLOSED		HO51, Horizon Lines yard	08/11/2019 01:40	7736	HONOLULU HARBOR	INLET STATUS	SDIHO517940	208	Followup Work Not Required

Inspection ID	Inspection Type	Date Inspected	Inspected By	Status	Submit To	Location	Finish Date	Work Order ID	District	Entity Type	Entity Uid	Entity Sid	Resolution
11907	Storm Inlet Insp Screening	08/11/2019 08:00	Shimizu, Paul	CLOSED		HO51, Horizon Lines	08/11/2019 01:42	7736	HONOLULU HARBOR	INLET STATUS	SDIHO517932	206	Followup Work Required
11908	Storm Inlet Insp Screening	08/11/2019 08:00	Shimizu, Paul	CLOSED		HO51, Horizon Lines	08/11/2019 02:15	7736	HONOLULU HARBOR	INLET STATUS	SDIHO518012	78	Followup Work Not Required
11909	Storm Inlet Insp Screening	08/11/2019 08:00	Shimizu, Paul	CLOSED		HO51, Horizon Lines	08/11/2019 02:18	7736	HONOLULU HARBOR	INLET STATUS	SDIHO518400	696	Followup Work Not Required
11910	Storm Inlet Insp Screening	08/11/2019 08:00	Shimizu, Paul	CLOSED		HO51, Sand Island, Horizon Lines	08/11/2019 02:17	7736	HONOLULU HARBOR	INLET STATUS	SDIHO518052	88	Followup Work Not Required
11911	Storm Inlet Insp Screening	08/11/2019 08:00	Shimizu, Paul	CLOSED	McLean, Robert	HO51, Horizon Lines	08/11/2019 02:16	7736	HONOLULU HARBOR	INLET STATUS	SDIHO518010	79	Followup Work Required
11912	Storm Inlet Insp Screening	08/11/2019 08:00	Shimizu, Paul	CLOSED		HO51, Horizon Lines	08/11/2019 01:43	7736	HONOLULU HARBOR	INLET STATUS	SDIHO517930	205	Followup Work Not Required
11913	Storm Inlet Insp Screening	08/11/2019 08:00	Shimizu, Paul	CLOSED		HO51, Horizon Lines	08/11/2019 02:00	7736	HONOLULU HARBOR	INLET STATUS	SDIHO517902	74	Followup Work Not Required
11914	Storm Inlet Insp Screening	08/11/2019 08:00	Shimizu, Paul	CLOSED	McLean, Robert	HO51, Horizon Lines	08/11/2019 01:59	7736	HONOLULU HARBOR	INLET STATUS	SDIHO517900	75	Followup Work Required
11915	Storm Inlet Insp Screening	08/11/2019 08:00	Shimizu, Paul	CLOSED		HO51, Horizon Lines	08/11/2019 01:57	7736	HONOLULU HARBOR	INLET STATUS	SDIHO517898	77	Followup Work Not Required
11916	Storm Inlet Insp Screening	08/11/2019 08:00	Shimizu, Paul	CLOSED	McLean, Robert	HO51, Horizon Lines	08/11/2019 01:59	7736	HONOLULU HARBOR	INLET STATUS	SDIHO517892	72	Followup Work Required
11917	Storm Inlet Insp Screening	08/11/2019 08:00	Shimizu, Paul	CLOSED		HO51, Sand Island	08/11/2019 01:57	7736	HONOLULU HARBOR	INLET STATUS	SDIHO517894	76	Followup Work Not Required
11918	Storm Inlet Insp Screening	08/11/2019 08:00	Shimizu, Paul	CLOSED	McLean, Robert	HO51, Horizon Lines	08/11/2019 01:45	7736	HONOLULU HARBOR	INLET STATUS	SDIHO517896	73	Followup Work Required
11919	Storm Inlet Insp Screening	08/11/2019 08:00	Shimizu, Paul	CLOSED		HO51,	08/11/2019 01:47	7736	HONOLULU HARBOR	INLET STATUS	SDIHO517806	58	Followup Work Not Required
11920	Storm Inlet Insp Screening	08/11/2019 08:00	Shimizu, Paul	CLOSED		HO51, Parking lot outside of Horizon Lines	08/11/2019 01:48	7736	HONOLULU HARBOR	INLET STATUS	SDIHO517804	59	Followup Work Not Required
11921	Storm Inlet Insp Screening	08/11/2019 08:00	Shimizu, Paul	CLOSED		HO51, Horizon Lines	08/11/2019 01:55	7736	HONOLULU HARBOR	INLET STATUS	SDIHO517888	140	Followup Work Not Required

Inspection ID	Inspection Type	Date Inspected	Inspected By	Status	Submit To	Location	Finish Date	Work Order ID	District	Entity Type	Entity Uid	Entity Sid	Resolution
11922	Storm Inlet Insp Screening	08/11/2019 08:00	Shimizu, Paul	CLOSED		HO51, Sand Island	08/11/2019 01:54	7736	HONOLULU HARBOR	INLET STATUS	SDIHO517810	60	Followup Work Not Required
11923	Storm Inlet Insp Screening	08/11/2019 08:00	Shimizu, Paul	CLOSED		HO51, Sand Island	08/11/2019 01:53	7736	HONOLULU HARBOR	INLET STATUS	SDIHO517854	62	Followup Work Not Required
11924	Storm Inlet Insp Screening	08/11/2019 08:00	Shimizu, Paul	CLOSED		HO51A, Sand Island	08/11/2019 02:05	7736	HONOLULU HARBOR	INLET STATUS	SDIHO517852	65	Followup Work Not Required
11925	Storm Inlet Insp Screening	08/11/2019 08:00	Shimizu, Paul	CLOSED		HO51A, Horizon Lines	08/11/2019 02:05	7736	HONOLULU HARBOR	INLET STATUS	SDIHO517882	67	Followup Work Not Required
11926	Storm Inlet Insp Screening	08/11/2019 08:00	Shimizu, Paul	CLOSED		HO51A, Sand Island	08/11/2019 02:06	7736	HONOLULU HARBOR	INLET STATUS	SDIHO517962	68	Followup Work Not Required
11927	Storm Inlet Insp Screening	08/11/2019 08:00	Shimizu, Paul	CLOSED		HO51,	08/11/2019 02:07	7736	HONOLULU HARBOR	INLET STATUS	SDIHO518002	82	Followup Work Not Required
11928	Storm Inlet Insp Screening	08/11/2019 08:00	Shimizu, Paul	CLOSED		HO51B,	08/11/2019 02:07	7736	HONOLULU HARBOR	INLET STATUS	SDIHO518072	139	Followup Work Not Required
11929	Storm Inlet Insp Screening	08/11/2019 08:00	Shimizu, Paul	CLOSED		HO51B,	08/11/2019 02:08	7736	HONOLULU HARBOR	INLET STATUS	SDIHO518082	87	Followup Work Not Required
11930	Storm Inlet Insp Screening	08/11/2019 08:00	Shimizu, Paul	CLOSED		HO51B,	08/11/2019 02:09	7736	HONOLULU HARBOR	INLET STATUS	SDIHO518084	86	Followup Work Not Required
11931	Storm Inlet Insp Screening	08/11/2019 08:00	Shimizu, Paul	CLOSED		HO51B, Horizon Lines	08/11/2019 02:10	7736	HONOLULU HARBOR	INLET STATUS	SDIHO518074	85	Followup Work Not Required
11932	Storm Inlet Insp Screening	08/11/2019 08:00	Shimizu, Paul	CLOSED	McLean, Robert	HO51,	08/11/2019 02:11	7736	HONOLULU HARBOR	INLET STATUS	SDIHO518004	84	Followup Work Required
11933	Storm Inlet Insp Screening	08/11/2019 08:00	Shimizu, Paul	CLOSED		HO51, Horizon Lines	08/11/2019 02:12	7736	HONOLULU HARBOR	INLET STATUS	SDIHO517964	83	Followup Work Not Required
11934	Storm Inlet Insp Screening	08/11/2019 08:00	Shimizu, Paul	CLOSED	McLean, Robert	HO51A, Horizon Lines	08/11/2019 02:04	7736	HONOLULU HARBOR	INLET STATUS	SDIHO517884	80	Followup Work Required
11935	Storm Inlet Insp Screening	08/11/2019 08:00	Shimizu, Paul	CLOSED		HO51, Horizon Lines	08/11/2019 02:03	7736	HONOLULU HARBOR	INLET STATUS	SDIHO517886	70	Followup Work Not Required
11936	Storm Inlet Insp Screening	08/11/2019 08:00	Shimizu, Paul	CLOSED		HO51, Horizon Lines	08/11/2019 02:01	7736	HONOLULU HARBOR	INLET STATUS	SDIHO517890	71	Followup Work Required

Inspection ID	Inspection Type	Date Inspected	Inspected By	Status	Submit To	Location	Finish Date	Work Order ID	District	Entity Type	Entity Uid	Entity Sid	Resolution
11939	Storm Inlet Insp Screening	08/11/2019 08:00	Shimizu, Paul	CLOSED		HO53,	08/11/2019 01:31	7736	HONOLULU HARBOR	INLET STATUS	SDIHO538672	129	Followup Work Not Required
11951	Storm Inlet Insp Screening	08/11/2019 08:00	Shimizu, Paul	CLOSED		HO53, Container Yard 5	08/11/2019 01:32	7736	HONOLULU HARBOR	INLET STATUS	SDIHO538700	128	Followup Work Not Required
11952	Storm Inlet Insp Screening	08/11/2019 08:00	Shimizu, Paul	CLOSED		HO53, Container Yard 5	08/11/2019 01:33	7736	HONOLULU HARBOR	INLET STATUS	SDIHO538698	126	Followup Work Not Required
11953	Storm Inlet Insp Screening	08/11/2019 08:00	Shimizu, Paul	CLOSED		HO53,	08/11/2019 01:34	7736	HONOLULU HARBOR	INLET STATUS	SDIHO538868	200	Followup Work Not Required
11954	Storm Inlet Insp Screening	08/11/2019 08:00	Shimizu, Paul	CLOSED		HO52, Sand Island Container Yard 4	08/11/2019 02:58	7736	HONOLULU HARBOR	INLET STATUS	SDIHO528692	124	Followup Work Not Required
11955	Storm Inlet Insp Screening	08/11/2019 08:00	Shimizu, Paul	CLOSED		HO52, Sand Island	09/9/2019 10:57	7736	HONOLULU HARBOR	INLET STATUS	SDIHO528688	137	Followup Work Not Required
11956	Storm Inlet Insp Screening	08/11/2019 08:00	Shimizu, Paul	CLOSED		HO52, Sand Island	08/11/2019 02:52	7736	HONOLULU HARBOR	INLET STATUS	SDIHO528684	66	Followup Work Not Required
11957	Storm Inlet Insp Screening	08/11/2019 08:00	Shimizu, Paul	CLOSED		HO52, Sand Island	08/11/2019 02:52	7736	HONOLULU HARBOR	INLET STATUS	SDIHO528682	135	Followup Work Not Required
11958	Storm Inlet Insp Screening	08/11/2019 08:00	Shimizu, Paul	CLOSED		HO52, Sand Island	08/11/2019 02:53	7736	HONOLULU HARBOR	INLET STATUS	SDIHO528680	64	Followup Work Not Required
11959	Storm Inlet Insp Screening	08/11/2019 08:00	Shimizu, Paul	CLOSED		HO51, main entrance	08/11/2019 02:45	7736	HONOLULU HARBOR	INLET STATUS	SDIHO518416	675	Followup Work Not Required
11965	Storm Inlet Insp Screening	08/11/2019 08:00	Shimizu, Paul	CLOSED	Shimizu, Paul	HO52, CEM Building	07/29/2019 01:08	7736	HONOLULU HARBOR	INLET STATUS	SDIHO528712	677	Followup Work Required
11966	Storm Inlet Insp Screening	08/11/2019 08:00	Shimizu, Paul	CLOSED	McLean, Robert	HO52, CEM Building	07/29/2019 01:09	7736	HONOLULU HARBOR	INLET STATUS	SDIHO528710	676	Followup Work Required
12007	Storm Inlet Insp Screening	08/11/2019 08:00	Shimizu, Paul	CLOSED	McLean, Robert	HO51, Horizon Lines	08/11/2019 01:44	7736	HONOLULU HARBOR	INLET STATUS	SDIHO517926	204	Followup Work Required
12025	Storm Inlet Insp Screening	08/11/2019 08:00	Shimizu, Paul	CLOSED		HO52, Sand Island Container Yard 4	08/11/2019 02:57	7736	HONOLULU HARBOR	INLET STATUS	SDIHO528690	123	Followup Work Not Required
12026	Storm Inlet Insp Screening	08/11/2019 08:00	Shimizu, Paul	CLOSED		HO53, Container Yard 5	08/11/2019 01:33	7736	HONOLULU HARBOR	INLET STATUS	SDIHO538696	125	Followup Work Not Required

Inspection ID	Inspection Type	Date Inspected	Inspected By	Status	Submit To	Location	Finish Date	Work Order ID	District	Entity Type	Entity Uid	Entity Sid	Resolution
12031	Storm Inlet Insp Screening	08/11/2019 08:00		CLOSED	McLean, Robert	HO51, Sand Island	08/11/2019 02:14	7736	HONOLULU HARBOR	INLET STATUS	SDIHO518026	118	Followup Work Not Required
12035	Storm Inlet Insp Screening	08/11/2019 08:00	Shimizu, Paul	CLOSED		HO51, Matson Navigation building	08/11/2019 02:23	7736	HONOLULU HARBOR	INLET STATUS	SDIHO518054	89	Followup Work Not Required
12036	Storm Inlet Insp Screening	08/11/2019 08:00	Shimizu, Paul	CLOSED		HO51, Matson vehicle processing	08/11/2019 02:19	7736	HONOLULU HARBOR	INLET STATUS	SDIHO518056	90	Followup Work Not Required
12037	Storm Inlet Insp Screening	08/11/2019 08:00	Shimizu, Paul	CLOSED		HO51, Sand Island	08/11/2019 02:23	7736	HONOLULU HARBOR	INLET STATUS	SDIHO518058	91	Followup Work Not Required
12038	Storm Inlet Insp Screening	08/11/2019 08:00	Shimizu, Paul	CLOSED		HO51, Matson vehicle processing	08/11/2019 02:31	7736	HONOLULU HARBOR	INLET STATUS	SDIHO518402	686	Followup Work Not Required
12039	Storm Inlet Insp Screening	08/11/2019 08:00	Shimizu, Paul	CLOSED		HO51,	08/11/2019 02:56	7736	HONOLULU HARBOR	INLET STATUS	SDIHO518152	92	Followup Work Not Required
12040	Storm Inlet Insp Screening	08/11/2019 08:00	Shimizu, Paul	CLOSED		HO51, Matson vehicle processing	08/11/2019 02:54	7736	HONOLULU HARBOR	INLET STATUS	SDIHO518372	94	Followup Work Not Required
12041	Storm Inlet Insp Screening	08/11/2019 08:00	Shimizu, Paul	CLOSED		HO51, Matson vehicle processing	08/11/2019 02:50	7736	HONOLULU HARBOR	INLET STATUS	SDIHO518410	96	Followup Work Not Required
12042	Storm Inlet Insp Screening	08/11/2019 08:00	Shimizu, Paul	CLOSED		HO51, Matson vehicle processing	08/11/2019 02:54	7736	HONOLULU HARBOR	INLET STATUS	SDIHO518370	95	Followup Work Not Required
12043	Storm Inlet Insp Screening	08/11/2019 08:00	Shimizu, Paul	CLOSED		HO51, Matson vehicle processing lot	08/11/2019 02:44	7736	HONOLULU HARBOR	INLET STATUS	SDIHO518404	691	Followup Work Not Required
12044	Storm Inlet Insp Screening	08/11/2019 08:00	Shimizu, Paul	CLOSED		HO51, Matson vehicle processing lot. 3 painted in black	08/11/2019 01:36	7736	HONOLULU HARBOR	INLET STATUS	SDIHO518470	689	Followup Work Not Required
12045	Storm Inlet Insp Screening	08/11/2019 08:00	Shimizu, Paul	CLOSED		HO51, Matson vehicle processing lot	08/11/2019 02:42	7736	HONOLULU HARBOR	INLET STATUS	SDIHO518472	688	Followup Work Not Required
12046	Storm Inlet Insp Screening	08/11/2019 08:00	Shimizu, Paul	CLOSED		HO51, Matson vehicle processing lot	08/11/2019 02:43	7736	HONOLULU HARBOR	INLET STATUS	SDIHO518474	687	Followup Work Not Required
12047	Storm Inlet Insp Screening	08/11/2019 08:00	Shimizu, Paul	CLOSED		HO51,	08/11/2019 02:43	7736	HONOLULU HARBOR	INLET STATUS	SDIHO518476	97	Followup Work Not Required
12048	Storm Inlet Insp Screening	08/11/2019 08:00	Shimizu, Paul	CLOSED		HO51, Molasses tanks	08/11/2019 02:47	7736	HONOLULU HARBOR	INLET STATUS	SDIHO518382	130	Followup Work Not Required

Inspection ID	Inspection Type	Date Inspected	Inspected By	Status	Submit To	Location	Finish Date	Work Order ID	District	Entity Type	Entity Uid	Entity Sid	Resolution
12049	Storm Inlet Insp Screening	08/11/2019 08:00	Shimizu, Paul	CLOSED		HO51, Molasses tanks	08/11/2019 02:48	7736	HONOLULU HARBOR	INLET STATUS	SDIHO518378	99	Followup Work Not Required
12050	Storm Inlet Insp Screening	08/11/2019 08:00	Shimizu, Paul	CLOSED		HO51, Matson vehicle processing lot	08/11/2019 02:48	7736	HONOLULU HARBOR	INLET STATUS	SDIHO518408	690	Followup Work Not Required
12051	Storm Inlet Insp Screening	08/11/2019 08:00	Shimizu, Paul	CLOSED		HO51, Matson vehicle processing	08/11/2019 02:49	7736	HONOLULU HARBOR	INLET STATUS	SDIHO518376	98	Followup Work Not Required
12052	Storm Inlet Insp Screening	08/11/2019 08:00	Shimizu, Paul	CLOSED		HO51,	08/11/2019 02:55	7736	HONOLULU HARBOR	INLET STATUS	SDIHO518374	142	Followup Work Not Required
12057	Storm Inlet Insp Screening	08/11/2019 08:00	Shimizu, Paul	CLOSED		HO51, Matson Tower	08/11/2019 02:46	7736	HONOLULU HARBOR	INLET STATUS	SDIHO518414	102	Followup Work Not Required
12058	Storm Inlet Insp Screening	08/11/2019 08:00	Shimizu, Paul	CLOSED	McLean, Robert	HO52, CEM Building	07/29/2019 01:07	7736	HONOLULU HARBOR	INLET STATUS	SDIHO528714	678	Followup Work Required
12069	Storm Inlet Insp Screening	08/11/2019 08:00	Shimizu, Paul	CLOSED		HO51, Horizon Lines	08/11/2019 01:51	7736	HONOLULU HARBOR	INLET STATUS	SDIHO517802	61	Followup Work Not Required
11963	Storm Inlet Insp Screening	08/11/2019 08:36	Shimizu, Paul	CLOSED	McLean, Robert	HO52, CEM Building	07/29/2019 01:06	7736	HONOLULU HARBOR	INLET STATUS	SDIHO528718	680	Followup Work Required
11675	Storm Inlet Insp Screening	08/11/2019 10:39	Inouye, Ken	CLOSED		HO08, Aloha Tower Market Place parking lot	08/11/2019 10:39	7736	HONOLULU HARBOR	INLET STATUS	SDIHO081242	235	Followup Work Not Required
11676	Storm Inlet Insp Screening	08/11/2019 10:40	Inouye, Ken	CLOSED		HO08, Aloha Tower Market Place parking lot	08/11/2019 10:40	7736	HONOLULU HARBOR	INLET STATUS	SDIHO081288	236	Followup Work Not Required
11677	Storm Inlet Insp Screening	08/11/2019 10:41	Inouye, Ken	CLOSED		HO08, Aloha Tower Market Place parking lot	08/11/2019 10:41	7736	HONOLULU HARBOR	INLET STATUS	SDIHO081286	237	Followup Work Not Required
11752	Storm Inlet Insp Screening	08/12/2019 01:42	Inouye, Ken	CLOSED		HO02, Pier 2 yard	08/12/2019 01:43	7736	HONOLULU HARBOR	INLET STATUS	SDIHO020176	178	Followup Work Not Required
11753	Storm Inlet Insp Screening	08/12/2019 01:43	Inouye, Ken	CLOSED		HO02, Pier 2 yard	08/12/2019 01:43	7736	HONOLULU HARBOR	INLET STATUS	SDIHO020174	179	Followup Work Not Required
11754	Storm Inlet Insp Screening	08/12/2019 01:44	Inouye, Ken	CLOSED		HO02, Pier 2 yard	08/12/2019 01:44	7736	HONOLULU HARBOR	INLET STATUS	SDIHO020178	177	Followup Work Not Required
11819	Storm Inlet Insp Screening	08/12/2019 01:44	Inouye, Ken	CLOSED		HO01, Pier 1 container yard	08/12/2019 01:44	7736	HONOLULU HARBOR	INLET STATUS	SDIHO010214	271	Followup Work Not Required

Inspection ID	Inspection Type	Date Inspected	Inspected By	Status	Submit To	Location	Finish Date	Work Order ID	District	Entity Type	Entity Uid	Entity Sid	Resolution
11817	Storm Inlet Insp Screening	08/12/2019 01:45	Inouye, Ken	CLOSED		HO01, Pier 1 container yard	08/12/2019 01:45	7736	HONOLULU HARBOR	INLET STATUS	SDIHO010212	270	Followup Work Not Required
11818	Storm Inlet Insp Screening	08/12/2019 01:45	Inouye, Ken	CLOSED		1, pier 1	08/12/2019 01:45	7736	HONOLULU HARBOR	INLET STATUS	SDIHO010213	766	Followup Work Not Required
11757	Storm Inlet Insp Screening	08/12/2019 01:46	Inouye, Ken	CLOSED		HO01, Pier 1 container yard	08/12/2019 01:46	7736	HONOLULU HARBOR	INLET STATUS	SDIHO010252	275	Followup Work Not Required
11816	Storm Inlet Insp Screening	08/12/2019 01:46	Inouye, Ken	CLOSED		HO01, Pier 1 container yard	08/12/2019 01:46	7736	HONOLULU HARBOR	INLET STATUS	SDIHO010210	269	Followup Work Not Required
11756	Storm Inlet Insp Screening	08/12/2019 01:47	Inouye, Ken	CLOSED		HO01, Pier 1 container yard	08/12/2019 01:47	7736	HONOLULU HARBOR	INLET STATUS	SDIHO010254	276	Followup Work Not Required
11814	Storm Inlet Insp Screening	08/12/2019 01:47	Inouye, Ken	CLOSED		HO01, Pier 1 container yard	08/12/2019 01:47	7736	HONOLULU HARBOR	INLET STATUS	SDIHO010224	274	Followup Work Not Required
11815	Storm Inlet Insp Screening	08/12/2019 01:47	Inouye, Ken	CLOSED		HO01, Pier 1 container yard	08/12/2019 01:47	7736	HONOLULU HARBOR	INLET STATUS	SDIHO010208	268	Followup Work Not Required
11748	Storm Inlet Insp Screening	08/12/2019 01:48	Inouye, Ken	CLOSED		HO01, Pier 1 container yard	08/12/2019 01:48	7736	HONOLULU HARBOR	INLET STATUS	SDIHO010152	266	Followup Work Not Required
12002	Storm Inlet Insp Screening	08/13/2019 01:18	Kaili, Kahea	CLOSED		HO18, Pier 18	08/13/2019 01:18	7736	HONOLULU HARBOR	INLET STATUS	SDIHO182308	363	Followup Work Required
12005	Storm Inlet Insp Screening	08/13/2019 01:19	Kaili, Kahea	CLOSED	Bautista, Frederick PS	HO18, Pier 18	08/13/2019 01:20	7736	HONOLULU HARBOR	INLET STATUS	SDIHO182306	439	Followup Work Required
12006	Storm Inlet Insp Screening	08/13/2019 01:24	Kaili, Kahea	CLOSED	Bautista, Frederick PS	HO18, Pier 18, Harbors Division Custodial Unit	08/13/2019 01:25	7736	HONOLULU HARBOR	INLET STATUS	SDIHO182320	366	Followup Work Required
12004	Storm Inlet Insp Screening	08/13/2019 01:25	Kaili, Kahea	CLOSED	Bautista, Frederick PS	HO18, Pier 18	08/13/2019 01:26	7736	HONOLULU HARBOR	INLET STATUS	SDIHO182304	364	Followup Work Required
12003	Storm Inlet Insp Screening	08/13/2019 01:27	Kaili, Kahea	CLOSED	Bautista, Frederick PS	HO18, Pier 18 Hawaii Pilots Association	08/13/2019 01:28	7736	HONOLULU HARBOR	INLET STATUS	SDIHO182302	365	Followup Work Required
11792	Storm Inlet Insp Screening	08/13/2019 01:28	Kaili, Kahea	CLOSED		HO18, Pier 18 roadway and parking area	08/13/2019 01:29	7736	HONOLULU HARBOR	INLET STATUS	SDIHO182422	367	Followup Work Required
11897	Storm Inlet Insp Screening	08/13/2019 01:29	Kaili, Kahea	CLOSED	Bautista, Frederick PS	HO19, Pier 19 Shed	08/13/2019 01:29	7736	HONOLULU HARBOR	INLET STATUS	SDIHO192410	219	Followup Work Required

Inspection ID	Inspection Type	Date Inspected	Inspected By	Status	Submit To	Location	Finish Date	Work Order ID	District	Entity Type	Entity Uid	Entity Sid	Resolution
11898	Storm Inlet Insp Screening	08/13/2019 01:30	Kaili, Kahea	CLOSED	Bautista, Frederick PS	HO18, Pier 18 roadway and parking area	08/13/2019 01:30	7736	HONOLULU HARBOR	INLET STATUS	SDIHO182430	370	Followup Work Required
11900	Storm Inlet Insp Screening	08/13/2019 01:37	Kaili, Kahea	CLOSED	Bautista, Frederick PS	HO18, Parking lot between Pier 19 shed and Nimitz Highway	08/13/2019 01:38	7736	HONOLULU HARBOR	INLET STATUS	SDIHO182434	371	Followup Work Required
11899	Storm Inlet Insp Screening	08/13/2019 01:39	Kaili, Kahea	CLOSED	Bautista, Frederick PS	HO18, Pier 18 roadway and parking area	08/13/2019 01:39	7736	HONOLULU HARBOR	INLET STATUS	SDIHO182432	368	Followup Work Required
11998	Storm Inlet Insp Screening	08/13/2019 01:40	Kaili, Kahea	CLOSED	Bautista, Frederick PS	HO23, DHX yard	08/13/2019 01:41	7736	HONOLULU HARBOR	INLET STATUS	SDIHO232686	399	Followup Work Required
11999	Storm Inlet Insp Screening	08/13/2019 01:41	Kaili, Kahea	CLOSED	Bautista, Frederick PS	HO23, DHX yard; Former molasses tank farm at Pier 19	08/13/2019 01:42	7736	HONOLULU HARBOR	INLET STATUS	SDIHO232682	375	Followup Work Required
12000	Storm Inlet Insp Screening	08/13/2019 01:43	Kaili, Kahea	CLOSED	Bautista, Frederick PS	HO23, DHX yard; Former molasses tank farm at Pier 19	08/13/2019 01:44	7736	HONOLULU HARBOR	INLET STATUS	SDIHO232680	397	Followup Work Required
11876	Storm Inlet Insp Screening	08/13/2019 01:44	Kaili, Kahea	CLOSED	Bautista, Frederick PS	HO23, Warehouse #8	08/13/2019 01:44	7736	HONOLULU HARBOR	INLET STATUS	SDIHO232678	223	Followup Work Required
11535	Storm Inlet Insp Screening	08/13/2019 01:45	Kaili, Kahea	CLOSED		HO23, Pier 23 Shed	08/13/2019 01:45	7736	HONOLULU HARBOR	OPEN LINE STATUS	SDOHO232815	206	Followup Work Required
11992	Storm Inlet Insp Screening	08/13/2019 03:06	Kaili, Kahea	CLOSED	Bautista, Frederick PS	HO23, McCabe, Hamilton and Renny, The Stevedores	08/13/2019 03:06	7736	HONOLULU HARBOR	INLET STATUS	SDIHO233010	405	Followup Work Required
11880	Storm Inlet Insp Screening	08/13/2019 03:08	Kaili, Kahea	CLOSED	Bautista, Frederick PS	HO23, road on Diamond Head side of Hawaiian Flour Mill silos	08/13/2019 03:08	7736	HONOLULU HARBOR	INLET STATUS	SDIHO233008	403	Followup Work Required
11793	Storm Inlet Insp Screening	08/13/2019 03:09	Kaili, Kahea	CLOSED		HO18, Pier 18 roadway and parking area	08/13/2019 03:10	7736	HONOLULU HARBOR	INLET STATUS	SDIHO182420	369	Followup Work Required
11982	Storm Inlet Insp Screening	08/13/2019 03:16	Kaili, Kahea	CLOSED	Bautista, Frederick PS	HO23, road on Diamond Head side of Hawaiian Flour Mill silos	08/13/2019 03:17	7736	HONOLULU HARBOR	INLET STATUS	SDIHO233006	404	Followup Work Required
11994	Storm Inlet Insp Screening	08/13/2019 03:25	Kaili, Kahea	CLOSED	Bautista, Frederick PS	HO23, road on Diamond Head side of Hawaiian Flour Mill silos	08/13/2019 03:26	7736	HONOLULU HARBOR	INLET STATUS	SDIHO233030	402	Followup Work Required
11879	Storm Inlet Insp Screening	08/13/2019 03:26	Kaili, Kahea	CLOSED		HO23, road near Hawaii Flour Mills silos and loading dock for DHX	08/13/2019 03:27	7736	HONOLULU HARBOR	INLET STATUS	SDIHO232814	401	Followup Work Not Required
11875	Storm Inlet Insp Screening	08/13/2019 03:27	Kaili, Kahea	CLOSED		HO23, road fronting loading dock for DHX	08/13/2019 03:27	7736	HONOLULU HARBOR	INLET STATUS	SDIHO232812	400	Followup Work Not Required

Inspection ID	Inspection Type	Date Inspected	Inspected By	Status	Submit To	Location	Finish Date	Work Order ID	District	Entity Type	Entity Uid	Entity Sid	Resolution
11981	Storm Inlet Insp Screening	08/13/2019 03:33	Kaili, Kahea	CLOSED	Bautista, Frederick PS	HO23,	08/13/2019 03:35	7736	HONOLULU HARBOR	INLET STATUS	SDIHO233004	720	Followup Work Required
11751	Storm Inlet Insp Screening	08/13/2019 10:36	Inouye, Ken	CLOSED		HO01, Pier 1 container yard	08/13/2019 10:37	7736	HONOLULU HARBOR	INLET STATUS	SDIHO010112	272	Followup Work Not Required
12001	Storm Inlet Insp Screening	08/13/2019 10:54	Kaili, Kahea	CLOSED	Bautista, Frederick PS	HO18, Pier 18	08/13/2019 10:55	7736	HONOLULU HARBOR	INLET STATUS	SDIHO182310	360	Followup Work Required
11874	Storm Inlet Insp Screening	08/14/2019 03:11	Kaili, Kahea	CLOSED		HO20, Warehouse No. 8	08/14/2019 03:12	7736	HONOLULU HARBOR	INLET STATUS	SDIHO202674	381	Followup Work Not Required
11873	Storm Inlet Insp Screening	08/14/2019 04:14	Kaili, Kahea	CLOSED		HO20, Warehouse No. 6	08/14/2019 04:15	7736	HONOLULU HARBOR	INLET STATUS	SDIHO202672	388	Followup Work Required
11872	Storm Inlet Insp Screening	08/14/2019 04:15	Kaili, Kahea	CLOSED		HO20, Warehouse No. 6	08/14/2019 04:16	7736	HONOLULU HARBOR	INLET STATUS	SDIHO202670	386	Followup Work Required
11871	Storm Inlet Insp Screening	08/14/2019 04:21	Kaili, Kahea	CLOSED		HO20, Warehouse No. 6	08/14/2019 04:21	7736	HONOLULU HARBOR	INLET STATUS	SDIHO202666	387	Followup Work Required
11870	Storm Inlet Insp Screening	08/14/2019 04:22	Kaili, Kahea	CLOSED		HO20, Warehouse No. 6	08/14/2019 04:23	7736	HONOLULU HARBOR	INLET STATUS	SDIHO202662	292	Followup Work Required
11896	Storm Inlet Insp Screening	08/14/2019 04:22	Kaili, Kahea	CLOSED		HO20, Warehouse No. 6	08/14/2019 04:22	7736	HONOLULU HARBOR	INLET STATUS	SDIHO202664	389	Followup Work Required
11869	Storm Inlet Insp Screening	08/14/2019 04:23	Kaili, Kahea	CLOSED		HO20, Warehouse No. 6	08/14/2019 04:23	7736	HONOLULU HARBOR	INLET STATUS	SDIHO202660	390	Followup Work Required
11820	Storm Inlet Insp Screening	08/19/2019 02:22	Inouye, Ken	CLOSED		HO01, Pier 1	08/19/2019 02:23	7736	HONOLULU HARBOR	INLET STATUS	SDIHO010102	212	Followup Work Not Required
11674	Storm Inlet Insp Screening	08/19/2019 11:26	Inouye, Ken	CLOSED		HO08, Aloha Tower Market Place parking lot	08/19/2019 11:27	7736	HONOLULU HARBOR	INLET STATUS	SDIHO081238	241	Followup Work Not Required
12066	Storm Inlet Insp Screening	08/19/2019 11:26	Inouye, Ken	CLOSED		HO08, Aloha Tower Market Place parking lot	08/19/2019 11:26	7736	HONOLULU HARBOR	INLET STATUS	SDIHO081240	240	Followup Work Not Required
11797	Storm Inlet Insp Screening	08/19/2019 11:27	Inouye, Ken	CLOSED		HO08, Aloha Tower	08/19/2019 11:27	7736	HONOLULU HARBOR	INLET STATUS	SDIHO081260	242	Followup Work Not Required
11540	Storm Inlet Insp Screening	08/20/2019 09:00	Shimizu, Paul	CLOSED		HO51C, Pier 51C	08/22/2019 07:09	7736	HONOLULU HARBOR	OPEN LINE STATUS	SDOHO518185	193	Followup Work Not Required

Inspection ID	Inspection Type	Date Inspected	Inspected By	Status	Submit To	Location	Finish Date	Work Order ID	District	Entity Type	Entity Uid	Entity Sid	Resolution
11541	Storm Inlet Insp Screening	08/20/2019 09:00	Shimizu, Paul	CLOSED		HO51C, Pier 51C	08/22/2019 07:08	7736	HONOLULU HARBOR	OPEN LINE STATUS	SDOHO518189	194	Followup Work Not Required
11542	Storm Inlet Insp Screening	08/20/2019 09:00	Shimizu, Paul	CLOSED		HO51C, Pier 51C	08/22/2019 07:08	7736	HONOLULU HARBOR	OPEN LINE STATUS	SDOHO518193	195	Followup Work Not Required
11543	Storm Inlet Insp Screening	08/20/2019 09:00	Shimizu, Paul	CLOSED		HO51C, Pier 51C	08/22/2019 07:07	7736	HONOLULU HARBOR	OPEN LINE STATUS	SDOHO518197	196	Followup Work Not Required
11544	Storm Inlet Insp Screening	08/20/2019 09:00	Shimizu, Paul	CLOSED		HO51C, Pier 51C	08/22/2019 07:06	7736	HONOLULU HARBOR	OPEN LINE STATUS	SDOHO518201	197	Followup Work Not Required
11546	Storm Inlet Insp Screening	08/20/2019 09:00	Shimizu, Paul	CLOSED		HO51C, Pier 51C	08/22/2019 07:05	7736	HONOLULU HARBOR	OPEN LINE STATUS	SDOHO518209	198	Followup Work Not Required
11547	Storm Inlet Insp Screening	08/20/2019 09:00	Shimizu, Paul	CLOSED		HO51C, Pier 51C	08/22/2019 07:04	7736	HONOLULU HARBOR	OPEN LINE STATUS	SDOHO528213	199	Followup Work Not Required
11548	Storm Inlet Insp Screening	08/20/2019 09:00	Shimizu, Paul	CLOSED		HO51, Sand Island	08/22/2019 07:20	7736	HONOLULU HARBOR	OPEN LINE STATUS	SDOHO518231	128	Followup Work Not Required
11549	Storm Inlet Insp Screening	08/20/2019 09:00	Shimizu, Paul	CLOSED		HO51, Sand Island	08/22/2019 07:21	7736	HONOLULU HARBOR	OPEN LINE STATUS	SDOHO518235	129	Followup Work Not Required
11550	Storm Inlet Insp Screening	08/20/2019 09:00	Shimizu, Paul	CLOSED		HO51, Sand Island	08/22/2019 07:22	7736	HONOLULU HARBOR	OPEN LINE STATUS	SDOHO518241	130	Followup Work Not Required
11551	Storm Inlet Insp Screening	08/20/2019 09:00	Shimizu, Paul	CLOSED		HO52, Matson Container Facility	08/22/2019 07:02	7736	HONOLULU HARBOR	OPEN LINE STATUS	SDOHO528541	200	Followup Work Not Required
11552	Storm Inlet Insp Screening	08/20/2019 09:00	Shimizu, Paul	CLOSED		HO52, Sand Island	08/22/2019 06:59	7736	HONOLULU HARBOR	OPEN LINE STATUS	SDOHO528555	201	Followup Work Not Required
11554	Storm Inlet Insp Screening	08/20/2019 09:00	Shimizu, Paul	CLOSED		HO52, Matson Container Facility	08/22/2019 07:23	7736	HONOLULU HARBOR	OPEN LINE STATUS	SDOHO528571	176	Followup Work Not Required
11555	Storm Inlet Insp Screening	08/20/2019 09:00	Shimizu, Paul	CLOSED		HO52, Matson Container Facility	08/22/2019 07:24	7736	HONOLULU HARBOR	OPEN LINE STATUS	SDOHO528577	177	Followup Work Not Required
11556	Storm Inlet Insp Screening	08/20/2019 09:00	Shimizu, Paul	CLOSED		HO53, Matson Container Yard	08/22/2019 06:57	7736	HONOLULU HARBOR	OPEN LINE STATUS	SDOHO538579	174	Followup Work Not Required
11561	Storm Inlet Insp Screening	08/20/2019 09:00	Shimizu, Paul	CLOSED		HO52, Matson Container Yard	08/22/2019 12:42	7736	HONOLULU HARBOR	OPEN LINE STATUS	SDOHO528517	184	Followup Work Not Required

Inspection ID	Inspection Type	Date Inspected	Inspected By	Status	Submit To	Location	Finish Date	Work Order ID	District	Entity Type	Entity Uid	Entity Sid	Resolution
11584	Storm Inlet Insp Screening	08/20/2019 09:00	Shimizu, Paul	CLOSED		HO53, Sand Island	08/22/2019 12:51	7736	HONOLULU HARBOR	OPEN LINE STATUS	SDOHO538613	169	Followup Work Not Required
11585	Storm Inlet Insp Screening	08/20/2019 09:00	Shimizu, Paul	CLOSED		HO52, Sand Island	08/22/2019 12:51	7736	HONOLULU HARBOR	OPEN LINE STATUS	SDOHO528611	122	Followup Work Not Required
11586	Storm Inlet Insp Screening	08/20/2019 09:00	Shimizu, Paul	CLOSED		HO52, Sand Island	08/22/2019 12:52	7736	HONOLULU HARBOR	OPEN LINE STATUS	SDOHO528607	135	Followup Work Not Required
11588	Storm Inlet Insp Screening	08/20/2019 09:00	Shimizu, Paul	CLOSED		HO51, Sand Island-Row E14, Stall #03	08/22/2019 07:25	7736	HONOLULU HARBOR	OPEN LINE STATUS	SDOHO518277	136	Followup Work Not Required
11589	Storm Inlet Insp Screening	08/20/2019 09:00	Shimizu, Paul	CLOSED		HO51, Sand Island	08/22/2019 07:26	7736	HONOLULU HARBOR	OPEN LINE STATUS	SDOHO518271	186	Followup Work Not Required
11590	Storm Inlet Insp Screening	08/20/2019 09:00	Shimizu, Paul	CLOSED		HO51, Sand Island	08/22/2019 07:27	7736	HONOLULU HARBOR	OPEN LINE STATUS	SDOHO518269	126	Followup Work Not Required
11591	Storm Inlet Insp Screening	08/20/2019 09:00	Shimizu, Paul	CLOSED		HO51, Matson Sand Island facility	08/22/2019 07:28	7736	HONOLULU HARBOR	OPEN LINE STATUS	SDOHO518265	71	Followup Work Not Required
11594	Storm Inlet Insp Screening	08/20/2019 09:00	Shimizu, Paul	CLOSED		HO52, Sand Island-Row D19, Stall #35	08/22/2019 12:43	7736	HONOLULU HARBOR	OPEN LINE STATUS	SDOHO528631	133	Followup Work Not Required
11595	Storm Inlet Insp Screening	08/20/2019 09:00	Shimizu, Paul	CLOSED		HO52, Sand Island	08/22/2019 12:44	7736	HONOLULU HARBOR	OPEN LINE STATUS	SDOHO528637	132	Followup Work Not Required
11596	Storm Inlet Insp Screening	08/20/2019 09:00	Shimizu, Paul	CLOSED		HO52, Sand Island	08/22/2019 12:50	7736	HONOLULU HARBOR	OPEN LINE STATUS	SDOHO528641	123	Followup Work Not Required
11597	Storm Inlet Insp Screening	08/20/2019 09:00	Shimizu, Paul	CLOSED		HO53, Sand Island	08/22/2019 12:49	7736	HONOLULU HARBOR	OPEN LINE STATUS	SDOHO538643	171	Followup Work Not Required
11614	Storm Inlet Insp Screening	08/20/2019 09:00	Shimizu, Paul	CLOSED		HO52, Sand Island, 700 foot marker - 1400 foot marker	08/22/2019 06:58	7736	HONOLULU HARBOR	OPEN LINE STATUS	SDOHO528559	203	Followup Work Not Required
11615	Storm Inlet Insp Screening	08/20/2019 09:00	Shimizu, Paul	CLOSED		HO52, Matson Container Facility	08/22/2019 07:01	7736	HONOLULU HARBOR	OPEN LINE STATUS	SDOHO528545	178	Followup Work Not Required
11940	Storm Inlet Insp Screening	08/20/2019 09:00	Shimizu, Paul	CLOSED		HO53,	08/22/2019 12:48	7736	HONOLULU HARBOR	INLET STATUS	SDIHO538670	127	Followup Work Not Required
11941	Storm Inlet Insp Screening	08/20/2019 09:00	Shimizu, Paul	CLOSED		HO53,	08/22/2019 12:47	7736	HONOLULU HARBOR	INLET STATUS	SDIHO538668	122	Followup Work Not Required

Inspection ID	Inspection Type	Date Inspected	Inspected By	Status	Submit To	Location	Finish Date	Work Order ID	District	Entity Type	Entity Uid	Entity Sid	Resolution
11942	Storm Inlet Insp Screening	08/20/2019 09:00	Shimizu, Paul	CLOSED		HO52,	08/22/2019 12:46	7736	HONOLULU HARBOR	INLET STATUS	SDIHO528664	121	Followup Work Not Required
11943	Storm Inlet Insp Screening	08/20/2019 09:00	Shimizu, Paul	CLOSED		HO52,	08/22/2019 12:46	7736	HONOLULU HARBOR	INLET STATUS	SDIHO528662	120	Followup Work Not Required
11944	Storm Inlet Insp Screening	08/20/2019 09:00	Shimizu, Paul	CLOSED		HO52,	08/22/2019 12:45	7736	HONOLULU HARBOR	INLET STATUS	SDIHO528660	144	Followup Work Not Required
11945	Storm Inlet Insp Screening	08/20/2019 09:00	Shimizu, Paul	CLOSED		HO51, Matson Container Yard	08/22/2019 12:39	7736	HONOLULU HARBOR	INLET STATUS	SDIHO518366	106	Followup Work Not Required
11946	Storm Inlet Insp Screening	08/20/2019 09:00	Shimizu, Paul	CLOSED		HO52, Sand Island	08/22/2019 12:41	7736	HONOLULU HARBOR	INLET STATUS	SDIHO528510	119	Followup Work Not Required
12027	Storm Inlet Insp Screening	08/20/2019 09:00	Shimizu, Paul	CLOSED		HO51, Matson Container Yard	08/22/2019 07:25	7736	HONOLULU HARBOR	INLET STATUS	SDIHO518360	115	Followup Work Not Required
12028	Storm Inlet Insp Screening	08/20/2019 09:00	Shimizu, Paul	CLOSED		HO51, Matson Container Yard	08/22/2019 07:28	7736	HONOLULU HARBOR	INLET STATUS	SDIHO518140	108	Followup Work Not Required
12029	Storm Inlet Insp Screening	08/20/2019 09:00	Shimizu, Paul	CLOSED		HO51, Row E15, Stall #45	08/22/2019 07:29	7736	HONOLULU HARBOR	INLET STATUS	SDIHO518262	203	Followup Work Not Required
12030	Storm Inlet Insp Screening	08/20/2019 09:00	Shimizu, Paul	CLOSED		HO51, Sand Island	08/22/2019 07:30	7736	HONOLULU HARBOR	INLET STATUS	SDIHO518260	202	Followup Work Not Required
12032	Storm Inlet Insp Screening	08/20/2019 09:00	Shimizu, Paul	CLOSED		HO51, Sand Island-Row V1, Stall #38	08/22/2019 07:31	7736	HONOLULU HARBOR	INLET STATUS	SDIHO518146	110	Followup Work Not Required
12034	Storm Inlet Insp Screening	08/20/2019 09:00	Shimizu, Paul	CLOSED		HO51, Matson Container Yard-Roadway Near Row S8	08/22/2019 12:40	7736	HONOLULU HARBOR	INLET STATUS	SDIHO518364	101	Followup Work Not Required
11545	Storm Inlet Insp Screening	08/20/2019 09:36	Shimizu, Paul	CLOSED		HO51C, Pier 51C	08/22/2019 07:06	7736	HONOLULU HARBOR	OPEN LINE STATUS	SDOHO518205	173	Followup Work Not Required
11539	Storm Inlet Insp Screening	08/20/2019 09:37	Shimizu, Paul	CLOSED		HO51C, Pier 51C	08/22/2019 07:12	7736	HONOLULU HARBOR	OPEN LINE STATUS	SDOHO518181	192	Followup Work Not Required
11980	Storm Inlet Insp Screening	08/23/2019 09:43	Kaili, Kahea	CLOSED	Bautista, Frederick PS	HO23, Roadway at northeast corner of Pier 23	08/23/2019 09:44	7736	HONOLULU HARBOR	INLET STATUS	SDIHO233002	406	Followup Work Required
11948	Storm Inlet Insp Screening	08/23/2019 09:45	Kaili, Kahea	CLOSED	Bautista, Frederick PS	HO23, Warehouse #6	08/23/2019 09:46	7736	HONOLULU HARBOR	INLET STATUS	SDIHO222806	702	Followup Work Not Required

Inspection ID	Inspection Type	Date Inspected	Inspected By	Status	Submit To	Location	Finish Date	Work Order ID	District	Entity Type	Entity Uid	Entity Sid	Resolution
11949	Storm Inlet Insp Screening	08/23/2019 09:45	Kaili, Kahea	CLOSED	Bautista, Frederick PS	HO22,	08/23/2019 09:45	7736	HONOLULU HARBOR	INLET STATUS	SDIHO222802	703	Followup Work Not Required
11947	Storm Inlet Insp Screening	08/23/2019 09:48	Kaili, Kahea	CLOSED	Bautista, Frederick PS	HO21, Pier 21 between Pier 21 Shed and Hawaiian Tug and Barge	08/23/2019 10:01	7736	HONOLULU HARBOR	INLET STATUS	SDIHO212792	358	Followup Work Required
11983	Storm Inlet Insp Screening	08/23/2019 10:02	Kaili, Kahea	CLOSED	Bautista, Frederick PS	HO20, Warehouse No. 6	08/23/2019 10:02	7736	HONOLULU HARBOR	INLET STATUS	SDIHO202642	395	Followup Work Not Required
11984	Storm Inlet Insp Screening	08/23/2019 10:03	Kaili, Kahea	CLOSED	Bautista, Frederick PS	HO20, Warehouse No. 6	08/23/2019 10:03	7736	HONOLULU HARBOR	INLET STATUS	SDIHO202646	394	Followup Work Not Required
11985	Storm Inlet Insp Screening	08/23/2019 10:03	Kaili, Kahea	CLOSED		HO20, Warehouse No. 6	08/23/2019 10:05	7736	HONOLULU HARBOR	INLET STATUS	SDIHO202648	392	Followup Work Not Required
11864	Storm Inlet Insp Screening	08/23/2019 10:05	Kaili, Kahea	CLOSED		HO20, Warehouse No. 6	08/23/2019 10:06	7736	HONOLULU HARBOR	INLET STATUS	SDIHO202650	393	Followup Work Not Required
11865	Storm Inlet Insp Screening	08/23/2019 10:06	Kaili, Kahea	CLOSED		HO20, Warehouse No. 6	08/23/2019 10:06	7736	HONOLULU HARBOR	INLET STATUS	SDIHO202652	728	Followup Work Not Required
11866	Storm Inlet Insp Screening	08/23/2019 10:07	Kaili, Kahea	CLOSED		HO20, Warehouse No. 6	08/23/2019 10:07	7736	HONOLULU HARBOR	INLET STATUS	SDIHO202654	725	Followup Work Not Required
11867	Storm Inlet Insp Screening	08/23/2019 10:07	Kaili, Kahea	CLOSED		HO20, Warehouse No. 6	08/23/2019 10:07	7736	HONOLULU HARBOR	INLET STATUS	SDIHO202656	724	Followup Work Not Required
11868	Storm Inlet Insp Screening	08/23/2019 10:08	Kaili, Kahea	CLOSED		HO20, Warehouse No. 6	08/23/2019 10:08	7736	HONOLULU HARBOR	INLET STATUS	SDIHO202658	391	Followup Work Not Required
11821	Storm Inlet Insp Screening	08/23/2019 10:10	Kaili, Kahea	CLOSED	Bautista, Frederick PS	HO21, Southwest corner of ferry parking lot near across Warehouse 6 and Pier 21 building.	08/23/2019 10:10	7736	HONOLULU HARBOR	INLET STATUS	SDIHO202700	416	Followup Work Not Required
11993	Storm Inlet Insp Screening	08/23/2019 10:10	Kaili, Kahea	CLOSED		HO21, Pier 21 shed	08/23/2019 10:10	7736	HONOLULU HARBOR	INLET STATUS	SDIHO212612	437	Followup Work Not Required
11822	Storm Inlet Insp Screening	08/23/2019 10:11	Kaili, Kahea	CLOSED		HO21, Pier 21 shed	08/23/2019 10:11	7736	HONOLULU HARBOR	INLET STATUS	SDIHO212602	438	Followup Work Not Required
11569	Storm Inlet Insp Screening	08/26/2019 02:14	Williams, Logan	CLOSED		BP05, Storage Yard S-4	08/26/2019 02:15	7736	KALAELOA BARBERS POINT HARBOR	OPEN LINE STATUS	SDOBP05002F	14	Followup Work Not Required

Inspection ID	Inspection Type	Date Inspected	Inspected By	Status	Submit To	Location	Finish Date	Work Order ID	District	Entity Type	Entity Uid	Entity Sid	Resolution
11579	Storm Inlet Insp Screening	08/26/2019 02:27	Williams, Logan	CLOSED		BP06, Yard 6	08/26/2019 02:27	7736	KALAELOA BARBERS POINT HARBOR	OPEN LINE STATUS	SDOBP05002G	6	Followup Work Not Required
11580	Storm Inlet Insp Screening	08/26/2019 02:28	Williams, Logan	CLOSED		BP05, Storage Yard S-4	08/26/2019 02:28	7736	KALAELOA BARBERS POINT HARBOR	OPEN LINE STATUS	SDOBP05002D	12	Followup Work Not Required
11577	Storm Inlet Insp Screening	08/26/2019 02:29	Williams, Logan	CLOSED		BP5A, Yard 5A	08/26/2019 02:29	7736	KALAELOA BARBERS POINT HARBOR	OPEN LINE STATUS	SDOBP0502A1	144	Followup Work Not Required
11581	Storm Inlet Insp Screening	08/26/2019 02:29	Williams, Logan	CLOSED		BP05, Yard 5	08/26/2019 02:29	7736	KALAELOA BARBERS POINT HARBOR	OPEN LINE STATUS	SDOBP05002A	11	Followup Work Not Required
12008	Storm Inlet Insp Screening	08/26/2019 02:29	Williams, Logan	CLOSED		BP05A, Yard 5A	08/26/2019 02:30	7736	KALAELOA BARBERS POINT HARBOR	INLET STATUS	SDIBP055002	264	Followup Work Not Required
12009	Storm Inlet Insp Screening	08/26/2019 02:31	Williams, Logan	CLOSED		BP05A, Yard 5A	08/26/2019 02:31	7736	KALAELOA BARBERS POINT HARBOR	INLET STATUS	SDIBP055202	21	Followup Work Not Required
12010	Storm Inlet Insp Screening	08/26/2019 02:31	Williams, Logan	CLOSED		BP05, Yard S-4	08/26/2019 02:32	7736	KALAELOA BARBERS POINT HARBOR	INLET STATUS	SDIBP055302	29	Followup Work Not Required
12011	Storm Inlet Insp Screening	08/26/2019 02:32	Williams, Logan	CLOSED		BP05,	08/26/2019 02:32	7736	KALAELOA BARBERS POINT HARBOR	INLET STATUS	SDIBP055502	20	Followup Work Not Required
11583	Storm Inlet Insp Screening	08/26/2019 02:33	Williams, Logan	CLOSED		BP05,	08/26/2019 02:33	7736	KALAELOA BARBERS POINT HARBOR	OPEN LINE STATUS	SDOBP05001A	1	Followup Work Not Required
12012	Storm Inlet Insp Screening	08/26/2019 02:33	Williams, Logan	CLOSED		BP05,	08/26/2019 02:33	7736	KALAELOA BARBERS POINT HARBOR	INLET STATUS	SDIBP055702	19	Followup Work Not Required
12013	Storm Inlet Insp Screening	08/26/2019 02:34	Williams, Logan	CLOSED		BP05, Yard S-4	08/26/2019 02:35	7736	KALAELOA BARBERS POINT HARBOR	INLET STATUS	SDIBP055902	18	Followup Work Not Required

Inspection ID	Inspection Type	Date Inspected	Inspected By	Status	Submit To	Location	Finish Date	Work Order ID	District	Entity Type	Entity Uid	Entity Sid	Resolution
12014	Storm Inlet Insp Screening	08/26/2019 02:35	Williams, Logan	CLOSED		BP06, Yard S-5	08/26/2019 02:35	7736	KALAELOA BARBERS POINT HARBOR	INLET STATUS	SDIBP066202	17	Followup Work Not Required
12015	Storm Inlet Insp Screening	08/26/2019 02:35	Williams, Logan	CLOSED		BP06, Yard S-5	08/26/2019 02:36	7736	KALAELOA BARBERS POINT HARBOR	INLET STATUS	SDIBP066502	26	Followup Work Not Required
12016	Storm Inlet Insp Screening	08/26/2019 02:36	Williams, Logan	CLOSED		BP06,	08/26/2019 02:36	7736	KALAELOA BARBERS POINT HARBOR	INLET STATUS	SDIBP066802	27	Followup Work Not Required
12018	Storm Inlet Insp Screening	08/26/2019 02:37	Williams, Logan	CLOSED		BP07,	08/26/2019 02:37	7736	KALAELOA BARBERS POINT HARBOR	INLET STATUS	SDIBP077002	28	Followup Work Not Required
12021	Storm Inlet Insp Screening	08/26/2019 02:49	Williams, Logan	CLOSED		BP07, Area 7	08/26/2019 02:49	7736	KALAELOA BARBERS POINT HARBOR	INLET STATUS	SDIBP077202	25	Followup Work Not Required
12022	Storm Inlet Insp Screening	08/26/2019 02:49	Williams, Logan	CLOSED		BP07, Area 7	08/26/2019 02:50	7736	KALAELOA BARBERS POINT HARBOR	INLET STATUS	SDIBP077302	22	Followup Work Not Required
12023	Storm Inlet Insp Screening	08/26/2019 02:50	Williams, Logan	CLOSED		BP07, Area 7	08/26/2019 02:50	7736	KALAELOA BARBERS POINT HARBOR	INLET STATUS	SDIBP077402	23	Followup Work Not Required
12024	Storm Inlet Insp Screening	08/26/2019 02:50	Williams, Logan	CLOSED		BP07,	08/26/2019 02:51	7736	KALAELOA BARBERS POINT HARBOR	INLET STATUS	SDIBP077602	24	Followup Work Not Required
11568	Storm Inlet Insp Screening	08/26/2019 12:00	Williams, Logan	CLOSED		BP05, Yard 5	08/26/2019 02:13	7736	KALAELOA BARBERS POINT HARBOR	OPEN LINE STATUS	SDOBP05002C	10	Followup Work Not Required
11570	Storm Inlet Insp Screening	08/26/2019 12:00	Williams, Logan	CLOSED		BP06, Yard 6	08/26/2019 02:17	7736	KALAELOA BARBERS POINT HARBOR	OPEN LINE STATUS	SDOBP05002I	8	Followup Work Not Required
11571	Storm Inlet Insp Screening	08/26/2019 12:00	Williams, Logan	CLOSED		BP06, Yard 6	08/26/2019 02:20	7736	KALAELOA BARBERS POINT HARBOR	OPEN LINE STATUS	SDOBP05002L	17	Followup Work Not Required

Inspection ID	Inspection Type	Date Inspected	Inspected By	Status	Submit To	Location	Finish Date	Work Order ID	District	Entity Type	Entity Uid	Entity Sid	Resolution
11572	Storm Inlet Insp Screening	08/26/2019 12:00		CLOSED		BP06, Yard 6	08/26/2019 02:24	7736	KALAELOA BARBERS POINT HARBOR	OPEN LINE STATUS	SDOBP05002K	16	Followup Work Not Required
11573	Storm Inlet Insp Screening	08/26/2019 12:00	Williams, Logan	CLOSED		BP06, Yard 6	08/26/2019 02:21	7736	KALAELOA BARBERS POINT HARBOR	OPEN LINE STATUS	SDOBP05002H	7	Followup Work Not Required
11574	Storm Inlet Insp Screening	08/26/2019 12:00	Williams, Logan	CLOSED		BP05, Storage Yard S-4	08/26/2019 02:21	7736	KALAELOA BARBERS POINT HARBOR	OPEN LINE STATUS	SDOBP05002E	13	Followup Work Not Required
11575	Storm Inlet Insp Screening	08/26/2019 12:00	Williams, Logan	CLOSED		BP5A, Transit Shed	08/26/2019 02:26	7736	KALAELOA BARBERS POINT HARBOR	OPEN LINE STATUS	SDOBP0502B1	149	Followup Work Not Required
11576	Storm Inlet Insp Screening	08/26/2019 12:00	Williams, Logan	CLOSED		BP5A, Transit Shed	08/26/2019 02:26	7736	KALAELOA BARBERS POINT HARBOR	OPEN LINE STATUS	SDOBP0502C1	145	Followup Work Not Required
11605	Storm Inlet Insp Screening	08/26/2019 12:00	Williams, Logan	CLOSED		BP05, Yard 5	08/26/2019 02:19	7736	KALAELOA BARBERS POINT HARBOR	OPEN LINE STATUS	SDOBP05002B	9	Followup Work Not Required
12056	Storm Inlet Insp Screening	08/28/2019 08:39	Williams, Logan	CLOSED		BP04,	08/28/2019 08:39	7736	KALAELOA BARBERS POINT HARBOR	INLET STATUS	SDIBP044102	57	Followup Work Not Required
12020	Storm Inlet Insp Screening	08/28/2019 08:42	Williams, Logan	CLOSED		BP07, Hawaiian Cement	08/28/2019 08:42	7736	KALAELOA BARBERS POINT HARBOR	INLET STATUS	SDIBP077128	14	Followup Work Not Required
12017	Storm Inlet Insp Screening	08/28/2019 08:43	Williams, Logan	CLOSED		BP07, coal conveyor	08/28/2019 08:43	7736	KALAELOA BARBERS POINT HARBOR	INLET STATUS	SDIBP077102	16	Followup Work Not Required
11582	Storm Inlet Insp Screening	08/28/2019 10:54	Williams, Logan	CLOSED		BP07, Hawaiian Cement	08/28/2019 10:54	7736	KALAELOA BARBERS POINT HARBOR	OPEN LINE STATUS	SDOBP077135	152	Followup Work Not Required
11634	Storm Inlet Insp Screening	08/6/2019 01:10	Inouye, Ken	CLOSED		HO02,	08/6/2019 01:11	7736	HONOLULU HARBOR	INLET STATUS	SDIHO010292	198	Followup Work Not Required
11635	Storm Inlet Insp Screening	08/6/2019 01:11	Inouye, Ken	CLOSED		HO02,	08/6/2019 01:11	7736	HONOLULU HARBOR	INLET STATUS	SDIHO010290	197	Followup Work Not Required

Inspection ID	Inspection Type	Date Inspected	Inspected By	Status	Submit To	Location	Finish Date	Work Order ID	District	Entity Type	Entity Uid	Entity Sid	Resolution
11636	Storm Inlet Insp Screening	08/6/2019 01:12	Inouye, Ken	CLOSED		HO02,	08/6/2019 01:12	7736	HONOLULU HARBOR	INLET STATUS	SDIHO010288	196	Followup Work Not Required
11637	Storm Inlet Insp Screening	08/6/2019 01:12	Inouye, Ken	CLOSED		HO02,	08/6/2019 01:13	7736	HONOLULU HARBOR	INLET STATUS	SDIHO010286	195	Followup Work Not Required
11638	Storm Inlet Insp Screening	08/6/2019 01:13	Inouye, Ken	CLOSED		HO02,	08/6/2019 01:14	7736	HONOLULU HARBOR	INLET STATUS	SDIHO010284	194	Followup Work Not Required
11639	Storm Inlet Insp Screening	08/6/2019 01:14	Inouye, Ken	CLOSED		HO02,	08/6/2019 01:14	7736	HONOLULU HARBOR	INLET STATUS	SDIHO010282	193	Followup Work Not Required
11640	Storm Inlet Insp Screening	08/6/2019 01:14	Inouye, Ken	CLOSED		HO02,	08/6/2019 01:15	7736	HONOLULU HARBOR	INLET STATUS	SDIHO010280	192	Followup Work Not Required
11641	Storm Inlet Insp Screening	08/6/2019 01:15	Inouye, Ken	CLOSED		HO02,	08/6/2019 01:15	7736	HONOLULU HARBOR	INLET STATUS	SDIHO010278	191	Followup Work Not Required
11642	Storm Inlet Insp Screening	08/6/2019 01:15	Inouye, Ken	CLOSED		HO02,	08/6/2019 01:15	7736	HONOLULU HARBOR	INLET STATUS	SDIHO010276	190	Followup Work Not Required
11648	Storm Inlet Insp Screening	08/6/2019 01:16	Inouye, Ken	CLOSED		HO02,	08/6/2019 01:16	7736	HONOLULU HARBOR	INLET STATUS	SDIHO020512	717	Followup Work Not Required
11649	Storm Inlet Insp Screening	08/6/2019 01:16	Inouye, Ken	CLOSED		HO02,	08/6/2019 01:16	7736	HONOLULU HARBOR	INLET STATUS	SDIHO020510	716	Followup Work Not Required
11688	Storm Inlet Insp Screening	08/6/2019 01:17	Inouye, Ken	CLOSED		HO09, Aloha Tower Market Place	08/6/2019 01:17	7736	HONOLULU HARBOR	INLET STATUS	SDIHO091456	305	Followup Work Not Required
11689	Storm Inlet Insp Screening	08/6/2019 01:17	Inouye, Ken	CLOSED		HO09, Aloha Tower Market Place	08/6/2019 01:18	7736	HONOLULU HARBOR	INLET STATUS	SDIHO091458	306	Followup Work Not Required
11791	Storm Inlet Insp Screening	08/6/2019 01:17	Inouye, Ken	CLOSED		HO09, Aloha Tower Drive	08/6/2019 01:17	7736	HONOLULU HARBOR	INLET STATUS	SDIHO091452	246	Followup Work Not Required
11691	Storm Inlet Insp Screening	08/6/2019 01:18	Inouye, Ken	CLOSED		HO09, Aloha Tower Market Place	08/6/2019 01:18	7736	HONOLULU HARBOR	INLET STATUS	SDIHO091466	304	Followup Work Not Required
11694	Storm Inlet Insp Screening	08/6/2019 01:18	Inouye, Ken	CLOSED		HO09, Aloha Tower Market Place	08/6/2019 01:18	7736	HONOLULU HARBOR	INLET STATUS	SDIHO091474	309	Followup Work Not Required
11627	Storm Inlet Insp Screening	08/6/2019 01:19	Inouye, Ken	CLOSED		HO09, Aloha Tower Market Place	08/6/2019 01:19	7736	HONOLULU HARBOR	INLET STATUS	SDIHO091462	302	Followup Work Not Required

Inspection ID	Inspection Type	Date Inspected	Inspected By	Status	Submit To	Location	Finish Date	Work Order ID	District	Entity Type	Entity Uid	Entity Sid	Resolution
11697	Storm Inlet Insp Screening	08/6/2019 01:19	Inouye, Ken	CLOSED		HO09, Aloha Tower Market Place	08/6/2019 01:19	7736	HONOLULU HARBOR	INLET STATUS	SDIHO091482	313	Followup Work Not Required
11690	Storm Inlet Insp Screening	08/6/2019 01:20	Inouye, Ken	CLOSED		HO09, Aloha Tower Market Place	08/6/2019 01:20	7736	HONOLULU HARBOR	INLET STATUS	SDIHO091464	303	Followup Work Not Required
11692	Storm Inlet Insp Screening	08/6/2019 01:20	Inouye, Ken	CLOSED		HO09, Aloha Tower Market Place	08/6/2019 01:20	7736	HONOLULU HARBOR	INLET STATUS	SDIHO091470	307	Followup Work Not Required
11693	Storm Inlet Insp Screening	08/6/2019 01:20	Inouye, Ken	CLOSED		HO09, Aloha Tower Market Place	08/6/2019 01:21	7736	HONOLULU HARBOR	INLET STATUS	SDIHO091472	308	Followup Work Not Required
11695	Storm Inlet Insp Screening	08/6/2019 01:21	Inouye, Ken	CLOSED		HO09, Aloha Tower Market Place	08/6/2019 01:21	7736	HONOLULU HARBOR	INLET STATUS	SDIHO091478	311	Followup Work Not Required
11698	Storm Inlet Insp Screening	08/6/2019 01:21	Inouye, Ken	CLOSED		HO09, Aloha Tower Market Place	08/6/2019 01:21	7736	HONOLULU HARBOR	INLET STATUS	SDIHO091486	301	Followup Work Not Required
11699	Storm Inlet Insp Screening	08/6/2019 01:21	Inouye, Ken	CLOSED		HO09, Aloha Tower Market Place	08/6/2019 01:22	7736	HONOLULU HARBOR	INLET STATUS	SDIHO091488	314	Followup Work Not Required
11701	Storm Inlet Insp Screening	08/6/2019 01:22	Inouye, Ken	CLOSED		HO09, Aloha Tower Market Place	08/6/2019 01:22	7736	HONOLULU HARBOR	INLET STATUS	SDIHO091654	334	Followup Work Not Required
11704	Storm Inlet Insp Screening	08/6/2019 01:22	Inouye, Ken	CLOSED		HO09, Aloha Tower Market Place	08/6/2019 01:22	7736	HONOLULU HARBOR	INLET STATUS	SDIHO091650	337	Followup Work Not Required
11706	Storm Inlet Insp Screening	08/6/2019 01:22	Inouye, Ken	CLOSED		HO09, Aloha Tower Market Place	08/6/2019 01:23	7736	HONOLULU HARBOR	INLET STATUS	SDIHO091648	338	Followup Work Not Required
11707	Storm Inlet Insp Screening	08/6/2019 01:23	Inouye, Ken	CLOSED		HO09, Aloha Tower Market Place	08/6/2019 01:23	7736	HONOLULU HARBOR	INLET STATUS	SDIHO091604	342	Followup Work Not Required
11708	Storm Inlet Insp Screening	08/6/2019 01:23	Inouye, Ken	CLOSED		HO09, Aloha Tower Market Place	08/6/2019 01:24	7736	HONOLULU HARBOR	INLET STATUS	SDIHO091608	343	Followup Work Not Required
11702	Storm Inlet Insp Screening	08/6/2019 01:25	Inouye, Ken	CLOSED		HO09, Aloha Tower Market Place	08/6/2019 01:25	7736	HONOLULU HARBOR	INLET STATUS	SDIHO091656	336	Followup Work Not Required
11710	Storm Inlet Insp Screening	08/6/2019 01:25	Inouye, Ken	CLOSED		HO09, Aloha Tower Market Place	08/6/2019 01:25	7736	HONOLULU HARBOR	INLET STATUS	SDIHO091620	341	Followup Work Not Required
11705	Storm Inlet Insp Screening	08/6/2019 01:26	Inouye, Ken	CLOSED		HO09, Aloha Tower Market Place	08/6/2019 01:26	7736	HONOLULU HARBOR	INLET STATUS	SDIHO091630	339	Followup Work Not Required

Inspection ID	Inspection Type	Date Inspected	Inspected By	Status	Submit To	Location	Finish Date	Work Order ID	District	Entity Type	Entity Uid	Entity Sid	Resolution
11712	Storm Inlet Insp Screening	08/6/2019 01:26	Inouye, Ken	CLOSED		HO09, Aloha Tower Market Place	08/6/2019 01:26	7736	HONOLULU HARBOR	INLET STATUS	SDIHO091624	346	Followup Work Not Required
11696	Storm Inlet Insp Screening	08/6/2019 01:27	Inouye, Ken	CLOSED		HO09, Aloha Tower Market Place	08/6/2019 01:27	7736	HONOLULU HARBOR	INLET STATUS	SDIHO091480	312	Followup Work Not Required
11700	Storm Inlet Insp Screening	08/6/2019 01:27	Inouye, Ken	CLOSED		HO09, Aloha Tower Market Place	08/6/2019 01:27	7736	HONOLULU HARBOR	INLET STATUS	SDIHO091490	315	Followup Work Not Required
11703	Storm Inlet Insp Screening	08/6/2019 01:28	Inouye, Ken	CLOSED		HO09, Aloha Tower Market Place	08/6/2019 01:28	7736	HONOLULU HARBOR	INLET STATUS	SDIHO091652	335	Followup Work Not Required
11709	Storm Inlet Insp Screening	08/6/2019 01:28	Inouye, Ken	CLOSED		HO09, Aloha Tower Market Place	08/6/2019 01:28	7736	HONOLULU HARBOR	INLET STATUS	SDIHO091610	347	Followup Work Not Required
11713	Storm Inlet Insp Screening	08/6/2019 01:29	Inouye, Ken	CLOSED		HO09, Aloha Tower Market Place	08/6/2019 01:29	7736	HONOLULU HARBOR	INLET STATUS	SDIHO091626	345	Followup Work Not Required
11714	Storm Inlet Insp Screening	08/6/2019 01:29	Inouye, Ken	CLOSED		HO09, Aloha Tower Market Place	08/6/2019 01:30	7736	HONOLULU HARBOR	INLET STATUS	SDIHO091572	344	Followup Work Not Required
11711	Storm Inlet Insp Screening	08/6/2019 01:30	Inouye, Ken	CLOSED		HO09, Aloha Tower Market Place	08/6/2019 01:31	7736	HONOLULU HARBOR	INLET STATUS	SDIHO091622	340	Followup Work Not Required
11716	Storm Inlet Insp Screening	08/6/2019 01:31	Inouye, Ken	CLOSED		HO09, Aloha Tower Market Place	08/6/2019 01:31	7736	HONOLULU HARBOR	INLET STATUS	SDIHO091356	332	Followup Work Not Required
11717	Storm Inlet Insp Screening	08/6/2019 01:31	Inouye, Ken	CLOSED		HO09, Aloha Tower Market Place	08/6/2019 01:32	7736	HONOLULU HARBOR	INLET STATUS	SDIHO091360	331	Followup Work Not Required
11718	Storm Inlet Insp Screening	08/6/2019 01:32	Inouye, Ken	CLOSED		HO09, Aloha Tower Market Place	08/6/2019 01:32	7736	HONOLULU HARBOR	INLET STATUS	SDIHO091362	330	Followup Work Not Required
11719	Storm Inlet Insp Screening	08/6/2019 01:32	Inouye, Ken	CLOSED		HO09, Aloha Tower Market Place	08/6/2019 01:33	7736	HONOLULU HARBOR	INLET STATUS	SDIHO091364	326	Followup Work Not Required
11723	Storm Inlet Insp Screening	08/6/2019 01:33	Inouye, Ken	CLOSED		HO09, Aloha Tower Market Place	08/6/2019 01:33	7736	HONOLULU HARBOR	INLET STATUS	SDIHO091430	319	Followup Work Not Required
11724	Storm Inlet Insp Screening	08/6/2019 01:33	Inouye, Ken	CLOSED		HO09, Aloha Tower Market Place	08/6/2019 01:33	7736	HONOLULU HARBOR	INLET STATUS	SDIHO091432	318	Followup Work Not Required
11725	Storm Inlet Insp Screening	08/6/2019 01:34	Inouye, Ken	CLOSED		HO09, Aloha Tower Market Place	08/6/2019 01:34	7736	HONOLULU HARBOR	INLET STATUS	SDIHO091434	317	Followup Work Not Required

Inspection ID	Inspection Type	Date Inspected	Inspected By	Status	Submit To	Location	Finish Date	Work Order ID	District	Entity Type	Entity Uid	Entity Sid	Resolution
11726	Storm Inlet Insp Screening	08/6/2019 01:34	Inouye, Ken	CLOSED		HO09, Aloha Tower Market Place	08/6/2019 01:34	7736	HONOLULU HARBOR	INLET STATUS	SDIHO091384	323	Followup Work Not Required
11727	Storm Inlet Insp Screening	08/6/2019 01:34	Inouye, Ken	CLOSED		HO09, Aloha Tower Market Place	08/6/2019 01:35	7736	HONOLULU HARBOR	INLET STATUS	SDIHO091388	324	Followup Work Not Required
11728	Storm Inlet Insp Screening	08/6/2019 01:35	Inouye, Ken	CLOSED		HO09, Aloha Tower Market Place	08/6/2019 01:35	7736	HONOLULU HARBOR	INLET STATUS	SDIHO091390	325	Followup Work Not Required
11729	Storm Inlet Insp Screening	08/6/2019 01:35	Inouye, Ken	CLOSED		HO09, Aloha Tower Market Place	08/6/2019 01:35	7736	HONOLULU HARBOR	INLET STATUS	SDIHO091392	327	Followup Work Not Required
11730	Storm Inlet Insp Screening	08/6/2019 01:36	Inouye, Ken	CLOSED		HO09, Aloha Tower Market Place	08/6/2019 01:36	7736	HONOLULU HARBOR	INLET STATUS	SDIHO091394	328	Followup Work Not Required
11731	Storm Inlet Insp Screening	08/6/2019 01:36	Inouye, Ken	CLOSED		HO09, Aloha Tower Market Place	08/6/2019 01:36	7736	HONOLULU HARBOR	INLET STATUS	SDIHO091396	329	Followup Work Not Required
11721	Storm Inlet Insp Screening	08/6/2019 01:37	Inouye, Ken	CLOSED		HO09, Aloha Tower Market Place	08/6/2019 01:37	7736	HONOLULU HARBOR	INLET STATUS	SDIHO091422	321	Followup Work Not Required
11722	Storm Inlet Insp Screening	08/6/2019 01:37	Inouye, Ken	CLOSED		HO09, Aloha Tower Market Place	08/6/2019 01:37	7736	HONOLULU HARBOR	INLET STATUS	SDIHO091424	322	Followup Work Not Required
11715	Storm Inlet Insp Screening	08/6/2019 01:38	Inouye, Ken	CLOSED		HO09, Aloha Tower Market Place	08/6/2019 01:38	7736	HONOLULU HARBOR	INLET STATUS	SDIHO091352	333	Followup Work Not Required
11503	Storm Inlet Insp Screening	08/6/2019 01:39	Inouye, Ken	CLOSED		HO08, Aloha Tower Market Place loading dock	08/6/2019 01:39	7736	HONOLULU HARBOR	OPEN LINE STATUS	SDOHO081515	155	Followup Work Not Required
11736	Storm Inlet Insp Screening	08/6/2019 01:40		CLOSED		HO15, Pier 15 fire station parking lot	08/6/2019 01:40	7736	HONOLULU HARBOR	INLET STATUS	SDIHO152202	421	Followup Work Not Required
11737	Storm Inlet Insp Screening	08/6/2019 01:40	Inouye, Ken	CLOSED		pier 15 scuppers	08/6/2019 01:40	7736	HONOLULU HARBOR	INLET STATUS	SDIHO154357	4357	Followup Work Not Required
11738	Storm Inlet Insp Screening	08/6/2019 01:40	Inouye, Ken	CLOSED		pier 15 scuppers	08/6/2019 01:41	7736	HONOLULU HARBOR	INLET STATUS	SDIHO154358	4358	Followup Work Not Required
11739	Storm Inlet Insp Screening	08/6/2019 01:41	Inouye, Ken	CLOSED		pier 15 scuppers	08/6/2019 01:41	7736	HONOLULU HARBOR	INLET STATUS	SDIHO154359	4359	Followup Work Not Required
11740	Storm Inlet Insp Screening	08/6/2019 01:41	Inouye, Ken	CLOSED		pier 15 scuppers	08/6/2019 01:41	7736	HONOLULU HARBOR	INLET STATUS	SDIHO154360	4360	Followup Work Not Required

Inspection ID	Inspection Type	Date Inspected	Inspected By	Status	Submit To	Location	Finish Date	Work Order ID	District	Entity Type	Entity Uid	Entity Sid	Resolution
11741	Storm Inlet Insp Screening	08/6/2019 01:41	Inouye, Ken	CLOSED		pier 15 scuppers	08/6/2019 01:42	7736	HONOLULU HARBOR	INLET STATUS	SDIHO154361	4361	Followup Work Not Required
11742	Storm Inlet Insp Screening	08/6/2019 01:42	Inouye, Ken	CLOSED		pier 15 scuppers	08/6/2019 01:42	7736	HONOLULU HARBOR	INLET STATUS	SDIHO154367	4362	Followup Work Not Required
11743	Storm Inlet Insp Screening	08/6/2019 01:42	Inouye, Ken	CLOSED		pier 15 scuppers	08/6/2019 01:42	7736	HONOLULU HARBOR	INLET STATUS	SDIHO154363	4363	Followup Work Not Required
11746	Storm Inlet Insp Screening	08/6/2019 01:42	Inouye, Ken	CLOSED		pier 15 scuppers	08/6/2019 01:43	7736	HONOLULU HARBOR	INLET STATUS	SDIHO154366	4366	Followup Work Not Required
11734	Storm Inlet Insp Screening	08/6/2019 01:43	Inouye, Ken	CLOSED		Pier 12	08/6/2019 01:43	7736	HONOLULU HARBOR	INLET STATUS	SDIHO123959	3958	Followup Work Not Required
11745	Storm Inlet Insp Screening	08/6/2019 01:43	Inouye, Ken	CLOSED		pier 15 scuppers	08/6/2019 01:43	7736	HONOLULU HARBOR	INLET STATUS	SDIHO154365	4365	Followup Work Not Required
11735	Storm Inlet Insp Screening	08/6/2019 01:44	Inouye, Ken	CLOSED		Pier 12	08/6/2019 01:44	7736	HONOLULU HARBOR	INLET STATUS	SDIHO123957	3957	Followup Work Not Required
11744	Storm Inlet Insp Screening	08/6/2019 01:44	Inouye, Ken	CLOSED		pier 15 scuppers	08/6/2019 01:44	7736	HONOLULU HARBOR	INLET STATUS	SDIHO154364	4364	Followup Work Not Required
11720	Storm Inlet Insp Screening	08/6/2019 01:45	Inouye, Ken	CLOSED		HO09, Aloha Tower Market Place	09/9/2019 10:56	7736	HONOLULU HARBOR	INLET STATUS	SDIHO091420	320	Followup Work Not Required
11663	Storm Inlet Insp Screening	08/6/2019 01:46	Inouye, Ken	CLOSED		HO02, Access Road between FTZ and Ala Moana Boulevard	08/6/2019 01:47	7736	HONOLULU HARBOR	INLET STATUS	SDIHO020804	277	Followup Work Not Required
11661	Storm Inlet Insp Screening	08/6/2019 01:47	Inouye, Ken	CLOSED		HO02, Access Road between FTZ and Ala Moana Boulevard	08/6/2019 01:47	7736	HONOLULU HARBOR	INLET STATUS	SDIHO020808	279	Followup Work Not Required
11662	Storm Inlet Insp Screening	08/6/2019 01:47	Inouye, Ken	CLOSED		HO02, Access Road between FTZ and Ala Moana Boulevard	08/6/2019 01:47	7736	HONOLULU HARBOR	INLET STATUS	SDIHO020806	278	Followup Work Not Required
11659	Storm Inlet Insp Screening	08/6/2019 01:48	Inouye, Ken	CLOSED			08/6/2019 01:48	7736	HONOLULU HARBOR	INLET STATUS	SDIHO0538914	785	Followup Work Not Required
11660	Storm Inlet Insp Screening	08/6/2019 01:48	Inouye, Ken	CLOSED		HO02, Access Road between FTZ and Ala Moana Boulevard	08/6/2019 01:48	7736	HONOLULU HARBOR	INLET STATUS	SDIHO020810	265	Followup Work Not Required
11657	Storm Inlet Insp Screening	08/6/2019 01:49	Inouye, Ken	CLOSED		HO02,	08/6/2019 01:49	7736	HONOLULU HARBOR	INLET STATUS	SDIHO020814	719	Followup Work Not Required

Inspection ID	Inspection Type	Date Inspected	Inspected By	Status	Submit To	Location	Finish Date	Work Order ID	District	Entity Type	Entity Uid	Entity Sid	Resolution
11658	Storm Inlet Insp Screening	08/6/2019 01:49	Inouye, Ken	CLOSED		HO02,	08/6/2019 01:49	7736	HONOLULU HARBOR	INLET STATUS	SDIHO020812	718	Followup Work Not Required
11650	Storm Inlet Insp Screening	08/6/2019 01:50	Inouye, Ken	CLOSED		HO02, Channel Street	08/6/2019 01:51	7736	HONOLULU HARBOR	INLET STATUS	SDIHO020508	289	Followup Work Not Required
11651	Storm Inlet Insp Screening	08/6/2019 01:51	Inouye, Ken	CLOSED		HO02, Channel Street	08/6/2019 01:51	7736	HONOLULU HARBOR	INLET STATUS	SDIHO020520	288	Followup Work Not Required
11652	Storm Inlet Insp Screening	08/6/2019 01:51	Inouye, Ken	CLOSED		HO02, Channel Street	08/6/2019 01:52	7736	HONOLULU HARBOR	INLET STATUS	SDIHO020522	287	Followup Work Not Required
11653	Storm Inlet Insp Screening	08/6/2019 01:52	Inouye, Ken	CLOSED		HO02, Channel Street	08/6/2019 01:52	7736	HONOLULU HARBOR	INLET STATUS	SDIHO020644	286	Followup Work Not Required
11654	Storm Inlet Insp Screening	08/6/2019 01:52	Inouye, Ken	CLOSED		HO02, Channel Street	08/6/2019 01:53	7736	HONOLULU HARBOR	INLET STATUS	SDIHO020642	285	Followup Work Not Required
11655	Storm Inlet Insp Screening	08/6/2019 01:53	Inouye, Ken	CLOSED		HO02, Channel Street	08/6/2019 01:53	7736	HONOLULU HARBOR	INLET STATUS	SDIHO020640	284	Followup Work Not Required
11656	Storm Inlet Insp Screening	08/6/2019 01:53	Inouye, Ken	CLOSED		HO02, Channel Street	08/6/2019 01:54	7736	HONOLULU HARBOR	INLET STATUS	SDIHO020650	283	Followup Work Not Required
11508	Storm Inlet Insp Screening	08/6/2019 12:00	Galdeira, Guy	CLOSED		500-560 mark	08/6/2019 10:50	7736	HONOLULU HARBOR	OPEN LINE STATUS	SDOHO29550A	156	Followup Work Not Required
11509	Storm Inlet Insp Screening	08/6/2019 12:00	Galdeira, Guy	CLOSED		HO29, Pier 29 yard	08/6/2019 10:51	7736	HONOLULU HARBOR	OPEN LINE STATUS	SDOHO29450A	247	Followup Work Not Required
11510	Storm Inlet Insp Screening	08/6/2019 12:00	Galdeira, Guy	CLOSED		HO29, Pier 29 yard	08/6/2019 10:51	7736	HONOLULU HARBOR	OPEN LINE STATUS	SDOHO29500A	248	Followup Work Not Required
11511	Storm Inlet Insp Screening	08/6/2019 12:00	Galdeira, Guy	CLOSED		HO29, Pier 29 yard	08/6/2019 10:52	7736	HONOLULU HARBOR	OPEN LINE STATUS	SDOHO29400A	246	Followup Work Not Required
11512	Storm Inlet Insp Screening	08/6/2019 12:00	Galdeira, Guy	CLOSED		HO29, Pier 29 yard	08/6/2019 10:52	7736	HONOLULU HARBOR	OPEN LINE STATUS	SDOHO29350A	245	Followup Work Not Required
11513	Storm Inlet Insp Screening	08/6/2019 12:00	Galdeira, Guy	CLOSED		HO29, Pier 29 yard	08/6/2019 10:53	7736	HONOLULU HARBOR	OPEN LINE STATUS	SDOHO29300A	244	Followup Work Not Required
11514	Storm Inlet Insp Screening	08/6/2019 12:00	Galdeira, Guy	CLOSED		HO29, Pier 29 yard	08/6/2019 10:53	7736	HONOLULU HARBOR	OPEN LINE STATUS	SDOHO29250A	243	Followup Work Not Required

Inspection ID	Inspection Type	Date Inspected	Inspected By	Status	Submit To	Location	Finish Date	Work Order ID	District	Entity Type	Entity Uid	Entity Sid	Resolution
11515	Storm Inlet Insp Screening	08/6/2019 12:00	Galdeira, Guy	CLOSED		HO29, Pier 29 yard	08/6/2019 10:54	7736	HONOLULU HARBOR	OPEN LINE STATUS	SDOHO29200A	242	Followup Work Not Required
11516	Storm Inlet Insp Screening	08/6/2019 12:00	Galdeira, Guy	CLOSED		HO29, Pier 29 yard	08/6/2019 10:54	7736	HONOLULU HARBOR	OPEN LINE STATUS	SDOHO29150A	241	Followup Work Not Required
11517	Storm Inlet Insp Screening	08/6/2019 12:00	Galdeira, Guy	CLOSED		HO29, Pier 29 yard	08/6/2019 10:55	7736	HONOLULU HARBOR	OPEN LINE STATUS	SDOHO29100A	240	Followup Work Not Required
11518	Storm Inlet Insp Screening	08/6/2019 12:00	Galdeira, Guy	CLOSED		HO29, Pier 29 yard	08/6/2019 10:55	7736	HONOLULU HARBOR	OPEN LINE STATUS	SDOHO29050A	239	Followup Work Not Required
11520	Storm Inlet Insp Screening	08/6/2019 12:00	Galdeira, Guy	CLOSED		HO29, Pier 29 yard	08/6/2019 10:56	7736	HONOLULU HARBOR	OPEN LINE STATUS	SDOHO29530B	258	Followup Work Not Required
11521	Storm Inlet Insp Screening	08/6/2019 12:00	Galdeira, Guy	CLOSED		HO29, Pier 29 yard	08/6/2019 10:57	7736	HONOLULU HARBOR	OPEN LINE STATUS	SDOHO29500B	167	Followup Work Not Required
11523	Storm Inlet Insp Screening	08/6/2019 12:00	Galdeira, Guy	CLOSED		HO29, Pier 29 yard	08/6/2019 10:57	7736	HONOLULU HARBOR	OPEN LINE STATUS	SDOHO29450B	257	Followup Work Not Required
11524	Storm Inlet Insp Screening	08/6/2019 12:00	Galdeira, Guy	CLOSED		HO29, Pier 29 yard	08/6/2019 10:58	7736	HONOLULU HARBOR	OPEN LINE STATUS	SDOHO29400B	256	Followup Work Not Required
11525	Storm Inlet Insp Screening	08/6/2019 12:00	Galdeira, Guy	CLOSED		HO29, Pier 29 yard	08/6/2019 10:58	7736	HONOLULU HARBOR	OPEN LINE STATUS	SDOHO29350B	255	Followup Work Not Required
11526	Storm Inlet Insp Screening	08/6/2019 12:00	Galdeira, Guy	CLOSED		HO29, Pier 29 yard	08/6/2019 10:59	7736	HONOLULU HARBOR	OPEN LINE STATUS	SDOHO29300B	254	Followup Work Not Required
11527	Storm Inlet Insp Screening	08/6/2019 12:00	Galdeira, Guy	CLOSED		HO29, Pier 29 yard	08/6/2019 10:59	7736	HONOLULU HARBOR	OPEN LINE STATUS	SDOHO29250B	253	Followup Work Not Required
11528	Storm Inlet Insp Screening	08/6/2019 12:00	Galdeira, Guy	CLOSED		HO29, Pier 29 yard	08/6/2019 11:19	7736	HONOLULU HARBOR	OPEN LINE STATUS	SDOHO29200B	252	Followup Work Not Required
11529	Storm Inlet Insp Screening	08/6/2019 12:00	Galdeira, Guy	CLOSED		HO29, Pier 29 yard	08/6/2019 11:00	7736	HONOLULU HARBOR	OPEN LINE STATUS	SDOHO29150B	251	Followup Work Not Required
11530	Storm Inlet Insp Screening	08/6/2019 12:00	Galdeira, Guy	CLOSED		HO29, Pier 29 yard	08/6/2019 11:01	7736	HONOLULU HARBOR	OPEN LINE STATUS	SDOHO29100B	250	Followup Work Not Required
11531	Storm Inlet Insp Screening	08/6/2019 12:00	Galdeira, Guy	CLOSED		HO29, Pier 29 yard	08/6/2019 11:20	7736	HONOLULU HARBOR	OPEN LINE STATUS	SDOHO29050B	249	Followup Work Not Required

Inspection ID	Inspection Type	Date Inspected	Inspected By	Status	Submit To	Location	Finish Date	Work Order ID	District	Entity Type	Entity Uid	Entity Sid	Resolution
11534	Storm Inlet Insp Screening	08/6/2019 12:00	Galdeira, Guy	CLOSED		HO32, Sea Engineering office	08/6/2019 10:42	7736	HONOLULU HARBOR	OPEN LINE STATUS	SDOHO314391	164	Followup Work Not Required
11607	Storm Inlet Insp Screening	08/6/2019 12:00	Galdeira, Guy	CLOSED		HO60, Keehi Industrial Lots	08/6/2019 11:26	7736	HONOLULU HARBOR	OPEN LINE STATUS	SDOHO609165	72	Followup Work Not Required
11608	Storm Inlet Insp Screening	08/6/2019 12:00	Galdeira, Guy	CLOSED		HO60, Keehi Industrial Lots	08/6/2019 11:23	7736	HONOLULU HARBOR	OPEN LINE STATUS	SDOHO609185	73	Followup Work Not Required
11609	Storm Inlet Insp Screening	08/6/2019 12:00	Galdeira, Guy	CLOSED		HO60, Keehi Industrial Lots	08/6/2019 11:26	7736	HONOLULU HARBOR	OPEN LINE STATUS	SDOHO609181	121	Followup Work Not Required
11610	Storm Inlet Insp Screening	08/6/2019 12:00	Galdeira, Guy	CLOSED		HO60, Pier 34 wharf	08/6/2019 11:24	7736	HONOLULU HARBOR	OPEN LINE STATUS	SDOHO609191	213	Followup Work Not Required
11611	Storm Inlet Insp Screening	08/6/2019 12:00	Galdeira, Guy	CLOSED		HO60, KIPA	08/6/2019 11:25	7736	HONOLULU HARBOR	OPEN LINE STATUS	SDOHO609190	75	Followup Work Not Required
11612	Storm Inlet Insp Screening	08/6/2019 12:00	Galdeira, Guy	CLOSED		HO60, Keehi Industrial Lots	08/6/2019 11:22	7736	HONOLULU HARBOR	OPEN LINE STATUS	SDOHO609189	74	Followup Work Not Required
11798	Storm Inlet Insp Screening	08/6/2019 12:00	Galdeira, Guy	CLOSED	McLean, Robert	HO27, Pier 27	08/6/2019 11:11	7736	HONOLULU HARBOR	INLET STATUS	SDIHO273632	201	Followup Work Required
11799	Storm Inlet Insp Screening	08/6/2019 12:00	Galdeira, Guy	CLOSED	McLean, Robert	HO26, Pier 26	08/6/2019 11:15	7736	HONOLULU HARBOR	INLET STATUS	SDIHO263572	419	Followup Work Required
11801	Storm Inlet Insp Screening	08/6/2019 12:00	Galdeira, Guy	CLOSED	McLean, Robert	HO25, Pier 25	08/6/2019 11:19	7736	HONOLULU HARBOR	INLET STATUS	SDIHO243502	685	Followup Work Required
11802	Storm Inlet Insp Screening	08/6/2019 12:00	Galdeira, Guy	CLOSED	McLean, Robert	HO24, Pier 24 near north corner	08/6/2019 11:03	7736	HONOLULU HARBOR	INLET STATUS	SDIHO243242	415	Followup Work Required
11803	Storm Inlet Insp Screening	08/6/2019 12:00	Galdeira, Guy	CLOSED		HO29, Fenced enclosure at Oceantronics	08/6/2019 11:08	7736	HONOLULU HARBOR	INLET STATUS	SDIHO293206	414	Followup Work Not Required
11804	Storm Inlet Insp Screening	08/6/2019 12:00	Galdeira, Guy	CLOSED		HO29, Roadway fronting Oceantronics	08/6/2019 11:07	7736	HONOLULU HARBOR	INLET STATUS	SDIHO293224	409	Followup Work Not Required
11805	Storm Inlet Insp Screening	08/6/2019 12:00	Galdeira, Guy	CLOSED		HO29, Sause Brothers Parking Lot	08/6/2019 11:06	7736	HONOLULU HARBOR	INLET STATUS	SDIHO293204	411	Followup Work Not Required
11806	Storm Inlet Insp Screening	08/6/2019 12:00	Galdeira, Guy	CLOSED		HO29, Near guard station at entrance to piers 24-29	08/6/2019 11:05	7736	HONOLULU HARBOR	INLET STATUS	SDIHO293222	413	Followup Work Not Required

Inspection ID	Inspection Type	Date Inspected	Inspected By	Status	Submit To	Location	Finish Date	Work Order ID	District	Entity Type	Entity Uid	Entity Sid	Resolution
11808	Storm Inlet Insp Screening	08/6/2019 12:00	Galdeira, Guy	CLOSED		HO24, Sause Brothers Parking lot	08/6/2019 11:06	7736	HONOLULU HARBOR	INLET STATUS	SDIHO243202	420	Followup Work Not Required
11809	Storm Inlet Insp Screening	08/6/2019 12:00	Galdeira, Guy	CLOSED		HO29, Pier 29 yard	08/6/2019 10:50	7736	HONOLULU HARBOR	INLET STATUS	SDIHO293672	222	Followup Work Not Required
11823	Storm Inlet Insp Screening	08/6/2019 12:00	Galdeira, Guy	CLOSED		HO29, Pier 29 yard	08/6/2019 10:59	7736	HONOLULU HARBOR	INLET STATUS	SDIHO293620	722	Followup Work Not Required
11854	Storm Inlet Insp Screening	08/6/2019 12:00	Galdeira, Guy	CLOSED	McLean, Robert	HO32, BEI/PENCO yard	08/6/2019 10:48	7736	HONOLULU HARBOR	INLET STATUS	SDIHO324264	552	Followup Work Required
11855	Storm Inlet Insp Screening	08/6/2019 12:00	Galdeira, Guy	CLOSED		HO31, Sea Engineering office	08/6/2019 10:41	7736	HONOLULU HARBOR	INLET STATUS	SDIHO314392	505	Followup Work Not Required
11856	Storm Inlet Insp Screening	08/6/2019 12:00	Galdeira, Guy	CLOSED		HO31,	08/6/2019 10:45	7736	HONOLULU HARBOR	INLET STATUS	SDIHO314400	509	Followup Work Not Required
11857	Storm Inlet Insp Screening	08/6/2019 12:00	Galdeira, Guy	CLOSED		HO31,	08/6/2019 10:44	7736	HONOLULU HARBOR	INLET STATUS	SDIHO314398	506	Followup Work Not Required
11858	Storm Inlet Insp Screening	08/6/2019 12:00	Galdeira, Guy	CLOSED		HO31,	08/6/2019 10:43	7736	HONOLULU HARBOR	INLET STATUS	SDIHO314402	507	Followup Work Not Required
11859	Storm Inlet Insp Screening	08/6/2019 12:00		CLOSED		HO31,	08/6/2019 10:44	7736	HONOLULU HARBOR	INLET STATUS	SDIHO314396	508	Followup Work Not Required
11860	Storm Inlet Insp Screening	08/6/2019 12:00	Galdeira, Guy	CLOSED		HO31, Sea Engineering yard	08/6/2019 10:39	7736	HONOLULU HARBOR	INLET STATUS	SDIHO314390	504	Followup Work Required
11861	Storm Inlet Insp Screening	08/6/2019 12:00	Galdeira, Guy	CLOSED		HO24, Roadway between Bella Pietra Flooring building and Pier 23	08/6/2019 11:09	7736	HONOLULU HARBOR	INLET STATUS	SDIHO243072	407	Followup Work Not Required
11862	Storm Inlet Insp Screening	08/6/2019 12:00	Galdeira, Guy	CLOSED		HO24, Parking lot at front door of Bella Pietra Flooring	08/6/2019 11:08	7736	HONOLULU HARBOR	INLET STATUS	SDIHO243074	408	Followup Work Not Required
11863	Storm Inlet Insp Screening	08/6/2019 12:00	Galdeira, Guy	CLOSED	McLean, Robert	HO29, Pier 29 yard	08/6/2019 11:13	7736	HONOLULU HARBOR	INLET STATUS	SDIHO293612	723	Followup Work Required
11974	Storm Inlet Insp Screening	08/6/2019 12:00	Galdeira, Guy	CLOSED	McLean, Robert	HO32, BEI Pier 32 Caustic Soda Storage	08/6/2019 10:46	7736	HONOLULU HARBOR	INLET STATUS	SDIHO324246	213	Followup Work Required
11975	Storm Inlet Insp Screening	08/6/2019 12:00	Galdeira, Guy	CLOSED	McLean, Robert	HO32, PENCO/BEI yard	08/6/2019 10:47	7736	HONOLULU HARBOR	INLET STATUS	SDIHO324244	224	Followup Work Required

Inspection ID	Inspection Type	Date Inspected	Inspected By	Status	Submit To	Location	Finish Date	Work Order ID	District	Entity Type	Entity Uid	Entity Sid	Resolution
11976	Storm Inlet Insp Screening	08/6/2019 12:00	Galdeira, Guy	CLOSED	McLean, Robert	HO32, PENCO/BEI yard	08/6/2019 10:48	7736	HONOLULU HARBOR	INLET STATUS	SDIHO324242	215	Followup Work Required
11989	Storm Inlet Insp Screening	08/6/2019 12:00	Galdeira, Guy	CLOSED	McLean, Robert	HO26, Former Pier 26 Transit Shed	08/6/2019 11:16	7736	HONOLULU HARBOR	INLET STATUS	SDIHO263556	417	Followup Work Required
11990	Storm Inlet Insp Screening	08/6/2019 12:00	Galdeira, Guy	CLOSED	McLean, Robert	HO26, Former Pier 26 Transit Shed	08/6/2019 11:17	7736	HONOLULU HARBOR	INLET STATUS	SDIHO263554	418	Followup Work Required
11991	Storm Inlet Insp Screening	08/6/2019 12:00	Galdeira, Guy	CLOSED	McLean, Robert	HO26, Former Pier 26 Transit Shed	08/6/2019 11:17	7736	HONOLULU HARBOR	INLET STATUS	SDIHO263552	412	Followup Work Required
12060	Storm Inlet Insp Screening	08/6/2019 12:00	Galdeira, Guy	CLOSED		HO35, Hawaii Stevedores Inc.	08/6/2019 11:21	7736	HONOLULU HARBOR	INLET STATUS	SDIHO354472	501	Followup Work Not Required
12070	Storm Inlet Insp Screening	08/6/2019 12:00	Galdeira, Guy	CLOSED	McLean, Robert	HO26, Pier 26	08/6/2019 11:14	7736	HONOLULU HARBOR	INLET STATUS	SDIHO263592	136	Followup Work Required
12072	Storm Inlet Insp Screening	08/6/2019 12:00	Galdeira, Guy	CLOSED	McLean, Robert	HO25, Former corner of Pier 26 shed	08/6/2019 11:18	7736	HONOLULU HARBOR	INLET STATUS	SDIHO243522	424	Followup Work Required
11784	Storm Inlet Insp Screening	08/7/2019 01:22	Inouye, Ken	CLOSED		HO11, Harbors Division Administration Building	08/7/2019 01:22	7736	HONOLULU HARBOR	INLET STATUS	SDIHO111854	632	Followup Work Not Required
11732	Storm Inlet Insp Screening	08/7/2019 01:23	Inouye, Ken	CLOSED		HO11, Harbors Division Administration Building	08/7/2019 01:23	7736	HONOLULU HARBOR	INLET STATUS	SDIHO111824	635	Followup Work Not Required
11782	Storm Inlet Insp Screening	08/7/2019 01:23	Inouye, Ken	CLOSED		HO11, Pier 11 shed	08/7/2019 01:23	7736	HONOLULU HARBOR	INLET STATUS	SDIHO111794	160	Followup Work Not Required
11786	Storm Inlet Insp Screening	08/7/2019 01:24	Inouye, Ken	CLOSED		HO11, Pier 11 shed	08/7/2019 01:24	7736	HONOLULU HARBOR	INLET STATUS	SDIHO111796	157	Followup Work Not Required
11787	Storm Inlet Insp Screening	08/7/2019 01:24	Inouye, Ken	CLOSED		HO11, Pier 11 shed	08/7/2019 01:24	7736	HONOLULU HARBOR	INLET STATUS	SDIHO111798	158	Followup Work Not Required
11783	Storm Inlet Insp Screening	08/7/2019 01:25	Inouye, Ken	CLOSED		11, Pier 11	08/7/2019 01:25	7736	HONOLULU HARBOR	INLET STATUS	SDIHO111762	765	Followup Work Not Required
11789	Storm Inlet Insp Screening	08/7/2019 01:25	Inouye, Ken	CLOSED		HO11, Pier 11 shed	08/7/2019 01:25	7736	HONOLULU HARBOR	INLET STATUS	SDIHO111764	159	Followup Work Not Required
11790	Storm Inlet Insp Screening	08/7/2019 01:25	Inouye, Ken	CLOSED		HO11, Pier 11 shed	08/7/2019 01:26	7736	HONOLULU HARBOR	INLET STATUS	SDIHO111744	727	Followup Work Not Required

Inspection ID	Inspection Type	Date Inspected	Inspected By	Status	Submit To	Location	Finish Date	Work Order ID	District	Entity Type	Entity Uid	Entity Sid	Resolution
11785	Storm Inlet Insp Screening	08/7/2019 01:26	Inouye, Ken	CLOSED		HO11,	08/7/2019 01:26	7736	HONOLULU HARBOR	INLET STATUS	SDIHO111834	155	Followup Work Not Required
11788	Storm Inlet Insp Screening	08/7/2019 01:26	Inouye, Ken	CLOSED		HO11, Pier 11 shed	08/7/2019 01:27	7736	HONOLULU HARBOR	INLET STATUS	SDIHO111766	633	Followup Work Not Required
11679	Storm Inlet Insp Screening	08/7/2019 01:27	Inouye, Ken	CLOSED		HO08, Aloha Tower Market Place parking lot	09/9/2019 10:56	7736	HONOLULU HARBOR	INLET STATUS	SDIHO081282	239	Followup Work Not Required
11678	Storm Inlet Insp Screening	08/7/2019 01:28	Inouye, Ken	CLOSED		HO08, Aloha Tower Market Place parking lot	08/7/2019 01:28	7736	HONOLULU HARBOR	INLET STATUS	SDIHO081284	238	Followup Work Not Required
12067	Storm Inlet Insp Screening	08/7/2019 01:29	Inouye, Ken	CLOSED		HO08, Nimitz Highway	08/7/2019 01:29	7736	HONOLULU HARBOR	INLET STATUS	SDIHO081244	243	Followup Work Not Required
11680	Storm Inlet Insp Screening	08/7/2019 01:31	Inouye, Ken	CLOSED		HO09, Irwin Park	08/7/2019 01:31	7736	HONOLULU HARBOR	INLET STATUS	SDIHO091310	297	Followup Work Not Required
11681	Storm Inlet Insp Screening	08/7/2019 01:31	Inouye, Ken	CLOSED		HO09, Irwin Park	08/7/2019 01:31	7736	HONOLULU HARBOR	INLET STATUS	SDIHO091308	298	Followup Work Not Required
11682	Storm Inlet Insp Screening	08/7/2019 01:32	Inouye, Ken	CLOSED		HO09, Irwin Park	08/7/2019 01:32	7736	HONOLULU HARBOR	INLET STATUS	SDIHO091296	296	Followup Work Not Required
11683	Storm Inlet Insp Screening	08/7/2019 01:32	Inouye, Ken	CLOSED		HO09, Irwin Park	08/7/2019 01:32	7736	HONOLULU HARBOR	INLET STATUS	SDIHO091294	300	Followup Work Not Required
11684	Storm Inlet Insp Screening	08/7/2019 01:32	Inouye, Ken	CLOSED		HO09, Irwin Park	08/7/2019 01:33	7736	HONOLULU HARBOR	INLET STATUS	SDIHO091290	295	Followup Work Not Required
11685	Storm Inlet Insp Screening	08/7/2019 01:33	Inouye, Ken	CLOSED		HO09, Irwin Park	08/7/2019 01:33	7736	HONOLULU HARBOR	INLET STATUS	SDIHO091292	294	Followup Work Not Required
11626	Storm Inlet Insp Screening	08/7/2019 03:10	Inouye, Ken	CLOSED		HO05,	08/7/2019 03:11	7736	HONOLULU HARBOR	INLET STATUS	SDIHO0519429	779	Followup Work Not Required
11829	Storm Inlet Insp Screening	08/7/2019 03:10	Inouye, Ken	CLOSED		HO05,	08/7/2019 03:10	7736	HONOLULU HARBOR	INLET STATUS	SDIHO0528874	780	Followup Work Not Required
11669	Storm Inlet Insp Screening	08/7/2019 03:11	Inouye, Ken	CLOSED		HO06, Pier 5-6 parking lot	08/7/2019 03:12	7736	HONOLULU HARBOR	INLET STATUS	SDIHO061100	262	Followup Work Not Required
11673	Storm Inlet Insp Screening	08/7/2019 03:12	Inouye, Ken	CLOSED		HO06, HECO Power Plant	08/7/2019 03:12	7736	HONOLULU HARBOR	INLET STATUS	SDIHO061162	299	Followup Work Not Required

Inspection ID	Inspection Type	Date Inspected	Inspected By	Status	Submit To	Location	Finish Date	Work Order ID	District	Entity Type	Entity Uid	Entity Sid	Resolution
11795	Storm Inlet Insp Screening	08/7/2019 03:12	Inouye, Ken	CLOSED		Pier 7 heco	08/7/2019 03:12	7736	HONOLULU HARBOR	INLET STATUS	SDIHO071184	807	Followup Work Not Required
11758	Storm Inlet Insp Screening	08/7/2019 03:13	Inouye, Ken	CLOSED		HO08, Aloha Tower Drive, at intersection with Bishop Street	08/7/2019 03:13	7736	HONOLULU HARBOR	INLET STATUS	SDIHO081506	50	Followup Work Not Required
11759	Storm Inlet Insp Screening	08/7/2019 03:13	Inouye, Ken	CLOSED		HO08, Aloha Tower Drive sidewalk at intersection w/Bishop Street	08/7/2019 03:13	7736	HONOLULU HARBOR	INLET STATUS	SDIHO081504	259	Followup Work Not Required
11687	Storm Inlet Insp Screening	08/7/2019 03:14	Inouye, Ken	CLOSED		HO09, Aloha Tower Drive	08/7/2019 03:14	7736	HONOLULU HARBOR	INLET STATUS	SDIHO092030	247	Followup Work Not Required
11686	Storm Inlet Insp Screening	08/7/2019 03:15	Inouye, Ken	CLOSED		HO09, Aloha Tower Drive	08/7/2019 03:15	7736	HONOLULU HARBOR	INLET STATUS	SDIHO092022	245	Followup Work Not Required
11747	Storm Inlet Insp Screening	08/7/2019 03:16	Inouye, Ken	CLOSED		HO01, Pier 1 yard	08/7/2019 03:16	7736	HONOLULU HARBOR	INLET STATUS	SDIHO010162	290	Followup Work Not Required
11755	Storm Inlet Insp Screening	08/7/2019 03:16	Inouye, Ken	CLOSED		HO02, Pier 2 yard	08/7/2019 03:16	7736	HONOLULU HARBOR	INLET STATUS	SDIHO010172	176	Followup Work Not Required
11643	Storm Inlet Insp Screening	08/7/2019 03:17	Inouye, Ken	CLOSED		HO02,	08/7/2019 03:17	7736	HONOLULU HARBOR	INLET STATUS	SDIHO010274	189	Followup Work Not Required
11644	Storm Inlet Insp Screening	08/7/2019 03:17	Inouye, Ken	CLOSED		HO02,	08/7/2019 03:17	7736	HONOLULU HARBOR	INLET STATUS	SDIHO010272	188	Followup Work Not Required
11645	Storm Inlet Insp Screening	08/7/2019 03:18	Inouye, Ken	CLOSED		HO02,	08/7/2019 03:18	7736	HONOLULU HARBOR	INLET STATUS	SDIHO010270	187	Followup Work Not Required
11646	Storm Inlet Insp Screening	08/7/2019 03:18	Inouye, Ken	CLOSED		HO02,	08/7/2019 03:18	7736	HONOLULU HARBOR	INLET STATUS	SDIHO010268	186	Followup Work Not Required
11647	Storm Inlet Insp Screening	08/7/2019 03:18	Inouye, Ken	CLOSED		HO02,	08/7/2019 03:18	7736	HONOLULU HARBOR	INLET STATUS	SDIHO010266	185	Followup Work Not Required
11628	Storm Inlet Insp Screening	08/7/2019 03:19		CLOSED		HO02,	08/7/2019 03:19	7736	HONOLULU HARBOR	INLET STATUS	SDIHO010262	183	Followup Work Not Required
11632	Storm Inlet Insp Screening	08/7/2019 03:19	Inouye, Ken	CLOSED		HO02,	08/7/2019 03:20	7736	HONOLULU HARBOR	INLET STATUS	SDIHO010260	182	Followup Work Not Required
11633	Storm Inlet Insp Screening	08/7/2019 03:19	Inouye, Ken	CLOSED		HO02,	08/7/2019 03:19	7736	HONOLULU HARBOR	INLET STATUS	SDIHO010264	184	Followup Work Not Required

Inspection ID	Inspection Type	Date Inspected	Inspected By	Status	Submit To	Location	Finish Date	Work Order ID	District	Entity Type	Entity Uid	Entity Sid	Resolution
11630	Storm Inlet Insp Screening	08/7/2019 03:20	Inouye, Ken	CLOSED		HO02,	08/7/2019 03:20	7736	HONOLULU HARBOR	INLET STATUS	SDIHO010256	180	Followup Work Not Required
11631	Storm Inlet Insp Screening	08/7/2019 03:20		CLOSED		HO02,	08/7/2019 03:20	7736	HONOLULU HARBOR	INLET STATUS	SDIHO010258	181	Followup Work Not Required
11671	Storm Inlet Insp Screening	08/8/2019 10:45	Inouye, Ken	CLOSED		HO06, Pier 5-6 parking lot	09/9/2019 10:56	7736	HONOLULU HARBOR	INLET STATUS	SDIHO061042	263	Followup Work Not Required
11664	Storm Inlet Insp Screening	08/8/2019 10:46	Inouye, Ken	CLOSED		HO05, Pier 5 parking lot	08/8/2019 10:46	7736	HONOLULU HARBOR	INLET STATUS	SDIHO051002	261	Followup Work Not Required
11665	Storm Inlet Insp Screening	08/8/2019 10:46	Inouye, Ken	CLOSED		HO05, Pier 5 parking lot	08/8/2019 10:46	7736	HONOLULU HARBOR	INLET STATUS	SDIHO051012	260	Followup Work Not Required
11666	Storm Inlet Insp Screening	08/8/2019 10:46	Inouye, Ken	CLOSED		HO05, Ala Moana Boulevard parking lot	08/8/2019 10:47	7736	HONOLULU HARBOR	INLET STATUS	SDIHO0519423	781	Followup Work Not Required
11667	Storm Inlet Insp Screening	08/8/2019 10:47	Inouye, Ken	CLOSED		HO05, parking lot	08/8/2019 10:47	7736	HONOLULU HARBOR	INLET STATUS	SDIHO0519427	778	Followup Work Not Required
11668	Storm Inlet Insp Screening	08/8/2019 10:47	Inouye, Ken	CLOSED		HO06, HO06	08/8/2019 10:48	7736	HONOLULU HARBOR	INLET STATUS	SDIHO061102	251	Followup Work Not Required
11672	Storm Inlet Insp Screening	08/8/2019 10:48	Inouye, Ken	CLOSED		Pier 7 heco	08/8/2019 10:48	7736	HONOLULU HARBOR	INLET STATUS	SDIHO609162	787	Followup Work Not Required
11794	Storm Inlet Insp Screening	08/8/2019 10:48	Inouye, Ken	CLOSED		Pier 7 heco	08/8/2019 10:49	7736	HONOLULU HARBOR	INLET STATUS	SDIHO609161	786	Followup Work Not Required
11670	Storm Inlet Insp Screening	08/8/2019 10:49	Inouye, Ken	CLOSED		HO06,	08/8/2019 10:50	7736	HONOLULU HARBOR	INLET STATUS	SDIHO061098	698	Followup Work Not Required
11796	Storm Inlet Insp Screening	08/8/2019 10:49	Inouye, Ken	CLOSED		Pier 7 heco building	08/8/2019 10:49	7736	HONOLULU HARBOR	INLET STATUS	SDIH0071192	788	Followup Work Not Required
11750	Storm Inlet Insp Screening	08/8/2019 10:50	Inouye, Ken	CLOSED		HO01, Pier 1 container yard	08/8/2019 10:50	7736	HONOLULU HARBOR	INLET STATUS	SDIHO010122	273	Followup Work Not Required
11749	Storm Inlet Insp Screening	08/8/2019 10:51	Inouye, Ken	CLOSED		HO01, Pier 1 container yard	08/8/2019 10:51	7736	HONOLULU HARBOR	INLET STATUS	SDIHO010202	267	Followup Work Not Required
11624	Storm Inlet Insp Screening	09/5/2019 08:43	Kaili, Kahea	CLOSED	Bautista, Frederick PS	HO38, Commercial Fishing Village	09/5/2019 08:50	7736	HONOLULU HARBOR	OPEN LINE STATUS	SDOHO385059	3	Followup Work Required

Inspection ID	Inspection Type	Date Inspected	Inspected By	Status	Submit To	Location	Finish Date	Work Order ID	District	Entity Type	Entity Uid	Entity Sid	Resolution
12019	Storm Inlet Insp Screening	09/9/2019 12:13	Williams, Logan	CLOSED		BP07, Area 7	09/9/2019 12:13	7736	KALAELOA BARBERS POINT HARBOR	INLET STATUS	SDIBP077115	15	Followup Work Not Required
12404	Storm Inlet Insp Screening	10/29/2019 12:00	Galdeira, Guy	CLOSED	McLean, Robert	HO30,	10/30/2019 07:08	8112	HONOLULU HARBOR	INLET STATUS	SDIHO313904	521	Followup Work Required
12403	Storm Inlet Insp Screening	10/30/2019 03:18	Kaili, Kahea	CLOSED	McLean, Robert	HO26, Pier 26	10/30/2019 03:19	8112	HONOLULU HARBOR	INLET STATUS	SDIHO263592	136	Followup Work Not Required
12407	Storm Inlet Insp Screening	10/30/2019 03:20	Kaili, Kahea	CLOSED		HO38, Commercial Fishing Village	10/30/2019 03:21	8112	HONOLULU HARBOR	OPEN LINE STATUS	SDOHO385057	2	Followup Work Not Required
12408	Storm Inlet Insp Screening	10/30/2019 03:23	Kaili, Kahea	CLOSED		HO38, Commercial Fishing Village	10/30/2019 03:23	8112	HONOLULU HARBOR	OPEN LINE STATUS	SDOHO385059	3	Followup Work Not Required
12402	Storm Inlet Insp Screening	11/6/2019 03:16	Shimizu, Paul	CLOSED	McLean, Robert	HO51, Horizon Lines	11/6/2019 03:20	8112	HONOLULU HARBOR	INLET STATUS	SDIHO517802	61	Followup Work Not Required
12405	Storm Inlet Insp Screening	11/6/2019 03:21	Shimizu, Paul	CLOSED	McLean, Robert	HO53, CFS#2	11/6/2019 03:21	8112	HONOLULU HARBOR	INLET STATUS	SDIHO538912	673	Followup Work Not Required
12401	Storm Inlet Insp Screening	11/6/2019 03:22	Kaili, Kahea	CLOSED	McLean, Robert	HO08, Aloha Tower Market Place parking lot	11/6/2019 03:22	8112	HONOLULU HARBOR	INLET STATUS	SDIHO081240	240	Followup Work Not Required
12406	Storm Inlet Insp Screening	11/6/2019 03:23	Kaili, Kahea	CLOSED	McLean, Robert	HO08, Nimitz Highway	11/6/2019 03:23	8112	HONOLULU HARBOR	INLET STATUS	SDIHO081244	243	Followup Work Not Required

Attachment 15.b

Storm Drain Comprehensive Inspection and Cleaning Log

Attachment 15b.
Storm Drain Inlet Comprehensive

Inspection Id	Inspection Type	Date Inspected	Inspected By	Status	Submit To	Location	Finish Date	Work Order Id	District	Entity Type	Entity Uid	Entity Sid	Resolution
11325	Storm Inlet Insp Comprehensive	01/14/2019 07:00	McLean, Robert	CLOSED		HO09, Aloha Tower Market Place	01/14/2019 08:41	7093		INLET STATUS	SDIHO091620	341	Followup Work Not Required
11324	Storm Inlet Insp Comprehensive	01/14/2019 07:10	McLean, Robert	CLOSED	Hirano, Elmer	HO09, Aloha Tower Market Place	01/14/2019 08:48	7092		INLET STATUS	SDIHO091424	322	Followup Work Required
11323	Storm Inlet Insp Comprehensive	01/14/2019 07:20	McLean, Robert	CLOSED	Hirano, Elmer	HO09, Aloha Tower Market Place	01/14/2019 08:52	7091		INLET STATUS	SDIHO091422	321	Followup Work Required
11332	Storm Inlet Insp Comprehensive	01/28/2019 07:00	McLean, Robert	CLOSED	Yim, Spencer K	HO25, Former corner of Pier 26 shed	01/28/2019 07:09	7161		INLET STATUS	SDIHO243522	424	Followup Work Required
11341	Storm Inlet Insp Comprehensive	01/28/2019 07:15	McLean, Robert	CLOSED	Yim, Spencer K	HO26, Pier 26	01/28/2019 02:20	7170		INLET STATUS	SDIHO263592	136	Followup Work Required
11370	Storm Inlet Insp Comprehensive	01/29/2019 07:45	McLean, Robert	CLOSED		HO29, Pier 29 yard	01/29/2019 11:25	7212		INLET STATUS	SDIHO293612	723	Followup Work Not Required
11410	Storm Inlet Insp Comprehensive	02/1/2019 06:30	McLean, Robert	CLOSED	Yim, Spencer K	HO53, Matson Facilities and Management Building	02/1/2019 11:18	7315		OPEN LINE STATUS	SDOHO528769	218	Followup Work Required
11348	Storm Inlet Insp Comprehensive	02/13/2019 07:00	McLean, Robert	CLOSED	Yim, Spencer K	HO21, Pier 21 between Pier 21 Shed and Hawaiian Tug and Barge	02/13/2019 12:20	7177		INLET STATUS	SDIHO212792	358	Followup Work Required
11347	Storm Inlet Insp Comprehensive	02/14/2019 12:30	McLean, Robert	CLOSED		HO23, Warehouse #6	02/14/2019 01:46	7176		INLET STATUS	SDIHO222806	702	Followup Work Not Required
11346	Storm Inlet Insp Comprehensive	02/14/2019 12:40	McLean, Robert	CLOSED		HO22,	02/14/2019 01:50	7175		INLET STATUS	SDIHO222802	703	Followup Work Not Required
11437	Storm Inlet Insp Comprehensive	02/21/2019 05:25	McLean, Robert	CLOSED		HO20, Warehouse No. 6	02/21/2019 01:15	7373		INLET STATUS	SDIHO202648	392	Followup Work Not Required
11414	Storm Inlet Insp Comprehensive	02/21/2019 07:00	McLean, Robert	CLOSED		HO38, Commercial Fishing Village	02/21/2019 11:59	7329		INLET STATUS	SDIHO385154	52	Followup Work Not Required
11428	Storm Inlet Insp Comprehensive	02/21/2019 07:00	McLean, Robert	CLOSED		HO36, Commercial Fishing Village	02/21/2019 12:01	7364		INLET STATUS	SDIHO364604	53	Followup Work Not Required
11429	Storm Inlet Insp Comprehensive	02/21/2019 07:00	McLean, Robert	CLOSED		HO38, Commercial Fishing Village	02/21/2019 11:56	7365		INLET STATUS	SDIHO385152	51	Followup Work Not Required
11358	Storm Inlet Insp Comprehensive	02/21/2019 08:00	McLean, Robert	CLOSED		HO32, BEI Pier 32 Caustic Soda Storage	02/21/2019 12:05	7192		INLET STATUS	SDIHO324246	213	Followup Work Not Required
11361	Storm Inlet Insp Comprehensive	02/21/2019 08:00	McLean, Robert	CLOSED		HO32, PENCO/BEI yard	02/21/2019 12:09	7195		INLET STATUS	SDIHO324244	224	Followup Work Not Required
11359	Storm Inlet Insp Comprehensive	02/21/2019 08:05	McLean, Robert	CLOSED		HO32, PENCO/BEI yard	02/21/2019 12:17	7193		INLET STATUS	SDIHO324242	215	Followup Work Not Required
11338	Storm Inlet Insp Comprehensive	02/21/2019 08:30	McLean, Robert	CLOSED		HO34, Pier 34	02/21/2019 12:21	7167		INLET STATUS	SDIHO344352	470	Followup Work Not Required
11360	Storm Inlet Insp Comprehensive	02/21/2019 08:30	McLean, Robert	CLOSED		HO31, Pier 31-33 shed	02/21/2019 12:26	7194		INLET STATUS	SDIHO314154	221	Followup Work Not Required

Inspection Id	Inspection Type	Date Inspected	Inspected By	Status	Submit To	Location	Finish Date	Work Order Id	District	Entity Type	Entity Uid	Entity Sid	Resolution
11364	Storm Inlet Insp Comprehensive	02/21/2019 08:30	McLean, Robert	CLOSED		HO32, Pier 32 shed	02/21/2019 12:22	7198		INLET STATUS	SDIHO324232	461	Followup Work Not Required
11363	Storm Inlet Insp Comprehensive	02/21/2019 08:36	McLean, Robert	CLOSED		HO31, Pier 31 yard	02/21/2019 12:59	7197		OPEN LINE STATUS	SDOHO314071	159	Followup Work Not Required
11345	Storm Inlet Insp Comprehensive	02/21/2019 08:40	McLean, Robert	CLOSED		HO23, Roadway at northeast corner of Pier 23	02/21/2019 01:01	7174		INLET STATUS	SDIHO233002	406	Followup Work Not Required
11362	Storm Inlet Insp Comprehensive	02/21/2019 08:45	McLean, Robert	CLOSED		HO31, Pier 31 yard	02/21/2019 12:54	7196		OPEN LINE STATUS	SDOHO314073	665	Followup Work Not Required
11343	Storm Inlet Insp Comprehensive	02/21/2019 08:55	McLean, Robert	CLOSED		HO23,	02/21/2019 01:04	7172		INLET STATUS	SDIHO233004	720	Followup Work Not Required
11342	Storm Inlet Insp Comprehensive	02/21/2019 09:00	McLean, Robert	CLOSED		HO23, road on Diamond Head side of Hawaiian Flour Mill silos	02/21/2019 01:05	7171		INLET STATUS	SDIHO233006	404	Followup Work Not Required
11438	Storm Inlet Insp Comprehensive	02/21/2019 09:10	McLean, Robert	CLOSED		HO20, Warehouse No. 6	02/21/2019 01:10	7374		INLET STATUS	SDIHO202646	394	Followup Work Not Required
11439	Storm Inlet Insp Comprehensive	02/21/2019 09:10	McLean, Robert	CLOSED		HO20, Warehouse No. 6	02/21/2019 01:09	7375		INLET STATUS	SDIHO202642	395	Followup Work Not Required
11340	Storm Inlet Insp Comprehensive	02/22/2019 06:25	McLean, Robert	CLOSED		HO40, Young Brothers entrance	02/22/2019 11:20	7169		INLET STATUS	SDIHO405610	541	Followup Work Not Required
11365	Storm Inlet Insp Comprehensive	02/22/2019 06:40	McLean, Robert	CLOSED		HO31, Roadway between HECO and Aloha Petroleum	02/22/2019 11:26	7199		INLET STATUS	SDIHO313972	533	Followup Work Not Required
11334	Storm Inlet Insp Comprehensive	02/22/2019 06:45	McLean, Robert	CLOSED		HO26, Former Pier 26 Transit Shed	02/22/2019 11:57	7163		INLET STATUS	SDIHO263552	412	Followup Work Required
11335	Storm Inlet Insp Comprehensive	02/22/2019 06:45	McLean, Robert	CLOSED		HO26, Former Pier 26 Transit Shed	02/22/2019 11:29	7164		INLET STATUS	SDIHO263556	417	Followup Work Required
11336	Storm Inlet Insp Comprehensive	02/22/2019 06:45	McLean, Robert	CLOSED		HO26, Former Pier 26 Transit Shed	02/22/2019 11:54	7165		INLET STATUS	SDIHO263554	418	Followup Work Not Required
11433	Storm Inlet Insp Comprehensive	02/22/2019 06:55	McLean, Robert	CLOSED		HO23, McCabe, Hamilton and Renny, The Stevedores	02/22/2019 12:03	7369		INLET STATUS	SDIHO233010	405	Followup Work Not Required
11344	Storm Inlet Insp Comprehensive	02/22/2019 07:15	McLean, Robert	CLOSED		HO21, Pier 21 shed	02/22/2019 12:08	7173		INLET STATUS	SDIHO212612	437	Followup Work Not Required
11436	Storm Inlet Insp Comprehensive	02/22/2019 07:50	McLean, Robert	CLOSED		HO19, Pier 19 shed	02/22/2019 12:12	7372		INLET STATUS	SDIHO192484	700	Followup Work Not Required
11440	Storm Inlet Insp Comprehensive	02/22/2019 07:55	McLean, Robert	CLOSED		HO23, road on Diamond Head side of Hawaiian Flour Mill silos	02/22/2019 12:09	7376		INLET STATUS	SDIHO233030	402	Followup Work Not Required
11434	Storm Inlet Insp Comprehensive	02/22/2019 08:15	McLean, Robert	CLOSED		HO23, DHX yard; Former molasses tank farm at Pier 19	02/22/2019 12:17	7370		INLET STATUS	SDIHO232440	372	Followup Work Not Required

Inspection Id	Inspection Type	Date Inspected	Inspected By	Status	Submit To	Location	Finish Date	Work Order Id	District	Entity Type	Entity Uid	Entity Sid	Resolution
11435	Storm Inlet Insp Comprehensive	02/22/2019 08:15	McLean, Robert	CLOSED		HO23, DHX yard; Former molasses tank farm at Pier 19	02/22/2019 12:21	7371		INLET STATUS	SDIHO232448	374	Followup Work Not Required
11415	Storm Inlet Insp Comprehensive	02/22/2019 08:30	McLean, Robert	CLOSED		HO23, DHX yard	02/22/2019 12:36	7330		INLET STATUS	SDIHO232686	399	Followup Work Not Required
11416	Storm Inlet Insp Comprehensive	02/22/2019 08:37	McLean, Robert	CLOSED		HO23, DHX yard; Former molasses tank farm at Pier 19	02/22/2019 12:41	7331		INLET STATUS	SDIHO232682	375	Followup Work Not Required
11417	Storm Inlet Insp Comprehensive	02/22/2019 08:50	McLean, Robert	CLOSED		HO23, DHX yard; Former molasses tank farm at Pier 19	02/22/2019 12:44	7332		INLET STATUS	SDIHO232680	397	Followup Work Not Required
11357	Storm Inlet Insp Comprehensive	02/22/2019 09:00	McLean, Robert	CLOSED	Yim, Spencer K	HO18, Pier 18	02/22/2019 12:52	7186		INLET STATUS	SDIHO182310	360	Followup Work Required
11356	Storm Inlet Insp Comprehensive	02/22/2019 09:30	McLean, Robert	CLOSED	Yim, Spencer K	HO18, Pier 18	02/22/2019 12:55	7185		INLET STATUS	SDIHO182308	363	Followup Work Required
11352	Storm Inlet Insp Comprehensive	02/22/2019 10:00	McLean, Robert	CLOSED		HO18, Pier 18 Hawaii Pilots Association	02/22/2019 01:04	7181		INLET STATUS	SDIHO182302	365	Followup Work Required
11353	Storm Inlet Insp Comprehensive	02/22/2019 10:30	McLean, Robert	CLOSED		HO18, Pier 18	02/22/2019 01:09	7182		INLET STATUS	SDIHO182304	364	Followup Work Required
11355	Storm Inlet Insp Comprehensive	02/22/2019 10:50	McLean, Robert	CLOSED		HO18, Pier 18	02/22/2019 01:12	7184		INLET STATUS	SDIHO182306	439	Followup Work Required
11354	Storm Inlet Insp Comprehensive	02/22/2019 11:00	McLean, Robert	CLOSED		HO18, Pier 18, Harbors Division Custodial Unit	02/22/2019 01:18	7183		INLET STATUS	SDIHO182320	366	Followup Work Required
11425	Storm Inlet Insp Comprehensive	02/22/2019 11:45	McLean, Robert	CLOSED		HO51, Horizon Lines	02/22/2019 01:20	7346		INLET STATUS	SDIHO517926	204	Followup Work Not Required
11443	Storm Inlet Insp Comprehensive	02/26/2019 01:55	McLean, Robert	CLOSED		HO51, Matson Tower	03/5/2019 09:27	7398		INLET STATUS	SDIHO518414	102	Followup Work Not Required
11445	Storm Inlet Insp Comprehensive	02/26/2019 02:15	McLean, Robert	CLOSED		HO52, Sand Island Container Yard 4	02/27/2019 05:06	7400		INLET STATUS	SDIHO528690	123	Followup Work Not Required
11446	Storm Inlet Insp Comprehensive	02/26/2019 02:15	McLean, Robert	CLOSED		HO53, Container Yard 5	02/27/2019 05:15	7401		INLET STATUS	SDIHO538696	125	Followup Work Not Required
11447	Storm Inlet Insp Comprehensive	02/26/2019 02:15	McLean, Robert	CLOSED		HO53, Container Yard 5	02/27/2019 05:09	7402		INLET STATUS	SDIHO538696	125	Followup Work Not Required
11349	Storm Inlet Insp Comprehensive	02/5/2019 12:00	McLean, Robert	CLOSED		HO18, Parking lot between Pier 19 shed and Nimitz Highway	02/6/2019 01:21	7178		INLET STATUS	SDIHO182434	371	Followup Work Not Required
11350	Storm Inlet Insp Comprehensive	02/5/2019 12:00	McLean, Robert	CLOSED		HO18, Pier 18 roadway and parking area	02/6/2019 01:18	7179		INLET STATUS	SDIHO182432	368	Followup Work Not Required
11351	Storm Inlet Insp Comprehensive	02/5/2019 12:25	McLean, Robert	CLOSED		HO18, Pier 18 roadway and parking area	02/6/2019 01:16	7180		INLET STATUS	SDIHO182430	370	Followup Work Not Required

Inspection Id	Inspection Type	Date Inspected	Inspected By	Status	Submit To	Location	Finish Date	Work Order Id	District	Entity Type	Entity Uid	Entity Sid	Resolution
11337	Storm Inlet Insp Comprehensive	02/5/2019 12:35	McLean, Robert	CLOSED		HO19, Pier 19 Shed	02/6/2019 01:10	7166		INLET STATUS	SDIHO192410	219	Followup Work Not Required
11430	Storm Inlet Insp Comprehensive	03/12/2019 06:30	McLean, Robert	CLOSED		HO53, Matson Container Facility	03/15/2019 08:02	7366		INLET STATUS	SDIHO538904	682	Followup Work Not Required
11432	Storm Inlet Insp Comprehensive	03/12/2019 06:51	McLean, Robert	CLOSED		HO53, Sand Island	03/12/2019 08:00	7368		OPEN LINE STATUS	SDOHO538563	124	Followup Work Not Required
11427	Storm Inlet Insp Comprehensive	03/12/2019 11:19	McLean, Robert	CLOSED		HO52, Sand Island	03/20/2019 07:13	7362		OPEN LINE STATUS	SDOHO528559	203	Followup Work Not Required
11431	Storm Inlet Insp Comprehensive	03/20/2019 09:30	McLean, Robert	CLOSED		HO52, Matson Container Facility	03/21/2019 05:43	7367		OPEN LINE STATUS	SDOHO528545	178	Followup Work Required
11453	Storm Inlet Insp Comprehensive	03/4/2019 07:50	McLean, Robert	CLOSED		BP05, Yard 5	03/4/2019 09:13	7425		OPEN LINE STATUS	SDOBP05002B	9	Followup Work Not Required
11452	Storm Inlet Insp Comprehensive	03/4/2019 08:00	McLean, Robert	CLOSED		BP04,	03/4/2019 09:07	7424		INLET STATUS	SDIBP044102	57	Followup Work Not Required
11444	Storm Inlet Insp Comprehensive	03/5/2019 06:49	McLean, Robert	CLOSED		HO52, CEM Building	03/5/2019 09:35	7399		INLET STATUS	SDIHO528714	678	Followup Work Not Required
11454	Storm Inlet Insp Comprehensive	03/5/2019 07:00	McLean, Robert	CLOSED		HO52, Matson Facilities and Management building (formerly CEM or Container Equipment Maintenance facility)	03/5/2019 09:41	7431		INLET STATUS	SDIHO528738	694	Followup Work Not Required
11449	Storm Inlet Insp Comprehensive	03/5/2019 07:15	McLean, Robert	CLOSED	Yim, Spencer K	HO53, Matson Facilities and Management Building	03/5/2019 09:51	7404		OPEN LINE STATUS	SDOHO528771	222	Followup Work Not Required
11442	Storm Inlet Insp Comprehensive	03/5/2019 07:30	McLean, Robert	CLOSED		HO53, Matson CFS	03/5/2019 10:02	7397		INLET STATUS	SDIHO538890	721	Followup Work Not Required
11448	Storm Inlet Insp Comprehensive	03/5/2019 07:45	McLean, Robert	CLOSED		HO53, Matson Facilities and Management Building	03/5/2019 10:18	7403		OPEN LINE STATUS	SDOHO528769	218	Followup Work Not Required
11333	Storm Inlet Insp Comprehensive	03/5/2019 07:55	McLean, Robert	CLOSED		HO53, CFS#2	03/5/2019 10:24	7162		INLET STATUS	SDIHO538912	673	Followup Work Not Required
11441	Storm Inlet Insp Comprehensive	03/5/2019 08:37	McLean, Robert	CLOSED		HO53, CFS#2	03/5/2019 10:31	7396		INLET STATUS	SDIHO538792	131	Followup Work Not Required
11498	Storm Inlet Insp Comprehensive	05/15/2019 05:26	McLean, Robert	CLOSED	Zhang, Joy	HO26, Pier 26	05/15/2019 05:27	7633	HONOLULU HARBOR	INLET STATUS	SDIHO263592	136	Followup Work Required
11499	Storm Inlet Insp Comprehensive	05/15/2019 07:00	McLean, Robert	CLOSED	Hirano, Elmer	HO30,	05/15/2019 10:34	7634	HONOLULU HARBOR	INLET STATUS	SDIHO313904	521	Followup Work Required
11490	Storm Inlet Insp Comprehensive	05/8/2019 06:30	McLean, Robert	CLOSED		HO53, CFS#2	05/8/2019 06:42	7589	HONOLULU HARBOR	INLET STATUS	SDIHO538912	673	Followup Work Not Required
11491	Storm Inlet Insp Comprehensive	05/8/2019 07:15	McLean, Robert	CLOSED		HO51, Horizon Lines	05/8/2019 07:16	7590	HONOLULU HARBOR	INLET STATUS	SDIHO517802	61	Followup Work Not Required

Inspection Id	Inspection Type	Date Inspected	Inspected By	Status	Submit To	Location	Finish Date	Work Order Id	District	Entity Type	Entity Uid	Entity Sid	Resolution
11502	Storm Inlet Insp Comprehensive	06/27/2019 06:30	McLean, Robert	CLOSED	Beagley, Joe	HO25, Former corner of Pier 26 shed	06/27/2019 07:40	7728	HONOLULU HARBOR	INLET STATUS	SDIHO243522	424	Followup Work Required
12318	Storm Inlet Insp Comprehensive	06/28/2019 08:00	McLean, Robert	CLOSED		HO25, Former corner of Pier 26 shed	08/9/2019 10:33	7888	HONOLULU HARBOR	INLET STATUS	SDIHO243522	424	Followup Work Not Required
12223	Storm Inlet Insp Comprehensive	07/17/2019 01:11	McLean, Robert	CLOSED		pier 15 scuppers	07/19/2019 09:52	7775	HONOLULU HARBOR	INLET STATUS	SDIHO154357	4357	Followup Work Not Required
12282	Storm Inlet Insp Comprehensive	07/17/2019 12:00	McLean, Robert	0 - INITIATED		HO60, Keehi Industrial Lots		7781	HONOLULU HARBOR	OPEN LINE STATUS	SDOHO609165	72	
12092	Storm Inlet Insp Comprehensive	07/19/2019 06:35	McLean, Robert	CLOSED		HO38, Commercial Fishing Village	07/19/2019 09:26	7765	HONOLULU HARBOR	INLET STATUS	SDIHO384816	38	Followup Work Not Required
12095	Storm Inlet Insp Comprehensive	07/19/2019 06:47	McLean, Robert	CLOSED		HO38, Commercial Fishing Village	07/19/2019 09:40	7765	HONOLULU HARBOR	INLET STATUS	SDIHO384820	37	Followup Work Not Required
12088	Storm Inlet Insp Comprehensive	07/19/2019 07:00	McLean, Robert	CLOSED		HO38, Commercial Fishing Village	07/19/2019 09:47	7765	HONOLULU HARBOR	INLET STATUS	SDIHO384806	41	Followup Work Not Required
12217	Storm Inlet Insp Comprehensive	07/19/2019 07:00	McLean, Robert	CLOSED		pier 15 scuppers	07/19/2019 09:59	7775	HONOLULU HARBOR	INLET STATUS	SDIHO154366	4366	Followup Work Not Required
12218	Storm Inlet Insp Comprehensive	07/19/2019 07:00	McLean, Robert	CLOSED		pier 15 scuppers	07/19/2019 09:59	7775	HONOLULU HARBOR	INLET STATUS	SDIHO154365	4365	Followup Work Not Required
12219	Storm Inlet Insp Comprehensive	07/19/2019 07:00	McLean, Robert	CLOSED		pier 15 scuppers	07/19/2019 10:00	7775	HONOLULU HARBOR	INLET STATUS	SDIHO154363	4363	Followup Work Not Required
12220	Storm Inlet Insp Comprehensive	07/19/2019 07:00	McLean, Robert	CLOSED		pier 15 scuppers	07/19/2019 10:00	7775	HONOLULU HARBOR	INLET STATUS	SDIHO154364	4364	Followup Work Not Required
12221	Storm Inlet Insp Comprehensive	07/19/2019 07:00	McLean, Robert	CLOSED		pier 15 scuppers	07/19/2019 10:00	7775	HONOLULU HARBOR	INLET STATUS	SDIHO154360	4360	Followup Work Not Required
12222	Storm Inlet Insp Comprehensive	07/19/2019 07:00	McLean, Robert	CLOSED		pier 15 scuppers	07/19/2019 10:00	7775	HONOLULU HARBOR	INLET STATUS	SDIHO154361	4361	Followup Work Not Required
12224	Storm Inlet Insp Comprehensive	07/19/2019 07:00	McLean, Robert	CLOSED		pier 15 scuppers	07/19/2019 10:00	7775	HONOLULU HARBOR	INLET STATUS	SDIHO154359	4359	Followup Work Not Required
12225	Storm Inlet Insp Comprehensive	07/19/2019 07:00	McLean, Robert	CLOSED		Pier 12	07/19/2019 10:01	7775	HONOLULU HARBOR	INLET STATUS	SDIHO123959	3958	Followup Work Not Required
12226	Storm Inlet Insp Comprehensive	07/19/2019 07:00	McLean, Robert	CLOSED		Pier 12	07/19/2019 10:01	7775	HONOLULU HARBOR	INLET STATUS	SDIHO123957	3957	Followup Work Not Required
12315	Storm Inlet Insp Comprehensive	08/12/2019 06:30	McLean, Robert	CLOSED	Zhang, Joy	HO25, Pier 25	08/12/2019 09:59	7885	HONOLULU HARBOR	INLET STATUS	SDIHO243502	685	Followup Work Required
12320	Storm Inlet Insp Comprehensive	08/12/2019 07:00	McLean, Robert	CLOSED		HO26, Former Pier 26 Transit Shed	08/12/2019 10:12	7891	HONOLULU HARBOR	INLET STATUS	SDIHO263552	412	Followup Work Not Required
12314	Storm Inlet Insp Comprehensive	08/12/2019 07:12	McLean, Robert	CLOSED		HO26, Pier 26	08/12/2019 10:31	7884	HONOLULU HARBOR	INLET STATUS	SDIHO263572	419	Followup Work Required
12319	Storm Inlet Insp Comprehensive	08/12/2019 07:15	McLean, Robert	CLOSED		HO26, Former Pier 26 Transit Shed	08/12/2019 10:20	7890	HONOLULU HARBOR	INLET STATUS	SDIHO263556	417	Followup Work Not Required
12317	Storm Inlet Insp Comprehensive	08/12/2019 07:26	McLean, Robert	CLOSED		HO26, Pier 26	08/12/2019 10:39	7887	HONOLULU HARBOR	INLET STATUS	SDIHO263592	136	Followup Work Not Required
12325	Storm Inlet Insp Comprehensive	08/12/2019 07:54	McLean, Robert	CLOSED		HO29, Pier 29 yard	08/12/2019 10:51	7896	HONOLULU HARBOR	INLET STATUS	SDIHO293612	723	Followup Work Not Required

Inspection Id	Inspection Type	Date Inspected	Inspected By	Status	Submit To	Location	Finish Date	Work Order Id	District	Entity Type	Entity Uid	Entity Sid	Resolution
12316	Storm Inlet Insp Comprehensive	08/12/2019 08:10	McLean, Robert	CLOSED		HO24, Pier 24 near north corner	08/12/2019 11:05	7886	HONOLULU HARBOR	INLET STATUS	SDIHO243242	415	Followup Work Not Required
12189	Storm Inlet Insp Comprehensive	08/12/2019 09:00	McLean, Robert	CLOSED	Beagley, Joe	HO18, Pier 18 roadway and parking area	08/12/2019 11:25	7771	HONOLULU HARBOR	INLET STATUS	SDIHO182422	367	Followup Work Required
12189	Storm Inlet Insp Comprehensive	08/12/2019 09:00	McLean, Robert	CLOSED	Beagley, Joe	HO18, Pier 18 roadway and parking area	08/12/2019 11:25	8216	HONOLULU HARBOR	INLET STATUS	SDIHO182422	367	Followup Work Required
12188	Storm Inlet Insp Comprehensive	08/12/2019 09:30	McLean, Robert	CLOSED		HO18, Pier 18 roadway and parking area	08/12/2019 11:34	7771	HONOLULU HARBOR	INLET STATUS	SDIHO182420	369	Followup Work Not Required
12261	Storm Inlet Insp Comprehensive	08/14/2019 06:32	McLean, Robert	CLOSED	Bautista, Frederick PS	HO51C, Sand Island	08/21/2019 02:00	7779	HONOLULU HARBOR	OPEN LINE STATUS	SDOHO518031	131	
12297	Storm Inlet Insp Comprehensive	08/15/2019 06:39	McLean, Robert	CLOSED		HO38, Commercial Fishing Village	08/15/2019 09:56	7844	HONOLULU HARBOR	INLET STATUS	SDIHO385154	52	Followup Work Not Required
12186	Storm Inlet Insp Comprehensive	08/15/2019 06:57	McLean, Robert	CLOSED		HO20, Pier 19 Ferry Terminal	08/15/2019 09:43	7771	HONOLULU HARBOR	INLET STATUS	SDIHO202580	382	Followup Work Not Required
12183	Storm Inlet Insp Comprehensive	08/15/2019 07:15	McLean, Robert	CLOSED		HO20, Pier 19 Ferry Terminal	08/15/2019 10:36	7771	HONOLULU HARBOR	INLET STATUS	SDIHO202582	384	Followup Work Not Required
12184	Storm Inlet Insp Comprehensive	08/15/2019 07:16	McLean, Robert	CLOSED		HO20, Pier 19 Ferry Terminal pakring	08/15/2019 10:40	7771	HONOLULU HARBOR	INLET STATUS	SDIHO202584	396	Followup Work Not Required
12187	Storm Inlet Insp Comprehensive	08/15/2019 07:19	McLean, Robert	CLOSED		HO19, Ferry Terminal parking lot at Pier 19	08/15/2019 10:52	7771	HONOLULU HARBOR	INLET STATUS	SDIHO192504	380	Followup Work Not Required
12293	Storm Inlet Insp Comprehensive	08/15/2019 08:09	McLean, Robert	CLOSED		pier 35 UH facility	08/15/2019 02:12	7783	HONOLULU HARBOR	OPEN LINE STATUS	SDOHO350003	226	Followup Work Not Required
12207	Storm Inlet Insp Comprehensive	08/15/2019 09:00	McLean, Robert	CLOSED		Pier 35 UH facility	08/15/2019 02:05	7772	HONOLULU HARBOR	INLET STATUS	SDIHO344362	471	Followup Work Not Required
12200	Storm Inlet Insp Comprehensive	08/2/2019 10:00	McLean, Robert	CLOSED		HO34, Pier 34	08/8/2019 12:42	7772	HONOLULU HARBOR	INLET STATUS	SDIHO344302	535	Followup Work Not Required
12311	Storm Inlet Insp Comprehensive	08/20/2019 06:30	Bautista, Frederick PS	CLOSED	Bautista, Frederick PS	HO53, Matson Facilities and Management Building	08/29/2019 08:05	7862	HONOLULU HARBOR	OPEN LINE STATUS	SDOHO528771	222	
12313	Storm Inlet Insp Comprehensive	08/27/2019 09:55	Bautista, Frederick PS	CLOSED	Bautista, Frederick PS	HO27, Pier 27	08/27/2019 10:30	7883	HONOLULU HARBOR	INLET STATUS	SDIHO273632	201	Followup Work Not Required
12310	Storm Inlet Insp Comprehensive	08/27/2019 11:45	Bautista, Frederick PS	CLOSED	Bautista, Frederick PS	HO53, Matson CFS	08/27/2019 11:45	7861	HONOLULU HARBOR	INLET STATUS	SDIHO538890	721	Followup Work Not Required
12308	Storm Inlet Insp Comprehensive	08/29/2019 06:30	Bautista, Frederick PS	CLOSED	Shimizu, Paul	HO40, Young Brothers entrance	08/29/2019 07:00	7855	HONOLULU HARBOR	INLET STATUS	SDIHO405610	541	
12321	Storm Inlet Insp Comprehensive	08/29/2019 08:15	Bautista, Frederick PS	CLOSED	Bautista, Frederick PS	HO32, BEI Pier 32 Caustic Soda Storage	08/29/2019 08:35	7892	HONOLULU HARBOR	INLET STATUS	SDIHO324246	213	

Inspection Id	Inspection Type	Date Inspected	Inspected By	Status	Submit To	Location	Finish Date	Work Order Id	District	Entity Type	Entity Uid	Entity Sid	Resolution
12322	Storm Inlet Insp Comprehensive	08/29/2019 08:35	Bautista, Frederick PS	CLOSED	Bautista, Frederick PS	HO32, PENCO/BEI yard	08/29/2019 08:35	7893	HONOLULU HARBOR	INLET STATUS	SDIHO324244	224	
12323	Storm Inlet Insp Comprehensive	08/29/2019 08:55	Bautista, Frederick PS	CLOSED	Bautista, Frederick PS	HO32, PENCO/BEI yard	08/29/2019 09:15	7894	HONOLULU HARBOR	INLET STATUS	SDIHO324242	215	
12324	Storm Inlet Insp Comprehensive	08/29/2019 09:15	Bautista, Frederick PS	CLOSED	Bautista, Frederick PS	HO32, BEI/PENCO yard	08/29/2019 09:35	7895	HONOLULU HARBOR	INLET STATUS	SDIHO324264	552	
12094	Storm Inlet Insp Comprehensive	08/5/2019 06:57	McLean, Robert	CLOSED		HO38, Commercial Fishing Village	08/5/2019 11:03	7765	HONOLULU HARBOR	INLET STATUS	SDIHO384710	35	Followup Work Not Required
12093	Storm Inlet Insp Comprehensive	08/5/2019 07:17	McLean, Robert	CLOSED		HO38, Commercial Fishing Village	08/5/2019 11:14	7765	HONOLULU HARBOR	INLET STATUS	SDIHO384708	45	Followup Work Not Required
12091	Storm Inlet Insp Comprehensive	08/5/2019 07:28	McLean, Robert	CLOSED		HO38, Commercial Fishing Village	08/5/2019 11:27	7765	HONOLULU HARBOR	INLET STATUS	SDIHO384706	44	Followup Work Not Required
12089	Storm Inlet Insp Comprehensive	08/5/2019 07:48	McLean, Robert	CLOSED		H38, Commercial Fishing Village	08/5/2019 11:35	7765	HONOLULU HARBOR	INLET STATUS	SDIHO385102	46	Followup Work Not Required
12086	Storm Inlet Insp Comprehensive	08/5/2019 07:50	McLean, Robert	CLOSED		HO38, Commercial Fishing Village	08/5/2019 11:44	7765	HONOLULU HARBOR	INLET STATUS	SDIHO384902	47	Followup Work Not Required
12296	Storm Inlet Insp Comprehensive	08/5/2019 08:00	McLean, Robert	CLOSED		HO38, Commercial Fishing Village	08/5/2019 11:40	7843	HONOLULU HARBOR	INLET STATUS	SDIHO385152	51	Followup Work Required
12097	Storm Inlet Insp Comprehensive	08/5/2019 08:12	McLean, Robert	CLOSED		HO38, Commercial Fishing Village	08/5/2019 12:12	7765	HONOLULU HARBOR	INLET STATUS	SDIHO384608	33	Followup Work Not Required
12090	Storm Inlet Insp Comprehensive	08/5/2019 08:30	McLean, Robert	CLOSED		HO38, Commercial Fishing Village	08/5/2019 11:31	7765	HONOLULU HARBOR	INLET STATUS	SDIHO384808	42	Followup Work Not Required
12096	Storm Inlet Insp Comprehensive	08/5/2019 08:32	McLean, Robert	CLOSED		HO38, Commercial Fishing Village	08/5/2019 12:16	7765	HONOLULU HARBOR	INLET STATUS	SDIHO384606	34	Followup Work Not Required
12087	Storm Inlet Insp Comprehensive	08/5/2019 08:40	McLean, Robert	CLOSED		HO38, Commercial Fishing Village	08/5/2019 11:30	7765	HONOLULU HARBOR	INLET STATUS	SDIHO384704	43	Followup Work Not Required
12074	Storm Inlet Insp Comprehensive	08/5/2019 08:53	McLean, Robert	CLOSED		HO38, Commercial Fishing Village	08/5/2019 11:49	7763	HONOLULU HARBOR	OPEN LINE STATUS	SDOHO385059	3	Followup Work Not Required
12307	Storm Inlet Insp Comprehensive	08/5/2019 09:13	McLean, Robert	CLOSED		HO34, Pier 34	08/5/2019 12:22	7854	HONOLULU HARBOR	INLET STATUS	SDIHO344352	470	Followup Work Not Required
12206	Storm Inlet Insp Comprehensive	08/5/2019 09:18	McLean, Robert	CLOSED		HO34, Pier 34	08/5/2019 12:28	7772	HONOLULU HARBOR	INLET STATUS	SDIHO344322	536	Followup Work Not Required
12205	Storm Inlet Insp Comprehensive	08/5/2019 09:29	McLean, Robert	CLOSED		HO34, Pier 34	08/5/2019 12:33	7772	HONOLULU HARBOR	INLET STATUS	SDIHO344312	466	Followup Work Not Required
12203	Storm Inlet Insp Comprehensive	08/5/2019 09:34	McLean, Robert	CLOSED		HO33,	08/5/2019 12:53	7772	HONOLULU HARBOR	INLET STATUS	SDIHO344326	468	Followup Work Not Required
12202	Storm Inlet Insp Comprehensive	08/5/2019 09:39	McLean, Robert	CLOSED		HO33,	08/5/2019 12:49	7772	HONOLULU HARBOR	INLET STATUS	SDIHO344324	469	Followup Work Not Required
12201	Storm Inlet Insp Comprehensive	08/5/2019 09:40	McLean, Robert	CLOSED		HO32,	08/5/2019 01:02	7772	HONOLULU HARBOR	INLET STATUS	SDIHO324208	457	Followup Work Not Required
12204	Storm Inlet Insp Comprehensive	08/5/2019 09:43	McLean, Robert	CLOSED		HO33,	08/5/2019 12:57	7772	HONOLULU HARBOR	INLET STATUS	SDIHO344328	467	Followup Work Not Required

Inspection Id	Inspection Type	Date Inspected	Inspected By	Status	Submit To	Location	Finish Date	Work Order Id	District	Entity Type	Entity Uid	Entity Sid	Resolution
12298	Storm Inlet Insp Comprehensive	08/7/2019 06:00	McLean, Robert	CLOSED		HO23, DHX yard; Former molasses tank farm at Pier 19	08/7/2019 10:02	7845	HONOLULU HARBOR	INLET STATUS	SDIHO232442	376	Followup Work Not Required
12302	Storm Inlet Insp Comprehensive	08/7/2019 06:30	McLean, Robert	CLOSED	Zhang, Joy	HO19, Pier 19 shed	08/7/2019 12:22	7849	HONOLULU HARBOR	INLET STATUS	SDIHO192484	700	Followup Work Required
12299	Storm Inlet Insp Comprehensive	08/7/2019 07:00	McLean, Robert	CLOSED		HO23, DHX yard; Former molasses tank farm at Pier 19	08/7/2019 10:11	7846	HONOLULU HARBOR	INLET STATUS	SDIHO232438	373	Followup Work Not Required
12300	Storm Inlet Insp Comprehensive	08/7/2019 07:15	McLean, Robert	CLOSED		HO23, DHX yard; Former molasses tank farm at Pier 19	08/7/2019 10:19	7847	HONOLULU HARBOR	INLET STATUS	SDIHO232440	372	Followup Work Not Required
12174	Storm Inlet Insp Comprehensive	08/7/2019 07:30	McLean, Robert	CLOSED		HO20, Warehouse No. 8	08/7/2019 10:41	7771	HONOLULU HARBOR	INLET STATUS	SDIHO202674	381	Followup Work Not Required
12301	Storm Inlet Insp Comprehensive	08/7/2019 07:30	McLean, Robert	CLOSED		HO23, DHX yard; Former molasses tank farm at Pier 19	08/7/2019 10:38	7848	HONOLULU HARBOR	INLET STATUS	SDIHO232448	374	Followup Work Not Required
12175	Storm Inlet Insp Comprehensive	08/7/2019 07:45	McLean, Robert	CLOSED		HO20, Warehouse No. 6	08/7/2019 10:48	7771	HONOLULU HARBOR	INLET STATUS	SDIHO202672	388	Followup Work Not Required
12173	Storm Inlet Insp Comprehensive	08/7/2019 07:50	McLean, Robert	CLOSED		HO20, Warehouse No. 6	08/7/2019 10:55	7771	HONOLULU HARBOR	INLET STATUS	SDIHO202670	386	Followup Work Not Required
12172	Storm Inlet Insp Comprehensive	08/7/2019 07:55	McLean, Robert	CLOSED		HO20, Warehouse No. 6	08/7/2019 11:10	7771	HONOLULU HARBOR	INLET STATUS	SDIHO202664	389	Followup Work Not Required
12176	Storm Inlet Insp Comprehensive	08/7/2019 07:55	McLean, Robert	CLOSED		HO20, Warehouse No. 6	08/7/2019 10:57	7771	HONOLULU HARBOR	INLET STATUS	SDIHO202666	387	Followup Work Not Required
12177	Storm Inlet Insp Comprehensive	08/7/2019 08:00	McLean, Robert	CLOSED		HO20, Warehouse No. 6	08/7/2019 11:16	7771	HONOLULU HARBOR	INLET STATUS	SDIHO202662	292	Followup Work Not Required
12178	Storm Inlet Insp Comprehensive	08/7/2019 08:05	McLean, Robert	CLOSED		HO20, Warehouse No. 6	08/7/2019 11:19	7771	HONOLULU HARBOR	INLET STATUS	SDIHO202660	390	Followup Work Not Required
12179	Storm Inlet Insp Comprehensive	08/7/2019 08:10	McLean, Robert	CLOSED		HO20, Warehouse No. 6	08/7/2019 11:21	7771	HONOLULU HARBOR	INLET STATUS	SDIHO202658	391	Followup Work Not Required
12181	Storm Inlet Insp Comprehensive	08/7/2019 08:20	McLean, Robert	CLOSED		HO20, Warehouse No. 6	08/7/2019 11:23	7771	HONOLULU HARBOR	INLET STATUS	SDIHO202656	724	Followup Work Not Required
12180	Storm Inlet Insp Comprehensive	08/7/2019 08:25	McLean, Robert	CLOSED		HO20, Warehouse No. 6	08/7/2019 11:24	7771	HONOLULU HARBOR	INLET STATUS	SDIHO202654	725	Followup Work Not Required
12182	Storm Inlet Insp Comprehensive	08/7/2019 08:30	McLean, Robert	CLOSED		HO20, Warehouse No. 6	08/7/2019 11:24	7771	HONOLULU HARBOR	INLET STATUS	SDIHO202652	728	Followup Work Not Required
12185	Storm Inlet Insp Comprehensive	08/7/2019 08:36	McLean, Robert	CLOSED		HO20, Warehouse No. 6 parking lot at Pier 20	08/7/2019 11:26	7771	HONOLULU HARBOR	INLET STATUS	SDIHO202704	385	Followup Work Not Required
12291	Storm Inlet Insp Comprehensive	08/7/2019 09:00	McLean, Robert	CLOSED		HO20, Ferry Terminal	08/7/2019 11:27	7783	HONOLULU HARBOR	OPEN LINE STATUS	SDOHO202701	205	Followup Work Not Required
12303	Storm Inlet Insp Comprehensive	08/7/2019 11:45	McLean, Robert	CLOSED		HO30,	08/7/2019 12:30	7850	HONOLULU HARBOR	INLET STATUS	SDIHO313924	520	Followup Work Not Required
12309	Storm Inlet Insp Comprehensive	08/7/2019 11:45	McLean, Robert	CLOSED		HO30,	08/7/2019 12:29	7856	HONOLULU HARBOR	INLET STATUS	SDIHO313904	521	Followup Work Not Required

Inspection Id	Inspection Type	Date Inspected	Inspected By	Status	Submit To	Location	Finish Date	Work Order Id	District	Entity Type	Entity Uid	Entity Sid	Resolution
12305	Storm Inlet Insp Comprehensive	08/8/2019 06:30	McLean, Robert	CLOSED	Zhang, Joy	HO32,	08/8/2019 11:47	7852	HONOLULU HARBOR	INLET STATUS	SDIHO314162	462	Followup Work Required
12304	Storm Inlet Insp Comprehensive	08/8/2019 07:12	McLean, Robert	CLOSED		HO31,	08/8/2019 08:13	7851	HONOLULU HARBOR	INLET STATUS	SDIHO314152	704	Followup Work Not Required
12191	Storm Inlet Insp Comprehensive	08/8/2019 08:24	McLean, Robert	CLOSED		HO32,	08/8/2019 08:26	7772	HONOLULU HARBOR	INLET STATUS	SDIHO324182	465	Followup Work Not Required
12193	Storm Inlet Insp Comprehensive	08/8/2019 08:37	McLean, Robert	CLOSED		HO32,	08/8/2019 08:39	7772	HONOLULU HARBOR	INLET STATUS	SDIHO324234	459	Followup Work Required
12192	Storm Inlet Insp Comprehensive	08/8/2019 08:54	McLean, Robert	CLOSED		HO32,	08/8/2019 08:55	7772	HONOLULU HARBOR	INLET STATUS	SDIHO324262	456	Followup Work Not Required
12306	Storm Inlet Insp Comprehensive	08/8/2019 08:59	McLean, Robert	CLOSED		HO32,	08/8/2019 09:01	7853	HONOLULU HARBOR	INLET STATUS	SDIHO324236	458	Followup Work Not Required
12196	Storm Inlet Insp Comprehensive	08/8/2019 09:00	McLean, Robert	CLOSED		HO31, Pier 31 yard	08/8/2019 12:35	7772	HONOLULU HARBOR	INLET STATUS	SDIHO314016	449	Followup Work Not Required
12292	Storm Inlet Insp Comprehensive	08/8/2019 09:07	McLean, Robert	CLOSED		HO31, Pier 31 yard	08/8/2019 12:33	7783	HONOLULU HARBOR	OPEN LINE STATUS	SDOHO314109	158	Followup Work Not Required
12198	Storm Inlet Insp Comprehensive	08/8/2019 09:55		CLOSED		HO31,	08/8/2019 12:36	7772	HONOLULU HARBOR	INLET STATUS	SDIHO313962	551	Followup Work Not Required
12195	Storm Inlet Insp Comprehensive	08/8/2019 10:10	McLean, Robert	CLOSED		HO31,	08/8/2019 12:37	7772	HONOLULU HARBOR	INLET STATUS	SDIHO314136	447	Followup Work Not Required
12197	Storm Inlet Insp Comprehensive	08/8/2019 10:25	McLean, Robert	CLOSED		HO31,	08/8/2019 12:38	7772	HONOLULU HARBOR	INLET STATUS	SDIHO314134	444	Followup Work Not Required
12194	Storm Inlet Insp Comprehensive	08/8/2019 10:30	McLean, Robert	CLOSED		HO31,	08/8/2019 12:38	7772	HONOLULU HARBOR	INLET STATUS	SDIHO314132	448	Followup Work Not Required
12199	Storm Inlet Insp Comprehensive	08/8/2019 10:40	McLean, Robert	CLOSED		HO31, Pier 31 entrance road	08/8/2019 12:39	7772	HONOLULU HARBOR	INLET STATUS	SDIHO313966	443	Followup Work Not Required
12138	Storm Inlet Insp Comprehensive	08/9/2019 07:15	McLean, Robert	CLOSED		HO51A, Sand Island	08/9/2019 10:18	7767	HONOLULU HARBOR	INLET STATUS	SDIHO517852	65	Followup Work Not Required
12135	Storm Inlet Insp Comprehensive	08/9/2019 07:39	McLean, Robert	CLOSED		HO51B,	08/9/2019 10:14	7767	HONOLULU HARBOR	INLET STATUS	SDIHO518082	87	Followup Work Not Required
12137	Storm Inlet Insp Comprehensive	08/9/2019 07:50	McLean, Robert	CLOSED		HO51A, Horizon Lines	08/9/2019 10:21	7767	HONOLULU HARBOR	INLET STATUS	SDIHO517882	67	Followup Work Not Required
12136	Storm Inlet Insp Comprehensive	08/9/2019 08:00	McLean, Robert	CLOSED		HO51A, Sand Island	08/9/2019 10:24	7767	HONOLULU HARBOR	INLET STATUS	SDIHO517962	68	Followup Work Not Required
12397	Storm Inlet Insp Comprehensive	09/11/2019 07:00	Bautista, Frederick PS	CLOSED	Shimizu, Paul	HO22,	09/11/2019 07:20	8020	HONOLULU HARBOR	INLET STATUS	SDIHO222802	703	
12392	Storm Inlet Insp Comprehensive	09/11/2019 07:20	Bautista, Frederick PS	CLOSED	Shimizu, Paul	HO21, Pier 21 between Pier 21 Shed and Hawaiian Tug and Barge	09/11/2019 07:40	8020	HONOLULU HARBOR	INLET STATUS	SDIHO212792	358	
12396	Storm Inlet Insp Comprehensive	09/11/2019 07:20	Bautista, Frederick PS	CLOSED	Shimizu, Paul	HO23, Warehouse #6	09/11/2019 07:40	8020	HONOLULU HARBOR	INLET STATUS	SDIHO222806	702	

Inspection Id	Inspection Type	Date Inspected	Inspected By	Status	Submit To	Location	Finish Date	Work Order Id	District	Entity Type	Entity Uid	Entity Sid	Resolution
12394	Storm Inlet Insp Comprehensive	09/11/2019 07:40	Bautista, Frederick PS	CLOSED	Shimizu, Paul	HO20, Warehouse No. 6	09/11/2019 08:00	8020	HONOLULU HARBOR	INLET STATUS	SDIHO202642	395	
12393	Storm Inlet Insp Comprehensive	09/11/2019 08:00	Bautista, Frederick PS	CLOSED	Shimizu, Paul	HO20, Warehouse No. 6	09/11/2019 08:20	8020	HONOLULU HARBOR	INLET STATUS	SDIHO202646	394	
12395	Storm Inlet Insp Comprehensive	09/11/2019 08:20	Bautista, Frederick PS	CLOSED	Shimizu, Paul	HO21, Southwest corner of ferry parking lot near across Warehouse 6 and Pier 21 building.	09/11/2019 08:40	8020	HONOLULU HARBOR	INLET STATUS	SDIHO202700	416	
12242	Storm Inlet Insp Comprehensive	09/14/2019 06:30	Gomes, Gregory	CLOSED	Shimizu, Paul	BP05, Yard 5	09/14/2019 02:00	7778	KALAELOA BARBERS POINT HARBOR	OPEN LINE STATUS	SDOBP05002C	10	Followup Work Not Required
12243	Storm Inlet Insp Comprehensive	09/14/2019 10:00	Gomes, Gregory	CLOSED	Shimizu, Paul	BP05, Storage Yard S-4	09/14/2019 02:00	7778	KALAELOA BARBERS POINT HARBOR	OPEN LINE STATUS	SDOBP05002F	14	
12239	Storm Inlet Insp Comprehensive	09/21/2019 12:00	Gomes, Gregory	CLOSED		BP06, Yard 6	09/23/2019 10:37	7778	KALAELOA BARBERS POINT HARBOR	OPEN LINE STATUS	SDOBP05002I	8	Followup Work Not Required
12330	Storm Inlet Insp Comprehensive	09/4/2019 06:30	Bautista, Frederick PS	CLOSED	Shimizu, Paul	HO51, Sand Island	09/4/2019 11:00	7918	HONOLULU HARBOR	INLET STATUS	SDIHO518026	118	
12327	Storm Inlet Insp Comprehensive	09/4/2019 07:10	Bautista, Frederick PS	CLOSED	Shimizu, Paul	HO51,	09/4/2019 07:50	7915	HONOLULU HARBOR	INLET STATUS	SDIHO518004	84	
12326	Storm Inlet Insp Comprehensive	09/4/2019 07:50	Bautista, Frederick PS	CLOSED	Shimizu, Paul	HO51, Horizon Lines	09/4/2019 08:30	7914	HONOLULU HARBOR	INLET STATUS	SDIHO518010	79	
12331	Storm Inlet Insp Comprehensive	09/4/2019 08:30	Bautista, Frederick PS	CLOSED	Shimizu, Paul	HO51, Horizon Lines	09/4/2019 09:10	7919	HONOLULU HARBOR	INLET STATUS	SDIHO517926	204	
12328	Storm Inlet Insp Comprehensive	09/4/2019 09:10	Bautista, Frederick PS	CLOSED	Shimizu, Paul	HO51, Horizon Lines	09/4/2019 09:50	7916	HONOLULU HARBOR	INLET STATUS	SDIHO517900	75	
12333	Storm Inlet Insp Comprehensive	09/4/2019 09:10	Bautista, Frederick PS	CLOSED	Shimizu, Paul	HO51, Horizon Lines	09/4/2019 09:50	7921	HONOLULU HARBOR	INLET STATUS	SDIHO517896	73	
12329	Storm Inlet Insp Comprehensive	09/4/2019 09:50	Bautista, Frederick PS	CLOSED	Shimizu, Paul	HO51, Horizon Lines	09/4/2019 10:30	7917	HONOLULU HARBOR	INLET STATUS	SDIHO517892	72	

Inspection Id	Inspection Type	Date Inspected	Inspected By	Status	Submit To	Location	Finish Date	Work Order Id	District	Entity Type	Entity Uid	Entity Sid	Resolution
12332	Storm Inlet Insp Comprehensive	09/4/2019 10:30	Bautista, Frederick PS	CLOSED	Shimizu, Paul	HO51A, Horizon Lines	09/4/2019 11:10	7920	HONOLULU HARBOR	INLET STATUS	SDIHO517884	80	
12342	Storm Inlet Insp Comprehensive	09/5/2019 06:30	Bautista, Frederick PS	CLOSED	Shimizu, Paul	HO18, Pier 18	09/6/2019 06:50	7939	HONOLULU HARBOR	INLET STATUS	SDIHO182308	363	
12343	Storm Inlet Insp Comprehensive	09/5/2019 06:50	Bautista, Frederick PS	CLOSED	Shimizu, Paul	HO18, Pier 18	09/5/2019 07:10	7939	HONOLULU HARBOR	INLET STATUS	SDIHO182306	439	
12343	Storm Inlet Insp Comprehensive	09/5/2019 06:50	Bautista, Frederick PS	CLOSED	Shimizu, Paul	HO18, Pier 18	09/5/2019 07:10	8215	HONOLULU HARBOR	INLET STATUS	SDIHO182306	439	
12344	Storm Inlet Insp Comprehensive	09/5/2019 07:10	Bautista, Frederick PS	CLOSED	Shimizu, Paul	HO18, Pier 18, Harbors Division Custodial Unit	09/5/2019 07:30	7939	HONOLULU HARBOR	INLET STATUS	SDIHO182320	366	
12345	Storm Inlet Insp Comprehensive	09/5/2019 07:30	Bautista, Frederick PS	CLOSED	Shimizu, Paul	HO18, Pier 18	09/5/2019 07:50	7939	HONOLULU HARBOR	INLET STATUS	SDIHO182304	364	
12346	Storm Inlet Insp Comprehensive	09/5/2019 07:50	Bautista, Frederick PS	CLOSED	Shimizu, Paul	HO18, Pier 18 Hawaii Pilots Association	09/5/2019 08:10	7939	HONOLULU HARBOR	INLET STATUS	SDIHO182302	365	
12359	Storm Inlet Insp Comprehensive	09/5/2019 08:10	Bautista, Frederick PS	CLOSED	Shimizu, Paul	HO18, Pier 18	09/5/2019 08:30	7947	HONOLULU HARBOR	INLET STATUS	SDIHO182310	360	
12349	Storm Inlet Insp Comprehensive	09/5/2019 08:50	Bautista, Frederick PS	CLOSED	Shimizu, Paul	HO23, McCabe, Hamilton and Renny, The Stevedores	09/5/2019 09:10	7943	HONOLULU HARBOR	INLET STATUS	SDIHO233010	405	
12350	Storm Inlet Insp Comprehensive	09/5/2019 09:10	Bautista, Frederick PS	CLOSED	Shimizu, Paul	HO23, road on Diamond Head side of Hawaiian Flour Mill silos	09/5/2019 09:30	7943	HONOLULU HARBOR	INLET STATUS	SDIHO233008	403	
12351	Storm Inlet Insp Comprehensive	09/5/2019 09:30	Bautista, Frederick PS	CLOSED	Shimizu, Paul	HO23, road on Diamond Head side of Hawaiian Flour Mill silos	09/5/2019 09:50	7943	HONOLULU HARBOR	INLET STATUS	SDIHO233006	404	
12352	Storm Inlet Insp Comprehensive	09/5/2019 09:50	Bautista, Frederick PS	CLOSED	Shimizu, Paul	HO23, road on Diamond Head side of Hawaiian Flour Mill silos	09/5/2019 10:10	7943	HONOLULU HARBOR	INLET STATUS	SDIHO233030	402	
12348	Storm Inlet Insp Comprehensive	09/5/2019 10:10	Bautista, Frederick PS	CLOSED	Shimizu, Paul	HO23, Roadway at northeast corner of Pier 23	09/5/2019 10:30	7943	HONOLULU HARBOR	INLET STATUS	SDIHO233002	406	
12353	Storm Inlet Insp Comprehensive	09/5/2019 10:30	Bautista, Frederick PS	CLOSED	Shimizu, Paul	HO23,	09/5/2019 10:50	7943	HONOLULU HARBOR	INLET STATUS	SDIHO233004	720	

Inspection Id	Inspection Type	Date Inspected	Inspected By	Status	Submit To	Location	Finish Date	Work Order Id	District	Entity Type	Entity Uid	Entity Sid	Resolution
12356	Storm Inlet Insp Comprehensive	09/6/2019 06:30	Bautista, Frederick PS	CLOSED	Shimizu, Paul	HO18, Parking lot between Pier 19 shed and Nimitz Highway	09/6/2019 06:45	7945	HONOLULU HARBOR	INLET STATUS	SDIHO182434	371	
12357	Storm Inlet Insp Comprehensive	09/6/2019 06:45	Bautista, Frederick PS	CLOSED	Shimizu, Paul	HO18, Pier 18 roadway and parking area	09/6/2019 07:00	7945	HONOLULU HARBOR	INLET STATUS	SDIHO182432	368	
12355	Storm Inlet Insp Comprehensive	09/6/2019 07:00	Bautista, Frederick PS	CLOSED	Shimizu, Paul	HO18, Pier 18 roadway and parking area	09/6/2019 07:15	7945	HONOLULU HARBOR	INLET STATUS	SDIHO182430	370	
12358	Storm Inlet Insp Comprehensive	09/6/2019 07:15	Bautista, Frederick PS	CLOSED	Shimizu, Paul	HO19, Pier 19 Shed	09/6/2019 07:30	7946	HONOLULU HARBOR	INLET STATUS	SDIHO192410	219	
12354	Storm Inlet Insp Comprehensive	09/6/2019 07:30	Bautista, Frederick PS	CLOSED	Shimizu, Paul	HO23, DHX yard	09/6/2019 07:50	7944	HONOLULU HARBOR	INLET STATUS	SDIHO232686	399	
12341	Storm Inlet Insp Comprehensive	09/6/2019 07:50	Bautista, Frederick PS	CLOSED	Shimizu, Paul	HO23, DHX yard; Former molasses tank farm at Pier 19	09/6/2019 08:10	7938	HONOLULU HARBOR	INLET STATUS	SDIHO232682	375	
12340	Storm Inlet Insp Comprehensive	09/6/2019 08:10	Bautista, Frederick PS	CLOSED	Shimizu, Paul	HO23, DHX yard; Former molasses tank farm at Pier 19	09/6/2019 08:30	7937	HONOLULU HARBOR	INLET STATUS	SDIHO232680	397	
12339	Storm Inlet Insp Comprehensive	09/6/2019 08:30	Bautista, Frederick PS	CLOSED	Shimizu, Paul	HO23, Warehouse #8	09/6/2019 08:50	7936	HONOLULU HARBOR	INLET STATUS	SDIHO232678	223	
12215	Storm Inlet Insp Comprehensive	10/1/2019 06:30	McLean, Robert	CLOSED		HO52, CEM Building	10/1/2019 11:07	7774	HONOLULU HARBOR	INLET STATUS	SDIHO528710	676	Followup Work Not Required
12338	Storm Inlet Insp Comprehensive	10/1/2019 06:38	McLean, Robert	CLOSED		HO52, CEM Building	10/1/2019 10:21	7932	HONOLULU HARBOR	INLET STATUS	SDIHO528710	676	Followup Work Not Required
12337	Storm Inlet Insp Comprehensive	10/1/2019 06:44	McLean, Robert	CLOSED		HO52, CEM Building	10/1/2019 10:29	7931	HONOLULU HARBOR	INLET STATUS	SDIHO528712	677	Followup Work Not Required
12114	Storm Inlet Insp Comprehensive	10/1/2019 06:50	McLean, Robert	CLOSED		HO52, CEM Building	10/1/2019 11:05	7766	HONOLULU HARBOR	INLET STATUS	SDIHO528712	677	Followup Work Not Required
12335	Storm Inlet Insp Comprehensive	10/1/2019 06:55	McLean, Robert	CLOSED		HO52, CEM Building	10/1/2019 10:37	7929	HONOLULU HARBOR	INLET STATUS	SDIHO528714	678	Followup Work Not Required
12336	Storm Inlet Insp Comprehensive	10/1/2019 07:02	Martello, Mitchell	CLOSED		HO52, CEM Building	10/1/2019 11:17	7930	HONOLULU HARBOR	INLET STATUS	SDIHO528716	679	Followup Work Not Required
12334	Storm Inlet Insp Comprehensive	10/1/2019 07:05		CLOSED		HO52, CEM Building	10/1/2019 07:07	7928	HONOLULU HARBOR	INLET STATUS	SDIHO528718	680	
12102	Storm Inlet Insp Comprehensive	10/1/2019 07:10	McLean, Robert	CLOSED		HO52, CEM Building	10/1/2019 11:23	7766	HONOLULU HARBOR	INLET STATUS	SDIHO528718	680	Followup Work Not Required

Inspection Id	Inspection Type	Date Inspected	Inspected By	Status	Submit To	Location	Finish Date	Work Order Id	District	Entity Type	Entity Uid	Entity Sid	Resolution
12098	Storm Inlet Insp Comprehensive	10/1/2019 07:14	McLean, Robert	0 - INITIATED		HO52, Matson Facilities and Management building (formerly CEM or Container Equipment Maintenance facility)		7766	HONOLULU HARBOR	INLET STATUS	SDIHO528730	692	Followup Work Required
12262	Storm Inlet Insp Comprehensive	10/1/2019 07:23	McLean, Robert	CLOSED		HO53, Matson Facilities and Management Building	11/19/2019 01:48	7780	HONOLULU HARBOR	OPEN LINE STATUS	SDOHO528753	223	Followup Work Not Required
12103	Storm Inlet Insp Comprehensive	10/1/2019 08:00	McLean, Robert	CLOSED		HO52, CEM Building	10/1/2019 11:19	7766	HONOLULU HARBOR	INLET STATUS	SDIHO528716	679	Followup Work Not Required
12398	Storm Inlet Insp Comprehensive	10/1/2019 08:03	McLean, Robert	CLOSED		HO38, Commercial Fishing Village	10/1/2019 12:39	8033	HONOLULU HARBOR	OPEN LINE STATUS	SDOHO385059	3	Followup Work Not Required
12112	Storm Inlet Insp Comprehensive	10/15/2019 06:30	McLean, Robert	CLOSED		HO52, Matson parking lot along Sand Island Parkway	10/15/2019 07:49	7766	HONOLULU HARBOR	INLET STATUS	SDIHO528874	103	Followup Work Not Required
12112	Storm Inlet Insp Comprehensive	10/15/2019 06:30	McLean, Robert	CLOSED		HO52, Matson parking lot along Sand Island Parkway	10/15/2019 07:49	8116	HONOLULU HARBOR	INLET STATUS	SDIHO528874	103	Followup Work Not Required
12409	Storm Inlet Insp Comprehensive	10/15/2019 06:30	McLean, Robert	CLOSED		HO52, Matson parking lot along Sand Island Parkway	10/15/2019 08:11	8116	HONOLULU HARBOR	INLET STATUS	SDIHO528874	103	Followup Work Not Required
12275	Storm Inlet Insp Comprehensive	10/15/2019 06:45		CLOSED		HO52, Matson parking lot	10/15/2019 08:09	7780	HONOLULU HARBOR	OPEN LINE STATUS	SDOHO528877	185	Followup Work Not Required
12275	Storm Inlet Insp Comprehensive	10/15/2019 06:45		CLOSED		HO52, Matson parking lot	10/15/2019 08:09	8117	HONOLULU HARBOR	OPEN LINE STATUS	SDOHO528877	185	Followup Work Not Required
12075	Storm Inlet Insp Comprehensive	10/25/2019 07:00	McLean, Robert	CLOSED		BP07,	10/25/2019 12:26	7764	KALAELOA BARBERS POINT HARBOR	INLET STATUS	SDIBP077602	24	Followup Work Not Required
12076	Storm Inlet Insp Comprehensive	10/25/2019 07:00	McLean, Robert	CLOSED		BP07, Area 7	10/25/2019 12:27	7764	KALAELOA BARBERS POINT HARBOR	INLET STATUS	SDIBP077402	23	Followup Work Not Required
12078	Storm Inlet Insp Comprehensive	10/25/2019 07:00	McLean, Robert	CLOSED		BP07, Area 7	10/25/2019 12:31	7764	KALAELOA BARBERS POINT HARBOR	INLET STATUS	SDIBP077202	25	Followup Work Not Required
12080	Storm Inlet Insp Comprehensive	10/25/2019 07:00	McLean, Robert	CLOSED		BP07, Area 7	10/25/2019 12:30	7764	KALAELOA BARBERS POINT HARBOR	INLET STATUS	SDIBP077302	22	Followup Work Not Required

Inspection Id	Inspection Type	Date Inspected	Inspected By	Status	Submit To	Location	Finish Date	Work Order Id	District	Entity Type	Entity Uid	Entity Sid	Resolution
12152	Storm Inlet Insp Comprehensive	10/7/2019 06:30	McLean, Robert	CLOSED		1, pier 1	10/7/2019 10:51	7769	HONOLULU HARBOR	INLET STATUS	SDIHO010213	766	Followup Work Not Required
12155	Storm Inlet Insp Comprehensive	10/7/2019 06:30	McLean, Robert	CLOSED		HO02,	10/7/2019 10:58	7769	HONOLULU HARBOR	INLET STATUS	SDIHO010266	185	Followup Work Not Required
12156	Storm Inlet Insp Comprehensive	10/7/2019 06:30	McLean, Robert	CLOSED		HO02,	10/7/2019 11:04	7769	HONOLULU HARBOR	INLET STATUS	SDIHO010272	188	Followup Work Not Required
12157	Storm Inlet Insp Comprehensive	10/7/2019 06:30		CLOSED		HO02,	10/7/2019 10:59	7769	HONOLULU HARBOR	INLET STATUS	SDIHO010268	186	Followup Work Not Required
12158	Storm Inlet Insp Comprehensive	10/7/2019 06:30	McLean, Robert	CLOSED		HO02,	10/7/2019 11:05	7769	HONOLULU HARBOR	INLET STATUS	SDIHO010274	189	Followup Work Not Required
12159	Storm Inlet Insp Comprehensive	10/7/2019 06:30	McLean, Robert	CLOSED		HO02,	10/7/2019 11:06	7769	HONOLULU HARBOR	INLET STATUS	SDIHO010276	190	Followup Work Not Required
12160	Storm Inlet Insp Comprehensive	10/7/2019 06:30	McLean, Robert	CLOSED		HO02,	10/7/2019 11:09	7769	HONOLULU HARBOR	INLET STATUS	SDIHO010282	193	Followup Work Not Required
12161	Storm Inlet Insp Comprehensive	10/7/2019 06:30	McLean, Robert	CLOSED		HO02,	10/7/2019 11:07	7769	HONOLULU HARBOR	INLET STATUS	SDIHO010278	191	Followup Work Not Required
12162	Storm Inlet Insp Comprehensive	10/7/2019 06:30	McLean, Robert	CLOSED		HO02,	10/7/2019 11:08	7769	HONOLULU HARBOR	INLET STATUS	SDIHO010280	192	Followup Work Not Required
12163	Storm Inlet Insp Comprehensive	10/7/2019 06:30	McLean, Robert	CLOSED		HO02,	10/7/2019 11:10	7769	HONOLULU HARBOR	INLET STATUS	SDIHO010284	194	Followup Work Not Required
12164	Storm Inlet Insp Comprehensive	10/7/2019 06:30	McLean, Robert	CLOSED		HO02,	10/7/2019 10:57	7769	HONOLULU HARBOR	INLET STATUS	SDIHO010264	184	Followup Work Not Required
12165	Storm Inlet Insp Comprehensive	10/7/2019 06:30	McLean, Robert	CLOSED		HO02,	10/7/2019 10:55	7769	HONOLULU HARBOR	INLET STATUS	SDIHO010260	182	Followup Work Not Required
12166	Storm Inlet Insp Comprehensive	10/7/2019 06:30	McLean, Robert	CLOSED		HO02,	10/7/2019 10:53	7769	HONOLULU HARBOR	INLET STATUS	SDIHO010256	180	Followup Work Not Required
12167	Storm Inlet Insp Comprehensive	10/7/2019 06:30	McLean, Robert	CLOSED		HO02,	10/7/2019 10:54	7769	HONOLULU HARBOR	INLET STATUS	SDIHO010258	181	Followup Work Not Required
12168	Storm Inlet Insp Comprehensive	10/7/2019 06:30	McLean, Robert	CLOSED		HO02,	10/7/2019 10:56	7769	HONOLULU HARBOR	INLET STATUS	SDIHO010262	183	Followup Work Not Required
12154	Storm Inlet Insp Comprehensive	10/7/2019 09:30	McLean, Robert	CLOSED	Beagley, Joe	HO02,	10/7/2019 10:46	7769	HONOLULU HARBOR	INLET STATUS	SDIHO020512	717	Followup Work Not Required
12190	Storm Inlet Insp Comprehensive	10/7/2019 10:00	McLean, Robert	CLOSED		HO31, Sea Engineering yard	10/7/2019 11:12	7772	HONOLULU HARBOR	INLET STATUS	SDIHO314390	504	Followup Work Not Required
12420	Storm Inlet Insp Comprehensive	11/12/2019 06:50	McLean, Robert	CLOSED		HO53, CFS#2	11/12/2019 11:53	8185	HONOLULU HARBOR	INLET STATUS	SDIHO538912	673	Followup Work Not Required
12421	Storm Inlet Insp Comprehensive	11/12/2019 07:30	McLean, Robert	CLOSED		HO51, Horizon Lines	11/12/2019 12:02	8186	HONOLULU HARBOR	INLET STATUS	SDIHO517802	61	Followup Work Not Required
12171	Storm Inlet Insp Comprehensive	11/12/2019 08:10	McLean, Robert	CLOSED		HO01, Pier 1 container yard	11/12/2019 12:08	7770	HONOLULU HARBOR	INLET STATUS	SDIHO010254	276	Followup Work Not Required
12170	Storm Inlet Insp Comprehensive	11/12/2019 08:15	McLean, Robert	CLOSED		HO01, Pier 1 container yard	11/12/2019 12:20	7770	HONOLULU HARBOR	INLET STATUS	SDIHO010252	275	Followup Work Required
12418	Storm Inlet Insp Comprehensive	11/12/2019 08:36	McLean, Robert	CLOSED		HO08, Nimitz Highway	11/12/2019 12:27	8183		INLET STATUS	SDIHO081244	243	Followup Work Not Required

Inspection Id	Inspection Type	Date Inspected	Inspected By	Status	Submit To	Location	Finish Date	Work Order Id	District	Entity Type	Entity Uid	Entity Sid	Resolution
12419	Storm Inlet Insp Comprehensive	11/12/2019 08:40	McLean, Robert	CLOSED		HO08, Aloha Tower Market Place parking lot	11/12/2019 12:31	8184	HONOLULU HARBOR	INLET STATUS	SDIHO081240	240	Followup Work Not Required
12422	Storm Inlet Insp Comprehensive	11/13/2019 06:30	McLean, Robert	CLOSED		HO26, Pier 26	11/13/2019 01:25	8192	HONOLULU HARBOR	INLET STATUS	SDIHO263592	136	Followup Work Not Required
12169	Storm Inlet Insp Comprehensive	11/13/2019 07:25	McLean, Robert	CLOSED		HO01, Pier 1 container yard	11/13/2019 01:30	7770	HONOLULU HARBOR	INLET STATUS	SDIHO010212	270	Followup Work Not Required
12241	Storm Inlet Insp Comprehensive	11/13/2019 09:00	McLean, Robert	CLOSED		BP06, Yard 6	11/13/2019 10:12	7778	KALAELOA BARBERS POINT HARBOR	OPEN LINE STATUS	SDOBP05002K	16	Followup Work Not Required
12238	Storm Inlet Insp Comprehensive	11/13/2019 10:10	McLean, Robert	CLOSED		BP06, Yard 6	11/13/2019 10:11	7778	KALAELOA BARBERS POINT HARBOR	OPEN LINE STATUS	SDOBP05002H	7	Followup Work Not Required
12227	Storm Inlet Insp Comprehensive	11/2/2019 06:30	McLean, Robert	CLOSED		BP05A, Yard 5A	11/13/2019 01:40	7776	KALAELOA BARBERS POINT HARBOR	INLET STATUS	SDIBP055002	264	Followup Work Not Required
12228	Storm Inlet Insp Comprehensive	11/2/2019 06:30	McLean, Robert	CLOSED		BP05A, Yard 5A	11/13/2019 01:39	7777	KALAELOA BARBERS POINT HARBOR	INLET STATUS	SDIBP055002	264	Followup Work Not Required
12085	Storm Inlet Insp Comprehensive	11/2/2019 06:38	McLean, Robert	CLOSED		BP05A, Yard 5A	11/2/2019 01:25	7764	KALAELOA BARBERS POINT HARBOR	INLET STATUS	SDIBP055202	21	Followup Work Not Required
12084	Storm Inlet Insp Comprehensive	11/2/2019 07:03	McLean, Robert	CLOSED		BP05, Yard S-4	11/2/2019 01:31	7764	KALAELOA BARBERS POINT HARBOR	INLET STATUS	SDIBP055302	29	Followup Work Not Required
12081	Storm Inlet Insp Comprehensive	11/2/2019 08:01	McLean, Robert	CLOSED		BP05, Yard S-4	11/2/2019 01:40	7764	KALAELOA BARBERS POINT HARBOR	INLET STATUS	SDIBP055902	18	Followup Work Not Required
12083	Storm Inlet Insp Comprehensive	11/2/2019 08:24	McLean, Robert	CLOSED		BP05,	11/2/2019 01:33	7764	KALAELOA BARBERS POINT HARBOR	INLET STATUS	SDIBP055502	20	Followup Work Not Required
12082	Storm Inlet Insp Comprehensive	11/2/2019 08:51	McLean, Robert	CLOSED		BP05,	11/2/2019 01:37	7764	KALAELOA BARBERS POINT HARBOR	INLET STATUS	SDIBP055702	19	Followup Work Not Required

Inspection Id	Inspection Type	Date Inspected	Inspected By	Status	Submit To	Location	Finish Date	Work Order Id	District	Entity Type	Entity Uid	Entity Sid	Resolution
12234	Storm Inlet Insp Comprehensive	11/2/2019 09:00	McLean, Robert	CLOSED		BP5A, Yard 5A	11/2/2019 01:51	7778	KALAELOA BARBERS POINT HARBOR	OPEN LINE STATUS	SDOBP0502A1	144	Followup Work Not Required
12230	Storm Inlet Insp Comprehensive	11/2/2019 09:30	McLean, Robert	CLOSED		BP05, Yard 5	11/2/2019 01:52	7778	KALAELOA BARBERS POINT HARBOR	OPEN LINE STATUS	SDOBP05002A	11	Followup Work Not Required
12231	Storm Inlet Insp Comprehensive	11/2/2019 10:00	McLean, Robert	CLOSED		BP05, Storage Yard S-4	11/2/2019 01:53	7778	KALAELOA BARBERS POINT HARBOR	OPEN LINE STATUS	SDOBP05002D	12	Followup Work Not Required
12232	Storm Inlet Insp Comprehensive	11/2/2019 10:30	McLean, Robert	CLOSED		BP06, Yard 6	11/2/2019 01:56	7778	KALAELOA BARBERS POINT HARBOR	OPEN LINE STATUS	SDOBP05002G	6	Followup Work Not Required
12237	Storm Inlet Insp Comprehensive	11/21/2019 07:03	McLean, Robert	CLOSED		BP05, Storage Yard S-4	11/21/2019 07:38	7778	KALAELOA BARBERS POINT HARBOR	OPEN LINE STATUS	SDOBP05002E	13	Followup Work Not Required
12236	Storm Inlet Insp Comprehensive	11/23/2019 08:00	McLean, Robert	CLOSED		BP5A, Transit Shed	11/23/2019 01:45	7778	KALAELOA BARBERS POINT HARBOR	OPEN LINE STATUS	SDOBP0502B1	149	Followup Work Not Required
12235	Storm Inlet Insp Comprehensive	11/23/2019 09:00	McLean, Robert	CLOSED		BP5A, Transit Shed	11/23/2019 01:46	7778	KALAELOA BARBERS POINT HARBOR	OPEN LINE STATUS	SDOBP0502C1	145	Followup Work Not Required
12233	Storm Inlet Insp Comprehensive	11/23/2019 09:24	McLean, Robert	0 - INITIATED		BP06, Yard 6		7778	KALAELOA BARBERS POINT HARBOR	OPEN LINE STATUS	SDOBP05002J	15	Followup Work Not Required
12153	Storm Inlet Insp Comprehensive	11/5/2019 06:30	McLean, Robert	CLOSED		HO02, Pier 2 yard	11/5/2019 09:58	7769	HONOLULU HARBOR	INLET STATUS	SDIHO020178	177	Followup Work Not Required
12417	Storm Inlet Insp Comprehensive	11/5/2019 09:10	McLean, Robert	CLOSED		HO30,	11/5/2019 10:18	8121	HONOLULU HARBOR	INLET STATUS	SDIHO313904	521	Followup Work Not Required

Attachment 16

P2 Sign Inspections

Attachment 16.
P2 Sign Inspection

Sign ID	Map Label	Mount Type	Class	Condition	Location	Harbor	Facility	Pier
IMSBP097605			storm drain	Fair	Missing sign northeast of Healy Tibbitts Builders, Inc.	BP	Healy Tibbitts Builders, Inc.	Area 9
IMSBP097603			storm drain	Fair	Missing sign northeast of Healy Tibbitts Builders, Inc.	BP	Healy Tibbitts Builders, Inc.	Area 9
IMSBP055250	S5250	pole	storm drain	Fair	Northeast of guard shack at KBPH	BP	KBPH Guard Shack	05A
IMSBP043660	S3660	fence	storm drain	Fair	On gate of Pier 4 dock	BP	Pier 4	4
IMSHO405781	S5781	fence	storm drain	Fair	On the fence located northwest of old Atlantis facility, Pier 40	HO	Atlantis, Pier 40	40
IMSHO405701	S5701	fence	storm drain	Fair	On the fence southwest of old Atlantis facility, Pier 40	HO	Pier 40	40
IMSHO293641	S3641	wall	storm drain	Fair	South wall of Women's Comfort Station, Pier 29	HO	Pier 29 Women's Comfort Station	29
IMSHO232850	S2850	wall	storm drain	Fair	East side of Hawaii Flour Mills Silo, Pier 23	HO	Hawaii Flour Mills Shed	23
IMSHO010223	S0223	fence	storm drain	Fair	Located at container yard inside Pier 1	HO	Pier 1 Container Yard	1
IMSHO020290	S0290	fence	storm drain	Fair	Southern fence of Pier 2, south of Postal Office	HO	Pier 2	2
IMSHO010253	S0253	pole	storm drain	Fair	At the secured entrance of Pier 1	HO	Pier 1 Entrance	1
IMSHO020257	S0257	fence	storm drain	Fair	Located on northwest fence of UH Parking Lot C	HO	Pier 1	0
IMSHO020274	S0274	fence	storm drain	Fair	Northern fence of container yard at Pier 1	HO	Pier 1 Container Yard	2
IMSHO020256	S0256	pole	storm drain	Fair	On the base of light pole 5 at Pier 1	HO	Pier 1 Container Yard	2
IMSHO010214	S0214	pole	storm drain	Fair	Sign sheared off from bolts	HO	Pier 1 bend near the shore	1
IMSHO324387	S4387	fence	storm drain	Fair	On the fence east of PENCO, Pier 32	HO	Pier 32	32
IMSHO172210	S2210	pole	storm drain	Fair	On north light pole at Pier 17	HO	Pier 17	17
IMSHO384608	S4608	pole	storm drain	Fair	On the northwest of the Hawaiian Ice parking lot	HO	Pier 38 Parking Lot	38
IMSHO384806	S4806	pole	storm drain	Fair	At the southern curb located between Hawaiian Ice and Nico's Restaurant	HO	Nico's Pier 38	38
IMSHO385014	S5014	pole	storm drain	Fair	Southeast of United Fishing Association Building	HO	Fish Auction Building, Pier 38	38
IMSHO364680	S4680	pole	storm drain	Fair	Sign missing POC and POC phone number northern light pole at Pier 36, no POC provided	HO	Pier 36	36
IMSHO182432	S2432	pole	storm drain	Fair	On the northern wall of the Pier 19 Shed	HO	Pier 19 Shed	19
IMSHO081516	S1516	pole	storm drain	Fair	In front of Star of Honolulu Ticketing Office	HO	Star of Honolulu	8
IMSHO334202	S4202	wall	storm drain	Fair	Eastern wall of Comfort Station on Pier 33	HO	Pier 33 Comfort Station	33
IMSHO243202	S3202	fence	storm drain	Fair	On the fence west of Pier 24 Administration Building	HO	Pier 24 Administration Building	24
IMSHO162208	S2208	pole	storm drain	Fair	On the north end of Pier 16	HO	Pier 16	16
IMSHO384606	S4606	pole	storm drain	Fair	Northwest of the Hawaiian Ice parking lot	HO	Pier 38 Parking Lot	38

Sign ID	Map Label	Mount Type	Class	Condition	Location	Harbor	Facility	Pier
IMSHO609107	S9107	fence	storm drain	Fair	Sign missing POC and POC phone number southernmost side along the right side of fenceline on Pahounui Dr.	HO	Pier 60	60
IMSHO314135	S4135	fence	storm drain	Good	On the fence at Pier 31 guard shack	HO	Pier 31	31
IMSHO518901	S8901	fence	storm drain	Good	On the fence at northeast corner of Matson Terminal, near forklifts	HO	Matson	51
IMSHO263511	S3511	pole	storm drain	Good	On the north side of the easternmost light pole at Pier 26	HO	Pier 26	26
IMSHO232806	S2806	wall	storm drain	Good	Above inlet DI2806 mounted on Warehouse No. 6	HO	Warehouse No. 6	23
IMSHO202612	S2612	fence	storm drain	Good	Mounted on fence north of Pier 21 Machine Shop	HO	Pier 21	21
IMSHO232648	S2648	wall	storm drain	Good	Above inlet DI2648 mounted on Warehouse No. 6	HO	Warehouse No. 6	23
IMSHO232652	S2652	wall	storm drain	Good	Above inlet DI2652 mounted on Warehouse No. 6	HO	Warehouse No. 6	23
IMSHO232656	S2656	wall	storm drain	Good	Above inlet DI2656 mounted on Warehouse No. 6	HO	Warehouse No. 6	23
IMSHO111836	S1836	wall	storm drain	Good	In northeast side of Hale Awa Ku Moku parking lot	HO	Hale Awa Ku Moku	11
IMSHO101744	S1744	wall	storm drain	Good	Inside Pier 10 Shed parking garage	HO	Pier 10 Shed	10
IMSHO020810	S0810	wall	storm drain	Good	On interiior wall north of the Foreign Trade Center	HO	Foreign Trade Center	2
IMSHO020650	S0650	wall	storm drain	Good	Exterior wall of Channel Street for Department of Health's Ala Moana Health Clinic	HO	Street wall for Department of Healt	2
IMSHO020520	S0520	fence	storm drain	Good	East of Pier 2 Cruise Terminal	HO	Pier 2 Cruise Terminal	2
IMSHO020259	S0259	fence	storm drain	Good	Guard shack to enter Pier 1	HO	Pier 1 Guard Shack	2
IMSHO010221	S0221	wall	storm drain	Good	Northern wall of U.S. Customs and Border Patrol Building	HO	U.S. Customs and Border Patrol	1
IMSHO608900	S8900	pole	storm drain	Good	Sign missing POC and POC phone number north of La Mariana on Pahounui Dr.	HO	Pier 60	60
IMSHO385012	S5012	pole	storm drain	Good	Southeast of United Fishing Association building near dumpsters	HO	Pier 38	38
IMSHO385140	S5140	pole	storm drain	Good	In emply lot east of Kapalama Canal	HO	East of Kapalama Canal, Pier 38	38
IMSHO232440	S2440	fence	storm drain	Good	Sign mounted on fence at former molasses tank area on Ewa side of access road across Pier 19 shed	HO	Molasses Farm at Pier 19	23
IMSHO192562	S2562	wall	storm drain	Good	South wall of Pier 19 shed, northewst of SuperFerry Terminal	HO	Pier 19 Shed	19
IMSHO102030	S2030	wall	storm drain	Good	Eastern wall of Pier 10 Shed, at entrance into parking structure	HO	Pier 10 Shed	10
IMSHO051060	S1060	pole	storm drain	Good	Northwest of Alii Kai Catamaran	HO	Alii Kai Catamaran	5
IMSHO609183	S9183	pole	storm drain	Good	Sign missing POC and POC phone number above downstream end of culvert 9195	HO	Pier 60	60
IMSHO609127	S9127	pole	storm drain	Good	Sign missing POC and POC phone number near Norman's Tractor Service	HO	Pier 60	60

Sign ID	Map Label	Mount Type	Class	Condition	Location	Harbor	Facility	Pier
IMSHO324151	S4151	wall	storm drain	Good	On the south wall of the women's comfort station at Pier 32	HO	Pier 32	32
IMSBP077102	S7102	pole	storm drain	Not in place	Northeast of AES Kalaeloa Venture, LLC.	BP	AES Kalaeloa Venture, LLC.	7
IMSHO427723			storm drain	Not in place	Missing sign inside of Kapalama Military Reservation	HO	Kapalama Military Reservation	42E
IMSHO427701			storm drain	Not in place	Missing sign inside of Kapalama Military Reservation	HO	Kapalama Military Reservation	42E
IMSHO426981	S6981	pole	storm drain	Not in place	On light pole 2, Pier 42E	HO	Pier 42E	42E
IMSHO417061	S7061	fence	storm drain	Not in place	On the fence south of the guard shack at Pier 41	HO	Pier 41	41
IMSHO427041			storm drain	Not in place	Missing sign at Pier 42 entrance	HO	Pier 42 Entrance	42
IMSHO427200	S7200	pole	storm drain	Not in place	Pier 42A, south of former Island Movers facility.	HO	Pier 42A	42A
IMSHO354415	S4415	fence	storm drain	Not in place	On the north side of the fence dividing Pier 34 and 35	HO	Pier 35	35
IMSHO263509	S3509	pole	storm drain	Not in place	On the south side of the easternmost light pole at Pier 26	HO	Pier 26	26
IMSHO010215	S0215	fence	storm drain	Not in place	Southeast corner of Pier 1 near the south of the ReUse Building	HO	Pier 1 southeast corner	1
IMSHO608905			storm drain	Not in place	Missing sign that should be on southern exterior wall of Ameron	HO	Pier 60	60
IMSHO314060	S4060	pole	storm drain	Not in place	Inside of the eastern part of Pier 31 Shed	HO	Pier 31 Shed	31
IMSHO020805			storm drain	Not in place	Missing sign located north of the Foreign Trade Zone building	HO	North of Foreign Trade Zone	2
IMSHO020501			storm drain	Not in place	Missing sign east of Cruise Terminal at Pier 2	HO	Pier 2 Cruise Terminal	2
IMSHO385153			storm drain	Not in place	Missing sign at Pier 38 empty lot, east of Hawaiian Ice	HO	Pier 38 Empty Lot	38
IMSHO324389	S4389	pole	storm drain	Poor	On light pole in front of entrance to Chevron building, Pier 32	HO	Pier 32	32
IMSHO608908	S8908	pole	storm drain	Poor	Sign missing POC and POC phone number south of Ameron on Pahounui Dr.	HO	Pier 60	60
IMSHO609008	S9008	pole	storm drain	Poor	Sign missing POC and POC phone number south of Ameron on Pahounui Dr.	HO	Pier 60	60
IMSHO182306	S2306	fence	storm drain	Poor	On the north side of the fence located east of Pier 18 Custodial Services building	HO	Pier 18 Shed, Custodial Services	18
IMSHO182308	S2308	pole	storm drain	Poor	On north light pole at Pier 18	HO	Pier 18	18
IMSHO182304	S2304	fence	storm drain	Poor	On the south side of the fence located east of Pier 18 Custodial Services building	HO	Pier 18	18
IMSHO293222	S3222	fence	storm drain	Poor	On the fence near the guard shack at Pier 29	HO	Pier 29 Guard Shack	29
IMSHO609181	S9181	pole	storm drain	Poor	Sign missing POC and POC phone number above upstream end of culvert 9195	HO	Pier 60	60

Sign ID	Map Label	Mount Type	Class	Condition	Location	Harbor	Facility	Pier
IMSHO609131	S9131	pole	storm drain	Poor	Sign missing POC and POC phone number missing POC and POC phone number Sign closest to Norman's Tractor Service	HO	Pier 60	60
IMSHO609123	S9123	fence	storm drain	Poor	Northernmost side along the right side of fenceline on Pahounui Dr.	HO	Pier 60	60
IMSHO609125	S9125	pole	storm drain	Poor	Sign missing POC and POC phone number on left side of road going to Norman's Tractor Service	HO	Pier 60	60
IMSHO609129	S9129	pole	storm drain	Poor	Sign missing POC and POC phone number near Norman's Tractor Service	HO	Pier 60	60
IMSHO609109	S9109	fence	storm drain	Poor	Sign missing POC and POC phone number along right side of fenceline on Pahounui Dr.	HO	Pier 60	60
IMSHO609111	S9111	fence	storm drain	Poor	Sign missing POC and POC phone number along right side of fenceline on Pahounui Dr.	HO	Pier 60	60
IMSHO609113	S9113	fence	storm drain	Poor	Sign missing POC and POC phone number along right side of fenceline on Pahounui Dr.	HO	Pier 60	60
IMSHO609115	S9115	fence	storm drain	Poor	Sign missing POC and POC phone number along right side of fenceline on Pahounui Dr.	HO	Pier 60	60
IMSHO609117	S9117	fence	storm drain	Poor	Sign missing POC and POC phone number along right side of fenceline on Pahounui Dr.	HO	Pier 60	60
IMSHO609119	S9119	fence	storm drain	Poor	Sign missing POC and POC phone number along right side of fenceline on Pahounui Dr.	HO	Pier 60	60
IMSHO609121	S9121	fence	storm drain	Poor	Sign missing POC and POC phone number along right side of fenceline on Pahounui Dr.	HO	Pier 60	60
IMSBP077140	S7140	pole	storm drain	Poor	Sign north of Hawaiian Cement's northeast swale	BP	Hawaiian Cement	7
IMSBP077142	S7142	pole	storm drain	Poor	Sign northeast of Hawaiian Cement's northeast swale	BP	Hawaiian Cement	7
IMSBP077144	S7144	pole	storm drain	Poor	Sign east of Hawaiian Cement's northeast swale	BP	Hawaiian Cement	7

Attachment 17

Street Sweeper Log

Attachment 17.
Sweeper Data Log

Work Order Id	Description	Priority	Status	Submit To	Proj Start Date	Proj Finish Date	Waste Type 1	Waste Amount 1 (Tons)
7041	Refuse Collect Ad Hoc	3	CLOSED	McLean, Robert	01/2/2019 06:30	01/2/2019 02:00	Refuse	3.28
7043	Bulk Waste Disposal	3	CLOSED	McLean, Robert	01/2/2019 06:37	01/2/2019 02:37	Insulation Tank / Fire Extinguisher	
7042	Bulk Waste Disposal	3	CLOSED	McLean, Robert	01/2/2019 06:34	01/2/2019 02:00	Insulation Tank / Fire Extinguisher	
7064	Refuse Collect Ad Hoc	3	CLOSED	McLean, Robert	01/3/2019 01:17	01/3/2019 01:17	Refuse	2.55
7045	Sweep - Weekly	3	CLOSED	McLean, Robert	01/3/2019 06:47	01/3/2019 06:47	Sweeper Waste	
7068	Bulk Waste Disposal	3	CLOSED	McLean, Robert	01/4/2019 01:55	01/4/2019 01:55	Insulation Tank / Fire Extinguisher	
7067	Refuse Collect Ad Hoc	3	CLOSED	McLean, Robert	01/4/2019 01:27	01/4/2019 01:27	Refuse	3.61
7044	Sweep - Weekly	3	CLOSED	McLean, Robert	12/31/2018 06:44	01/4/2019 06:44	Sweeper Waste	
7074	Bulk Waste Disposal	3	CLOSED	McLean, Robert	01/7/2019 01:50	01/7/2019 01:50	Scrap Metals	
7076	Bulk Waste Disposal	3	CLOSED	McLean, Robert	01/7/2019 01:56	01/7/2019 01:56	Scrap Metals	
7075	Bulk Waste Disposal	3	CLOSED	McLean, Robert	01/7/2019 01:53	01/7/2019 01:53	Scrap Metals	
7073	Refuse Collect Ad Hoc	3	CLOSED	McLean, Robert	01/7/2019 01:48	01/7/2019 01:48	Refuse	5.19
7078	Bulk Waste Disposal	3	CLOSED	McLean, Robert	01/8/2019 02:00	01/8/2019 02:00	Insulation Tank / Fire Extinguisher	
7079	Bulk Waste Disposal	3	CLOSED	McLean, Robert	01/8/2019 02:03	01/8/2019 02:03	Scrap Metals	
7077	Refuse Collect Ad Hoc	3	CLOSED	McLean, Robert	01/8/2019 01:58	01/8/2019 01:58	Refuse	2.90
7080	Bulk Waste Disposal	3	CLOSED	McLean, Robert	01/9/2019 11:37	01/9/2019 11:37	Insulation Tank / Fire Extinguisher	
7085	Bulk Waste Disposal	3	CLOSED	McLean, Robert	01/10/2019 02:01	01/10/2019 02:01	Green Waste	
7084	Refuse Collect Ad Hoc	3	CLOSED	McLean, Robert	01/10/2019 01:33	01/10/2019 01:33	Refuse	2.90
7087	Bulk Waste Disposal	3	CLOSED	McLean, Robert	01/10/2019 02:21	01/10/2019 02:21	Insulation Tank / Fire Extinguisher	
7072	Sweep - Weekly	3	CLOSED	McLean, Robert	01/7/2019 12:18	01/7/2019 12:18	Sweeper Waste	
7083	Bulk Waste Disposal	3	CLOSED	McLean, Robert	01/10/2019 01:23	01/10/2019 01:23	Refuse	1.52
7086	Refuse Collect Ad Hoc	3	CLOSED	McLean, Robert	01/10/2019 02:14	01/10/2019 02:14	Refuse	2.48
7071	Sweep - Weekly	3	CLOSED	McLean, Robert	01/7/2019 12:15	01/7/2019 12:15	Sweeper Waste	
7094	Refuse Collect Ad Hoc	3	CLOSED	McLean, Robert	01/12/2019 01:35	01/12/2019 01:35	Refuse	2.14
7099	Bulk Waste Disposal	3	CLOSED	McLean, Robert	01/15/2019 07:29	01/15/2019 07:29	Scrap Metals	
7100	Bulk Waste Disposal	3	CLOSED	McLean, Robert	01/15/2019 07:33	01/15/2019 07:33	Insulation Tank / Fire Extinguisher	
7102	Refuse Collect Ad Hoc	3	CLOSED	McLean, Robert	01/15/2019 01:36	01/15/2019 01:36	Refuse	2.93
7098	Refuse Collect Ad Hoc	3	CLOSED	McLean, Robert	01/15/2019 07:26	01/15/2019 07:26	Refuse	5.13
7109	Refuse Collect Ad Hoc	3	CLOSED	McLean, Robert	01/17/2019 11:12	01/17/2019 11:12	Refuse	2.17
7110	Bulk Waste Disposal	3	CLOSED	McLean, Robert	01/17/2019 11:36	01/17/2019 11:36	Sweeper Waste	13.26
7111	Refuse Collect Ad Hoc	3	CLOSED	McLean, Robert	01/17/2019 01:23	01/17/2019 01:23	Refuse	1.82
7112	Bulk Waste Disposal	3	CLOSED	McLean, Robert	01/17/2019 01:39	01/17/2019 01:39	Refuse	2.99
7116	Bulk Waste Disposal	3	CLOSED	McLean, Robert	01/18/2019 02:05	01/18/2019 02:05	Recycled Metal	
7117	Bulk Waste Disposal	3	CLOSED	McLean, Robert	01/18/2019 02:09	01/18/2019 02:09	Recycled Metal	
7095	Sweep - Weekly	3	CLOSED	McLean, Robert	01/14/2019 06:22	01/14/2019 06:22	Sweeper Waste	
7096	Sweep - Weekly	3	CLOSED	McLean, Robert	01/14/2019 06:26	01/14/2019 06:26	Sweeper Waste	
7115	Refuse Collect Ad Hoc	3	CLOSED	McLean, Robert	01/18/2019 01:23	01/18/2019 01:23	Refuse	2.09

Work Order Id	Description	Priority	Status	Submit To	Proj Start Date	Proj Finish Date	Waste Type 1	Waste Amount 1 (Tons)
7120	Refuse Collect Ad Hoc	3	CLOSED	McLean, Robert	01/22/2019 12:45	01/22/2019 12:45	Refuse	3.15
7122	Bulk Waste Disposal	3	CLOSED	McLean, Robert	01/22/2019 02:14	01/22/2019 02:14	Scrap Metals	
7121	Refuse Collect Ad Hoc	3	CLOSED	McLean, Robert	01/22/2019 12:55	01/22/2019 12:55	Refuse	4.19
7124	Sweep - Weekly	3	CANCEL	McLean, Robert	01/23/2019 01:00	01/23/2019 01:00		
7125	Refuse Collect Ad Hoc	3	CLOSED	McLean, Robert	01/23/2019 02:02	01/23/2019 02:02	Refuse	2.29
7189	Bulk Waste Disposal	3	CLOSED	McLean, Robert	01/25/2019 05:53	01/25/2019 05:53	Sweeper Waste	11.79
7190	Bulk Waste Disposal	3	CLOSED	McLean, Robert	01/25/2019 06:30	01/25/2019 06:30	Insulation Tank / Fire Extinguisher	
7188	Refuse Collect Ad Hoc	3	CLOSED	McLean, Robert	01/24/2019 01:26	01/24/2019 01:26	Refuse	3.11
7159	Sweep - Weekly	3	CLOSED	McLean, Robert	01/24/2019 05:18	01/24/2019 05:18	Sweeper Waste	
7160	Sweep - Weekly	3	CLOSED	McLean, Robert	01/24/2019 05:29	01/24/2019 05:29	Sweeper Waste	
7213	Refuse Collect Ad Hoc	3	CLOSED	McLean, Robert	01/29/2019 12:37	01/29/2019 12:37	Refuse	4.63
7191	Refuse Collect Ad Hoc	3	CLOSED	McLean, Robert	01/28/2019 06:19	01/28/2019 06:19	Refuse	1.43
7214	Bulk Waste Disposal	3	CLOSED	McLean, Robert	01/29/2019 12:39	01/29/2019 12:39	Scrap Metals	
7243	Refuse Collect Ad Hoc	3	CLOSED	McLean, Robert	01/30/2019 05:38	01/30/2019 05:38	Refuse	3.24
7253	Bulk Waste Disposal	3	CLOSED	Gomes, Gregory	01/31/2019 05:18	01/31/2019 05:18	Refuse	0.91
7207	Sweep - Weekly	3	CLOSED	McLean, Robert	01/28/2019 01:12	01/28/2019 01:12	Sweeper Waste	
7252	Bulk Waste Disposal	3	CLOSED	McLean, Robert	01/31/2019 05:13	01/31/2019 05:13	Green Waste	0.41
7254	Refuse Collect Ad Hoc	3	CLOSED	McLean, Robert	01/31/2019 05:25	01/31/2019 05:25	Refuse	3.07
7324	Bulk Waste Disposal	3	CLOSED	McLean, Robert	02/4/2019 12:49	02/4/2019 12:49		
7325	Bulk Waste Disposal	3	CLOSED	McLean, Robert	02/4/2019 12:59	02/4/2019 12:59	Electronics / Computers	
7326	Bulk Waste Disposal	3	CLOSED	McLean, Robert	02/4/2019 01:03	02/4/2019 01:03	Insulation Tank / Fire Extinguisher	
7327	Bulk Waste Disposal	3	CLOSED	McLean, Robert	02/4/2019 01:07	02/4/2019 01:07	Insulation Tank / Fire Extinguisher	
7206	Sweep - Weekly	3	CLOSED	McLean, Robert	01/28/2019 10:59	01/28/2019 10:59	Sweeper Waste	
7322	Refuse Collect Ad Hoc	3	CLOSED	McLean, Robert	02/4/2019 12:27	02/4/2019 12:27	Refuse	5.17
7328	Bulk Waste Disposal	3	CLOSED	McLean, Robert	02/4/2019 02:04	02/4/2019 02:04	Scrap Metals	
7323	Refuse Collect Ad Hoc	3	CLOSED	McLean, Robert	02/4/2019 12:34	02/4/2019 12:34	Refuse	5.56
7334	Bulk Waste Disposal	3	CLOSED	McLean, Robert	02/6/2019 12:40	02/6/2019 12:40	Scrap Metals	
7335	Bulk Waste Disposal	3	CLOSED	McLean, Robert	02/6/2019 12:42	02/6/2019 12:42	Scrap Metals	
7336	Bulk Waste Disposal	3	CLOSED	McLean, Robert	02/6/2019 12:46	02/6/2019 12:46	Scrap Metals	
7337	Bulk Waste Disposal	3	CLOSED	McLean, Robert	02/6/2019 12:50	02/6/2019 12:50	Scrap Metals	
7338	Refuse Collect Ad Hoc	3	CLOSED	McLean, Robert	02/6/2019 01:48	02/6/2019 01:48	Refuse	2.25
7333	Refuse Collect Ad Hoc	3	CLOSED	McLean, Robert	02/6/2019 11:30	02/6/2019 11:30	Refuse	2.48
7340	Bulk Waste Disposal	3	CLOSED	McLean, Robert	02/7/2019 02:08	02/7/2019 02:08	Scrap Metals	
7341	Bulk Waste Disposal	3	CLOSED	McLean, Robert	02/7/2019 02:10	02/7/2019 02:10	Scrap Metals	
7339	Refuse Collect Ad Hoc	3	CLOSED	McLean, Robert	02/7/2019 02:05	02/7/2019 02:05	Refuse	2.14
7343	Bulk Waste Disposal	3	CLOSED	McLean, Robert	02/8/2019 02:11	02/8/2019 02:11	Recycled Metal	
7344	Bulk Waste Disposal	3	CLOSED	McLean, Robert	02/9/2019 01:18	02/9/2019 01:18	Insulation Tank / Fire Extinguisher	
7320	Sweep - Weekly	3	CLOSED	McLean, Robert	02/4/2019 05:20	02/4/2019 05:20	Sweeper Waste	
7321	Sweep - Weekly	3	CLOSED	McLean, Robert	02/4/2019 05:28	02/4/2019 05:28	Sweeper Waste	

Work Order Id	Description	Priority	Status	Submit To	Proj Start Date	Proj Finish Date	Waste Type 1	Waste Amount 1 (Tons)
7342	Refuse Collect Ad Hoc	3	CLOSED	McLean, Robert	02/8/2019 02:07	02/8/2019 02:07	Refuse	2.88
7350	Bulk Waste Disposal	3	CLOSED	McLean, Robert	02/11/2019 01:54	02/11/2019 01:54	Scrap Metals	
7348	Bulk Waste Disposal	3	CLOSED	McLean, Robert	02/11/2019 01:47	02/11/2019 01:47	Scrap Metals	
7349	Bulk Waste Disposal	3	CLOSED	McLean, Robert	02/11/2019 01:50	02/11/2019 01:50	Scrap Metals	
7351	Refuse Collect Ad Hoc	3	CLOSED	McLean, Robert	02/11/2019 02:00	02/11/2019 02:00	Refuse	5.68
7355	Refuse Collect Ad Hoc	3	CLOSED	McLean, Robert	02/12/2019 02:01	02/12/2019 02:01	Refuse	3.27
7359	Refuse Collect Ad Hoc	3	CLOSED	McLean, Robert	02/13/2019 01:22	02/13/2019 01:22	Insulation Tank / Fire Extinguisher	
7358	Bulk Waste Disposal	3	CLOSED	McLean, Robert	02/13/2019 01:20	02/13/2019 01:20	Recycled Metal	
7360	Refuse Collect Ad Hoc	3	CLOSED	McLean, Robert	02/13/2019 01:53	02/13/2019 01:53	Refuse	3.73
7363	Refuse Collect Ad Hoc	3	CLOSED	McLean, Robert	02/15/2019 05:36	02/15/2019 05:36	Refuse	1.92
7361	Sweep - Weekly	3	CLOSED	McLean, Robert	02/14/2019 01:08	02/14/2019 01:08	Sweeper Waste	
7380	Bulk Waste Disposal	3	CLOSED	McLean, Robert	02/15/2019 01:42	02/15/2019 01:42	Scrap Metals	
7345	Sweep - Weekly	3	CLOSED	McLean, Robert	02/11/2019 06:29	02/11/2019 06:29	Sweeper Waste	
7378	Refuse Collect Ad Hoc	3	CLOSED	McLean, Robert	02/15/2019 01:12	02/15/2019 01:12	Refuse	2.77
7393	Refuse Collect Ad Hoc	3	CLOSED	McLean, Robert	02/20/2019 05:25	02/20/2019 05:25	Refuse	2.24
7389	Bulk Waste Disposal	3	CLOSED	McLean, Robert	02/19/2019 02:09	02/19/2019 02:09	Refuse	
7390	Bulk Waste Disposal	3	CLOSED	McLean, Robert	02/19/2019 02:15	02/19/2019 02:15	Recycled Metal	
7391	Bulk Waste Disposal	3	CLOSED	McLean, Robert	02/20/2019 05:16	02/20/2019 05:16	Insulation Tank / Fire Extinguisher	
7392	Bulk Waste Disposal	3	CLOSED	McLean, Robert	02/20/2019 05:19	02/20/2019 05:19	Scrap Metals	
7385	Refuse Collect Ad Hoc	3	CLOSED	McLean, Robert	02/19/2019 01:16	02/19/2019 01:16	Refuse	4.42
7394	Refuse Collect Ad Hoc	3	CLOSED	McLean, Robert	02/20/2019 02:11	02/20/2019 02:11	Refuse	2.38
7395	Sweep Waste Disposal	3	CLOSED	McLean, Robert	02/21/2019 06:34	02/21/2019 06:34	Sweeper Waste	8.59
7407	Bulk Waste Disposal	3	CLOSED	McLean, Robert	02/22/2019 05:14	02/22/2019 05:14	Scrap Metals	
7387	Sweep - Weekly	3	CLOSED	McLean, Robert	02/19/2019 01:36	02/19/2019 01:36	Sweeper Waste	
7388	Sweep - Weekly	3	CLOSED	McLean, Robert	02/19/2019 01:41	02/19/2019 01:41	Sweeper Waste	
7408	Refuse Collect Ad Hoc	3	CLOSED	McLean, Robert	02/22/2019 06:30	02/25/2019 12:13	Refuse	5.24
7416	Bulk Waste Disposal	3	CLOSED	McLean, Robert	02/26/2019 05:37	02/26/2019 05:37	Scrap Metals	
7417	Bulk Waste Disposal	3	CLOSED	McLean, Robert	02/26/2019 05:40	02/26/2019 05:40	Insulation Tank / Fire Extinguisher	
7411	Sweep Waste Disposal	3	CLOSED	McLean, Robert	02/25/2019 01:58	02/25/2019 01:58	Sweeper Waste	13.98
7415	Refuse Collect Ad Hoc	3	CLOSED	McLean, Robert	02/26/2019 05:31	02/26/2019 05:31	Refuse	4.70
7412	Bulk Waste Disposal	3	CLOSED	McLean, Robert	02/25/2019 02:04	02/25/2019 02:04	Recycled Metal	4.55
7418	Refuse Collect Ad Hoc	3	CLOSED	McLean, Robert	02/26/2019 01:20	02/26/2019 01:20	Refuse	3.32
7421	Bulk Waste Disposal	3	CLOSED	McLean, Robert	02/28/2019 07:51	02/28/2019 07:51	Recycled Metal	
7422	Bulk Waste Disposal	3	CLOSED	McLean, Robert	02/28/2019 07:57	02/28/2019 07:57	Insulation Tank / Fire Extinguisher	
7428	Bulk Waste Disposal	3	CLOSED	McLean, Robert	02/28/2019 01:51	02/28/2019 01:51	Insulation Tank / Fire Extinguisher	
7429	Bulk Waste Disposal	3	CLOSED	McLean, Robert	02/28/2019 01:53	02/28/2019 01:53	Insulation Tank / Fire Extinguisher	
7420	Refuse Collect Ad Hoc	3	CLOSED	McLean, Robert	02/28/2019 07:48	02/28/2019 07:48	Refuse	4.10
7427	Refuse Collect Ad Hoc	3	CLOSED	McLean, Robert	02/28/2019 01:44	02/28/2019 01:44	Refuse	2.92
7409	Sweep - Weekly	3	CLOSED	McLean, Robert	02/25/2019 12:37	02/25/2019 12:37	Sweeper Waste	
7410	Sweep - Weekly	3	CLOSED	McLean, Robert	02/25/2019 01:17	02/25/2019 01:17	Sweeper Waste	

Work Order Id	Description	Priority	Status	Submit To	Proj Start Date	Proj Finish Date	Waste Type 1	Waste Amount 1 (Tons)
7432	Refuse Collect Ad Hoc	3	CLOSED	McLean, Robert	03/1/2019 01:56	03/1/2019 01:56	Refuse	2.22
7444	Bulk Waste Disposal	3	CLOSED	McLean, Robert	03/4/2019 01:55	03/4/2019 01:55	Scrap Metals	
7443	Bulk Waste Disposal	3	CLOSED	McLean, Robert	03/4/2019 01:53	03/4/2019 01:53	Insulation Tank / Fire Extinguisher	
7445	Bulk Waste Disposal	3	CLOSED	McLean, Robert	03/4/2019 01:57	03/4/2019 01:57	Insulation Tank / Fire Extinguisher	
7446	Bulk Waste Disposal	3	CLOSED	McLean, Robert	03/4/2019 01:59	03/4/2019 01:59	Insulation Tank / Fire Extinguisher	
7442	Refuse Collect Ad Hoc	3	CLOSED	McLean, Robert	03/4/2019 01:15	03/4/2019 01:15	Refuse	4.91
7450	Bulk Waste Disposal	3	CLOSED	McLean, Robert	03/5/2019 02:02	03/5/2019 02:02	Scrap Metals	
7451	Bulk Waste Disposal	3	CLOSED	McLean, Robert	03/5/2019 02:05	03/5/2019 02:05	Scrap Metals	
7449	Refuse Collect Ad Hoc	3	CLOSED	McLean, Robert	03/5/2019 01:59	03/5/2019 01:59	Refuse	3.84
7483	Bulk Waste Disposal	3	CLOSED	McLean, Robert	03/19/2019 12:08	03/19/2019 12:08	Insulation Tank / Fire Extinguisher	
7454	Refuse Collect Ad Hoc	3	CLOSED	McLean, Robert	03/6/2019 01:49	03/6/2019 01:49	Refuse	2.20
7455	Refuse Collect Ad Hoc	3	CLOSED	McLean, Robert	03/7/2019 01:53	03/7/2019 01:53	Refuse	3.80
7434	Sweep - Weekly	3	CLOSED	McLean, Robert	03/4/2019 05:43	03/4/2019 05:43	Sweeper Waste	
7457	Bulk Waste Disposal	3	CLOSED	McLean, Robert	03/8/2019 01:55	03/8/2019 01:55	Electronics / Computers	
7458	Bulk Waste Disposal	3	CLOSED	McLean, Robert	03/8/2019 01:59	03/8/2019 01:59	Insulation Tank / Fire Extinguisher	
7433	Sweep - Weekly	3	CLOSED	McLean, Robert	03/4/2019 05:41	03/4/2019 05:41	Sweeper Waste	
7456	Refuse Collect Ad Hoc	3	CLOSED	McLean, Robert	03/8/2019 01:52	03/8/2019 01:52	Refuse	2.07
7464	Bulk Waste Disposal	3	CLOSED	McLean, Robert	03/12/2019 05:52	03/12/2019 05:52	Scrap Metals	
7465	Bulk Waste Disposal	3	CLOSED	McLean, Robert	03/12/2019 05:59	03/12/2019 05:59	Insulation Tank / Fire Extinguisher	
7466	Bulk Waste Disposal	3	CLOSED	McLean, Robert	03/12/2019 01:31	03/12/2019 01:31	Scrap Metals	
7462	Refuse Collect Ad Hoc	3	CLOSED	McLean, Robert	03/11/2019 01:52	03/11/2019 01:52	Refuse	5.78
7467	Bulk Waste Disposal	3	CLOSED	McLean, Robert	03/12/2019 01:52	03/12/2019 01:52	Scrap Metals	
7468	Refuse Collect Ad Hoc	3	CLOSED	McLean, Robert	03/12/2019 01:54	03/12/2019 01:54	Refuse	4.11
7471	Refuse Collect Ad Hoc	3	CLOSED	McLean, Robert	03/13/2019 01:32	03/13/2019 01:32	Refuse	2.95
7472	Refuse Collect Ad Hoc	3	CLOSED	McLean, Robert	03/14/2019 02:22	03/14/2019 02:22	Refuse	2.60
7463	Sweep - Weekly	3	CLOSED	McLean, Robert	03/11/2019 01:58	03/11/2019 01:58	Sweeper Waste	
7485	Bulk Waste Disposal	3	CLOSED	McLean, Robert	03/19/2019 12:15	03/19/2019 12:15	Scrap Metals	
7479	Bulk Waste Disposal	3	CLOSED	McLean, Robert	03/19/2019 10:51	03/19/2019 10:51	Sweeper Waste	15.50
7480	Refuse Collect Ad Hoc	3	CLOSED	McLean, Robert	03/19/2019 11:09	03/19/2019 11:09	Refuse	2.77
7478	Refuse Collect Ad Hoc	3	CLOSED	McLean, Robert	03/19/2019 10:47	03/19/2019 10:47	Refuse	0.91
7482	Bulk Waste Disposal	3	CLOSED	McLean, Robert	03/19/2019 11:19	03/19/2019 11:19	Sweeper Waste	11.55
7481	Refuse Collect Ad Hoc	3	CLOSED	McLean, Robert	03/19/2019 11:17	03/19/2019 11:17	Refuse	3.94
7489	Bulk Waste Disposal	3	CLOSED	McLean, Robert	03/21/2019 07:38	03/21/2019 07:38	Scrap Metals	
7484	Bulk Waste Disposal	3	CLOSED	McLean, Robert	03/19/2019 12:12	03/19/2019 12:12	Scrap Metals	
7490	Bulk Waste Disposal	3	CLOSED	McLean, Robert	03/21/2019 07:44	03/21/2019 07:44	Insulation Tank / Fire Extinguisher	
7487	Refuse Collect Ad Hoc	3	CLOSED	McLean, Robert	03/21/2019 07:19	03/21/2019 07:19	Refuse	2.00
7488	Refuse Collect Ad Hoc	3	CLOSED	McLean, Robert	03/21/2019 07:22	03/21/2019 07:22	Refuse	1.54
7492	Bulk Waste Disposal	3	CLOSED	McLean, Robert	03/21/2019 01:40	03/21/2019 01:40	Insulation Tank / Fire Extinguisher	
7477	Sweep - Weekly	3	CLOSED	McLean, Robert	03/19/2019 10:45	03/19/2019 10:45	Sweeper Waste	
7491	Refuse Collect Ad Hoc	3	CLOSED	McLean, Robert	03/21/2019 01:37	03/21/2019 01:37	Refuse	1.90

Work Order Id	Description	Priority	Status	Submit To	Proj Start Date	Proj Finish Date	Waste Type 1	Waste Amount 1 (Tons)
7476	Sweep - Weekly	3	CLOSED	McLean, Robert	03/19/2019 10:43	03/19/2019 10:43	Sweeper Waste	
7493	Refuse Collect Ad Hoc	3	CLOSED	McLean, Robert	03/25/2019 05:32	03/25/2019 05:32	Refuse	2.24
7498	Bulk Waste Disposal	3	CLOSED	McLean, Robert	03/27/2019 05:20	03/27/2019 05:20	Insulation Tank / Fire Extinguisher	
7497	Refuse Collect Ad Hoc	3	CLOSED	McLean, Robert	03/27/2019 05:17	03/27/2019 05:17	Refuse	6.99
7501	Bulk Waste Disposal	3	CLOSED	McLean, Robert	03/28/2019 05:32	03/28/2019 05:32	Insulation Tank / Fire Extinguisher	
7502	Bulk Waste Disposal	3	CLOSED	McLean, Robert	03/28/2019 05:38	03/28/2019 05:38	Scrap Metals	
7499	Bulk Waste Disposal	3	CLOSED	McLean, Robert	03/27/2019 05:22	03/27/2019 05:22	Scrap Metals	
7495	Sweep - Weekly	3	CLOSED	McLean, Robert	03/25/2019 12:12	03/25/2019 12:12	Sweeper Waste	
7500	Refuse Collect Ad Hoc	3	CLOSED	McLean, Robert	03/28/2019 05:27	03/28/2019 05:27	Refuse	5.14
7507	Bulk Waste Disposal	3	CLOSED	McLean, Robert	03/29/2019 12:27	03/29/2019 12:27	Scrap Metals	
7508	Bulk Waste Disposal	3	CLOSED	McLean, Robert	03/29/2019 12:30	03/29/2019 12:30	Scrap Metals	
7506	Refuse Collect Ad Hoc	3	CLOSED	McLean, Robert	03/29/2019 12:20	03/29/2019 12:20	Refuse	2.83
7496	Sweep - Weekly	3	CLOSED	McLean, Robert	03/25/2019 12:15	03/25/2019 12:15	Sweeper Waste	
7509	Refuse Collect Ad Hoc	3	CLOSED	McLean, Robert	03/29/2019 01:06	03/29/2019 01:06	Refuse	2.04
7520	Bulk Waste Disposal	3	CLOSED	McLean, Robert	04/2/2019 05:23	04/2/2019 05:23	Insulation Tank / Fire Extinguisher	
7519	Refuse Collect Ad Hoc	3	CLOSED	McLean, Robert	04/2/2019 05:20	04/2/2019 05:20	Refuse	5.16
7521	Refuse Collect Ad Hoc	3	CLOSED	McLean, Robert	04/2/2019 01:56	04/2/2019 01:56	Refuse	2.57
7524	Refuse Collect Ad Hoc	3	CLOSED	McLean, Robert	04/3/2019 06:30	04/3/2019 02:00	Refuse	2.28
7525	Refuse Collect Ad Hoc	3	CLOSED	McLean, Robert	04/4/2019 01:34	04/4/2019 01:34	Refuse	2.52
7526	Sweep Waste Disposal	3	CLOSED	McLean, Robert	04/5/2019 11:57	04/5/2019 11:57	Sweeper Waste	8.35
7527	Refuse Collect Ad Hoc	3	CLOSED	McLean, Robert	04/5/2019 01:50	04/5/2019 01:50	Refuse	2.75
7522	Sweep - Weekly	3	CLOSED	McLean, Robert	04/3/2019 05:14	04/3/2019 05:14	Sweeper Waste	
7532	Refuse Collect Ad Hoc	3	CLOSED	McLean, Robert	04/8/2019 01:05	04/8/2019 01:05	Refuse	4.77
7535	Refuse Collect Ad Hoc	3	CLOSED	McLean, Robert	04/9/2019 01:39	04/9/2019 01:39	Refuse	4.02
7538	Bulk Waste Disposal	3	CLOSED	McLean, Robert	04/11/2019 05:22	04/11/2019 05:22	Scrap Metals	
7539	Bulk Waste Disposal	3	CLOSED	McLean, Robert	04/11/2019 05:25	04/11/2019 05:25	Scrap Metals	
7540	Bulk Waste Disposal	3	CLOSED	McLean, Robert	04/11/2019 05:32	04/11/2019 05:32	Scrap Metals	
7541	Bulk Waste Disposal	3	CLOSED	McLean, Robert	04/11/2019 05:35	04/11/2019 05:35	Insulation Tank / Fire Extinguisher	
7537	Bulk Waste Disposal	3	CLOSED	McLean, Robert	04/10/2019 01:56	04/10/2019 01:56	Refuse	2.26
7543	Refuse Collect Ad Hoc	3	CLOSED	McLean, Robert	04/11/2019 02:01	04/11/2019 02:01	Refuse	1.97
7528	Sweep - Weekly	3	CLOSED	McLean, Robert	04/8/2019 05:35	04/8/2019 05:35	Sweeper Waste	
7529	Sweep - Weekly	3	CLOSED	McLean, Robert	04/8/2019 05:44	04/8/2019 05:44	Sweeper Waste	
7545	Refuse Collect Ad Hoc	3	CLOSED	McLean, Robert	04/13/2019 01:18	04/13/2019 01:18	Refuse	1.84
7551	Bulk Waste Disposal	3	CLOSED	McLean, Robert	04/16/2019 05:21	04/16/2019 05:21	Scrap Metals	
7547	Sweep - Weekly	3	CLOSED	McLean, Robert	04/15/2019 05:28	04/15/2019 05:28	Sweeper Waste	
7561	Refuse Collect Ad Hoc	3	CLOSED	McLean, Robert	04/16/2019 01:41	04/16/2019 01:41	Refuse	3.12
7550	Refuse Collect Ad Hoc	3	CLOSED	McLean, Robert	04/16/2019 05:20	04/16/2019 05:20	Refuse	5.23
7564	Refuse Collect Ad Hoc	3	CLOSED	McLean, Robert	04/18/2019 06:50	04/18/2019 06:50	Refuse	2.97
7567	Refuse Collect Ad Hoc	3	CLOSED	McLean, Robert	04/20/2019 03:21	04/20/2019 03:21	Refuse	2.91
7546	Sweep - Weekly	3	CLOSED	McLean, Robert	04/15/2019 05:26	04/15/2019 05:26	Sweeper Waste	

Work Order Id	Description	Priority	Status	Submit To	Proj Start Date	Proj Finish Date	Waste Type 1	Waste Amount 1 (Tons)
7568	Refuse Collect Ad Hoc	3	CLOSED	McLean, Robert	04/20/2019 08:52	04/20/2019 08:52	Refuse	2.77
7572	Sweep Waste Disposal	3	CLOSED	McLean, Robert	04/22/2019 01:59	04/22/2019 01:59	Sweeper Waste	7.82
7573	Bulk Waste Disposal	3	CLOSED	McLean, Robert	04/22/2019 02:03	04/22/2019 02:03	Scrap Metals	
7569	Refuse Collect Ad Hoc	3	CLOSED	McLean, Robert	04/22/2019 12:50	04/22/2019 12:50	Refuse	4.59
7574	Bulk Waste Disposal	3	CLOSED	McLean, Robert	04/23/2019 05:04	04/23/2019 05:04	Scrap Metals	6.40
7575	Refuse Collect Ad Hoc	3	CLOSED	McLean, Robert	04/23/2019 01:10	04/23/2019 01:10	Refuse	2.88
7581	Bulk Waste Disposal	3	CLOSED	McLean, Robert	04/25/2019 05:29	04/25/2019 05:29	Insulation Tank / Fire Extinguisher	
7571	Sweep - Weekly	3	CLOSED	McLean, Robert	04/22/2019 12:56	04/22/2019 12:56	Sweeper Waste	
7580	Refuse Collect Ad Hoc	3	CLOSED	McLean, Robert	04/25/2019 05:27	04/25/2019 05:27	Refuse	2.90
7585	Refuse Collect Ad Hoc	3	CLOSED	McLean, Robert	04/25/2019 01:46	04/25/2019 01:46	Refuse	1.78
7570	Sweep - Weekly	3	CLOSED	McLean, Robert	04/22/2019 12:54	04/22/2019 12:54	Sweeper Waste	
7586	Refuse Collect Ad Hoc	3	CLOSED	McLean, Robert	04/26/2019 01:42	04/26/2019 01:42	Refuse	2.30
7591	Refuse Collect Ad Hoc	3	CLOSED	McLean, Robert	04/29/2019 01:51	04/29/2019 01:51	Refuse	5.92
7595	Bulk Waste Disposal	3	CLOSED	McLean, Robert	05/1/2019 01:46	05/1/2019 01:46	Scrap Metals	
7596	Bulk Waste Disposal	3	CLOSED	McLean, Robert	05/1/2019 01:48	05/1/2019 01:48	Insulation Tank / Fire Extinguisher	
7594	Refuse Collect Ad Hoc	3	CLOSED	McLean, Robert	05/1/2019 01:41	05/1/2019 01:41	Refuse	4.98
7597	Refuse Collect Ad Hoc	3	CLOSED	McLean, Robert	05/2/2019 05:19	05/2/2019 05:19	Refuse	2.32
7588	Sweep - Weekly	3	CLOSED	McLean, Robert	04/29/2019 01:27	04/29/2019 01:27	Sweeper Waste	
7606	Bulk Waste Disposal	3	CLOSED	McLean, Robert	05/2/2019 01:23	05/2/2019 01:23	Scrap Metals	2.53
7587	Sweep - Weekly	3	CLOSED	McLean, Robert	04/29/2019 01:25	04/29/2019 01:25	Sweeper Waste	
7608	Refuse Collect Ad Hoc	3	CLOSED	McLean, Robert	05/4/2019 04:26	05/4/2019 04:26	Refuse	2.96
7607	Refuse Collect Ad Hoc	3	CLOSED	McLean, Robert	05/4/2019 04:25	05/4/2019 04:25	Refuse	3.08
7613	Refuse Collect Ad Hoc	3	CLOSED	McLean, Robert	05/6/2019 02:14	05/6/2019 02:14	Refuse	5.46
7620	Bulk Waste Disposal	3	CLOSED	McLean, Robert	05/9/2019 02:21	05/9/2019 02:21	Insulation Tank / Fire Extinguisher	
7614	Refuse Collect Ad Hoc	3	CLOSED	McLean, Robert	05/7/2019 01:55	05/7/2019 01:55	Refuse	2.93
7615	Bulk Waste Disposal	3	CLOSED	McLean, Robert	05/7/2019 02:01	05/7/2019 02:01		1.34
7616	Bulk Waste Disposal	3	CLOSED	McLean, Robert	05/7/2019 02:10	05/7/2019 02:10	Recycled Metal	
7618	Refuse Collect Ad Hoc	3	CLOSED	McLean, Robert	05/9/2019 02:11	05/9/2019 02:11	Refuse	3.42
7622	Bulk Waste Disposal	3	CLOSED	McLean, Robert	05/9/2019 02:30	05/9/2019 02:30	Recycled Metal	
7623	Bulk Waste Disposal	3	CLOSED	McLean, Robert	05/9/2019 02:32	05/9/2019 02:32	Insulation Tank / Fire Extinguisher	
7621	Bulk Waste Disposal	3	CLOSED	McLean, Robert	05/9/2019 02:25	05/9/2019 02:25	Insulation Tank / Fire Extinguisher	
7619	Refuse Collect Ad Hoc	3	CLOSED	McLean, Robert	05/9/2019 02:15	05/9/2019 02:15	Refuse	2.85
7626	Bulk Waste Disposal	3	CLOSED	McLean, Robert	05/10/2019 02:21	05/10/2019 02:21	Insulation Tank / Fire Extinguisher	
7611	Sweep - Weekly	3	CLOSED	McLean, Robert	05/6/2019 01:24	05/6/2019 01:24	Sweeper Waste	
7612	Sweep - Weekly	3	CLOSED	McLean, Robert	05/6/2019 01:35	05/6/2019 01:35	Sweeper Waste	
7625	Refuse Collect Ad Hoc	3	CLOSED	McLean, Robert	05/10/2019 02:14	05/10/2019 02:14	Refuse	2.54
7630	Bulk Waste Disposal	3	CLOSED	McLean, Robert	05/14/2019 05:34	05/14/2019 05:34	Insulation Tank / Fire Extinguisher	
7629	Refuse Collect Ad Hoc	3	CLOSED	McLean, Robert	05/14/2019 05:17	05/14/2019 05:17	Refuse	3.94
7636	Bulk Waste Disposal	3	CLOSED	McLean, Robert	05/15/2019 05:46	05/15/2019 05:46	Sweeper Waste	13.92
7637	Bulk Waste Disposal	3	CLOSED	McLean, Robert	05/15/2019 05:51	05/15/2019 05:51	Insulation Tank / Fire Extinguisher	

Work Order Id	Description	Priority	Status	Submit To	Proj Start Date	Proj Finish Date	Waste Type 1	Waste Amount 1 (Tons)
7638	Bulk Waste Disposal	3	CLOSED	McLean, Robert	05/15/2019 05:56	05/15/2019 05:56	Scrap Metals	
7640	Bulk Waste Disposal	3	CLOSED	McLean, Robert	05/16/2019 01:34	05/16/2019 01:34	Insulation Tank / Fire Extinguisher	
7639	Refuse Collect Ad Hoc	3	CLOSED	McLean, Robert	05/16/2019 01:25	05/16/2019 01:25	Refuse	2.33
7635	Refuse Collect Ad Hoc	3	CLOSED	McLean, Robert	05/15/2019 05:37	05/15/2019 05:37	Refuse	3.56
7641	Refuse Collect Ad Hoc	3	CLOSED	McLean, Robert	05/16/2019 02:11	05/16/2019 02:11	Refuse	2.19
7643	Bulk Waste Disposal	3	CLOSED	McLean, Robert	05/17/2019 01:55	05/17/2019 01:55	Recycled Metal	
7644	Bulk Waste Disposal	3	CLOSED	McLean, Robert	05/17/2019 01:57	05/17/2019 01:57	Scrap Metals	
7627	Sweep - Weekly	3	CLOSED	McLean, Robert	05/13/2019 11:11	05/13/2019 11:11	Sweeper Waste	
7642	Refuse Collect Ad Hoc	3	CLOSED	McLean, Robert	05/17/2019 01:23	05/17/2019 01:23	Refuse	2.48
7649	Bulk Waste Disposal	3	CLOSED	McLean, Robert	05/21/2019 05:10	05/21/2019 05:10	Insulation Tank / Fire Extinguisher	
7650	Bulk Waste Disposal	3	CLOSED	McLean, Robert	05/21/2019 05:14	05/21/2019 05:14	Recycled Metal	
7651	Bulk Waste Disposal	3	CLOSED	McLean, Robert	05/21/2019 05:17	05/21/2019 05:17	Recycled Metal	
7648	Bulk Waste Disposal	3	CLOSED	McLean, Robert	05/21/2019 05:00	05/21/2019 05:00	Recycled Metal	
7646	Refuse Collect Ad Hoc	3	CLOSED	McLean, Robert	05/20/2019 12:48	05/20/2019 12:48	Refuse	4.88
7654	Bulk Waste Disposal	3	CLOSED	McLean, Robert	05/21/2019 01:56	05/21/2019 01:56		
7655	Bulk Waste Disposal	3	CLOSED	McLean, Robert	05/21/2019 02:01	05/21/2019 02:01	Insulation Tank / Fire Extinguisher	
7656	Bulk Waste Disposal	3	CLOSED	McLean, Robert	05/21/2019 02:04	05/21/2019 02:04	Recycled Metal	
7653	Refuse Collect Ad Hoc	3	CLOSED	McLean, Robert	05/21/2019 01:49	05/21/2019 01:49	Refuse	3.59
7658	Bulk Waste Disposal	3	CLOSED	McLean, Robert	05/22/2019 01:49	05/22/2019 01:49	Insulation Tank / Fire Extinguisher	
7657	Refuse Collect Ad Hoc	3	CLOSED	McLean, Robert	05/22/2019 12:57	05/22/2019 12:57	Refuse	3.05
7660	Refuse Collect Ad Hoc	3	CLOSED	McLean, Robert	05/23/2019 02:01	05/23/2019 02:01	Refuse	3.15
7661	Sweep - Weekly	3	CLOSED	McLean, Robert	05/24/2019 07:16	05/24/2019 07:16	Sweeper Waste	
7645	Sweep - Weekly	3	CLOSED	McLean, Robert	05/20/2019 05:22	05/20/2019 05:22	Sweeper Waste	
7663	Refuse Collect Ad Hoc	3	CLOSED	McLean, Robert	05/24/2019 01:23	05/24/2019 01:23	Refuse	2.87
7664	Refuse Collect Ad Hoc	3	CLOSED	McLean, Robert	05/28/2019 05:50	05/28/2019 05:50	Refuse	3.05
7666	Bulk Waste Disposal	3	CLOSED	McLean, Robert	05/29/2019 05:30	05/29/2019 05:30	Insulation Tank / Fire Extinguisher	
7667	Bulk Waste Disposal	3	CLOSED	McLean, Robert	05/29/2019 05:35	05/29/2019 05:35	Insulation Tank / Fire Extinguisher	
7665	Refuse Collect Ad Hoc	3	CLOSED	McLean, Robert	05/28/2019 01:41	05/28/2019 01:41	Refuse	4.30
7669	Bulk Waste Disposal	3	CLOSED	McLean, Robert	05/29/2019 01:28	05/29/2019 01:28	Scrap Metals	
7670	Bulk Waste Disposal	3	CLOSED	McLean, Robert	05/29/2019 01:38	05/29/2019 01:38	Scrap Metals	
7668	Refuse Collect Ad Hoc	3	CLOSED	McLean, Robert	05/29/2019 01:19	05/29/2019 01:19	Refuse	3.03
7672	Bulk Waste Disposal	3	CLOSED	McLean, Robert	05/31/2019 08:39	05/31/2019 08:39	Insulation Tank / Fire Extinguisher	
7671	Refuse Collect Ad Hoc	3	CLOSED	McLean, Robert	05/30/2019 01:01	05/30/2019 01:01	Refuse	1.96
7674	Bulk Waste Disposal	3	CLOSED	McLean, Robert	06/3/2019 10:40	06/3/2019 10:40	Electronics / Computers	
7673	Refuse Collect Ad Hoc	3	CLOSED	McLean, Robert	06/3/2019 10:32	06/3/2019 10:32	Refuse	1.70
7679	Bulk Waste Disposal	3	CLOSED	McLean, Robert	06/4/2019 06:28	06/4/2019 06:28	Insulation Tank / Fire Extinguisher	
7678	Refuse Collect Ad Hoc	3	CLOSED	McLean, Robert	06/4/2019 06:21	06/4/2019 06:21	Refuse	5.54
7681	Bulk Waste Disposal	3	CLOSED	McLean, Robert	06/5/2019 05:34	06/5/2019 05:34	Scrap Metals	
7677	Bulk Waste Disposal	3	CLOSED	McLean, Robert	06/4/2019 06:19	06/4/2019 06:19	Sweeper Waste	14.25
7676	Sweep - Weekly	3	CLOSED	McLean, Robert	06/3/2019 10:47	06/3/2019 10:47	Sweeper Waste	

Work Order Id	Description	Priority	Status	Submit To	Proj Start Date	Proj Finish Date	Waste Type 1	Waste Amount 1 (Tons)
7680	Refuse Collect Ad Hoc	3	CLOSED	McLean, Robert	06/4/2019 01:46	06/4/2019 01:46	Refuse	4.45
7682	Bulk Waste Disposal	3	CLOSED	McLean, Robert	06/5/2019 05:49	06/5/2019 05:49	Recycled Metal	
7683	Bulk Waste Disposal	3	CLOSED	McLean, Robert	06/5/2019 12:08	06/5/2019 12:08	Scrap Metals	
7684	Refuse Collect Ad Hoc	3	CLOSED	McLean, Robert	06/5/2019 02:01	06/5/2019 02:01	Refuse	1.74
7687	Bulk Waste Disposal	3	CLOSED	McLean, Robert	06/6/2019 10:39	06/6/2019 10:39	Electronics / Computers	
7688	Refuse Collect Ad Hoc	3	CLOSED	McLean, Robert	06/7/2019 10:51	06/7/2019 10:51	Refuse	2.54
7689	Bulk Waste Disposal	3	CLOSED	McLean, Robert	06/7/2019 01:16	06/7/2019 01:16	Scrap Metals	
7691	Bulk Waste Disposal	3	CLOSED	McLean, Robert	06/7/2019 01:49	06/7/2019 01:49	Scrap Metals	
7692	Bulk Waste Disposal	3	CLOSED	McLean, Robert	06/10/2019 05:12	06/10/2019 05:12	Scrap Metals	
7690	Refuse Collect Ad Hoc	3	CLOSED	McLean, Robert	06/7/2019 01:38	06/7/2019 01:38	Refuse	2.32
7675	Sweep - Weekly	3	CLOSED	McLean, Robert	06/3/2019 10:44	06/3/2019 10:44	Sweeper Waste	
7694	Refuse Collect Ad Hoc	3	CLOSED	McLean, Robert	06/10/2019 11:48	06/10/2019 11:48	Refuse	5.05
7697	Refuse Collect Ad Hoc	3	CLOSED	McLean, Robert	06/12/2019 01:54	06/12/2019 01:54	Refuse	3.48
7698	Refuse Collect Ad Hoc	3	CLOSED	McLean, Robert	06/13/2019 01:57	06/13/2019 01:57	Refuse	3.32
7700	Bulk Waste Disposal	3	CLOSED	McLean, Robert	06/14/2019 02:04	06/14/2019 02:04	Scrap Metals	
7693	Sweep - Weekly	3	CLOSED	McLean, Robert	06/10/2019 05:15	06/10/2019 05:15	Sweeper Waste	
7699	Refuse Collect Ad Hoc	3	CLOSED	McLean, Robert	06/14/2019 01:46	06/14/2019 01:46	Refuse	2.82
7705	Bulk Waste Disposal	3	CLOSED	Gomes, Gregory	06/18/2019 05:43	06/18/2019 05:43	Scrap Metals	
7706	Bulk Waste Disposal	3	CLOSED	McLean, Robert	06/18/2019 05:46	06/18/2019 05:46	Scrap Metals	
7707	Bulk Waste Disposal	3	CLOSED	McLean, Robert	06/18/2019 05:49	06/18/2019 05:49	Scrap Metals	
7704	Bulk Waste Disposal	3	CLOSED	McLean, Robert	06/17/2019 01:52	06/17/2019 01:52	Insulation Tank / Fire Extinguisher	
7703	Refuse Collect Ad Hoc	3	CLOSED	McLean, Robert	06/17/2019 01:34	06/17/2019 01:34	Refuse	4.89
7710	Bulk Waste Disposal	3	CLOSED	McLean, Robert	06/19/2019 05:45	06/19/2019 05:45	Insulation Tank / Fire Extinguisher	
7708	Refuse Collect Ad Hoc	3	CLOSED	McLean, Robert	06/19/2019 05:37	06/19/2019 05:37	Refuse	3.74
7713	Bulk Waste Disposal	3	CLOSED	McLean, Robert	06/19/2019 01:47	06/19/2019 01:47	Sweeper Waste	
7714	Bulk Waste Disposal	3	CLOSED	McLean, Robert	06/20/2019 05:21	06/20/2019 05:21	Insulation Tank / Fire Extinguisher	
7712	Bulk Waste Disposal	3	CLOSED	McLean, Robert	06/19/2019 01:43	06/19/2019 01:43	Scrap Metals	
7711	Refuse Collect Ad Hoc	3	CLOSED	McLean, Robert	06/19/2019 01:05	06/19/2019 01:05	Refuse	2.55
7709	Refuse Collect Ad Hoc	3	CLOSED	McLean, Robert	06/19/2019 05:39	06/19/2019 05:39	Green Waste	1.00
7716	Sweep - Weekly	3	CLOSED	McLean, Robert	06/20/2019 05:28	06/20/2019 05:28	Sweeper Waste	
7718	Refuse Collect Ad Hoc	3	CLOSED	McLean, Robert	06/21/2019 06:34	06/21/2019 06:34	Refuse	2.68
7715	Sweep - Weekly	3	CANCEL	McLean, Robert	06/20/2019 05:23	06/20/2019 05:23	Sweeper Waste	
7720	Bulk Waste Disposal	3	CLOSED	McLean, Robert	06/21/2019 01:54	06/21/2019 01:54	Scrap Metals	
7721	Bulk Waste Disposal	3	CLOSED	McLean, Robert	06/21/2019 01:57	06/21/2019 01:57	Scrap Metals	
7702	Sweep - Weekly	3	CLOSED	McLean, Robert	06/17/2019 05:33	06/17/2019 05:33	Sweeper Waste	
7719	Refuse Collect Ad Hoc	3	CLOSED	McLean, Robert	06/21/2019 11:32	06/21/2019 11:32	Refuse	2.89
7725	Bulk Waste Disposal	3	CLOSED	McLean, Robert	06/25/2019 05:42	06/25/2019 05:42		
7724	Refuse Collect Ad Hoc	3	CLOSED	McLean, Robert	06/25/2019 05:38	06/25/2019 05:38	Refuse	5.75
7726	Refuse Collect Ad Hoc	3	CLOSED	McLean, Robert	06/26/2019 05:10	06/26/2019 05:10	Refuse	3.40
7730	Bulk Waste Disposal	3	CLOSED	McLean, Robert	06/28/2019 05:34	06/28/2019 05:34		

Work Order Id	Description	Priority	Status	Submit To	Proj Start Date	Proj Finish Date	Waste Type 1	Waste Amount 1 (Tons)
7729	Refuse Collect Ad Hoc	3	CLOSED	McLean, Robert	06/28/2019 05:30	06/28/2019 05:30	Refuse	2.55
7727	Refuse Collect Ad Hoc	3	CLOSED	McLean, Robert	06/27/2019 05:33	06/27/2019 05:33	Refuse	4.31
7732	Bulk Waste Disposal	3	CLOSED	McLean, Robert	06/29/2019 06:03	06/29/2019 06:03		
7723	Sweep - Weekly	3	CLOSED	McLean, Robert	06/24/2019 05:47	06/24/2019 05:47	Sweeper Waste	
7722	Sweep - Weekly	3	CLOSED	McLean, Robert	06/24/2019 05:43	06/24/2019 05:43	Sweeper Waste	
7733	Bulk Waste Disposal	3	CLOSED	Gomes, Gregory	06/29/2019 06:06	06/29/2019 06:06	Refuse	
7731	Refuse Collect Ad Hoc	3	CLOSED	McLean, Robert	06/29/2019 05:52	06/29/2019 05:52	Refuse	2.90
7743	Bulk Waste Disposal	3	CLOSED	Bautista, Frederick PS	07/5/2019 12:35	07/5/2019 12:35	Scrap Metals	
7735	Refuse Collect Ad Hoc	3	CLOSED	McLean, Robert	07/2/2019 05:28	07/2/2019 05:28	Refuse	6.05
7737	Refuse Collect Ad Hoc	3	CLOSED	McLean, Robert	07/2/2019 12:47	07/2/2019 12:47	Refuse	3.40
7740	Bulk Waste Disposal	3	CLOSED	Bautista, Frederick PS	07/3/2019 01:52	07/3/2019 01:52	Scrap Metals	
7741	Refuse Collect Ad Hoc	3	CLOSED	Bautista, Frederick PS	07/3/2019 01:58	07/3/2019 01:58	Refuse	2.39
7744	Refuse Collect Ad Hoc	3	CLOSED	Bautista, Frederick PS	07/5/2019 12:47	07/5/2019 12:47	Refuse	3.33
7734	Sweep - Weekly	3	CLOSED	McLean, Robert	06/29/2019 08:34	06/29/2019 08:34	Sweeper Waste	
7750	Bulk Waste Disposal	3	CLOSED	Bautista, Frederick PS	07/8/2019 02:05	07/8/2019 02:05	Scrap Metals	
7751	Bulk Waste Disposal	3	CLOSED	Bautista, Frederick PS	07/8/2019 02:14	07/8/2019 02:14	Scrap Metals	
7749	Bulk Waste Disposal	3	CLOSED	Bautista, Frederick PS	07/8/2019 01:47	07/8/2019 01:47	Scrap Metals	
7748	Refuse Collect Ad Hoc	3	CLOSED	Bautista, Frederick PS	07/8/2019 01:44	07/8/2019 01:44	Refuse	5.92
7753	Refuse Collect Ad Hoc	3	CLOSED	Bautista, Frederick PS	07/9/2019 01:50	07/9/2019 01:50	Refuse	3.86
7754	Refuse Collect Ad Hoc	3	CLOSED	Bautista, Frederick PS	07/10/2019 01:32	07/10/2019 01:32	Refuse	3.52
7755	Refuse Collect Ad Hoc	3	CLOSED	Bautista, Frederick PS	07/11/2019 01:48	07/11/2019 01:48	Refuse	2.52
7742	Sweep - Weekly	3	CLOSED	Bautista, Frederick PS	07/8/2019 06:46	07/12/2019 06:45	Sweeper Waste	
7757	Refuse Collect Ad Hoc	3	CLOSED	Bautista, Frederick PS	07/12/2019 01:50	07/12/2019 01:50	Refuse	2.89
7761	Bulk Waste Disposal	3	CLOSED	McLean, Robert	07/16/2019 05:27	07/16/2019 05:27		
7762	Bulk Waste Disposal	3	CLOSED	McLean, Robert	07/16/2019 05:30	07/16/2019 05:30	Scrap Metals	
7760	Refuse Collect Ad Hoc	3	CLOSED	McLean, Robert	07/16/2019 05:24	07/16/2019 05:24	Refuse	5.00
7784	Bulk Waste Disposal	3	CLOSED	McLean, Robert	07/16/2019 12:23	07/16/2019 12:23	Scrap Metals	4.55
7786	Bulk Waste Disposal	3	CLOSED	McLean, Robert	07/16/2019 02:04	07/16/2019 02:04	Sweeper Waste	14.92
7785	Refuse Collect Ad Hoc	3	CLOSED	McLean, Robert	07/16/2019 01:54	07/16/2019 01:54	Refuse	2.54
7788	Bulk Waste Disposal	3	CLOSED	McLean, Robert	07/17/2019 02:00	07/17/2019 02:00	Scrap Metals	
7787	Refuse Collect Ad Hoc	3	CLOSED	McLean, Robert	07/17/2019 01:23	07/17/2019 01:23	Refuse	3.01
7789	Bulk Waste Disposal	3	CLOSED	McLean, Robert	07/17/2019 02:06	07/17/2019 02:06	Refuse	
7790	Sweep - Weekly	3	CLOSED	McLean, Robert	07/18/2019 05:44	07/18/2019 05:44	Sweeper Waste	
7791	Refuse Collect Ad Hoc	3	CLOSED	McLean, Robert	07/18/2019 01:47	07/18/2019 01:47	Refuse	1.92
7794	Bulk Waste Disposal	3	CLOSED	Bautista, Frederick PS	07/22/2019 10:55	07/22/2019 10:55	Scrap Metals	
7795	Refuse Collect Ad Hoc	3	CLOSED	Bautista, Frederick PS	07/22/2019 11:02	07/22/2019 11:02	Refuse	3.06
7756	Sweep - Weekly	3	CLOSED	McLean, Robert	07/12/2019 01:43	07/12/2019 01:43	Sweeper Waste	
7797	Bulk Waste Disposal	3	CLOSED	Bautista, Frederick PS	07/22/2019 01:49	07/22/2019 01:49	Scrap Metals	
7798	Refuse Collect Ad Hoc	3	CLOSED	Bautista, Frederick PS	07/22/2019 01:54	07/22/2019 01:54	Refuse	4.97
7801	Bulk Waste Disposal	3	CLOSED	Bautista, Frederick PS	07/23/2019 02:03	07/23/2019 02:03	Scrap Metals	

Work Order Id	Description	Priority	Status	Submit To	Proj Start Date	Proj Finish Date	Waste Type 1	Waste Amount 1 (Tons)
7799	Refuse Collect Ad Hoc	3	CLOSED	Bautista, Frederick PS	07/23/2019 01:52	07/23/2019 01:52	Refuse	3.11
7800	Refuse Collect Ad Hoc	3	CLOSED	Bautista, Frederick PS	07/23/2019 02:00	07/23/2019 02:00	Refuse	2.44
7803	Bulk Waste Disposal	3	CLOSED	Bautista, Frederick PS	07/24/2019 01:55	07/24/2019 01:55	Scrap Metals	
7802	Refuse Collect Ad Hoc	3	CLOSED	Bautista, Frederick PS	07/24/2019 01:34	07/24/2019 01:34	Refuse	3.06
7805	Bulk Waste Disposal	3	0 - INITIATED	Bautista, Frederick PS	07/25/2019 02:05	07/25/2019 02:05	Scrap Metals	
7804	Refuse Collect Ad Hoc	3	CLOSED	Bautista, Frederick PS	07/25/2019 01:23	07/25/2019 01:23	Refuse	2.28
7806	Grounds Maintenance Special	3	CLOSED	Bautista, Frederick PS	07/25/2019 02:10	07/25/2019 02:10	Green Waste	
7811	Bulk Waste Disposal	3	CLOSED	Bautista, Frederick PS	07/26/2019 01:56	07/26/2019 01:56	Scrap Metals	
7810	Bulk Waste Disposal	3	CLOSED	Bautista, Frederick PS	07/26/2019 01:47	07/26/2019 01:47	Scrap Metals	
7793	Sweep - Weekly	3	CLOSED	Bautista, Frederick PS	07/22/2019 05:58	07/22/2019 05:58	Sweeper Waste	
7796	Sweep - Weekly	3	CLOSED	Bautista, Frederick PS	07/22/2019 01:01	07/22/2019 01:01	Sweeper Waste	
7807	Refuse Collect Ad Hoc	3	CLOSED	Bautista, Frederick PS	07/26/2019 12:56	07/26/2019 12:56	Refuse	2.73
7812	Bulk Waste Disposal	3	CLOSED	Bautista, Frederick PS	07/26/2019 02:07	07/26/2019 02:07	Green Waste	
7859	Bulk Waste Disposal	3	CLOSED	McLean, Robert	07/30/2019 07:00	07/30/2019 07:00		
7860	Bulk Waste Disposal	3	CLOSED	McLean, Robert	07/30/2019 07:11	07/30/2019 07:11	Scrap Metals	
7858	Bulk Waste Disposal	3	CLOSED	McLean, Robert	07/30/2019 06:56	07/30/2019 06:56		
7857	Refuse Collect Ad Hoc	3	CLOSED	McLean, Robert	07/30/2019 06:53	07/30/2019 06:53	Refuse	5.59
7842	Sweep - Weekly	3	CLOSED	McLean, Robert	07/29/2019 10:27	07/29/2019 10:27	Sweeper Waste	
7867	Refuse Collect Ad Hoc	3	CLOSED	McLean, Robert	08/2/2019 05:46	08/2/2019 05:46	Refuse	1.74
7863	Refuse Collect Ad Hoc	3	CLOSED	McLean, Robert	07/31/2019 05:31	07/31/2019 05:31	Refuse	2.54
7870	Bulk Waste Disposal	3	CLOSED	McLean, Robert	08/2/2019 06:13	08/2/2019 06:13		
7868	Refuse Collect Ad Hoc	3	CLOSED	McLean, Robert	08/2/2019 05:48	08/2/2019 05:48	Refuse	2.04
7869	Bulk Waste Disposal	3	CLOSED	McLean, Robert	08/2/2019 05:58	08/2/2019 05:58		
7808	Sweep - Weekly	3	0 - INITIATED	Bautista, Frederick PS	07/26/2019 01:13	07/26/2019 01:13	Sweeper Waste	
7809	Sweep - Weekly	3	0 - INITIATED	Bautista, Frederick PS	07/26/2019 01:24	07/26/2019 01:24	Sweeper Waste	
7841	Sweep - Weekly	3	CLOSED	McLean, Robert	07/29/2019 10:23	07/29/2019 10:23	Sweeper Waste	
7871	Refuse Collect Ad Hoc	3	CLOSED	McLean, Robert	08/2/2019 11:55	08/2/2019 11:55	Refuse	2.92
7872	Bulk Waste Disposal	3	CLOSED	McLean, Robert	08/5/2019 05:39	08/5/2019 05:39	Scrap Metals	
7873	Refuse Collect Ad Hoc	3	CLOSED	McLean, Robert	08/5/2019 02:10	08/5/2019 02:10	Refuse	5.62
7879	Bulk Waste Disposal	3	CLOSED	Bautista, Frederick PS	08/6/2019 02:07	08/6/2019 02:07	Scrap Metals	
7878	Bulk Waste Disposal	3	CLOSED	Bautista, Frederick PS	08/6/2019 02:03	08/6/2019 02:03	Sweeper Waste	15.47
7880	Bulk Waste Disposal	3	CLOSED	McLean, Robert	08/7/2019 01:57	08/7/2019 01:57	Scrap Metals	
7881	Refuse Collect Ad Hoc	3	CLOSED	McLean, Robert	08/7/2019 01:59	08/7/2019 01:59	Refuse	3.86
7874	Sweep - Weekly	3	CLOSED	McLean, Robert	08/5/2019 02:13	08/5/2019 02:13	Sweeper Waste	
7889	Refuse Collect Ad Hoc	3	CLOSED	McLean, Robert	08/8/2019 01:34	08/8/2019 01:34	Refuse	3.04
7910	Bulk Waste Disposal	3	CLOSED	McLean, Robert	08/9/2019 01:40	08/9/2019 01:40	Scrap Metals	
7911	Bulk Waste Disposal	3	CLOSED	McLean, Robert	08/9/2019 01:42	08/9/2019 01:42	Scrap Metals	
7912	Bulk Waste Disposal	3	CLOSED	McLean, Robert	08/9/2019 07:38	08/9/2019 07:44	Scrap Metals	
7875	Sweep - Weekly	3	0 - INITIATED	Bautista, Frederick PS	08/6/2019 11:22	08/6/2019 11:22	Sweeper Waste	
7882	Sweep - Weekly	3	CLOSED	McLean, Robert	08/8/2019 05:47	08/8/2019 05:47	Sweeper Waste	

Work Order Id	Description	Priority	Status	Submit To	Proj Start Date	Proj Finish Date	Waste Type 1	Waste Amount 1 (Tons)
7909	Refuse Collect Ad Hoc	3	CLOSED	McLean, Robert	08/9/2019 12:51	08/9/2019 12:51	Refuse	2.17
7925	Bulk Waste Disposal	3	CLOSED	McLean, Robert	08/12/2019 02:05	08/12/2019 02:05	Scrap Metals	
7924	Refuse Collect Ad Hoc	3	CLOSED	McLean, Robert	08/12/2019 01:57	08/12/2019 01:57	Refuse	4.41
7934	Bulk Waste Disposal	3	CLOSED	McLean, Robert	08/13/2019 01:43	08/13/2019 01:43		
7933	Bulk Waste Disposal	3	CLOSED	McLean, Robert	08/13/2019 01:41	08/13/2019 01:41	Scrap Metals	
7935	Bulk Waste Disposal	3	CLOSED	McLean, Robert	08/13/2019 01:45	08/13/2019 01:45		
7942	Refuse Collect Ad Hoc	3	CLOSED	McLean, Robert	08/14/2019 05:25	08/14/2019 05:25	Refuse	3.55
7948	Refuse Collect Ad Hoc	3	CLOSED	McLean, Robert	08/15/2019 05:09	08/15/2019 05:09	Refuse	1.80
7913	Sweep - Weekly	3	CLOSED	McLean, Robert	08/12/2019 05:21	08/12/2019 05:21	Sweeper Waste	
7949	Refuse Collect Ad Hoc	3	CLOSED	McLean, Robert	08/15/2019 12:24	08/15/2019 12:24	Refuse	1.08
7950	Refuse Collect Ad Hoc	3	CLOSED	Bautista, Frederick PS	08/19/2019 05:55	08/19/2019 05:55	Refuse	3.16
7955	Bulk Waste Disposal	3	CLOSED	Bautista, Frederick PS	08/20/2019 01:10	08/20/2019 01:10	Scrap Metals	
7951	Refuse Collect Ad Hoc	3	CLOSED	Bautista, Frederick PS	08/19/2019 01:44	08/19/2019 01:44	Refuse	3.96
7956	Bulk Waste Disposal	3	CLOSED	Bautista, Frederick PS	08/20/2019 01:14	08/20/2019 01:14	Scrap Metals	
7959	Bulk Waste Disposal	3	CLOSED	Bautista, Frederick PS	08/22/2019 05:39	08/22/2019 05:39	Scrap Metals	
7957	Refuse Collect Ad Hoc	3	CLOSED	Bautista, Frederick PS	08/21/2019 05:14	08/21/2019 05:14	Refuse	2.20
7965	Bulk Waste Disposal	3	0 - INITIATED	Bautista, Frederick PS	08/22/2019 01:57	08/22/2019 01:57	Scrap Metals	
7966	Bulk Waste Disposal	3	CLOSED	Bautista, Frederick PS	08/22/2019 02:05	08/22/2019 02:05	Scrap Metals	
7964	Refuse Collect Ad Hoc	3	CLOSED	Bautista, Frederick PS	08/22/2019 01:46	08/22/2019 01:46	Refuse	2.51
7958	Refuse Collect Ad Hoc	3	CLOSED	Bautista, Frederick PS	08/22/2019 05:24	08/22/2019 05:24	Refuse	2.40
7978	Bulk Waste Disposal	3	CLOSED	Bautista, Frederick PS	08/23/2019 02:04	08/23/2019 02:04	Scrap Metals	
7977	Bulk Waste Disposal	3	CLOSED	Bautista, Frederick PS	08/23/2019 01:59	08/23/2019 01:59	Scrap Metals	
7953	Sweep - Weekly	3	0 - INITIATED	Bautista, Frederick PS	08/19/2019 01:55	08/19/2019 01:55	Sweeper Waste	
7954	Sweep - Weekly	3	0 - INITIATED	Bautista, Frederick PS	08/19/2019 02:01	08/19/2019 02:01	Sweeper Waste	
7976	Refuse Collect Ad Hoc	3	CLOSED	Bautista, Frederick PS	08/23/2019 01:17	08/23/2019 01:17	Refuse	1.98
8007	Bulk Waste Disposal	3	CLOSED	Bautista, Frederick PS	08/27/2019 05:17	08/27/2019 05:17	Scrap Metals	
8008	Bulk Waste Disposal	3	CLOSED	Bautista, Frederick PS	08/27/2019 05:21	08/27/2019 05:21	Scrap Metals	
8009	Bulk Waste Disposal	3	CLOSED	Bautista, Frederick PS	08/27/2019 05:27	08/27/2019 05:27	Scrap Metals	
8005	Refuse Collect Ad Hoc	3	CLOSED	Bautista, Frederick PS	08/26/2019 02:12	08/26/2019 02:12	Refuse	5.02
8011	Bulk Waste Disposal	3	CLOSED	Bautista, Frederick PS	08/27/2019 02:08	08/27/2019 02:08	Scrap Metals	
8010	Refuse Collect Ad Hoc	3	CLOSED	Bautista, Frederick PS	08/27/2019 02:03	08/27/2019 02:03	Refuse	2.63
8013	Refuse Collect Ad Hoc	3	CLOSED	Bautista, Frederick PS	08/30/2019 05:22	08/30/2019 05:22	Refuse	2.09
8014	Refuse Collect Ad Hoc	3	CLOSED	McLean, Robert	08/30/2019 05:25	08/30/2019 05:25	Refuse	2.71
7980	Sweep - Weekly	3	CLOSED	Bautista, Frederick PS	08/26/2019 10:43	08/26/2019 10:43	Sweeper Waste	
7981	Sweep - Weekly	3	CLOSED	Bautista, Frederick PS	08/26/2019 10:48	08/26/2019 10:48	Sweeper Waste	
8015	Refuse Collect Ad Hoc	3	CLOSED	Bautista, Frederick PS	08/30/2019 11:31	08/30/2019 11:31	Refuse	2.65
8023	Bulk Waste Disposal	3	CLOSED	McLean, Robert	09/3/2019 02:10	09/3/2019 02:10	Scrap Metals	
8019	Refuse Collect Ad Hoc	3	CLOSED	Bautista, Frederick PS	09/3/2019 06:33	09/3/2019 06:33	Refuse	2.51
8022	Bulk Waste Disposal	3	0 - INITIATED	Bautista, Frederick PS	09/3/2019 02:07	09/3/2019 02:07	Scrap Metals	
8021	Refuse Collect Ad Hoc	3	CLOSED	Bautista, Frederick PS	09/3/2019 01:40	09/3/2019 01:40	Refuse	3.21

Work Order Id	Description	Priority	Status	Submit To	Proj Start Date	Proj Finish Date	Waste Type 1	Waste Amount 1 (Tons)
8025	Bulk Waste Disposal	3	CLOSED	Bautista, Frederick PS	09/5/2019 05:26	09/5/2019 05:26	Scrap Metals	
8026	Refuse Collect Ad Hoc	3	CLOSED	Bautista, Frederick PS	09/6/2019 05:19	09/6/2019 05:19	Refuse	3.86
8024	Refuse Collect Ad Hoc	3	CLOSED	Bautista, Frederick PS	09/5/2019 05:21	09/5/2019 05:21	Refuse	2.80
8017	Sweep - Weekly	3	CLOSED	Bautista, Frederick PS	09/3/2019 06:25	09/3/2019 06:25	Sweeper Waste	
8018	Sweep - Weekly	3	CLOSED	Bautista, Frederick PS	09/3/2019 06:30	09/3/2019 06:30	Sweeper Waste	
8029	Sweep Waste Disposal	3	CLOSED	Bautista, Frederick PS	09/9/2019 05:23	09/9/2019 05:23	Sweeper Waste	10.41
8030	Refuse Collect Ad Hoc	3	CLOSED	Bautista, Frederick PS	09/9/2019 05:30	09/9/2019 05:30	Refuse	2.25
8034	Bulk Waste Disposal	3	CLOSED	Bautista, Frederick PS	09/10/2019 05:28	09/10/2019 05:28	Scrap Metals	
8035	Bulk Waste Disposal	3	CLOSED	Bautista, Frederick PS	09/10/2019 05:32	09/10/2019 05:32	Scrap Metals	
8036	Refuse Collect Ad Hoc	3	CLOSED	Bautista, Frederick PS	09/10/2019 05:37	09/10/2019 05:37	Refuse	6.29
8037	Refuse Collect Ad Hoc	3	CLOSED	Bautista, Frederick PS	09/10/2019 12:56	09/10/2019 12:56	Refuse	1.83
8040	Bulk Waste Disposal	3	CLOSED	Bautista, Frederick PS	09/12/2019 05:44	09/12/2019 05:44	Scrap Metals	
8039	Refuse Collect Ad Hoc	3	CLOSED	Bautista, Frederick PS	09/12/2019 05:38	09/12/2019 05:38	Refuse	2.45
8042	Bulk Waste Disposal	3	CLOSED	Bautista, Frederick PS	09/12/2019 02:10	09/12/2019 02:10	Scrap Metals	
8041	Refuse Collect Ad Hoc	3	CLOSED	Bautista, Frederick PS	09/12/2019 02:05	09/12/2019 02:05	Refuse	1.90
8046	Bulk Waste Disposal	3	CLOSED	Bautista, Frederick PS	09/13/2019 01:18	09/13/2019 01:18	Scrap Metals	
8047	Bulk Waste Disposal	3	CLOSED	Bautista, Frederick PS	09/13/2019 01:24	09/13/2019 01:24	Scrap Metals	
8031	Sweep - Weekly	3	CLOSED	Bautista, Frederick PS	09/9/2019 05:53	09/9/2019 05:53	Sweeper Waste	
8032	Sweep - Weekly	3	CLOSED	McLean, Robert	09/9/2019 05:56	09/9/2019 05:56	Sweeper Waste	
8048	Refuse Collect Ad Hoc	3	CLOSED	Bautista, Frederick PS	09/13/2019 02:26	09/13/2019 02:26	Refuse	2.15
8050	Bulk Waste Disposal	3	CLOSED	Bautista, Frederick PS	09/16/2019 01:50	09/16/2019 01:50	Scrap Metals	
8051	Bulk Waste Disposal	3	CLOSED	Bautista, Frederick PS	09/16/2019 01:53	09/16/2019 01:53	Scrap Metals	
8049	Refuse Collect Ad Hoc	3	CLOSED	Bautista, Frederick PS	09/16/2019 12:15	09/16/2019 12:15	Refuse	4.22
8053	Bulk Waste Disposal	3	CLOSED	Bautista, Frederick PS	09/17/2019 02:07	09/17/2019 02:07	Scrap Metals	
8052	Refuse Collect Ad Hoc	3	CLOSED	Bautista, Frederick PS	09/17/2019 02:02	09/17/2019 02:02	Refuse	3.17
8056	Bulk Waste Disposal	3	CLOSED	Bautista, Frederick PS	09/18/2019 02:03	09/18/2019 02:03	Scrap Metals	
8055	Refuse Collect Ad Hoc	3	CLOSED	Bautista, Frederick PS	09/18/2019 01:59	09/18/2019 01:59	Refuse	2.24
8058	Refuse Collect Ad Hoc	3	CLOSED	Bautista, Frederick PS	09/19/2019 12:26	09/19/2019 12:26	Refuse	2.37
8044	Sweep - Weekly	3	CLOSED	Bautista, Frederick PS	09/13/2019 12:18	09/13/2019 12:18	Sweeper Waste	
8045	Sweep - Weekly	3	CLOSED	Bautista, Frederick PS	09/13/2019 12:21	09/13/2019 12:21	Sweeper Waste	
8061	Refuse Collect Ad Hoc	3	CLOSED	Bautista, Frederick PS	09/20/2019 01:52	09/20/2019 01:52	Refuse	2.10
8065	Bulk Waste Disposal	3	CLOSED	McLean, Robert	09/24/2019 01:46	09/24/2019 01:46	Scrap Metals	
8063	Bulk Waste Disposal	3	CLOSED	McLean, Robert	09/24/2019 10:56	09/24/2019 10:56	Scrap Metals	
8064	Bulk Waste Disposal	3	CLOSED	McLean, Robert	09/24/2019 10:59	09/24/2019 10:59	Scrap Metals	
8062	Refuse Collect Ad Hoc	3	CLOSED	McLean, Robert	09/24/2019 10:54	09/24/2019 10:54	Refuse	4.82
8066	Refuse Collect Ad Hoc	3	CLOSED	McLean, Robert	09/24/2019 02:07	09/24/2019 02:07	Refuse	2.97
8067	Refuse Collect Ad Hoc	3	CLOSED	McLean, Robert	09/25/2019 02:05	09/25/2019 02:05	Refuse	1.75
8068	Bulk Waste Disposal	3	CLOSED	McLean, Robert	09/25/2019 02:08	09/25/2019 02:08	Green Waste	2.36
8069	Refuse Collect Ad Hoc	3	CLOSED	McLean, Robert	09/26/2019 01:54	09/26/2019 01:54	Refuse	2.52
8072	Bulk Waste Disposal	3	CLOSED	McLean, Robert	09/30/2019 07:54	09/30/2019 07:54	Scrap Metals	

Work Order Id	Description	Priority	Status	Submit To	Proj Start Date	Proj Finish Date	Waste Type 1	Waste Amount 1 (Tons)
8059	Sweep - Weekly	3	CLOSED	McLean, Robert	09/20/2019 12:42	09/20/2019 12:42	Sweeper Waste	
8060	Sweep - Weekly	3	CLOSED	McLean, Robert	09/20/2019 12:46	09/20/2019 12:46	Sweeper Waste	
8070	Refuse Collect Ad Hoc	3	CLOSED	McLean, Robert	09/30/2019 07:38	09/30/2019 07:38	Refuse	3.94
8078	Bulk Waste Disposal	3	CLOSED	McLean, Robert	09/30/2019 12:41	09/30/2019 12:41	Sweeper Waste	15.58
8079	Refuse Collect Ad Hoc	3	CLOSED	McLean, Robert	09/30/2019 01:56	09/30/2019 02:00	Refuse	4.57
8081	Bulk Waste Disposal	3	CLOSED	McLean, Robert	10/1/2019 01:03	10/1/2019 01:03	Scrap Metals	
8083	Bulk Waste Disposal	3	CLOSED	McLean, Robert	10/3/2019 05:27	10/3/2019 05:27	Scrap Metals	9.60
8082	Bulk Waste Disposal	3	CLOSED	McLean, Robert	10/2/2019 05:27	10/2/2019 05:27		
8074	Sweep - Weekly	3	CLOSED	McLean, Robert	09/30/2019 08:02	09/30/2019 08:02	Sweeper Waste	
8080	Refuse Collect Ad Hoc	3	CLOSED	McLean, Robert	10/1/2019 12:58	10/1/2019 12:58	Sweeper Waste	4.16
8085	Bulk Waste Disposal	3	CLOSED	McLean, Robert	10/3/2019 05:41	10/3/2019 05:41	Scrap Metals	
8087	Bulk Waste Disposal	3	CLOSED	McLean, Robert	10/3/2019 01:52	10/3/2019 01:52	Green Waste	3.09
8084	Refuse Collect Ad Hoc	3	CLOSED	McLean, Robert	10/3/2019 05:34	10/3/2019 05:34	Refuse	1.65
8088	Refuse Collect Ad Hoc	3	CLOSED	McLean, Robert	10/3/2019 01:55	10/3/2019 01:55	Refuse	2.69
8073	Sweep - Weekly	3	CLOSED	McLean, Robert	09/30/2019 07:59	09/30/2019 07:59	Sweeper Waste	
8090	Refuse Collect Ad Hoc	3	CLOSED	McLean, Robert	10/5/2019 01:00	10/5/2019 01:00	Refuse	3.69
8093	Refuse Collect Ad Hoc	3	CLOSED	McLean, Robert	10/7/2019 01:26	10/7/2019 01:26	Refuse	4.66
8097	Bulk Waste Disposal	3	CLOSED	McLean, Robert	10/8/2019 01:55	10/8/2019 01:55	Scrap Metals	
8096	Refuse Collect Ad Hoc	3	CLOSED	McLean, Robert	10/8/2019 01:52	10/8/2019 01:52	Refuse	4.00
8101	Bulk Waste Disposal	3	CLOSED	McLean, Robert	10/10/2019 05:35	10/10/2019 05:35		
8103	Bulk Waste Disposal	3	CLOSED	McLean, Robert	10/10/2019 05:43	10/10/2019 05:43		
8100	Refuse Collect Ad Hoc	3	CLOSED	McLean, Robert	10/10/2019 05:29	10/10/2019 05:29	Refuse	3.41
8109	Bulk Waste Disposal	3	CLOSED	McLean, Robert	10/11/2019 01:28	10/11/2019 01:28	Scrap Metals	
8108	Bulk Waste Disposal	3	CLOSED	McLean, Robert	10/11/2019 01:24	10/11/2019 01:24	Scrap Metals	
8102	Bulk Waste Disposal	3	CLOSED	McLean, Robert	10/10/2019 05:40	10/10/2019 05:40		
8095	Sweep - Weekly	3	CLOSED	McLean, Robert	10/7/2019 01:33	10/7/2019 01:33	Sweeper Waste	
8106	Refuse Collect Ad Hoc	3	CLOSED	McLean, Robert	10/10/2019 01:20	10/10/2019 01:20	Refuse	2.27
8094	Sweep - Weekly	3	CLOSED	McLean, Robert	10/7/2019 01:31	10/7/2019 01:31	Sweeper Waste	
8111	Refuse Collect Ad Hoc	3	CLOSED	McLean, Robert	10/12/2019 01:16	10/12/2019 01:16	Refuse	3.57
8126	Sweep Waste Disposal	3	CLOSED	McLean, Robert	10/15/2019 11:39	10/15/2019 11:39	Sweeper Waste	12.71
8115	Bulk Waste Disposal	3	CLOSED	McLean, Robert	10/14/2019 01:54	10/14/2019 01:54		
8113	Refuse Collect Ad Hoc	3	CLOSED	McLean, Robert	10/14/2019 01:29	10/14/2019 01:29	Refuse	5.17
8129	Bulk Waste Disposal	3	CLOSED	McLean, Robert	10/16/2019 12:27	10/16/2019 12:27	Scrap Metals	
8128	Refuse Collect Ad Hoc	3	CLOSED	McLean, Robert	10/16/2019 12:11	10/16/2019 12:11	Refuse	2.91
8133	Bulk Waste Disposal	3	CLOSED	McLean, Robert	10/16/2019 02:18	10/16/2019 02:18	Scrap Metals	
8132	Bulk Waste Disposal	3	CLOSED	McLean, Robert	10/16/2019 02:14	10/16/2019 02:14	Scrap Metals	
8130	Bulk Waste Disposal	3	CLOSED	McLean, Robert	10/16/2019 01:58	10/16/2019 01:58	Scrap Metals	3.00
8131	Refuse Collect Ad Hoc	3	CLOSED	McLean, Robert	10/16/2019 02:05	10/16/2019 02:05	Refuse	1.08
8136	Bulk Waste Disposal	3	CLOSED	McLean, Robert	10/17/2019 01:58	10/17/2019 01:58	Scrap Metals	
8137	Bulk Waste Disposal	3	CLOSED	McLean, Robert	10/17/2019 02:00	10/17/2019 02:00		

Work Order Id	Description	Priority	Status	Submit To	Proj Start Date	Proj Finish Date	Waste Type 1	Waste Amount 1 (Tons)
8138	Bulk Waste Disposal	3	CLOSED	McLean, Robert	10/17/2019 02:03	10/17/2019 02:03		
8135	Refuse Collect Ad Hoc	3	CLOSED	McLean, Robert	10/17/2019 01:43	10/17/2019 01:43	Refuse	2.77
8134	Sweep - Weekly	3	CLOSED	McLean, Robert	10/17/2019 05:21	10/17/2019 05:21	Sweeper Waste	
8139	Refuse Collect Ad Hoc	3	CLOSED	McLean, Robert	10/21/2019 05:21	10/21/2019 05:21	Refuse	2.48
8140	Refuse Collect Ad Hoc	3	CLOSED	McLean, Robert	10/21/2019 12:48	10/21/2019 12:48	Refuse	5.04
8145	Refuse Collect Ad Hoc	3	CLOSED	McLean, Robert	10/22/2019 01:06	10/22/2019 01:06	Refuse	3.86
8147	Bulk Waste Disposal	3	CLOSED	McLean, Robert	10/24/2019 05:37	10/24/2019 05:37	Scrap Metals	
8146	Refuse Collect Ad Hoc	3	CLOSED	McLean, Robert	10/23/2019 12:33	10/23/2019 12:33	Refuse	2.89
8143	Sweep - Weekly	3	CLOSED	McLean, Robert	10/22/2019 06:00	10/22/2019 06:00	Sweeper Waste	
8154	Refuse Collect Ad Hoc	3	CLOSED	McLean, Robert	10/25/2019 01:37	10/25/2019 01:37	Refuse	2.15
8151	Refuse Collect Ad Hoc	3	CLOSED	McLean, Robert	10/25/2019 05:24	10/25/2019 05:24	Refuse	2.68
8163	Refuse Collect Ad Hoc	3	CLOSED	McLean, Robert	10/28/2019 12:50	10/28/2019 12:50	Refuse	5.48
8166	Sweep Waste Disposal	3	CLOSED	McLean, Robert	10/29/2019 05:20	10/29/2019 05:20	Sweeper Waste	14.23
8168	Refuse Collect Ad Hoc	3	CLOSED	McLean, Robert	10/29/2019 02:18	10/29/2019 02:18		3.49
8169	Refuse Collect Ad Hoc	3	CLOSED	McLean, Robert	10/31/2019 05:41	10/31/2019 05:41	Refuse	2.68
8170	Refuse Collect Ad Hoc	3	CLOSED	McLean, Robert	10/31/2019 01:47	10/31/2019 01:47	Refuse	2.74
8162	Sweep - Weekly	3	CLOSED	McLean, Robert	10/28/2019 09:26	10/28/2019 09:26	Sweeper Waste	
8172	Refuse Collect Ad Hoc	3	CLOSED	McLean, Robert	11/2/2019 01:17	11/2/2019 01:17	Refuse	1.91
8177	Bulk Waste Disposal	3	CLOSED	McLean, Robert	11/5/2019 05:53	11/5/2019 05:53	Scrap Metals	
8178	Bulk Waste Disposal	3	CLOSED	McLean, Robert	11/5/2019 05:56	11/5/2019 05:56	Scrap Metals	
8179	Refuse Collect Ad Hoc	3	CLOSED	McLean, Robert	11/5/2019 12:53	11/5/2019 12:53	Refuse	5.05
8176	Refuse Collect Ad Hoc	3	CLOSED	McLean, Robert	11/5/2019 05:40	11/5/2019 05:40	Refuse	5.21
8180	Bulk Waste Disposal	3	CLOSED	McLean, Robert	11/6/2019 08:46	11/6/2019 08:46		
8181	Refuse Collect Ad Hoc	3	CLOSED	McLean, Robert	11/6/2019 01:22	11/6/2019 01:22	Refuse	2.79
8187	Refuse Collect Ad Hoc	3	CLOSED	McLean, Robert	11/7/2019 01:38	11/7/2019 01:38	Refuse	2.12
8173	Sweep - Weekly	3	CLOSED	McLean, Robert	11/4/2019 05:29	11/4/2019 05:29	Sweeper Waste	
8188	Refuse Collect Ad Hoc	3	CLOSED	McLean, Robert	11/10/2019 09:36	11/10/2019 09:36	Refuse	3.71
8189	Refuse Collect Ad Hoc	3	CLOSED	McLean, Robert	11/10/2019 09:39	11/10/2019 09:39	Refuse	3.82
8191	Bulk Waste Disposal	3	CLOSED	McLean, Robert	11/12/2019 01:48	11/12/2019 01:48	Scrap Metals	
8195	Bulk Waste Disposal	3	CLOSED	McLean, Robert	11/13/2019 05:34	11/13/2019 05:34	Scrap Metals	
8194	Refuse Collect Ad Hoc	3	CLOSED	McLean, Robert	11/13/2019 05:32	11/13/2019 05:32	Refuse	5.11
8200	Bulk Waste Disposal	3	CLOSED	McLean, Robert	11/15/2019 10:36	11/15/2019 10:36	Scrap Metals	
8199	Refuse Collect Ad Hoc	3	CLOSED	McLean, Robert	11/15/2019 10:32	11/15/2019 10:32	Refuse	2.34
8197	Refuse Collect Ad Hoc	3	CLOSED	McLean, Robert	11/14/2019 05:21	11/14/2019 05:21	Refuse	3.26
8201	Bulk Waste Disposal	3	CLOSED	McLean, Robert	11/15/2019 11:51	11/15/2019 11:51	Scrap Metals	
8190	Sweep - Weekly	3	CLOSED	McLean, Robert	11/12/2019 05:18	11/12/2019 05:18	Sweeper Waste	
8202	Refuse Collect Ad Hoc	3	CLOSED	McLean, Robert	11/18/2019 06:36	11/18/2019 06:36	Refuse	2.34
8204	Bulk Waste Disposal	3	CLOSED	McLean, Robert	11/19/2019 05:24	11/19/2019 05:24		
8203	Refuse Collect Ad Hoc	3	CLOSED	McLean, Robert	11/19/2019 05:21	11/19/2019 05:21	Refuse	5.19
8206	Refuse Collect Ad Hoc	3	CLOSED	McLean, Robert	11/19/2019 01:52	11/19/2019 01:52	Refuse	2.79

Work Order Id	Description	Priority	Status	Submit To	Proj Start Date	Proj Finish Date	Waste Type 1	Waste Amount 1 (Tons)
8210	Refuse Collect Ad Hoc	3	CLOSED	McLean, Robert	11/22/2019 07:03	11/22/2019 07:03	Refuse	2.39
8209	Bulk Waste Disposal	3	CLOSED	McLean, Robert	11/22/2019 06:47	11/22/2019 06:47	Scrap Metals	
8211	Refuse Collect Ad Hoc	3	CLOSED	McLean, Robert	11/22/2019 07:09	11/22/2019 07:09	Refuse	2.70
8217	Bulk Waste Disposal	3	CLOSED	Gomes, Gregory	11/25/2019 11:15	11/25/2019 11:15	Scrap Metals	
8218	Bulk Waste Disposal	3	CLOSED	McLean, Robert	11/25/2019 11:21	11/25/2019 11:21	Scrap Metals	
8205	Sweep - Weekly	3	CLOSED	McLean, Robert	11/19/2019 05:27	11/19/2019 05:27	Sweeper Waste	
8212	Refuse Collect Ad Hoc	3	CLOSED	McLean, Robert	11/22/2019 01:04	11/22/2019 01:04	Refuse	3.00
8219	Sweep Waste Disposal	3	CLOSED	McLean, Robert	11/25/2019 11:25	11/25/2019 11:25	Sweeper Waste	17.60
8221	Bulk Waste Disposal	3	CLOSED	McLean, Robert	11/25/2019 11:50	11/26/2019 02:00	Scrap Metals	
8220	Refuse Collect Ad Hoc	3	CLOSED	McLean, Robert	11/25/2019 01:17	11/25/2019 01:17	Refuse	5.93
8222	Bulk Waste Disposal	3	CLOSED	McLean, Robert	11/26/2019 05:48	11/26/2019 05:48	Scrap Metals	
8225	Bulk Waste Disposal	3	CLOSED	McLean, Robert	11/27/2019 08:42	11/27/2019 08:42		
8226	Bulk Waste Disposal	3	CLOSED	McLean, Robert	11/27/2019 08:50	11/27/2019 08:50	Scrap Metals	
8233	Bulk Waste Disposal	3	CLOSED	McLean, Robert	11/27/2019 06:25	11/29/2019 08:00		
8224	Refuse Collect Ad Hoc	3	CLOSED	McLean, Robert	11/26/2019 06:30	11/27/2019 06:37	Refuse	2.96
8228	Refuse Collect Ad Hoc	3	CLOSED	McLean, Robert	11/27/2019 06:30	11/27/2019 01:56	Refuse	2.41
8232	Bulk Waste Disposal	3	CLOSED	McLean, Robert	11/27/2019 08:05	11/27/2019 08:15	Scrap Metals	
8234	Refuse Collect Ad Hoc	3	CLOSED	McLean, Robert	11/29/2019 08:15	11/29/2019 08:15	Scrap Metals	
8237	Bulk Waste Disposal	3	CLOSED	McLean, Robert	11/29/2019 01:42	11/29/2019 01:42		
8238	Bulk Waste Disposal	3	CLOSED	McLean, Robert	11/29/2019 01:57	11/29/2019 01:57		
8239	Bulk Waste Disposal	3	CLOSED	McLean, Robert	11/29/2019 02:06	11/29/2019 02:06		
8213	Sweep - Weekly	3	CLOSED	McLean, Robert	11/25/2019 07:21	11/25/2019 07:21	Sweeper Waste	
8236	Refuse Collect Ad Hoc	3	CANCEL	McLean, Robert	11/29/2019 01:31	11/29/2019 01:31	Refuse	3.35
8245	Bulk Waste Disposal	3	CLOSED	McLean, Robert	12/3/2019 05:27	12/3/2019 05:27		
8246	Bulk Waste Disposal	3	CLOSED	McLean, Robert	12/3/2019 05:37	12/3/2019 05:37		
8247	Bulk Waste Disposal	3	CLOSED	McLean, Robert	12/3/2019 05:43	12/3/2019 05:43		
8243	Bulk Waste Disposal	3	CLOSED	McLean, Robert	12/2/2019 12:08	12/2/2019 12:08	Refuse	0.61
8244	Refuse Collect Ad Hoc	3	CLOSED	McLean, Robert	12/2/2019 01:42	12/2/2019 01:42	Refuse	6.66
8251	Bulk Waste Disposal	3	CLOSED	McLean, Robert	12/4/2019 05:37	12/4/2019 05:37		
8252	Bulk Waste Disposal	3	CLOSED	McLean, Robert	12/4/2019 05:43	12/4/2019 05:43		
8250	Refuse Collect Ad Hoc	3	CLOSED	McLean, Robert	12/4/2019 05:26	12/4/2019 05:26	Refuse	3.57
8249	Refuse Collect Ad Hoc	3	CLOSED	McLean, Robert	12/3/2019 02:04	12/3/2019 02:04		4.54
8248	Refuse Collect Ad Hoc	3	CLOSED	McLean, Robert	12/3/2019 01:01	12/3/2019 01:01	Refuse	2.97
8256	Bulk Waste Disposal	3	CLOSED	McLean, Robert	12/5/2019 05:36	12/5/2019 05:36		
8254	Bulk Waste Disposal	3	CLOSED	McLean, Robert	12/4/2019 01:53	12/4/2019 01:53	Refuse	4.14
8253	Refuse Collect Ad Hoc	3	CLOSED	McLean, Robert	12/4/2019 01:42	12/4/2019 01:42	Refuse	3.29
8255	Refuse Collect Ad Hoc	3	CLOSED	McLean, Robert	12/4/2019 01:58	12/4/2019 01:58	Refuse	3.53
8258	Refuse Collect Ad Hoc	3	CLOSED	McLean, Robert	12/5/2019 01:41	12/5/2019 01:41	Refuse	2.46
8257	Refuse Collect Ad Hoc	3	CLOSED	McLean, Robert	12/5/2019 10:23	12/5/2019 10:23	Refuse	2.82
8259	Bulk Waste Disposal	3	CLOSED	McLean, Robert	12/6/2019 02:07	12/6/2019 02:07	Refuse	5.63

Work Order Id	Description	Priority	Status	Submit To	Proj Start Date	Proj Finish Date	Waste Type 1	Waste Amount 1 (Tons)
8260	Refuse Collect Ad Hoc	3	CLOSED	McLean, Robert	12/6/2019 02:11	12/6/2019 02:11	Refuse	2.23
8240	Sweep - Weekly	3	CLOSED	McLean, Robert	12/2/2019 11:57	12/2/2019 11:57	Sweeper Waste	
8263	Bulk Waste Disposal	3	CLOSED	McLean, Robert	12/9/2019 01:48	12/9/2019 01:48	Scrap Metals	
8262	Refuse Collect Ad Hoc	3	CLOSED	McLean, Robert	12/9/2019 01:38	12/9/2019 01:38	Refuse	3.20
8265	Refuse Collect Ad Hoc	3	CLOSED	McLean, Robert	12/10/2019 01:45	12/10/2019 01:45	Refuse	2.27
8270	Bulk Waste Disposal	3	CLOSED	McLean, Robert	12/12/2019 05:22	12/12/2019 05:22	Scrap Metals	
8271	Bulk Waste Disposal	3	CLOSED	McLean, Robert	12/12/2019 05:33	12/12/2019 05:33	Scrap Metals	
8272	Bulk Waste Disposal	3	CLOSED	McLean, Robert	12/12/2019 05:41	12/12/2019 05:41	Scrap Metals	
8266	Refuse Collect Ad Hoc	3	CLOSED	McLean, Robert	12/11/2019 12:10	12/11/2019 12:10	Refuse	2.72
8267	Bulk Waste Disposal	3	CLOSED	McLean, Robert	12/11/2019 01:47	12/11/2019 01:47		1.65
8274	Refuse Collect Ad Hoc	3	CLOSED	McLean, Robert	12/12/2019 02:04	12/12/2019 02:04	Refuse	3.09
8287	Bulk Waste Disposal	3	CLOSED	McLean, Robert	12/14/2019 01:29	12/14/2019 01:29	Scrap Metals	
8288	Refuse Collect Ad Hoc	3	CLOSED	McLean, Robert	12/14/2019 01:34	12/14/2019 01:34	Refuse	2.64
8289	Bulk Waste Disposal	3	CLOSED	McLean, Robert	12/14/2019 01:38	12/14/2019 01:38	Green Waste	1.51
8291	Bulk Waste Disposal	3	CLOSED	McLean, Robert	12/16/2019 01:57	12/16/2019 01:57	Scrap Metals	
8290	Refuse Collect Ad Hoc	3	CLOSED	McLean, Robert	12/16/2019 01:45	12/16/2019 01:45	Refuse	4.51
8294	Bulk Waste Disposal	3	CLOSED	McLean, Robert	12/17/2019 01:51	12/17/2019 01:51		
8295	Bulk Waste Disposal	3	CLOSED	McLean, Robert	12/17/2019 01:55	12/17/2019 01:55	Sweeper Waste	9.86
8292	Refuse Collect Ad Hoc	3	CLOSED	McLean, Robert	12/17/2019 01:25	12/17/2019 01:25	Refuse	3.05
8293	Bulk Waste Disposal	3	CLOSED	McLean, Robert	12/17/2019 01:43	12/17/2019 01:43		
8297	Refuse Collect Ad Hoc	3	CLOSED	McLean, Robert	12/18/2019 01:16	12/18/2019 01:16	Refuse	2.60
8299	Bulk Waste Disposal	3	CLOSED	McLean, Robert	12/19/2019 02:06	12/19/2019 02:06		
8300	Bulk Waste Disposal	3	CLOSED	McLean, Robert	12/19/2019 02:12	12/19/2019 02:12	Scrap Metals	
8298	Refuse Collect Ad Hoc	3	CLOSED	McLean, Robert	12/19/2019 02:02	12/19/2019 02:02	Refuse	2.92
8301	Refuse Collect Ad Hoc	3	CLOSED	McLean, Robert	12/20/2019 01:32	12/20/2019 01:32	Refuse	2.12
8302	Refuse Collect Ad Hoc	3	CLOSED	McLean, Robert	12/23/2019 01:43	12/23/2019 01:43	Refuse	6.07
8303	Bulk Waste Disposal	3	CLOSED	McLean, Robert	12/24/2019 10:53	12/24/2019 10:53	Scrap Metals	
8304	Refuse Collect Ad Hoc	3	CLOSED	McLean, Robert	12/24/2019 01:13	12/24/2019 01:13	Refuse	2.58
8315	Refuse Collect Ad Hoc	3	CLOSED	McLean, Robert	12/26/2019 01:41	12/26/2019 01:41	Refuse	6.80
8316	Refuse Collect Ad Hoc	3	CLOSED	McLean, Robert	12/27/2019 01:39	12/27/2019 01:39	Refuse	3.81
8317	Bulk Waste Disposal	3	CLOSED	McLean, Robert	12/30/2019 11:44	12/30/2019 11:44		
8318	Bulk Waste Disposal	3	CLOSED	McLean, Robert	12/30/2019 11:51	12/30/2019 11:51		
8319	Refuse Collect Ad Hoc	3	CLOSED	McLean, Robert	12/31/2019 05:22	12/31/2019 05:22	Refuse	8.17
8321	Bulk Waste Disposal	3	CLOSED	McLean, Robert	12/31/2019 01:49	12/31/2019 01:49	Scrap Metals	3.33
8320	Refuse Collect Ad Hoc	3	CLOSED	McLean, Robert	12/31/2019 12:54	12/31/2019 12:54	Refuse	4.20
							Total	1138.16

Attachment 18

Photographic Documentation

Attachment 18.
2019 Photographic Documentation

Photo 1 Description: The Annual Stormwater Awareness Training for Harbor Tenants. Two sessions were hosted on August 22, 2019 and September 18, 2019.

Photo 2 Description: Annual Protect Our Waters Conference hosted on November 13, 2019 at the Koolau Ballrooms.

Photo 3 Description: Department of Transportation, Harbors Division booth at the Protect Our Waters Conference. Educational handouts and promotional items with the harbor's logo were distributed.

Photo 4 Description: The Construction and Post-Construction Training. Two sessions were hosted on November 13, 2019 at the Protect our Water Conference and on December 16, 2019.

Attachment 18.
2019 Photographic Documentation

Photo 5 Description: Tenant Inspections conducted for all Honolulu Harbor and Kalaeloa Barbers Point Harbor tenants.	**Photo 6 Description**: Outfall Reconnaissance Wet Weather Inspections.

Attachment 19.a

PEAR #4 Draft and Final Reports

DRAFT Program Element Audit Report (PEAR) No. 4

Illicit Discharge Detection and Elimination Program Element and Industrial Commercial Activities/Tenant Program

Part 1 of **3**

State Project No. OSC-15-01

January 2019

Prepared by

Kennedy/Jenks Consultants

Prepared for

State of Hawaii
Department of Transportation
Office of Environmental Compliance
869 Punchbowl Street
Honolulu, Hawaii 96813

K/J Project No. 1696025*00

Table of Contents

List of Appendices ..... *ii*

List of Acronyms ..... *iii*

Section 1: Introduction 1

Section 2: Methods (CD Appendix A Section D.7.a.) 2

2.1 Pre-Audit 2
2.1.1 Notice of Audit 2
2.1.2 Records Request 2
2.1.3 Records Review 2
2.2 On-Site Evaluation 3
2.2.1 Pre-On-Site Evaluation Conference Call 3
2.2.2 On-Site Evaluation 3
2.2.3 Post-On-Site Evaluation Review Period 3
2.3 Reporting 3
2.3.1 Draft PEAR 3
2.3.2 Final PEAR 3

Section 3: Key Findings (CD Appendix A Section D.7.b. – e.) 4

3.1 Identification of Potential Violations and Deficiencies (CD Appendix A Section D.7.c.) 4
3.1.1 Potential Violations 5
3.1.2 Deficiencies 5
3.2 Best Practices and Opportunities (CD Appendix A Section D.7.d.) 5
3.3 Retrospective Analysis (CD Appendix A Section D.7.b.) 6
3.4 Implementation (CD Appendix A Section D.7.e) 8
3.5 Positive Program Elements 8

Table of Contents (cont'd)

List of Appendices

A Project Milestones and Deadlines
B1 Permit-Specific Information – Kahului Airport
B2 Permit-Specific Information – Daniel K. Inouye International Airport
B3 Permit-Specific Information – Honolulu Harbor
B4 Permit-Specific Information – Kalaeloa Barbers Point Harbor
B5 Permit-Specific Information – Highways Maui District
B6 Permit-Specific Information – Highways Oahu District
C Revised Audit Work Plan, November 2016

List of Acronyms

AMS	asset management system
AWP	Audit Work Plan
BMP	best management practice
CD	Consent Decree
DOH	State of Hawaii Department of Health
EPA	United States Environmental Protection Agency
HDOT	State of Hawaii Department of Transportation
I/C	Industrial Commercial Activities/Tenant
IDDE	Illicit Discharge Detection and Elimination
MS4	Municipal Separate Storm Sewer System
PEAR	Program Element Audit Report
PM	Project Manager
SWMPP	Stormwater Management Program Plan
SWPCP	Stormwater Pollution Control Plan

Section 1: Introduction

Under Paragraph 10.d of the Consent Decree (Civil Action 1:14-CV-00408-JMS-KSC) entered on 5 November 2014 (CD) with the United States Environmental Protection Agency (EPA) and the State of Hawaii Department of Health (DOH), the State of Hawaii Department of Transportation (HDOT) was required to perform compliance audits of Municipal Separate Storm Sewer System (MS4) permits issued to HDOT's Airports, Highways, and Harbors Divisions (referred to herein as the singular "MS4 Permit Audit"). The ongoing MS4 Permit Audit is being conducted in accordance with an Audit Work Plan (AWP) approved by EPA and DOH on 31 October 2016 and provided as Appendix C of this report. The MS4 Permit Audit consists of individual audits of six program elements:

1. Post-Construction Runoff Control / Permanent Best Management Practices (BMPs)
2. Construction Site Runoff Control
3. Public Outreach / Public Involvement
4. Illicit Discharge Detection and Elimination (IDDE) Program Element and Industrial Commercial Activities/Tenant (I/C) Program
5. Pollution Prevention / Good Housekeeping Program
6. Staffing, Funding, Organizational Structure, Availability of Resources, and Storm Water Program Sustainability

This Program Element Audit Report (PEAR) 4 documents procedures and findings of the IDDE Program Element and I/C Program Element.

Section 2: Methods (CD Appendix A Section D.7.a.)

As required in CD Appendix A Section D.7.a., this section includes a specific statement of the procedures followed, HDOT sites and activities visited, and materials reviewed during the MS4 Permit Audit. Additional details on specific dates can be found in Appendix A. Additional permit-specific details can be found in Appendices B1 through B6. The Audit Team reviewed the individual program element for the six permitted MS4 programs concurrently, developing a PEAR that represents the culmination of the auditing efforts across the three HDOT Divisions. The MS4 Permit Audit included three phases (Pre-Audit, On-Site Evaluation, and Reporting), detailed in the following sections.

2.1 Pre-Audit

2.1.1 Notice of Audit

The Audit Team began by providing a Notice of Audit to the MS4 Permit Coordinators via email. The Audit Team requested that the MS4 Permit Coordinators review two key documents.

First, the Audit Team created a table of Governing Regulations applicable to PEAR 4, which included sections of the federal regulations, HDOT's MS4 permits, and the CD. This table was used by the Audit Team in conjunction with the guiding questions in Appendix B of the AWP to informally track the results from the evaluation. The MS4 Permit Coordinators provided comments on this table.

Second, the Audit Team developed a draft list of documents to be reviewed to generate the Records Request. The Audit Team asked the MS4 Permit Coordinators to confirm that the Audit Team had identified the most updated and suitable documents. The Audit Team finalized this list of documents based on feedback from the MS4 Permit Coordinators. This list is provided in Section 1 of Appendices B1 through B6.

2.1.2 Records Request

The Audit Team reviewed the key documents and identified those sections relevant to PEAR 4 (provided in Section 2 of Appendices B1 through B6). Based on this review, the Audit Team developed a Records Request that was shared with the MS4 Permit Coordinators.

2.1.3 Records Review

The MS4 Permit Coordinators responded to the Records Request and the Audit Team completed an initial review of the records received. The Audit Team next sent Requests for Clarification. The Audit Team also conducted in-person meetings and teleconferences with MS4 Permit Coordinators during this timeframe. MS4 Permit Coordinators provided additional information and records in response to this second request. The Audit Team then completed their review of records received.

2.2 On-Site Evaluation

2.2.1 Pre-On-Site Evaluation Conference Call

The Audit Team and HDOT Project Manager (PM) contacted the MS4 Permit Coordinators to confirm schedules, address questions and security concerns, confirm personnel safety equipment needed, and organize training and orientation briefings that were anticipated to be required.

2.2.2 On-Site Evaluation

During the On-Site Evaluation, the Audit Team visited several outfalls and industrial and commercial sites at the Airports Division on Oahu and Maui, Highways Maui District on Maui, and Harbors Division and Highways Oahu District on Oahu. Additional details on specific sites visited during the On-Site Evaluations and associated photographs can be found in Sections 3 and 4, respectively, of Appendices B1 through B6.

2.2.3 Post-On-Site Evaluation Review Period

Following the On-Site Evaluations, the Audit Team reviewed the findings of the Pre-Audits and On-Site Evaluations and addressed final evaluation-related tasks that were noted. This review period completed the evaluation of the program element, as referenced in CD Appendix A, Section B.5.

2.3 Reporting

2.3.1 Draft PEAR

Pursuant to the CD, the Audit Team prepared a draft PEAR 4 and transmitted it to the HDOT PM, who distributed copies of the draft PEAR to the appropriate MS4 Permit Coordinators. The MS4 Permit Coordinators reviewed the draft PEAR and distributed the report to key personnel for their review (at the discretion of the MS4 Permit Coordinators). The MS4 Permit Coordinators submitted to the HDOT PM a consolidated written request for clarification and corrections to the draft PEAR for their respective permit. The HDOT PM then submitted the consolidated requests and corrections to the Audit PM.

2.3.2 Final PEAR

The Audit Team made appropriate changes to the draft PEAR and submitted the final PEAR.

Section 3: Key Findings (CD Appendix A Section D.7.b. – e.)

As required in CD Appendix A Section D.7.b. – e., this section includes details key findings of the MS4 Permit Audit for PEAR 4.

Compliance with several program components could not be determined, as discussed below:

1. **Highways Oahu District - Ensuring No Discharge of Pollutants.** HI S000001 Part D.1.g.(1) states that Highways Oahu District shall "require a permit or written equivalent approval for drainage connections from industrial and commercial facilities and for storm water discharge into the MS4 from industrial facilities subject to an NPDES Permit … [which] shall obligate those industrial and commercial facilities to implement BMPs to ensure that there is no discharge of pollutants" (emphasis added). The Audit Team has resolved that the underlined section of Highways Oahu District's Permit is difficult to effectively enforce as written. A clearer, more actionable requirement can be found in Airports Division's individual NPDES permit HIS000005 Part D.1.g.(1) which states that the "permit/approval shall obligate the facility to implement BMPs as required in HAR, Chapter 11-55, Appendix B, Section 8.(b) – Non-numeric Technology-Based Effluent Limitations" (emphasis added). The Audit Team recommends that Highways Oahu District clarify DOH's expectations for the assessment and enforcement of this permit requirement. In this regard, the Audit Team could not fully determine Highways Oahu District's compliance with this permit requirement.

2. **Highways Maui District – No Industrial/Commercial Activities / Tenant Program.** The Audit Team notes that Highways Maui District's permit does not require the implementation of an I/C Program; therefore, compliance was not determined for this program.

3. **Harbors Division - Consent Decree Items.** Compliance with CD Part 16.d. and certain enforcement-related requirements of the CD and Stormwater Management Program Plan (SWMPP) could not be fully determined because no illicit discharge was observed in 2018, and no enforcement actions had been taken against selected tenants within the past 5 years.

Aside from the limitations discussed above and unless otherwise noted in this report, the Audit Team found HDOT's programs in compliance with their permit obligations.

3.1 Identification of Potential Violations and Deficiencies (CD Appendix A Section D.7.c.)

CD Appendix A Section D.7.c. requires an identification of Potential Violations and Deficiencies. Recommendations for improvement are noted as applicable.

3.1.1 Potential Violations

A Potential Violation is defined in the AWP as an area where the evaluation found the permittee not in compliance with a specific SWMPP commitment, the CD, and/or permit and regulations. The Audit Team identified one (1) Potential Violation pertaining to record-keeping requirements in Airports Division's individual permit HI S000005. Details on the Potential Violation and HDOT's proposed Corrective Actions are provided in Section 5 of Appendix B2.

3.1.2 Deficiencies

A Deficiency is defined in the AWP as an item which, if not corrected, may lead to Potential Violations. The Audit Team identified two (2) Deficiencies; one (1) related to Airports Division and one (1) related to Highways Oahu District. Details on the Deficiencies and HDOT's proposed Corrective Actions are provided in Section 6 of Appendices B2 and B6. For each Deficiency, the Audit Team has provided recommendations for improvement.

3.2 Best Practices and Opportunities (CD Appendix A Section D.7.d.)

CD Appendix A Section D.7.d. requires an identification of best practices and opportunities for information/technology transfer that may be beneficial to other Divisions.

The Audit Team noted several best practices and technologies that may be beneficial to other divisions, including the following:

1. **Use of Digital Forms.** Highways Oahu District utilizes digital forms for both their IDDE and I/C programs, which facilitates the tracking of key performance indicators for these programs. Highways Oahu District inspectors use electronic mobile devices (e.g., tablets) with the ability to access their asset management system (AMS) in real time and retrieve stored documents such as past inspection reports and photographs. This reduces pre-inspection preparations and makes efficient use of the inspector's time on-site. In the I/C Program, the database can be used to dynamically track facility site-specific BMPs and send automated emails to team members if deficiencies are noted during inspections.

   Airports Division has recently shifted from using carbon-copy paper forms during inspections to electronic digital files which can be emailed to the tenant, reducing paperwork while improving communication tracking. Airports Division is also working towards implementing a new AMS, Veoci, capable of collecting inspection data on tablets in the field, similar to the approach used by Highways Oahu District. Harbors Division is also reportedly exploring the use of digital forms.

   The Audit Team recommends that Highways Maui District consider exploring the use of digital forms.

2. **Water Quality Analysis in IDDE Investigations.** EPA (2007) MS4 Program Evaluation Guidance and the Center for Watershed Protection (2004) IDDE Guidance Manual recommend water quality analysis as a tool for IDDE programs. Harbors Division and

Highways Oahu District both have written standard operating procedures (SOPs) for conducting water quality analysis during their IDDE investigations.

The Audit Team recommends that Airports Division and Highways Maui District also develop written SOPs and add water quality analysis as a tool in their IDDE program.

3. **SWPCP Review Checklists.** Airports Division and Highways Oahu District's individual permits both require that they review and accept Stormwater Pollution Control Plans (SWPCPs) for facilities that discharge to their MS4. Airports Division has developed a checklist which explicitly references Airports Division's minimum requirements for an SWPCP. This checklist is signed by Airports Division staff and maintained in their records. Highways Oahu District does not utilize a standard checklist to review the adequacy of the SWPCP when accepting the document.

   The Audit Team recommends that Highways Oahu District adopt Airports Division's approach of utilizing a checklist. We believe that doing so will both provide a record that a review occurred and hold facility SWPCPs to a specific standard of quality.

4. **Submerged Outfalls.** Airports Division and Harbors Division both investigate at least two drainage structures upstream when fully or partially submerged outfalls are noted during IDDE inspections. Highways Maui District does not investigate upstream in such situations.

   Notwithstanding safety or accessibility concerns, the Audit Team recommends that Airports Division, Harbors Division, and Highways Maui District employ Highways Oahu District's SOP of investigating upstream structures until no tidal influence is noted.

3.3 Retrospective Analysis (CD Appendix A Section D.7.b.)

CD Appendix A Section D.7.b. requires a retrospective analysis of program activities that maybe outmoded, ineffective, insufficient, or excessively burdensome, and recommendations to modify, streamline, or expand them in accordance with what has been learned. Findings include the following:

1. **Training of Inspection Staff.** The Audit Team reviewed a completed Airports Division Storm Water BMP Inspection Checklist where several requested checklist items in the Waste Handling & Disposal section were not filled in. Airports Division was unable to explain why these items were not filled in. The Audit Team would generally expect each question to be filled in with a "Yes", "No", or "Not Applicable" response, unless the inspector notes extenuating circumstances somewhere else on the checklist. The Audit Team recommends that Airports Division consider providing additional training to inspection staff on how to correctly fill out this checklist.

2. **Revisions to Permit for Connection to the State Drainage System.** Highways Oahu District, Highways Maui District, and Harbors Division use a Permit for Connection to the State Drainage System which states, in part, that if a permitted connection discharges pollutants exceeding State of Hawaii water quality standards, HDOT may terminate the connection permit and have the connection removed. Highways Oahu District, Highways

Maui District, and Harbors Division indicated to the Audit Team that this option has not been generally been exercised, and that HDOT relies instead on DOH to enforce against stormwater permittees whose discharge exceeds State of Hawaii water quality standards.

The Audit Team first recommends that HDOT confirm this shared understanding with DOH. If confirmed, the Audit Team recommends that HDOT consider changing the language in the Permit for Connection to the State Drainage System to require that HDOT instead refer the matter to DOH in these instances. The Audit Team understands that the Permit for Connection to the State Drainage System generally indemnifies and holds HDOT free and harmless from legal suits and actions caused by the connection to HDOT's drainage system. Notwithstanding this fact, our concern is that as written, DOH or third-party groups could object to HDOT not exercising their ability to act against industrial stormwater permittees whose discharge exceeds State of Hawaii water quality standards.

3. **Checking Facility Monitoring Data Records.** Harbors Division's Tenant Stormwater Compliance Inspection Form prompts the inspector to assess whether the facility maintains records of monitoring data for a minimum of 5 years. In response to a question by the Audit Team, Harbors Division staff indicated that they check only that the facility maintains the most recent year's monitoring data. The Audit Team recommends that Harbors Division considering checking all 5 years of records in order to more confidently answer the inspection form prompt or revise the question wording to reflect the existing inspection protocol.

4. **Explicit Reference to the Multi-Sector General Permit.** Part D.1.g.(1) and Part D.1.g.(5) of HI S000005 require that Airports Division obligate their tenants to implement BMPs per the EPA's 2008 Multi-Sector General Permit (MSGP). While the Audit Team found that Airports Division adequately addressed these permit requirements, we recommend that Airports Division's inspection forms and SWPCP checklist make more explicit reference to the MSGP.

   For example, should a tenant fall under the Air Transportation sector, Airports Division's inspection forms should explicitly assess whether the facility follows the sector-specific good housekeeping requirements found in the MSGP (for example: prohibiting the practice of hosing down the apron or hanger floor) and whether the facility's SWPCP includes required sector-specific content (for example: including on the site map storage areas for aircraft, ground vehicles and equipment awaiting maintenance). In preparation for potential future audits or evaluations, the Audit Team recommends that Airports Division documents how their inspection forms and SWPCP checklist explicitly address the MSGP requirements described above.

3.4 Implementation (CD Appendix A Section D.7.e)

CD Appendix A Section D.7.e. requires an analysis of the practices implemented for each Division's program elements and a determination as to whether identified best practices can be universally implemented across all three Divisions. If best practices cannot be universally implemented, this section describes identified impediments.

Several recommendations for universally implementing best practices have been identified in Sections 3.2 and 3.3. For HDOT staff to champion such implementation from within the organization, the Audit Team believes that a compelling case must be made for why the proposed changes will lead to improvements in compliance. Absent that compelling case, HDOT staff may understandably maintain that their time and attention should remain focused on implementing their current programs. The Audit Team has concluded that this represents the greatest impediment to universally implementing these recommendations.

3.5 Positive Program Elements

HDOT staff were helpful and cooperative in responding to requests for information, scheduling and coordinating the On-Site Evaluation, etc. HDOT staff were receptive to MS4 Permit Audit findings shared to date and interested in improving their MS4 programs. The Audit Team identified the following positive program elements:

1. Highways Oahu District inspects priority outfalls twice per 5 years, which exceeds their permit requirement to inspect outfalls once per 5 years.

2. Airports Division inspects medium priority outfalls once per 2 years, which exceeds their permit requirement to inspect outfalls once per 5 years.

3. The Audit Team noted during the on-site audit that the County of Maui Department of Water Supply notified Highways Maui District of a broken fire hydrant which was discharging allowable non-stormwater discharge to a Highways Maui District culvert. This demonstrates collaboration between Highways Maui District and local agencies.

4. The three divisions use the inspection data in their tenant database to analyze trends and identify areas for improvement.

5. The Audit Team observed that HDOT inspectors communicate well with tenants during the inspections. Inspectors used the inspections as an opportunity to educate tenants and provide encouragement.

Appendix A

Project Milestones and Deadlines

Appendix A: PEAR 4 Project Milestones and Deadlines

Appendix A of the Consent Decree (CD) defines various project milestones and deadlines, described for ease of reference below:

Program Element	Evaluation Complete: [a]	Draft PEAR to HDOT: [b]	HDOT Review of Draft PEAR: [c]	Final PEAR to HDOT: [d]
PEAR 4: Illicit Discharge Detection and Elimination Program Element and Industrial Commercial Activities/Tenant Program	21 Months (630 Days)[e] After AWPC[f] 5 December 2018	675 Days After AWPC 18 January 2019	705 Days After AWPC 15 February 2019	750 Days After AWPC 8 March 2019

Notes:

(a) "Evaluation" as referenced in CD Appendix A Section B.5. is defined to represent the conclusion of the Post-On-Site Evaluation Review Period.

(b) Pursuant to CD Appendix A Section D.2., Kennedy/Jenks Consultants completed a draft audit report and transmitted it to State of Hawaii Department of Transportation (HDOT) within 45 days of completing the audit of this program element [defined as the conclusion of "evaluation", as discussed in Note (a)].

(c) Pursuant to CD Appendix A Section D.3., HDOT reviewed the draft PEAR to correct factual inaccuracies within 30 days of receipt.

(d) Pursuant to CD Appendix A Section D.4., Kennedy/Jenks Consultants completed a final PEAR within 120 days of completing the audit of the program element [defined as the conclusion of "evaluation", as discussed in Note (a)].

(e) "Months" are based on a 30-day month.

(f) AWPC = Audit Work Plan Commencement (15 March 2017)

Milestone	Date Completed
Notice of Audit	14 September 2018
Records Request	21 September 2018
Response to Records Request	19 October 2018
Pre-On-Site Evaluation Conference Call	4 November 2018 and 9 November 2018
On-Site Evaluation	19 November 2018 to 28 November 2018
End of Post-On-Site Evaluation Review Period	5 December 2018
Potential Violations to HDOT PM/EPA/DOH	7 December 2018
Notice of Corrective Action to EPA/DOH	20 December 2018
Draft PEAR to HDOT PM	18 January 2019
MS4 Permit Coordinator Comments to HDOT PM	13 February 2019
HDOT PM Comments to Audit Team	15 February 2019
Final PEAR to HDOT PM	8 March 2019

Notes:

PM = project manager
EPA = United States Environmental Protection Agency
DOH = State of Hawaii Department of Health
MS4 = Municipal Separate Storm Sewer System

Appendix B1

Permit-Specific Information – Kahului Airport

Appendix B1: Permit-Specific Information – Kahului Airport

1. Key Documents

Permit / Document	1. Kahului Airport Small MS4 Permit HI 14KE349
2017 Annual Report	20180126.Compliance Submission for Reports & documents-HI 14KE349.pdf Plus Parts 1 – 3
Enforcement escalation procedure or response plan for I/C program	NPDES-Inspection-and-Enforcement-Manual-v6-201604.pdf DOTA updated this manual in September 2018. NPDES Inspection and Enforcement Manual 2018.pdf
Permit	OGG-MS4-permit-20140721.14KE349.FNL_.14.pdf Plus 2016 extension
SWMPP	OGG-SWMPP_20141023.pdf Supporting Documents • IDDE Investigation and Enforcement Program.pdf • Outfall InspectionProgram_2014.pdf • Common Use Areas of the AOA BMPs _20161028.pdf • OGG Drainage Map-v1.pdf
Website	http://hidot.hawaii.gov/airports/doing-business/engineering/environmental/ogg-storm-water-program/

2. Sections of Key Documents Found Relevant for PEAR 4

Document Name ***(Original File Name)***	**Sections/Pages Relevant to PEAR 4**
2017 Annual Compliance Report (January 2018) *(20180126.Compliance Submission for Reports & documents-HI 14KE349.pdf Plus Parts 1 – 3)*	Section 3.3 Section 4.4 Attachment 3 (Illicit Discharge Investigation) Attachment 4 (Tenant Facility Information) Attachment 5 (Tenant Risk Ranking, Inspections, and Enforcement) Attachment 8 (Storm Node Inventory and Inspection) Attachment 9 (Small MS4 Drainage Structure Map)
Enforcement escalation procedure or response plan for I/C program *(NPDES Inspection and Enforcement Manual 2018.pdf)*	In entirety
Permit *(OGG-MS4-permit-20140721.14KE349.FNL_.14.pdf Plus 2016 extension)*	In entirety
SWMPP (*OGG-SWMPP_20141023.pdf*)	Illicit Discharge Detection and Elimination section
IDDE Investigation and Enforcement Program *(IDDE Investigation and Enforcement Program.pdf)*	In entirety
Outfall Inspection Program (*Outfall InspectionProgram_2014.pdf*)	In entirety
Common Use Areas of the AOA BMPs (*Common Use Areas of the AOA BMPs _20161028.pdf*)	In entirety
OGG Drainage Map (*OGG Drainage Map-v1.pdf*)	In entirety
Website *(http://hidot.hawaii.gov/airports/doing-business/engineering/environmental/ogg-storm-water-program/)*	In entirety

3. On-Site Evaluation

19 November 2018

On 19 November 2018, the Audit Team held a kickoff meeting at Kahului Airport with Airports Division staff and consultants. Photographs taken during the On-Site Evaluation can be found in Section 4.

I/C Facility 1.1 HFFC/Signature Flight Support, 761 Kaonawai Place

Next, the Audit Team drove to the HFFC/Signature Flight Support Industrial Commercial facility and met with facility personnel. The Audit Team then accompanied Airports Division staff and consultants as they conducted an inspection of the site. The Airports Division staff and consultants concluded the On-Site Evaluation with a debrief meeting.

Outfall 1.2 EID 7079, Kalialinui Canal

Next, the Audit Team drove to the outfall identified as EID 7079, which discharges to Kalialinui Canal. The Audit Team accompanied Airports Division staff and consultants as they conducted an outfall inspection.

Outfall 1.3 EID 7257, Runway 5-23/Taxiway A

Next, the Audit Team drove to the outfall identified as EID 7257, which discharges to Vegetation/Basin J (and ultimately the Pacific Ocean). The Audit Team accompanied Airports Division staff and consultants as they conducted an outfall inspection.

I/C Facility 1.4 UPS, 9682 Hemaloa Street

Finally, the Audit Team drove to the UPS Industrial Commercial facility and met with facility personnel. The Audit Team then accompanied Airports Division staff and consultants as they conducted an inspection of the site. The Airports Division staff and consultants concluded the On-Site Evaluation with a debrief meeting.

The Audit Team held a debrief meeting to conclude the On-Site Evaluation with Airports Division staff and consultants.

4. On-Site Evaluation Photos

Photographs are provided on the subsequent pages below.

5. Potential Violations

No Potential Violations were identified by the Audit Team for this permit.

6. Deficiencies

No Deficiencies were identified by the Audit Team for this permit.

DRAFT Program Element Audit Report (PEAR) No. 4

Illicit Discharge Detection and Elimination Program Element and Industrial Commercial Activities/Tenant Program

Part **2** of **3**

State Project No. OSC-15-01

January 2019

Prepared by

Kennedy/Jenks Consultants

Prepared for

State of Hawaii
Department of Transportation
Office of Environmental Compliance
869 Punchbowl Street
Honolulu, Hawaii 96813

K/J Project No. 1696025*00

Appendix B2

Permit-Specific Information – Daniel K. Inouye International Airport

Appendix B2: Permit-Specific Information – Daniel K. Inouye International Airport

1. Key Documents

Permit / Document	2. Daniel K. Inouye International Airport Individual Permit HI S000005
2018 Annual Report	HNL ACR 2017-18-v1. Pdf Plus Attachments labeled 1.1-12.6
Enforcement escalation procedure or response plan for I/C program	NPDES Inspection and Enforcement Manual 2018.pdf
Outfall Field Screening Plan	Outfall Inspection Program_2014.pdf
Response plan for the investigation of illicit discharges	HNL SWMPP Section B: Illicit Discharge Detection and Elimination (June 2015)
Industrial and Commercial Facility and Activity Plan	HNL SWMPP Section F DOTA updated the SWMPP Section F in September 2018.
Permit	HNL MS4 Permit.pdf
SWMPP	SWMPP-Introduction-201806Jun.pdf Plus Appendices and updates in September 2018.
Website	http://hidot.hawaii.gov/airports/doing-business/engineering/environmental/ogg-storm-water-program/

2. Sections of Key Documents Found Relevant for PEAR 4

Document Name ***(Original File Name)***	**Sections/Pages Relevant to PEAR 4**
2018 Annual Report *(HNL ACR_2017-18-v1j.pdf)*	Sections 3.3.1.1 and 3.3.1.4 Table 3-3 Section 4 Section 8 Appendices 3.1-22 Appendices 4.1-4.4 Appendices 7.1-7.4 Appendices 8.1-8.5
Enforcement escalation procedure or response plan for I/C program *(NPDES Inspection and Enforcement Manual 2018.pdf)*	In entirety
Outfall Field Screening Plan *(Outfall Inspection Program_2014.pdf)*	In entirety
Response plan for the investigation of illicit discharges *(SWMPP-SectionB.pdf)*	In entirety
Industrial and Commercial Facility and Activity Plan *(SWMPP-SectionF.pdf)*	In entirety
Permit *(HNL MS4 Permit.pdf)*	In entirety
Stormwater Website *(http://hidot.hawaii.gov/airports/doing-business/engineering/environmental/hnl-storm-water-program/)*	In entirety
SWMPP *[HNL SWMPP (June 2015).pdf]*	In entirety

3. On-Site Evaluation

21 November 2018

On 21 November 2018, the Audit Team held a kickoff meeting at Daniel K. Inouye Airport with Airports Division staff and consultants. Photographs taken during the On-Site Evaluation can be found in Section 4.

I/C Facility 2.1 United Airlines, 110 Lauhoe Place

Next, the Audit Team drove to the United Airlines Industrial Commercial facility and met with facility personnel. The Audit Team then accompanied Airports Division staff and consultants as they conducted an inspection of the site. The Airports Division staff and consultants concluded the On-Site Evaluation with a debrief meeting.

Outfall 2.2 EID 4622, Near Iolana Place, Off Lagoon Drive

Next, the Audit Team drove to the outfall identified as EID 4622, which discharges to Keehi Lagoon. The Audit Team accompanied Airports Division staff and consultants as they conducted a dry-weather outfall screening.

Outfall 2.3 EID 4576, Maintenance Baseyard

Next, the Audit Team drove to the outfall identified as EID 4576, which discharges to Kaloaloa Canal. The Audit Team accompanied Airports Division staff and consultants as they conducted a dry-weather outfall screening.

I/C Facility 2.4 UPS, 128 Mokuea Place

Finally, the Audit Team drove to the UPS Industrial Commercial facility and met with facility personnel. The Audit Team then accompanied Airports Division staff and consultants as they conducted an inspection of the site. The Airports Division staff and consultants concluded the On-Site Evaluation with a debrief meeting.

The Audit Team held a debrief meeting to conclude the On-Site Evaluation with Airports Division staff and consultants.

4. On-Site Evaluation Photos

Photographs are provided on the subsequent pages below.

5. Potential Violations

Potential Violation Tracking #1 applies to this permit. Please see pages B2-7 through B2-10.

Final Notice of Potential Violation

Potential Violation Tracking #: 1

Determination of Potential Violation Date: 12/5/2018

Potential Violation Notification Date: 12/7/2018

The Audit Team must submit this notice within 2 business days of determining that a potential violation has occurred.

Potential Violation Narrative Description:

Part D.1.g.(4). of Airports Division's individual NPDES permit states in part that "Medium ranked [tenants] shall be inspected at least annually…. Records of all [tenant] inspections shall be maintained for a minimum of five (5) years, or as otherwise indicated. Copies of all inspection reports shall be maintained for a minimum of five (5) years and shall be made available to EPA or DOH upon request, except as otherwise required (i.e., for those highly ranked tenants that are required to have NPDES permit coverage)."

The Audit Team requested records of inspections for the past five (5) years for two industrial/commercial tenants at Daniel K. Inouye International Airport (United Airlines and United Postal Service). The Audit Team understands that these tenants are "medium" ranked and are therefore, required to be inspected annually by Airports Division. Airports Division was unable to locate the United Postal Service inspection report from Fiscal Year 2014 or the United Airlines inspection report from Fiscal Year 2016.

Description of Attachments (if applicable): Not applicable.

Applicable Regulatory References

Consent Decree: Not applicable.

NPDES Permit No.: HI S000005 Part D.1.g.(4).: "Medium ranked [tenants] shall be inspected at least annually…. Records of all inspections shall be maintained for a minimum of five (5) years, or as otherwise indicated. Copies of all inspection reports shall be maintained for a minimum of five (5) years and shall be made available to EPA or DOH upon request, except as otherwise required (i.e., for those highly ranked tenants that are required to have NPDES permit coverage)."

SWMPP: Section F Part 3.3: "AIR-EE will … maintain copies of the completed forms for five (5) years."

Hawaii Administrative Rules (HAR): Not applicable.

Code of Federal Regulations (CFR): Not applicable.

Appendix B2: Permit-Specific Information – Daniel K. Inouye International Airport

Result of Review:

- ☑ Confirmed Potential Violation
  - Email Notice of Corrective Action sent to EPA/DOH on: **12/20/2018** (Due Within 14 Calendar Days of Potential Violation Notification Date)
- ☐ Re-categorized as Deficiency (see rationale below)
  - Email Notice sent to EPA/DOH on:
- ☐ Summarily Dismissed (see rationale below)
  - Email Notice sent to EPA/DOH on:

Rationale for Re-Categorization or Summary Dismissal:

Notice of Corrective Action

Corrective Action in Response to:

☑ Potential Violation (complete Section A & C)

☐ Deficiency (complete Section B & C)

SECTION A – Corrective Action in Response to Potential Violation

Potential Violation Tracking #: 1

Potential Violation Notification Date: **12/7/2018**
(from Notice of Potential Violation Form)

Corrective Action Notification Date: **12/20/2018**

HDOT must submit this notice within 14 calendar days of the Potential Violation Notification Date.

SECTION B – Corrective Action in Response to Deficiency

Deficiency Tracking #:

HDOT Receipt of Draft PEAR Date:

Corrective Action Notification Date:

HDOT must submit this notice within 21 calendar days of receiving the relevant Draft PEAR.

SECTION C

Description of Corrective Action:

For details see document titled "Corrective Actions for PEAR 4 Potential Violation #1": Department of Transportation Airports Division (DOTA) acknowledges the missing inspection reports for United Airlines and United Postal Service, but would like to note that these two isolated events by no means represent its current Industrial and Commercial Activities Discharge Management Program (I/C program). In the last 2 years, DOTA implemented internal processes that have improved its recordkeeping capabilities. These processes include scanning inspection checklists and maintaining the electronic copies to their X: Drive library. This reduces the risk of misfiling or losing the inspection records. Additionally, DOTA implemented a new I/C program procedure, which utilizes multiple personnel to conduct inspections, review inspection reports, manage the data, track corrective actions, implement enforcement actions, and maintain records.

DOTA has a robust I/C program with procedures to maintain a tenant inventory including risk ranking; conduct inspections and escalate enforcement, if needed; and provide training and education to both tenants and inspectors. DOTA has conducted 744 tenant inspections during the past 5 fiscal years and a minimum of approximately

80 inspections each fiscal year in order to meet its HNL Small MS4 permit conditions and Storm Water Management Program Plan (SWMPP).

Description of Attached Photographs (if applicable): n/a

Program Element Audit Report (PEAR) 4 Illicit Discharge Detection and Elimination (IDDE) Program and Industrial Commercial Activities/Tenant (I/C) Program Corrective Actions for Potential Violation Tracking #1

Potential Violation Tracking #: 1

<u>Potential Violation Narrative Description:</u>

Part D.1.g.(4). of Airports Division's individual NPDES permit states in part that "Medium ranked [tenants] shall be inspected at least annually…. Records of all [tenant] inspections shall be maintained for a minimum of five (5) years, or as otherwise indicated. Copies of all inspection reports shall be maintained for a minimum of five (5) years and shall be made available to EPA or DOH upon request, except as otherwise required (i.e., for those highly ranked tenants that are required to have NPDES permit coverage)."

The Audit Team requested records of inspections for the past five (5) years for two industrial/commercial tenants at Daniel K. Inouye International Airport (United Airlines and United Postal Service). The Audit Team understands that these tenants are "medium" ranked and are therefore required to be inspected annually by Airports Division. Airports Division was unable to locate the United Postal Service inspection report from Fiscal Year 2014 or the United Airlines inspection report from Fiscal Year 2016.

Description of Attachments (if applicable): Not applicable.

Applicable Regulatory References

Consent Decree: Not applicable.

NPDES Permit No.: HI S00005 Part D.1.g.(4.: "Medium ranked [tenants] shall be inspected at least annually…. Records of all inspections shall be maintained for a minimum of five (5) years, or as otherwise indicated. Copies of all inspection reports shall be maintained for a minimum of five (5) years and shall be made available to EPA or DOH upon request, except as otherwise required (i.e., for those highly ranked tenants that are required to have NPDES permit coverage)."

SWMPP: Section F Part 3.3: "AIR-EE will … maintain copies of the completed forms for five (5) years."

Hawaii Administrative Rules (HAR): Not applicable.

Code of Federal Regulations (CFR): Not applicable.

Program Element Audit Report (PEAR) 4 Illicit Discharge Detection and Elimination (IDDE) Program and Industrial Commercial Activities/Tenant (I/C) Program Corrective Actions for Potential Violation Tracking #1

DOTA Corrective Actions:

Department of Transportation, Airports Division (DOTA) provides the following corrective actions for the Potential Violation Tracking #1 at Daniel K. Inouye International Airport, previously known as Honolulu International Airport (HNL). This response is related to the lack of inspection report documentation for the Industrial and Commercial Activities Discharge Management Program (I/C program) identified during the PEAR 4 audit.

In 2014, DOTA personnel utilized a carbon copy inspection checklist while conducting tenant inspections under the I/C program. DOTA's inspection process at that time included providing the carbonless copy of the inspection checklist to the tenant representative once the inspection was conducted, and maintaining the carbon copy of the inspection checklist. DOTA's inspector(s) maintained physical records by manually filing the carbon copies of the checklists at the DOTA Environmental Section (AIR-EE) offices. In November 2016, the AIR-EE Supervisor in-charge of the DOTA stormwater program left DOTA abruptly due to severe health issues, and since then there has been a 100% personnel turnover in AIR-EE. DOTA responded quickly by hiring new AIR-EE staff and increased assistance from consultants. United Airlines missing inspection record was from this timeframe, and is considered an anomaly.

DOTA acknowledges that it is missing one inspection report each for United Airlines and United Postal Service, but would like to note that these two isolated events by no means represent its current I/C program. In the last two years, DOTA implemented internal processes that have improved its recordkeeping capabilities. These processes include scanning inspection checklists and maintaining the electronic copies to their X: Drive library. This reduces the risk of misfiling or losing the inspection records. Additionally, DOTA implemented a new I/C program procedure, which utilizes multiple personnel to conduct inspections, review inspection reports, manage the data, track corrective actions, implement enforcement actions, and maintain records. This new procedure is an improvement from the previous procedure that utilized only one personnel to perform all the I/C program tasks. The new procedure enhances I/C program management. Further, below are ways in which DOTA has improved their I/C program processes.

DOTA has implemented significant improvements to the I/C program to increase the organization and maintenance of inspection records. In 2018, DOTA updated the *Airport NPDES Inspection and Enforcement Manual (version 7.0)*, including the updated *Stormwater BMP Inspection Checklist (version 3).* This program improvement shifted inspection processes to no longer provide carbon copies of the inspection checklist to tenant representatives during the inspection. Instead, DOTA provides electronic copies of the updated inspection checklist to tenant representatives via email following the inspection. DOTA personnel maintain the files in an organized manner electronically on its server, X: Drive, sorting all inspection records by tenant and date of inspections and minimizing the risk of misfiling or losing records. All AIR-EE employees are trained on this process and can follow the DOTA's Standard Operating Procedure for Tenant Stormwater BMP Inspection and Enforcement. DOTA has also acquired a new asset management

system known as Veoci, which will eventually replace the current system, Enviance. Veoci will be set up to include GIS mapping and will have tenant spaces mapped out with the ability to complete the inspection checklist in the field. The actual inspection reports will be saved in the Veoci system linked to the particular tenant. This will simplify the lengthy process that is currently in place and reduce risk of human error in maintaining records.

DOTA has a robust I/C program with procedures to maintain a tenant inventory including risk ranking; conduct inspections and escalate enforcement, if needed; and provide training and education to both tenants and inspectors. DOTA has conducted 744 tenant inspections during the past five fiscal years and a minimum of approximately 80 inspections each fiscal year in order to meet its HNL Small MS4 permit conditions and Storm Water Management Program Plan (SWMPP).

Based on information provided, it is apparent that DOTA has been striving to meet its permit requirements, implement its SWMPP, and execute a tenant inspection program that prevents polluted stormwater discharges. Additionally, DOTA has been proactive in recognizing issues and implementing measures to execute and enhance its I/C program.

6. Deficiencies

Deficiency Tracking #1 applies to this permit. Please see pages B2-13 through B2-18.

Draft Notice of Deficiency

Deficiency Tracking #: 1
Related Permit(s): Airports Division

Deficiency Narrative Description:
Part D.1.g. of HI S000005 states that in the required database of industrial and commercial facilities, "other facilities or activities that are not industrial shall be classified as Commercial". The Audit Team identified fifteen (15) entries in the 2018 Annual Compliance Report Appendix 8.2 where the "Facility Classification" was blank or listed as "None". Following a Records Review question by the Audit Team, Airports Division further clarified that one of the entries was a vacant property with no tenant, 10 of the entries were redundant, and the remainder were not classified in the past, but have since been provided the correct classification. Airports Division then provided a corrected version of the database.

Recommendations for Improvement:
The Audit Team recommends that Airports Division periodically review their database of industrial and commercial facilities to identify and correct the kinds of issues identified, such as redundant and unclassified entries.

Description of Attachments (if applicable): Attached is the original database found in the 2018 Annual Compliance Report Appendix 8.2, highlighting records where the "Facility Classification" was blank or listed as "None," as well as the updated database provided by Airports Division in response to a Records Review question by the Audit Team.

Applicable Regulatory References

NPDES Permit No.:
HI S000005 Part D.1.g.: "Other facilities or activities that are not industrial shall be classified as Commercial."

SWMPP: Not applicable.

Hawaii Administrative Rules (HAR): Not applicable.

Code of Federal Regulations (CFR): Not applicable.

Result of Review:

- ☐ Confirmed Deficiency
  - o Email Notice of Corrective Action sent to EPA/DOH on:
    (Due Within 21 Calendar Days of Deficiency Notification Date)
- ☐ Re-categorized as Potential Violation (see rationale below)
  - o Email Notice sent to EPA/DOH on: _____
- ☐ Summarily Dismissed (see rationale below)
  - o Email Notice sent to EPA/DOH on: _____

Rationale for Re-Categorization or Summary Dismissal:

Appendix 8.2
Tenants and Sublessees Inventory

Tenant Facility Name	Tenant or Sublessee	Tenant Type	Company Name	SIC Code	Facility Classification	DOTA Discharge Permit?	DOTA Discharge Permit Issuance Date	NPDES Permit for Industrial Activities Required?	Conditional No Exposure Exclusion (CNEE)?	NPDES Permit or CNEE Number	NPDES Permit or CNEE Expiration Date
HNL.004.004.01.04A (Flying Food Groups)	_Tenant of Record	HNL- Tenant	FLYING FOOD GROUP, LLC	5812	Commercial Facility	False		N/A	False		
HNL.001.001.01.05 (Signature_HFFC (Plant 1))	_Tenant of Record	HNL- Tenant	SIGNATURE - HFFC (PLANT 1)	5171	Industrial Facility	True	11/08/2017	Yes	False	HI R80E429	12/05/2017
HNL.001.001.01.06 (Signature_HFFC (Plant 2)	_Tenant of Record	HNL- Tenant	SIGNATURE - HFFC (PLANT 2)	5171	Industrial Facility	True	11/08/2017	Yes	False	HI R80E429	12/05/2017
HNL.001.001.01.09 (Robert's Wiki Wiki)	_Tenant of Record (Robert's WikiWiki)	HNL- Tenant	ROBERT'S TOUR AND TRANSPORTATION - WIKI WIKI	4173	Industrial Facility	True	09/22/2014	Yes	False	HI R80E557	12/05/2017
HNL.001.001.01.10 (Signature_HFFC (Plant 3))	_Tenant of Record	HNL- Tenant	SIGNATURE - HFFC (PLANT 3)	5171	Industrial Facility	True	11/08/2017	Yes	False	HI R80D927	12/05/2017
HNL.001.001.01.12A (Signature_HFFC (Plant 5))	_Tenant of Record	HNL- Tenant	SIGNATURE - HFFC (PLANT 5)	5171	Industrial Facility	True	11/08/2017	Yes	False	HI R80E429	12/05/2017
HNL.001.001.01.13 (Signature_HFFC (Plant 4))	_Tenant of Record	HNL- Tenant	SIGNATURE - HFFC (PLANT 4)	5171	Industrial Facility	True	11/08/2017	Yes	False	HI R80E429	12/05/2017
HNL.001.001.01.20 (Delta Cargo)	_Tenant of Record	HNL- Tenant	DELTA AIR LINES, INC.	4581	Industrial Facility	True	10/13/2017	Yes	False	HIR80E578	12/05/2017
HNL.001.001.01.22A (Delta Airlines GSE)	_Tenant of Record	HNL- Tenant	Delta Airlines	7538	Industrial Facility	True	09/26/2017	Yes	False	HIR80E578	12/05/2017
HNL.001.001.01.24 (United Airlines Cargo)	_Tenant of Record	HNL- Tenant	UNITED AIRLINES, INC.	4581	Industrial Facility	True	07/07/2017	Yes	True	HI 14BE505	08/12/2019
HNL.005.005.01.05 (So Ono Food Productions)	_Tenant of Record	HNL- Ualena Street Tenant	SO ONO FOOD PRODUCTIONS	2099	Commercial Facility	True	03/02/2018	N/A	False		
HNL.004.004.01.05 (United Airlines GSE)	_Tenant Of Record 01 (UA)	HNL- Tenant	UNITED AIRLINES, INC.	4581	Industrial Facility	True	07/07/2017	Yes	True	HI 14BE505	08/10/2019
HNL.004.004.01.05 (United Airlines GSE)	Occupant 1 (US Aviation)	HNL- Tenant	US AVIATION	4811	Industrial Facility	True	07/07/2017	Yes	False		
HNL.004.004.01.06B (WWFS Cargo)	_Tenant of Record	HNL- Tenant	WORLDWIDE FLIGHT SERVICES	4581	Industrial Facility	True	07/01/2014	Yes	False	HI R80E575	
HNL.004.004.01.07 (Hawaiian Airlines Parking Lot)	_Tenant of Record	HNL- Tenant	HAWAIIAN AIRLINES	4581	Industrial Facility	True	04/16/2018	No	False		
HNL.004.004.01.11 (Hawaiian Airlines Cargo Area)	_Tenant of Record	HNL- Tenant	HAWAIIAN AIRLINES CARGO	4581	Industrial Facility	True	04/16/2018	Yes	False	HI R80B280	
HNL.004.004.01.52 (Aeko Kula dba Aloha Air Cargo)	_Tenant of Record	HNL- Tenant	AEKO KULA, INC.	4581	Industrial Facility	True	05/20/2014	Yes	False	HI S000223	04/29/2018
HNL.005.005.01.15 (Ualena Street - National)	_Tenant of Record	HNL- Ualena Street Tenant	NATIONAL CAR RENTAL		Commercial Facility				False		
HNL.005.005.01.16 (Ualena Street - National)	_Tenant of Record	HNL- Ualena Street Tenant	NATIONAL CAR RENTAL		Commercial Facility				False		
HNL.005.005.01.17 (Ualena Street - National)	_Tenant of Record	HNL- Ualena Street Tenant	NATIONAL CAR RENTAL		Commercial Facility				False		
HNL.005.005.01.18 (Ualena Street - National)	_Tenant of Record	HNL- Ualena Street Tenant	NATIONAL CAR RENTAL		Commercial Facility				False		

Appendix 8.2
Tenants and Sublessees Inventory

Tenant Facility Name	Tenant or Sublessee	Tenant Type	Company Name	SIC Code	Facility Classification	DOTA Discharge Permit?	DOTA Discharge Permit Issuance Date	NPDES Permit for Industrial Activities Required?	Conditional No Exposure Exclusion (CNEE)?	NPDES Permit or CNEE Number	NPDES Permit or CNEE Expiration Date
HNL.005.005.01.19 (Ualena Street - National)	_Tenant of Record	HNL- Ualena Street Tenant	NATIONAL CAR RENTAL		Commercial Facility				False		
HNL.007.007.01.16 (DTG Operations)	_Tenant of Record	HNL- Tenant	DTG OPERATIONS, INC.	7538	Commercial Facility	True	04/16/2018	No	False		
HNL.005.005.01.06A (3077UALENA Royal Haw'n Mov - 4)	_Tenant of Record	HNL- Ualena Street Tenant	ROYAL HAWAIIAN MOVERS	4214	Industrial Facility	True	07/16/2014	Yes	False	HI R80E489	
HNL.005.005.01.06B (3077UALENA Royal Haw'n Mov - 4)	_Tenant of Record	HNL- Ualena Street Tenant	ROYAL HAWAIIAN MOVERS	4214	Industrial Facility	True	08/18/2014	Yes	False	HI R80E489	12/05/2017
HNL.005.005.01.06C (3077UALENA Royal Haw'n Mov - 4)	_Tenant of Record	HNL- Ualena Street Tenant	ROYAL HAWAIIAN MOVERS	4214	Industrial Facility	True	07/16/2014	Yes	False	HI R80E489	
HNL.005.005.01.10 (3039 Ualena St. - Royal Haw'n Mov Rig Parking Area)	_Tenant of Record	HNL- Ualena Street Tenant	ROYAL HAWAIIAN MOVERS	4214	Industrial Facility	True	07/16/2014	Yes	False	HI R80E489	
HNL.005.005.01.11 (3017 UALENA ST. Royal Haw'n Mov - 5)	_Tenant Of Record 01	HNL- Ualena Street Tenant	Royal Hawaiian Movers	4214	Industrial Facility	True	07/16/2014	Yes	False	HI R80E489	
HNL.005.005.01.11 (3017 UALENA ST. Royal Haw'n Mov - 5)	Occupant 1 (3017UALENA Royal Haw'n Mov)	HNL- Ualena Street Tenant	ROYAL HAWAIIAN MOVERS	4214	Industrial Facility	True	08/18/2014	Yes	False	HI R80E489	12/05/2017
HNL.005.005.01.12 (3005 UALENA ST. Royal Haw'n Mov - 26)	_Tenant Of Record 01 (Nunui Assoc)	HNL- Ualena Street Tenant	Royal Hawaiian Movers	4214	Industrial Facility	True	07/16/2014	Yes	False	HI R80E489	
HNL.005.005.01.12 (3005 UALENA ST. Royal Haw'n Mov - 26)	Occupant 1 (3005UALENA Royal Haw'n Mov)	HNL- Ualena Street Tenant	ROYAL HAWAIIAN MOVERS	4214	Industrial Facility	True	07/16/2014	No	True	HI 14BE488	07/17/2019
HNL.005.005.01.13 (2999 UALENA ST. Royal Haw'n Mov - 25)	_Tenant Of Record 01 (Nunui Assoc)	HNL- Ualena Street Tenant	NUNUI ASSOCIATES		None				False		
HNL.005.005.01.13 (2999 UALENA ST. Royal Haw'n Mov - 25)	Occupant 1 (2999UALENA Royal Haw'n Mov) - Approved Forwarders	HNL- Ualena Street Tenant	ROYAL HAWAIIAN MOVERS	4214	Industrial Facility	True	07/16/2014	No	True	HI 14BE487	07/17/2019
HNL.007.007.01.21 (Hertz Car Sales)	_Tenant of Record	HNL- Tenant	HERTZ CAR SALES	7538	Commercial Facility	True	06/23/2017	No	False		
HNL.007.007.01.22 (Hertz Maintenance Center)	_Tenant of Record	HNL- Tenant	THE HERTZ CORPORATION	7538	Commercial Facility	False			False		
HNL.007.007.01.26 (Avis Budget Group)	_Tenant of Record	HNL- Tenant	AVIS BUDGET GROUP INC.	7538	Commercial Facility	True	06/14/2018	No	False		
HNL.007.007.01.30 (Avis Budget Group)	_Tenant of Record	HNL- Tenant	BUDGET RENT-A-CAR SYSTEM	7538	Commercial Facility	True	06/14/2018	No	False		
HNL.009.009.01.93 (Honolulu Comm College)	_Tenant of Record	HNL- Tenant	HONOLULU COMMUNITY COLLEGE	8249	Commercial Facility	True	03/20/2018	No	False		
HNL.182.182.01.02 (Punalu'u, BLDG182-SPACE102, 3059UALENA - 27)	_Tenant of Record	HNL- Ualena Street Tenant	PUNALUU BUILDERS, INC.	1541	Commercial Facility	True	11/08/2017	N/A	False		
HNL.182.182.01.03 (Punalu'u, BLDG182-SPACE103, 3059UALENA - 27)	_Tenant of Record	HNL- Ualena Street Tenant	PUNALUU BUILDERS, INC.	1541	Commercial Facility	True	09/29/2017	N/A	False		
HNL.005.005.01.23 (2885 UALENA ST.- 21)	_Tenant Of Record 01 (K S Corp)	HNL- Ualena Street Tenant	K S CORPORATION		None				False		
HNL.183.183.01.01A (Hawaii Industrial Svcs 3069UALENA - 3)	_Tenant of Record	HNL- Ualena Street Tenant	HAWAII INDUSTRIAL SERVICES, LTD.	7349	Commercial Facility	True	11/30/2017	N/A	False		

Appendix 8.2
Tenants and Sublessees Inventory

Tenant Facility Name	Tenant or Sublessee	Tenant Type	Company Name	SIC Code	Facility Classification	DOTA Discharge Permit?	DOTA Discharge Permit Issuance Date	NPDES Permit for Industrial Activities Required?	Conditional No Exposure Exclusion (CNEE)?	NPDES Permit or CNEE Number	NPDES Permit or CNEE Expiration Date
HNL.183.183.01.01B (Hawaii Industrial Svcs 3069UALENA - 3)	_Tenant of Record	HNL- Ualena Street Tenant	HAWAII INDUSTRIAL SERVICES, LTD.	7349	Commercial Facility	True	11/30/2017	N/A	False		
HNL.183.183.01.01D (Punalu'u, BLDG183-SPACE101D, 3069UALENA - 28)	_Tenant of Record	HNL- Ualena Street Tenant	PUNALUU BUILDERS, INC.	1541	Commercial Facility	True	09/29/2017	N/A	False		
HNL.183.183.01.01E (Punalu'u, BLDG183-SPACE101E, 3069UALENA - 28)	_Tenant of Record	HNL- Ualena Street Tenant	PUNALUU BUILDERS, INC.	1541	Commercial Facility	True	09/29/2017	N/A	False		
HNL.006.006.01.29A (UPS Hawaii)	_Tenant of Record (UPS Hawaii)	HNL- Tenant	UNITED PARCEL SERVICE		Industrial Facility	False			False		
HNL.007.007.01.10 (VIP Trans, Inc.)	_Tenant of Record	HNL- Tenant	VIP TRANS, INC.	4173	Industrial Facility	True	04/13/2018	Yes	True	HI R80F501	
HNL.007.007.01.11A (VIP Trans, Inc.)	_Tenant of Record	HNL- Tenant	VIP TRANS, INC.	4173	Industrial Facility	True	04/13/2018	Yes	True	HI R80F501	
HNL.007.007.01.11B (VIP Trans, Inc.)	_Tenant of Record	HNL- Tenant	VIP TRANS, INC.	4173	Industrial Facility	True	04/13/2018	Yes	True	HI R80F501	
HNL.007.007.01.11C (VIP Trans, Inc.)	_Tenant of Record	HNL- Tenant	VIP TRANS, INC.	4173	Industrial Facility	True	04/13/2018	Yes	True	HI R80F501	
HNL.183.183.01.03 (Punalu'u, BLDG183-SPACE103, 3069UALENA - 28)	_Tenant of Record	HNL- Ualena Street Tenant	PUNALUU BUILDERS, INC.	1541	Commercial Facility	True	09/29/2017	N/A	False		
HNL.187.187.00.00 (Mid Pacific Steel, Inc., 3169UALENA - 29)	_Tenant of Record	HNL- Ualena Street Tenant	MID PACIFIC STEEL, INC.	5051	Commercial Facility	True	11/08/2017	N/A	False		
HNL.236.236.00.01 (Precision Aviation)	_Tenant of Record	HNL- Tenant	PRECISION AVIATION, INC.	5093	Commercial Facility	True	06/23/2017	No	False		
HNL.310.310.01.09 (Host Marriott, Gate 58)	_Tenant of Record	HNL- Tenant	Host Marriott	5812	Commercial Facility	True	03/07/2018	No	False		
HNL.310.310.01.61 (Host Marriott, Gate 58)	_Tenant of Record	HNL- Tenant	Host Marriot	5812	Commercial Facility	True	03/07/2018	No	False		
HNL.009.009.01.04 (Blue Hawaiian Helicopters)	_Tenant of Record	HNL- Tenant	Blue Hawaiian Helicopters	4581	Industrial Facility	True	05/12/2014	Yes	False	HI R80E436	12/05/2017
HNL.009.009.01.05A (Makani Kai Helicopters Hangar, aka Schuman Aviation Company Ltd)	_Tenant of Record	HNL- Tenant	SCHUMAN AVIATION COMPANY	4581	Industrial Facility	True	06/02/2017	Yes	False	HI R80F345	12/05/2017
HNL.009.009.01.05B (Makani Kai Helicopters Hangar, aka Schuman Aviation Company Ltd)	_Tenant of Record	HNL- Tenant	SCHUMAN AVIATION COMPANY	4581	Industrial Facility	True	06/02/2017	Yes	False	HI R80F345	12/05/2017
HNL.009.009.01.05C (Makani Kai Helicopters Hangar, aka Schuman Aviation Company Ltd)	_Tenant of Record	HNL- Tenant	SCHUMAN AVIATION COMPANY	4581	Industrial Facility	True	06/02/2017	Yes	False	HI R80F345	12/05/2017
HNL.009.009.01.06A (Makani Kai Office, aka Schuman Aviation Company Ltd)	_Tenant of Record	HNL- Tenant	SCHUMAN AVIATION COMPANY	4581	Industrial Facility	True	06/02/2017	Yes	False	HI R80F345	
HNL.009.009.01.06B (Makani Kai Helicopters Grounds&SD5811-A4, aka Schuman Aviation Company Ltd)	_Tenant of Record	HNL- Tenant	SCHUMAN AVIATION COMPANY	4581	Industrial Facility	False		Yes	False	HI R80F345	12/05/2017
HNL.009.009.01.06C (Makani Kai Helicopters Grounds&SD5811-A4, aka Schuman Aviation Company Ltd)	_Tenant of Record	HNL- Tenant	SCHUMAN AVIATION COMPANY	4581	Industrial Facility	True	06/02/2017	Yes	False	HI R80F345	12/05/2017

Appendix 8.2
Tenants and Sublessees Inventory

Tenant Facility Name	Tenant or Sublessee	Tenant Type	Company Name	SIC Code	Facility Classification	DOTA Discharge Permit?	DOTA Discharge Permit Issuance Date	NPDES Permit for Industrial Activities Required?	Conditional No Exposure Exclusion (CNEE)?	NPDES Permit or CNEE Number	NPDES Permit or CNEE Expiration Date
HNL.009.009.01.07B (Castle & Cooke Aviation AOA Area)	_Tenant of Record (Castle & Cooke)	HNL- Tenant	CASTLE AND COOKE AVIATION	5171	Industrial Facility	True	05/30/2014	Yes	False	HI R80E438	12/05/2017
HNL.009.009.01.07B (Castle & Cooke Aviation AOA Area)	Occupant 5	HNL- Tenant	HAWAII AIR AMBULANCE	4522	Industrial Facility				False		
HNL.009.009.01.08 (Signature Flight Support)	_Tenant of Record	HNL- Tenant	SIGNATURE FLIGHT SUPPORT	5171	Industrial Facility	True	09/29/2017	Yes	False	HI R80E432	12/05/2017
HNL.009.009.01.09B (Signature Flight Support MST parking lot)	_Tenant of Record	HNL- Tenant	Signature Flight Support	4581	Industrial Facility	True	09/29/2017	Yes	False	HI R80E432	12/05/2017
HNL.009.009.01.14 (Exclusive Air; formerly Resort Air)	_Tenant of Record	HNL- Tenant	EXCLUSIVE AIR	4522	Industrial Facility	True	05/12/2014		True	HI 17BF314	
HNL.009.009.01.15B (Air Services Hawaii, Inc.)	_Tenant of Record	HNL- Tenant	AIR SERVICES HAWAII	5171	Industrial Facility	True	06/15/2017	Yes	False	HI R80E467	12/05/2017
HNL.009.009.01.16 (Galiher, Gary)	_Tenant of Record	HNL- Tenant	GALIHER, GARY O. & ONO, DIANE T.	4522	Industrial Facility	False			True		
HNL.009.009.01.17 (DOTA)	_Tenant of Record (DOTA)	HNL- DOTA	DOTA		None	False			False		
HNL.009.009.01.17 (Universal Enterprise)	Occupant 2 (Universal Enterprises dba Air Service HI)	HNL- Tenant	Universal Enterprise	5171	Industrial Facility	True	06/10/2014	Yes	False	HI R80E467	12/05/2017
HNL.009.009.01.51 (Hawaii Life Flight)	_Tenant of Record	HNL- Tenant	Hawaii Life Flight	4581	Industrial Facility	True	05/24/2017	Yes	False	HI R80E731	12/05/2017
HNL.009.009.01.58A (Makani Kai - Schuman Aviation)	_Tenant of Record	HNL- Tenant	SCHUMAN AVIATION COMPANY	4581	Industrial Facility	True	06/02/2017	Yes	False	HI R80F345	12/05/2017
HNL.009.009.01.64 (Sky River Mngt)	_Tenant of Record	HNL- Tenant	SKY RIVER MANAGEMENT	4522	Industrial Facility	True	10/03/2017		True		
HNL.009.009.01.65 (Pleasant Aircraft)	_Tenant of Record 02	HNL- Tenant	PLEASANT AIRCRAFT	4522	Industrial Facility	True	07/07/2017	Yes	True	HI 14BE450	06/19/2019
HNL.009.009.01.67 (Castle & Cooke Aviation AOA Area)	_Tenant of Record (Castle & Cooke)	HNL- Tenant	CASTLE AND COOKE AVIATION	5171	Industrial Facility	True	05/30/2014	Yes	False	HI R80E438	12/05/2017
HNL.009.009.01.67 (Castle & Cooke Aviation AOA Area)	Occupant 3	HNL- Tenant							False		
HNL.009.009.01.67 (Castle & Cooke Aviation AOA Area)	Occupant 5	HNL- Tenant	HAWAII AIR AMBULANCE	4522	Industrial Facility				False		
HNL.009.009.01.68 (Castle & Cooke Aviation MST Area)	_Tenant of Record (Castle & Cooke)	HNL- Tenant	CASTLE AND COOKE AVIATION	5171	Industrial Facility	True	05/30/2014	Yes	False	HI R80E438	12/05/2017
HNL.009.009.01.68 (Castle & Cooke Aviation MST Area)	Occupant 3	HNL- Tenant							False		
HNL.009.009.01.68 (Castle & Cooke Aviation MST Area)	Occupant 5	HNL- Tenant	HAWAII AIR AMBULANCE	4522	Industrial Facility				False		
HNL.009.009.01.69 (Castle & Cooke Hangar Building)	_Tenant of Record (Castle & Cooke)	HNL- Tenant	CASTLE AND COOKE AVIATION	5171	Industrial Facility	True	05/30/2014	Yes	False	HI R80E438	12/05/2017
HNL.009.009.01.69 (Castle & Cooke Hangar Building)	Occupant 1(Troxel)	HNL- Tenant	TROXEL FAMILY OFFICE	4522	Industrial Facility	True	05/30/2014	No	False		

Appendix 8.2
Tenants and Sublessees Inventory

Tenant Facility Name	Tenant or Sublessee	Tenant Type	Company Name	SIC Code	Facility Classification	DOTA Discharge Permit?	DOTA Discharge Permit Issuance Date	NPDES Permit for Industrial Activities Required?	Conditional No Exposure Exclusion (CNEE)?	NPDES Permit or CNEE Number	NPDES Permit or CNEE Expiration Date
HNL.009.009.01.69 (Castle & Cooke Hangar Building)	Occupant 3 (Koloa Aviation LLC)	HNL- Tenant	KOLOA AVIATION LLC	4581	Industrial Facility	True	05/30/2014	No	False		
HNL.009.009.01.69 (Castle & Cooke Hangar Building)	Occupant 4 (American Medical Response)	HNL- Tenant	American Medical Response		Industrial Facility	True	05/30/2014	No	False		
HNL.009.009.01.69 (Castle & Cooke Hangar Building)	Occupant 5 (Hawaiian Interisland Airways)	HNL- Tenant	Hawaiian Interisland Airways	4522	Industrial Facility	True	05/30/2014	No	False		
HNL.009.009.01.70 (Castle & Cooke Aviation Main Parking Lot)	_Tenant of Record (Castle & Cooke)	HNL- Tenant	CASTLE AND COOKE AVIATION	5171	Industrial Facility	True	05/30/2014	Yes	False	HI R80E438	12/05/2017
HNL.009.009.01.70 (Castle & Cooke Aviation Main Parking Lot)	Occupant 3	HNL- Tenant							False		
HNL.009.009.01.70 (Castle & Cooke Aviation Main Parking Lot)	Occupant 5	HNL- Tenant	HAWAII AIR AMBULANCE	4522	Industrial Facility				False		
HNL.009.009.01.72 (Castle & Cooke Aviation Parking Lot 2)	_Tenant of Record (Castle & Cooke)	HNL- Tenant	CASTLE AND COOKE AVIATION	5171	Industrial Facility	True	05/30/2014	Yes	False	HI R80E438	12/05/2017
HNL.009.009.01.72 (Castle & Cooke Aviation Parking Lot 2)	Occupant 3	HNL- Tenant							False		
HNL.009.009.01.72 (Castle & Cooke Aviation Parking Lot 2)	Occupant 5	HNL- Tenant	HAWAII AIR AMBULANCE	4522	Industrial Facility				False		
HNL.009.009.01.73 (Castle & Cooke Aviation Parking Lot 2)	_Tenant of Record (Castle & Cooke)	HNL- Tenant	CASTLE AND COOKE AVIATION	5171	Industrial Facility	True	05/30/2014	Yes	False	HI R80E438	12/05/2017
HNL.009.009.01.73 (Castle & Cooke Aviation Parking Lot 2)	Occupant 3	HNL- Tenant							False		
HNL.009.009.01.73 (Castle & Cooke Aviation Parking Lot 2)	Occupant 5	HNL- Tenant	HAWAII AIR AMBULANCE	4522	Industrial Facility				False		
HNL.009.009.01.74 (Castle & Cooke Aviation Parking Lot 2)	_Tenant of Record (Castle & Cooke)	HNL- Tenant	CASTLE AND COOKE AVIATION	5171	Industrial Facility	True	05/30/2014	Yes	False	HI R80E438	12/05/2017
HNL.009.009.01.74 (Castle & Cooke Aviation Parking Lot 2)	Occupant 3	HNL- Tenant							False		
HNL.009.009.01.74 (Castle & Cooke Aviation Parking Lot 2)	Occupant 5	HNL- Tenant	HAWAII AIR AMBULANCE	4522	Industrial Facility				False		
HNL.009.009.01.78 (Manuiwa Airways)	_Tenant of Record	HNL- Tenant	MANUIWA AIRWAYS, INC.	4522	Industrial Facility	True	05/14/2014		True	HI 14BE428	05/21/2019
HNL.009.009.01.80 (Washin Air)	_Tenant of Record	HNL- Tenant	WASHIN AIR	4522	Industrial Facility	True	05/16/2017	Yes	True	HI 18BF461	01/21/2023
HNL.009.009.01.80 (Washin Air)	Occupant 1	HNL- Tenant							False		
HNL.009.009.01.82 (Alps Aircraft Leasing, LLC)	_Tenant of Record (Alps Aircraft Leasing, LLC)	HNL- Tenant	Alps Aircraft Leasing, LLC	6519	None	True	03/17/2018	N/A	False		
HNL.009.009.01.82 (Alps Aircraft Leasing, LLC)	Occupant 1 (AMR Air Ambulance)	HNL- Tenant	AMR Air Ambulance	4522	Industrial Facility	True			True		
HNL.009.009.01.82 (Alps Aircraft Leasing, LLC)	Occupant 4 (AMR Ground)	HNL- Tenant	AMR Ground	4199	Industrial Facility			No	FALSE		
HNL.009.009.01.82 (Alps Aircraft Leasing, LLC)	Occupant 3 (Asia Pacific Airlines)	HNL- Tenant	Asia Pacific Airlines		Industrial Facility	True	04/16/2018	Yes	TRUE		

Appendix 8.2
Tenants and Sublessees Inventory

Tenant Facility Name	Tenant or Sublessee	Tenant Type	Company Name	SIC Code	Facility Classification	DOTA Discharge Permit?	DOTA Discharge Permit Issuance Date	NPDES Permit for Industrial Activities Required?	Conditional No Exposure Exclusion (CNEE)?	NPDES Permit or CNEE Number	NPDES Permit or CNEE Expiration Date
HNL.342.342.01.38 (Host Marriott, Main Terminal)	_Tenant of Record	HNL- Tenant	Host Marriott	5812	Commercial Facility	True	03/07/2018	No	False		
HNL.009.009.01.82 (Alps Aircraft Leasing, LLC)	Occupant 5 (Lani Lea Hawaii Flight School)	HNL- Tenant	Lani Lea Hawaii Flight School	4522	Industrial Facility	True	04/16/2018	Yes	TRUE		
HNL.350.350.00.00 (Host Marriott, Main Terminal)	_Tenant of Record	HNL- Tenant	Host Marriot	5812	Commercial Facility	True	03/07/2018	No	False		
HNL.009.009.01.82 (Alps Aircraft Leasing, LLC)	Occupant 7 (Mauna Loa Helicopter Tours)	HNL- Tenant	Mauna Loa Helicopter Tours	4522	Industrial Facility	True		Yes	False		
HNL.009.009.01.82 (Alps Aircraft Leasing, LLC)	Occupant 8 (Hawaii Industrial Structures)	HNL- Tenant	Hawaii Industrial Structures	1541	Industrial Facility	True		No	False		
HNL.009.009.01.82 (Alps Aircraft Leasing, LLC)	Occupant 9 (Straube's Aircraft Services Hawaii)	HNL- Tenant	Straube's Aircraft Services Hawaii	1799	Industrial Facility	True		No	False		
HNL.009.009.01.87 (UPS Hawaii, 128MOKUEA PL.)	_Tenant of Record	HNL- Tenant	UNITED PARCEL SERVICE CO.	4512	Industrial Facility	True	06/10/2014	Yes	False	HI R80E442	
HNL.009.009.01.88A (Pacific Air Cargo)	_Tenant of Record (Kalitta)	HNL- Tenant	KALITTA AIR	4512	Industrial Facility	True	06/05/2014	Yes	False	HI R80E445	12/05/2017
HNL.009.009.01.88A (Pacific Air Cargo)	Occupant 1 (Pacific Air Cargo)	HNL- Tenant	PACIFIC AIR CARGO	4522	Industrial Facility	True	06/05/2014	Yes	False	HI R80E459	12/05/2017
HNL.009.009.01.88A (Pacific Air Cargo)	Occupant 2 (Aloha Contract Services)	HNL- T Hangar Tenant	Aloha Contract Services	4581	Industrial Facility	True	06/06/2014		True	HI 14BE461	06/18/2019
HNL.009.009.01.89 (Fed Ex Express GSE)	_Tenant of Record	HNL- Tenant	FEDERAL EXPRESS CORP.	4512	Industrial Facility	True	11/24/2017	Yes	False	HI R80F176	
HNL.009.009.01.90 (Fed Ex Express Trucks)	_Tenant of Record (Fed Ex)	HNL- Tenant	FEDERAL EXPRESS CORP.	4512	Industrial Facility	True	05/04/2018	Yes	False	HI R80F177	
HNL.350.350.01.05E (Host Marriott, Gate 14)	_Tenant of Record	HNL- Tenant	Host Marriot	5812	Commercial Facility	True	03/07/2018	No	False		
HNL.009.009.01.92 (United Airlines Maintenance Hangar)	_Tenant of Record	HNL- Tenant	UNITED AIRLINES	4581	Industrial Facility	True	07/07/2017		False	Permit No. HI 14BE504	08/10/2019
HNL.350.350.01.68 (Host Marriott, Gate 15)	_Tenant of Record	HNL- Tenant	Host Marriot	5812	Commercial Facility	True	03/07/2018	No	False		
HNL.355.355.01.12 (Interim CONRAC)	_Tenant of Record	HNL- Tenant	AVAIRPROS SERVICES, INC.	7514	Commercial Facility	True	09/29/2017	N/A	False		
HNL.009.009.01.94 (United Catering Operations)	Occupant 1 (Greg's GSE Services LLC)	HNL- Tenant	GREG'S GSE SERVICES LLC	4581	Industrial Facility	True	07/07/2017	No	True		
HNL.010.010.01.01 (HFFC ASIG Sand Island Lot #2)	_Tenant of Record	HNL- Tenant	HAWAII FUELING FACILITIES - (ASIG) - Lot #2	5171	Industrial Facility	False		Yes	False	HI R80E429	12/05/2017
HNL.010.010.01.02 (HFFC ASIG Sand Island Lot #3, 3.5)	_Tenant of Record	HNL- Tenant	HAWAII FUELING FACILITIES - (ASIG) - Lot #3	5171	Industrial Facility	False		Yes	False	HI R80E429	12/05/2017
HNL.011.011.01.01 (Douglas Aircraft)	_Tenant of Record	HNL- Tenant	DOUGLAS AIRCRAFT, INC.	4581	Industrial Facility	True	03/06/2018	No	False		
HNL.011.011.01.02 (Aviation Academy Hawaii, LLC)	_Tenant of Record (Aviation Academy Hawaii, LLC)	HNL- T Hangar Tenant	Aviation Academy Hawaii, LLC	4581	Industrial Facility	True	09/05/2017	Yes	True		

Appendix 8.2
Tenants and Sublessees Inventory

Tenant Facility Name	Tenant or Sublessee	Tenant Type	Company Name	SIC Code	Facility Classification	DOTA Discharge Permit?	DOTA Discharge Permit Issuance Date	NPDES Permit for Industrial Activities Required?	Conditional No Exposure Exclusion (CNEE)?	NPDES Permit or CNEE Number	NPDES Permit or CNEE Expiration Date
HNL.011.011.01.04 (George's Aviation Service Inc)	_Tenant of Record	HNL- Tenant	GEORGE'S AVIATION	4581	Industrial Facility	True	08/24/2017	Yes	True	HI 15BE645	
HNL.011.011.01.06 (Hawaii Aviation Contract Srvc)	_Tenant of Record	HNL- Tenant	HAWAII AVIATION CONTRACT SERVICES, INC.	4581	Industrial Facility	True	02/11/2018	Yes	True	HI 18BF474	01/21/2023
HNL.011.011.01.13A-B (Kamaka Air)	_Tenant of Record	HNL- Tenant	KAMAKA AIR, INC.	4522	Industrial Facility	True	06/08/2017	Yes	True	HI 18BF576	
HNL.011.011.01.19 (Fedex Ground)	_Tenant of Record	HNL- Tenant	FEDEX GROUND	4215	Industrial Facility	True	05/19/2017		True		
HNL.014.014.00.01 (Honolulu Freight)	_Tenant of Record	HNL- Tenant	HONOLULU FREIGHT SERVICE	4231	Industrial Facility	False		Yes	False	HIR80F508	12/05/2017
HNL.014.014.00.06 (Honolulu Freight Mechanic Shop)	_Tenant of Record	HNL- Tenant	HONOLULU FREIGHT SERVICE	4231	Industrial Facility	False		Yes	False	HIR80F508	12/05/2017
HNL.152.152.01.01 (WWFS Cargo)	_Tenant of Record	HNL- Tenant	WORLDWIDE FLIGHT SERVICES	4581	Industrial Facility	True	07/01/2014	Yes	False	HI R80E575	12/05/2017
HNL.152.152.01.02 (WWFS Cargo)	_Tenant of Record	HNL- Tenant	WORLDWIDE FLIGHT SERVICES	4581	Industrial Facility	True	07/01/2014	Yes	False	HI R80E575	12/05/2017
HNL.152.152.01.03 (WWFS Cargo)	_Tenant of Record	HNL- Tenant	WORLDWIDE FLIGHT SERVICES	4581	Industrial Facility	True	07/01/2014	Yes	False	HI R80E575	12/05/2017
HNL.152.152.01.04A (WWFS Cargo)	_Tenant of Record	HNL- Tenant	WORLDWIDE FLIGHT SERVICES	4581	Industrial Facility	True	07/01/2014	Yes	True	HI R80E575	
HNL.152.152.01.04B (WWFS Cargo)	_Tenant of Record	HNL- Tenant	WORLDWIDE FLIGHT SERVICES	4581	Industrial Facility	True	07/01/2014	Yes	False	HI R80E575	12/05/2017
HNL.152.152.01.08 (Omni Air Intl)	_Tenant of Record	HNL- Tenant	OMNI AIR INTERNATIONAL	4522	Industrial Facility	True	11/08/2017	No	True	HI14BE443	
HNL.152.152.01.08 (Omni Air Intl)	Occupant 1								False		
HNL.152.152.01.15 (WWFS GSE)	_Tenant of Record	HNL- Tenant	WORLDWIDE FLIGHT SERVICES	4581	Industrial Facility	True	07/01/2014	Yes	False	HIR80E575	12/05/2017
HNL.157.157.01.00 (Hawaiian Airlines Hangar Building)	_Tenant of Record	HNL- Tenant	HAWAIIAN AIRLINES	4581	Industrial Facility	True	04/16/2018	Yes	False	HI R80B280	
HNL.181.181.01.01 (3059 UALENA ST. Elite Imaging)	_Tenant of Record (Elite Imaging)	HNL- Ualena Street Tenant	Elite Imaging, LLC	2752	Industrial Facility	False			False		
HNL.360.360.01.70B (Host Marriott, Gate 28)	_Tenant of Record	HNL- Tenant	Host Marriott	5812	Commercial Facility	True	03/07/2018	No	False		
HNL.363.363.01.35 (Host Marriott, Gate 12)	_Tenant of Record	HNL- Tenant	Host Marriott	5812	Commercial Facility	True	03/07/2018	No	False		
HNL.363.363.01.50A (Host Marriott, Gate 5)	_Tenant of Record	HNL- Tenant	Host Marriott	5812	Commercial Facility	True	03/07/2018	No	False		
HNL.373.373.01.02 (USDA APHIS Wildlife Services)	_Tenant of Record	HNL- Tenant	USDA APHIS WILDLIFE SERVICES		Commercial Facility	True	06/30/2017	N/A	False		
HNL.373.373.01.54 (Host Marriott, Gate 7)	_Tenant of Record	HNL- Tenant	Host Marriott	5812	Commercial Facility	True	03/07/2018	No	FALSE		
HNL.425.425.00.01 (Island Seaplane Srvc)	_Tenant of Record	HNL- Tenant	ISLAND SEAPLANE SERVICE, INC	4725	Commercial Facility	True	05/12/2014	No	False		

Appendix 8.2
Tenants and Sublessees Inventory

Tenant Facility Name	Tenant or Sublessee	Tenant Type	Company Name	SIC Code	Facility Classification	DOTA Discharge Permit?	DOTA Discharge Permit Issuance Date	NPDES Permit for Industrial Activities Required?	Conditional No Exposure Exclusion (CNEE)?	NPDES Permit or CNEE Number	NPDES Permit or CNEE Expiration Date
HNL.001.001.01.01A & C (Enterprise)	_Tenant of Record (Enterprise)	HNL- Tenant	ENTERPRISE CAR RENTAL	7514	Commercial Facility	True	05/04/2017		False		
HNL.009.009.01.91 (Gate Gourmet)	_Tenant of Record (Gate Gourmet)	HNL- Tenant	Gate Gourmet	5812	Commercial Facility	True	05/12/2017		False		
HNL.201.201.00.00 (Offshore Flight)	_Tenant of Record	HNL- Tenant	OFFSHORE FLIGHT SCHOOL, INC.	4581	Industrial Facility	True	12/15/2017		True		
HNL.202.202.00.00 (Dauphin, Karl)	_Tenant of Record	HNL- Tenant	DAUPHIN, KARL V.	4581	Industrial Facility	True	05/12/2014	Yes	False		
HNL.206.206.01.34 (Air Service Hawaii, Inc.)	_Tenant of Record	HNL- Tenant	AIR SERVICE HAWAII	4581	Industrial Facility	True	06/15/2017	Yes	False	HI R80E467	12/05/2017
HNL.206.206.01.35A (Air Service Hawaii, Inc.)	_Tenant of Record	HNL- Tenant	AIR SERVICE HAWAII	4581	Industrial Facility	True	06/15/2017	Yes	False	HI R80E467	12/05/2017
HNL.206.206.01.35B (Air Service Hawaii, Inc.)	_Tenant of Record	HNL- Tenant	AIR SERVICE HAWAII	4581	Industrial Facility	True	06/15/2017	Yes	False	HI R80E467	12/05/2017
HNL.206.206.01.35C (Transair)	_Tenant of Record	HNL- Tenant	Trans Executive Airlines	4512	Industrial Facility	True	05/17/2017	Yes	False	HI R80E742	12/05/2017
HNL.206.206.01.35D (Transair)	_Tenant of Record	HNL- Tenant	Trans Executive Airlines	4512	Industrial Facility	True	05/17/2017	Yes	False	HI R80E742	12/05/2017
HNL.206.206.01.35E (Transair)	_Tenant of Record	HNL- Tenant	Trans Executive Airlines	4512	Industrial Facility	True	05/17/2017	Yes	False	HI R80E742	12/05/2017
HNL.206.206.01.36A (Transair)	_Tenant of Record	HNL- Tenant	Trans Executive Airlines	4512	Industrial Facility	True	05/17/2017	Yes	False	HI R80E742	12/08/2017
HNL.206.206.01.36B (Transair)	_Tenant of Record	HNL- Tenant	Trans Executive Airlines	4512	Industrial Facility	True	05/17/2017	Yes	False	HI R80E742	12/05/2017
HNL.206.206.01.36C (Transair)	_Tenant of Record	HNL- Tenant	Trans Executive Airlines	4512	Industrial Facility	True	05/17/2017	Yes	False	HI R80E742	12/05/2017
HNL.210.210.01.01 (Honolulu Fire Department)	_Tenant of Record (Honolulu Fire Department)	HNL- Tenant	HONOLULU FIRE DEPARTMENT	4581	Industrial Facility	True	12/08/2017	Yes	True	HI 18BF506	03/07/2023
HNL.213.213.00.03 (Kahala Surf Corp)	_Tenant Of Record 01 (Kahala Surf Fueling)	HNL- Tenant	Kahala Surf Corporation	5171	Industrial Facility	True	09/23/2016	Yes	True		
HNL.217.217.01.01A (Castle & Cooke Hangar Building)	_Tenant of Record (Castle & Cooke)	HNL- Tenant	CASTLE AND COOKE AVIATION	4522	Industrial Facility	True	05/30/2014	Yes	False	HI R80E438	12/05/2017
HNL.217.217.01.01A (Castle & Cooke Hangar Building)	Occupant 1 (Troxel)	HNL- Tenant	TROXEL FAMILY OFFICE	4522	Industrial Facility				False		
HNL.217.217.01.01A (Castle & Cooke Hangar Building)	Occupant 3 (Koloa Aviation LLC)	HNL- Tenant	KOLOA AVIATION LLC	4581	Industrial Facility	False			False		
HNL.217.217.01.01A (Castle & Cooke Hangar Building)	Occupant 4 (American Medical Response)		American Medical Response	4522	Industrial Facility	False			False		
HNL.217.217.01.01A (Castle & Cooke Hangar Building)	Occupant 5 (Hawaiian Interisland Airways)	HNL- Tenant	Hawaiian Interisland Airways	4522	Industrial Facility	False			False		
HNL.217.217.01.01A (Castle & Cooke Hangar Building)	Occupant 6 (Novictor)	HNL- Tenant	NOVICTOR	7539	Industrial Facility	False			False		

Appendix 8.2
Tenants and Sublessees Inventory

Tenant Facility Name	Tenant or Sublessee	Tenant Type	Company Name	SIC Code	Facility Classification	DOTA Discharge Permit?	DOTA Discharge Permit Issuance Date	NPDES Permit for Industrial Activities Required?	Conditional No Exposure Exclusion (CNEE)?	NPDES Permit or CNEE Number	NPDES Permit or CNEE Expiration Date
HNL.217.217.01.01B (Castle & Cooke Business Building)	_Tenant of Record (Castle & Cooke)	HNL- Tenant	CASTLE AND COOKE AVIATION	5171	Industrial Facility	True	05/30/2014	Yes	False	HI R80E438	12/05/2017
HNL.217.217.01.01B (Castle & Cooke Business Building)	Occupant 1	HNL- Tenant	TROXEL FAMILY OFFICE	4522	Industrial Facility				False		
HNL.217.217.01.01B (Castle & Cooke Business Building)	Occupant 3	HNL- Tenant							False		
HNL.217.217.01.01B (Castle & Cooke Business Building)	Occupant 5	HNL- Tenant	HAWAII AIR AMBULANCE	4522	Industrial Facility				False		
HNL.219.219.00.00 (Transair Main Office & Hangar)	_Tenant of Record (Trans Executive Air)	HNL- Tenant	TRANS EXECUTIVE AIRLINES OF HAWAII, INC.	4522	Industrial Facility	True	05/17/2017	Yes	False	HI R80E742	12/05/2017
HNL.220.220.00.00 (Signature - ASIG-Evergreen)	_Tenant of Record	HNL- Tenant	SIGNATURE - ASIG-EVERGREEN	4512	Industrial Facility	True	11/08/2017	Yes	False	HI R80E585	12/05/2017
HNL.224.224.01.01 (Signature Flight Support)	_Tenant of Record	HNL- DOTA	SIGNATURE FLIGHT SUPPORT	4581	Industrial Facility	True	05/27/2014	Yes	False	HI R80E432	12/05/2017
HNL.009.009.01.94 (United Catering Operations)	_Tenant of Record (United Catering Operations)	HNL- Tenant	United Chelsea's Food Service	5812	Commercial Facility	True	07/07/2017	N/A	False		
HNL.253.253.01.01 (Aviation Academy Hawaii, LLC)	_Tenant of Record (Aviation Academy Hawaii, LLC)	HNL- T Hangar Tenant	Aviation Academy Hawaii, LLC	4581	Industrial Facility	True	09/05/2017	Yes	True		
HNL.005.005.01.28 (Commercial Shelving -2825 UALENA)	_Tenant Of Record 01 (Comm Shelving dba State High Lift - 2835 Ualena)	HNL- Ualena Street Tenant	COMMERCIAL SHELVING	1796	Commercial Facility	True	05/29/2014	No	False		
HNL.005.005.01.27 (Commercial Shelving dba State High Lift, 2835 UALENA-20)	_Tenant Of Record 01 (Comm Shelving dba State High Lift - 2845 Ualena)	HNL- Ualena Street Tenant	COMMERCIAL SHELVING	1796	Commercial Facility	False		No	False		
HNL.311.311.01.01B (Shuttle America)	_Tenant of Record	HNL- Tenant	Shuttle America	4581	Industrial Facility	False			True		
HNL.341.341.01.12 (JBT Aero Tech Baggage Makeup)	_Tenant of Record	HNL- DOTA	JBT AERO TECH	4581	Industrial Facility	False			False		
HNL.005.005.01.21 (2909 UALENA ST. - Stone Concepts)	_Tenant Of Record 01 (Stone Concepts)	HNL- Ualena Street Tenant	Stone Concepts, LLC	1741	Commercial Facility	True	02/22/2018	N/A	False		
HNL.005.005.01.03 (3209 AND 3219 UALENA ST. - 1,30 - Super Foods, Inc.)	_Tenant Of Record 01 (Super Foods, Inc. 3209Ualena)	HNL- Ualena Street Tenant	Super Foods, Inc.	5148	Commercial Facility	True	10/03/2017	N/A	False		
HNL.005.005.01.22 (2895 UALENA ST. The Tire Station)	_Tenant Of Record 01 (The Tire Station)	HNL- Ualena Street Tenant	The Tire Station	5531	Commercial Facility	True	02/27/2018	N/A	False		
HNL.350.350.01.21C (Aloha Contract Services Gate 16)	_Tenant of Record	HNL- Tenant	Aloha Contract Services	4581	Industrial Facility	True	06/06/2014		True	HI 14BE461	06/19/2019
HNL.350.350.01.29 (American Airlines)	_Tenant of Record	HNL- Tenant	AMERICAN AIRLINES, INC.	4581	Industrial Facility	True	05/13/2014	Yes	False	HI R80E473	12/05/2017
HNL.350.350.01.30 (Air Canada)	_Tenant of Record	HNL- Tenant	AIR CANADA	4581	Industrial Facility	True	07/17/2014	No	True	HI 14BE418	06/26/2019

Appendix 8.2
Tenants and Sublessees Inventory

Tenant Facility Name	Tenant or Sublessee	Tenant Type	Company Name	SIC Code	Facility Classification	DOTA Discharge Permit?	DOTA Discharge Permit Issuance Date	NPDES Permit for Industrial Activities Required?	Conditional No Exposure Exclusion (CNEE)?	NPDES Permit or CNEE Number	NPDES Permit or CNEE Expiration Date
HNL.350.350.01.43A (Delta Airlines Gate 21 and 22)	_Tenant of Record	HNL- Tenant	Delta Airlines	4581	Industrial Facility	True	06/05/2014	Yes	False	HIR80E578	12/05/2017
HNL.005.005.01.02 (3239 Ualena St)	Occupant 1 (Hawaiian Sea Life)	HNL- Ualena Street Tenant	Hawaii Sea Life		Commercial Facility	False			False		
HNL.005.005.01.23 (2885 UALENA ST.- 21)	Occupant 1 (KW Auto Body)	HNL- Ualena Street Tenant	KW AUTO BODY	7532	Commercial Facility	True	05/15/2014		False		
HNL.360.360.01.54A (Swissport)	_Tenant of Record	HNL- Tenant	SWISSPORT	4581	Industrial Facility	True	11/28/2017	Yes	False	HI R80E440	12/05/2017
HNL.005.005.01.02 (3239 Ualena St)	Occupant 2 (Parsons)	HNL- Ualena Street Tenant	Parsons		Commercial Facility	False			False		
HNL.005.005.01.02 (3239 Ualena St)	Occupant 3 (VCI Construction)	HNL- Ualena Street Tenant	VCI Construction		Commercial Facility	False			False		
HNL.009.009.01.82 (Alps Aircraft Leasing, LLC)	Occupant 4 (Goldwings Supply Services. Inc)	HNL- Tenant	Goldwings Supply Services, Inc.	5085	Commercial Facility	True	05/25/2018	N/A	False		
HNL.005.005.01.02 (3239 Ualena St)	Occupant 4 (Johnson Controls)	HNL- Ualena Street Tenant	Johnson Controls, Inc.	3822	Commercial Facility	False			False		
HNL.373.373.01.38 (UA Gate 8 & 9)	_Tenant of Record	HNL- Tenant	UNITED AIRLINES, INC.	4581	Industrial Facility	True	07/07/2017	Yes	True	HI 14BE507	08/11/2019
HNL.373.373.01.41(CO Gate 12)	_Tenant of Record	HNL- Tenant	CONTINENTAL AIRLINES, INC.	4581	Industrial Facility	False			True		
HNL.005.005.01.24 (2875 UALENA ST. - Vacant)	Occupant 5 (Vacant)		KING'S UPHOLSTERY	7532	Commercial Facility	False			False		
HNL.373.373.01.55A (Delta Airlines Gate 11)	_Tenant of Record	HNL- Tenant	DELTA AIRLINES, INC.	4512	Industrial Facility	True	06/05/2014	Yes	True	HI14B545	09/24/2019
HNL.373.373.01.75 (HFFC-ASIG Gate 7)	_Tenant of Record	HNL- Tenant	ASIG-HFFC	4581	Industrial Facility	False		Yes	False	HI R80B222	12/05/2017
HNL.420.420.01.05 (Noah Flying, Inc.)	_Tenant of Record	HNL- T Hangar Tenant	NOAH FLYING, INC	4581	Industrial Facility	True	01/06/2015	Yes	True	HI 15BE671	06/07/2021
HNL.420.420.01.06 (Frank Baker dba The Aviation Co., LLC)	_Tenant of Record	HNL- T Hangar Tenant	BAKER, FRANK R. & KARIN E.	4581	Industrial Facility	True	05/12/2014	Yes	True	HI 14BE416	05/15/2019
HNL.420.420.01.07 (George Read)	_Tenant of Record	HNL- T Hangar Tenant	READ, GEORGE W., REVOCABLE TRUST	4581	Industrial Facility	True	02/21/2017	Yes	True	2SE-NPR7-P1AR	06/25/2022
HNL.420.420.01.08 (Schneider Aviation)	_Tenant of Record	HNL- T Hangar Tenant	Schneider Aviation LLC	4581	Industrial Facility	True	05/30/2014	Yes	True	HI 15BE622	
HNL.420.420.01.09 (Everett Lewis)	_Tenant of Record	HNL- T Hangar Tenant	Lewis, Everett D	4581	Industrial Facility	True	01/14/2015	Yes	True	HI 15BE632	01/25/2020
HNL.420.420.01.10 (East Oahu Pet Hospital, LLC)	_Tenant of Record	HNL- T Hangar Tenant	East Oahu Pet Hospital, LLC	4581	Industrial Facility	True	05/15/2018	Yes	True		
HNL.420.420.01.12 (GR3EN, Inc)	_Tenant of Record	HNL- T Hangar Tenant	GR3EN. Inc	4581	Industrial Facility	True	11/13/2017	Yes	True	HI 14BE414	
HNL.420.420.01.13 (Air Dudgeon)	_Tenant of Record	HNL- T Hangar Tenant	AIRDUDGEON, LLC	4581	Industrial Facility	True	09/05/2017	Yes	True	HI 14BE437	07/28/2014

Appendix 8.2
Tenants and Sublessees Inventory

Tenant Facility Name	Tenant or Sublessee	Tenant Type	Company Name	SIC Code	Facility Classification	DOTA Discharge Permit?	DOTA Discharge Permit Issuance Date	NPDES Permit for Industrial Activities Required?	Conditional No Exposure Exclusion (CNEE)?	NPDES Permit or CNEE Number	NPDES Permit or CNEE Expiration Date
HNL.420.420.01.14 (Ronald Bilek)	_Tenant of Record	HNL- T Hangar Tenant	BILEK, RONALD	4581	Industrial Facility	True	05/31/2016	Yes	True	HI 16BF009	06/07/2021
HNL.420.420.01.16 (John Manganaro)	_Tenant of Record	HNL- T Hangar Tenant	JOHN MANGANARO	4581	Industrial Facility	True	09/01/2017	Yes	True	HI 17BF376	
HNL.420.420.01.17 (Mark Dunkerley)	_Tenant of Record	HNL- T Hangar Tenant	DUNKERLY, MARK B.	4581	Industrial Facility	True	05/20/2014	Yes	True	HI 14BE428	05/09/2019
HNL.420.420.01.18 (Benjamin Williams)	_Tenant of Record	HNL- T Hangar Tenant	Benjamin Williams	4581	Industrial Facility	True	06/14/2016		True	HI 16BF054	07/27/2021
HNL.420.420.01.19 (Ayako Yamada dba A & K Nursery, Inc.)	_Tenant of Record	HNL- T Hangar Tenant	YAMADA, AYAKO	4581	Industrial Facility	True	05/12/2014	Yes	True	HI 14BE420	06/02/2019
HNL.420.420.01.21 (FBI)	_Tenant of Record	HNL- T Hangar Tenant	FEDERAL BUREAU OF INVESTIGATION	4581	Industrial Facility	True	06/10/2014	Yes	True	HI 14BE594	02/25/2020
HNL.420.420.01.23 (Donald C. Machado Jr. & William J. Plum)	_Tenant of Record	HNL- T Hangar Tenant	PLUM, W.J./MACHADO, D.C. JR.	4581	Industrial Facility	True	05/12/2014	Yes	True	HI 14BE407	06/09/2014
HNL.420.420.01.24 (George's Aviation Service Inc)	_Tenant of Record	HNL- T Hangar Tenant	GEORGE HANZAWA	4581	Industrial Facility	True	07/24/2014	Yes	True	HI 15BE619	01/11/2020
HNL.420.420.01.25 (Kirk McBride, Kenneth Rewick)	_Tenant of Record	HNL- T Hangar Tenant	McBride/Rewick/Scott	4581	Industrial Facility	True	12/08/2015	Yes	True	HI 15BE625	01/19/2020
HNL.420.420.01.26 (George's Aviation Services, Inc)	_Tenant of Record	HNL- T Hangar Tenant	GEORGE'S AVIATION SERVICE, INC.	4581	Industrial Facility	True	08/24/2017	Yes	True	HI 15BE645	02/08/2020
HNL.420.420.01.27 (Manuiwa Airways, Inc.)	_Tenant of Record	HNL- T Hangar Tenant	MANUIWA AIRWAYS, INC.	4581	Industrial Facility	True	05/14/2014	Yes	True	HI 14BE428	05/21/2019
HNL.420.420.01.28 (George Hanzawa)	_Tenant of Record	HNL- T Hangar Tenant	HANZAWA, GEORGE K.	4581	Industrial Facility	True	05/12/2014	Yes	True	HI 15BE645	02/08/2020
HNL.420.420.01.29 (George K. Hanzawa dba George's Aviation Services, Inc. - FBI)	_Tenant of Record	HNL- T Hangar Tenant	HANZAWA, GEORGE	4581	Industrial Facility	True	06/10/2014	Yes	True	HI 15BE645	02/08/2020
HNL.420.420.01.30 (George Hanzawa)	_Tenant of Record	HNL- T Hangar Tenant	HANZAWA, GEORGE K.	4581	Industrial Facility	True	05/12/2014	Yes	True	HI 15BE645	02/08/2020
HNL.420.420.01.31 (George's Aviation Service Inc)	_Tenant of Record	HNL- T Hangar Tenant	HANZAWA, GEORGE K.	4581	Industrial Facility	True	08/24/2017	Yes	True	HI 15BE645	02/08/2020
HNL.420.420.01.32 (George's Aviation Service Inc)	_Tenant of Record	HNL- T Hangar Tenant	HANZAWA, GEORGE K.	4581	Industrial Facility	True	08/24/2017	Yes	True	HI 15BE645	02/08/2020
HNL.421.421.01.05 (Wendell Davenport)	_Tenant of Record	HNL- T Hangar Tenant	DAVENPORT, WENDELL	4581	Industrial Facility	True	04/16/2018	Yes	True	HI 18BF553	04/23/2018
HNL.421.421.01.07 (Higa Aviation, LLC)	_Tenant of Record	HNL- T Hangar Tenant	HIGA AVIATION LLC	4581	Industrial Facility	True	02/05/2015	Yes	True		
HNL.421.421.01.09 (Hawaii Pacific Aviation dba Mauna Loa Helicopter)	_Tenant of Record	HNL- T Hangar Tenant	HAWAII PACIFIC AVIATION	4581	Industrial Facility	True	07/18/2014	Yes	True	HI 14BE477	07/17/2019
HNL.421.421.01.10 (Alan R. Wehmer)	_Tenant of Record	HNL- T Hangar Tenant	ALAN R. WEHMER	4581	Industrial Facility	True	01/20/2015	Yes	True	HI 15BE657	02/19/2020
HNL.421.421.01.11 (Mid Pacific Aero Services, LLC)	_Tenant of Record (Mid Pacific Aero Services, LLC)	HNL- T Hangar Tenant	Mid Pacific Aero Services, LLC	4581	Industrial Facility	True	09/26/2017	Yes	True		

Appendix 8.2
Tenants and Sublessees Inventory

Tenant Facility Name	Tenant or Sublessee	Tenant Type	Company Name	SIC Code	Facility Classification	DOTA Discharge Permit?	DOTA Discharge Permit Issuance Date	NPDES Permit for Industrial Activities Required?	Conditional No Exposure Exclusion (CNEE)?	NPDES Permit or CNEE Number	NPDES Permit or CNEE Expiration Date
HNL.421.421.01.12 (Adam T. Townley-Wren)	_Tenant of Record	HNL- T Hangar Tenant	TOWNLEY-WREN, ADAM	4581	Industrial Facility	True	05/12/2014	Yes	True		
HNL.421.421.01.14 (Henry P. & Linda G. Bruckner)	_Tenant of Record	HNL- T Hangar Tenant	BRUCKNER, HENRY	4581	Industrial Facility	True	11/30/2017	Yes	True	HI 18BF456	01/15/2023
HNL.421.421.01.15 (Jeffrey D. Smith)	_Tenant of Record	HNL- T Hangar Tenant	SMITH, JEFFREY D.	4581	Industrial Facility	True	02/04/2015	Yes	True	HI 15BE642	02/05/2020
HNL.421.421.01.20 (ANGE, LLC)	_Tenant of Record	HNL- T Hangar Tenant	ANGE, LLC	4581	Industrial Facility	True	02/06/2015	Yes	True	HI 15BE650	02/05/2020
HNL.421.421.01.21 (Carter W. Davis dba Carter W. Davis Corp.)	_Tenant of Record	HNL- T Hangar Tenant	DAVIS, CARTER W.	4581	Industrial Facility	True	05/13/2014	Yes	True	HI 15BE620	01/12/2020
HNL.421.421.01.22 (Ray Stockton c-o Pacific Plumbing)	_Tenant of Record	HNL- T Hangar Tenant	RAYMOND STOCKTON	4581	Industrial Facility	True	02/01/2018	Yes	True		
HNL.421.421.01.23 (Flying Mermaid)	_Tenant of Record	HNL- T Hangar Tenant	FLYING MERMAID, LLC	4581	Industrial Facility	True	05/12/2014	Yes	True	HI 14BE476	07/13/2019
HNL.421.421.01.25 (Mid Pacific Aero Services, LLC)	_Tenant of Record	HNL- T Hangar Tenant	MID PACIFIC AERO SERVICES, LLC	4581	Industrial Facility	True		Yes	True	HI 15BE652	
HNL.421.421.01.27 (Mahanawai Lele, LLC)	_Tenant of Record	HNL- T Hangar Tenant	MAHANAWAI LELE, LLC	4581	Industrial Facility	True	12/13/2017	Yes	True		
HNL.421.421.01.29 (Jeffrey Brian Cook)	_Tenant of Record	HNL- T Hangar Tenant	Jeffrey Brian Cook	4581	Industrial Facility	True	11/08/2017	Yes	True	HI 17BF317	06/21/2022
HNL.421.421.01.30 (N3958L, LLC)	_Tenant of Record	HNL- T Hangar Tenant	N3958L, LLC	4581	Industrial Facility	True	10/28/2016	Yes	True	HI 16BF137	11/01/2021
HNL.421.421.01.31 (Acroflight, Inc.)	_Tenant of Record	HNL- T Hangar Tenant	ACROFLIGHT, INC.	4581	Industrial Facility	True	03/22/2018	Yes	True	HI 18BF503	04/10/2023
HNL.421.421.01.32 (FBI)	_Tenant of Record	HNL- T Hangar Tenant	FEDERAL BUREAU OF INVESTIGATION	4581	Industrial Facility	True		No	True	xxx	
HNL.421.421.01.33 (Gregory Hazelton)	_Tenant of Record	HNL- T Hangar Tenant	GREGORY HAZELTON	4581	Industrial Facility	True	01/18/2018	Yes	True		
HNL.421.421.01.35 (Offshore Helicopters, Inc.)	_Tenant of Record	HNL- T Hangar Tenant	OFFSHORE HELICOPTERS	4581	Industrial Facility	True	12/15/2017	Yes	True	HI 15BE636	01/27/2020
HNL.421.421.01.37 (Pitre Fine Arts, Inc.)	_Tenant of Record	HNL- T Hangar Tenant	PITRE FINE ART, INC.	4581	Industrial Facility	True	09/08/2016	Yes	True	HI 16BF112	10/11/2021
HNL.421.421.01.38 (Lani Lea Sky Tours, LLC)	_Tenant of Record	HNL- T Hangar Tenant	Lani Lea Sky Tours, LLC	4581	Industrial Facility	True	04/16/2018	Yes	True		
HNL.421.421.01.39 (Steven & Julie Prindle)	_Tenant of Record	HNL- T Hangar Tenant	STEVEN AND JULIE PRINDLE	4581	Industrial Facility	True	08/07/2017	Yes	True	HI 14BE516	05/23/2019
HNL.421.421.01.40 (David Bettencourt & Larry King)	_Tenant of Record	HNL- T Hangar Tenant	BETTENCOURT, DAVID	4581	Industrial Facility	True	02/23/2015	Yes	True		
HNL.422.422.01.05 (2 G Group, LLC)	_Tenant of Record	HNL- T Hangar Tenant	2 G Group, LLC	4581	Industrial Facility	True	05/12/2014	Yes	True	HI 14BE447	06/13/2019
HNL.422.422.01.06 (Mokulele Research Corp)	_Tenant of Record	HNL- T Hangar Tenant	MOKULELE RESEARCH CORP	4581	Industrial Facility	True	10/31/2016	Yes	True		

Appendix 8.2
Tenants and Sublessees Inventory

Tenant Facility Name	Tenant or Sublessee	Tenant Type	Company Name	SIC Code	Facility Classification	DOTA Discharge Permit?	DOTA Discharge Permit Issuance Date	NPDES Permit for Industrial Activities Required?	Conditional No Exposure Exclusion (CNEE)?	NPDES Permit or CNEE Number	NPDES Permit or CNEE Expiration Date
HNL.422.422.01.07 (No Ka Oi Aircraft Services, LLC)	_Tenant of Record	HNL- T Hangar Tenant	NO KA OI AIRCRAFT SERVIES, LLC	4581	Industrial Facility	True	09/05/2017		True		
HNL.422.422.01.08 (William C. Melohn)	_Tenant of Record	HNL- T Hangar Tenant	MELOHN, WILLIAM C.	4581	Industrial Facility	True	09/21/2017		True		
HNL.422.422.01.09 (Ronald Hoopai)	_Tenant of Record	HNL- T Hangar Tenant	Ronald Hoopai	4581	Industrial Facility	True	05/31/2016		False		
HNL.422.422.01.12 (Hawaii Pacific Aviation dba Mauna Loa Helicopter)	_Tenant of Record	HNL- T Hangar Tenant	HAWAII PACIFIC AVIATION, INC.	4581	Industrial Facility	True	07/18/2014	Yes	True	HI 14BE478	07/17/2019
HNL.422.422.01.13 (Novictor Aviation)	_Tenant of Record 02 (Novictor Aviation)	HNL- T Hangar Tenant	Novictor Aviation, LLC	4581	Industrial Facility	True	11/06/2017	Yes	True		
HNL.422.422.01.14 (Affordable Caskets Outlet)	_Tenant of Record	HNL- T Hangar Tenant	Affordable Caskets Outlet	4581	Industrial Facility	True	03/04/2016	Yes	True	HI15BE862	04/05/2021
HNL.422.422.01.15 (Richard Gould)	_Tenant of Record	HNL- T Hangar Tenant	Richard Gould	4581	Industrial Facility	True	01/08/2015	Yes	True	HI 15BE629	01/22/2020
HNL.422.422.01.16 (Jahn P. Mueller)	_Tenant of Record	HNL- T Hangar Tenant	MEULLER, JAHN P.	4581	Industrial Facility	True	06/09/2014	Yes	True	HI 15BE633	01/26/2020
HNL.422.422.01.17 (Unique Computer Systems)	_Tenant of Record	HNL- T Hangar Tenant	Unique Computer Systems	4581	Industrial Facility	True	02/22/2018	Yes	True	HI16BF036	10/20/2021
HNL.422.422.01.18 (Jim Nabors Living Trust)	_Tenant of Record	HNL- T Hangar Tenant	JIM NABORS LIVING TRUST	4581	Industrial Facility	True	05/12/2014	Yes	True	HI 14BE410	05/14/2019
HNL.422.422.01.19 (Novictor)	_Tenant of Record	HNL- T Hangar Tenant	NOVICTOR	4581	Industrial Facility	False			True		
HNL.422.422.01.20 (Civil Air Patrol - Hawaii Wing)	_Tenant of Record	HNL- T Hangar Tenant	CIVIL AIR PATROL - HAWAII WING	4581	Industrial Facility	True	12/21/2017	Yes	True		
HNL.422.422.01.21 (The Car Store, Inc.)	_Tenant of Record 02 (The Car Store, Inc.)	HNL- T Hangar Tenant	The Car Store, Inc.	4581	Industrial Facility	True	11/16/2017	Yes	True	HI 18BF535	04/12/2023
HNL.422.422.01.21A (Delmer Cook)	_Tenant of Record	HNL- T Hangar Tenant	DELMER COOK	4581	Industrial Facility	False			True		
HNL.422.422.01.22 (Civil Air Patrol - Hawaii Wing)	_Tenant of Record	HNL- T Hangar Tenant	CIVIL AIR PATROL - HAWAII WING	4581	Industrial Facility	True	12/21/2017	Yes	True		
HNL.422.422.01.23 (George's Aviation Service Inc)	_Tenant of Record	HNL- T Hangar Tenant	GEORGE'S AVIATION SERVICES, INC.	4581	Industrial Facility	True	08/24/2017	Yes	True		
HNL.422.422.01.24 (Civil Air Patrol - Hawaii Wing)	_Tenant of Record	HNL- T Hangar Tenant	CIVIL AIR PATROL - HAWAII WING	4581	Industrial Facility	True	12/21/2017	Yes	True		
HNL.423.423.01.01 (Bruce & Sheri Yamashita)	_Tenant of Record	HNL- General Aviation Tie Down	YAMASHITA, BRUCE & SHERI	4581	Industrial Facility	True	05/31/2016	No	False		
HNL.423.423.01.02 (Kimball & Deborah Millikan)	_Tenant of Record	HNL- General Aviation Tie Down	Kimball & Deborah Millikan	4581	Industrial Facility	True	04/06/2018	No	False		
HNL.423.423.01.03 (FMY, Inc)	_Tenant of Record	HNL- General Aviation Tie Down	FMY, INC.	4581	Industrial Facility	True		No	False		
HNL.423.423.01.04 (Eric & Leslie Ann Kawamoto)	_Tenant of Record	HNL- General Aviation Tie Down	ERIC & LESLIE ANN KAWAMOTO	4581	Industrial Facility	True		No	False		

Appendix 8.2
Tenants and Sublessees Inventory

Tenant Facility Name	Tenant or Sublessee	Tenant Type	Company Name	SIC Code	Facility Classification	DOTA Discharge Permit?	DOTA Discharge Permit Issuance Date	NPDES Permit for Industrial Activities Required?	Conditional No Exposure Exclusion (CNEE)?	NPDES Permit or CNEE Number	NPDES Permit or CNEE Expiration Date
HNL.423.423.01.05 (Delmer Cook)	_Tenant Of Record 01 (DELMER COOK)	HNL- General Aviation Tie Down	DELMER COOK	4581	Industrial Facility	False			False		
HNL.423.423.01.05 (Delmer Cook)	Occupant 1								False		
HNL.423.423.01.06 (Gary Larsen)	_Tenant of Record	HNL- General Aviation Tie Down	GARY LARSEN	4581	Industrial Facility	True		No	False		
HNL.423.423.01.08 (Prescott E. Wilkie)	_Tenant of Record	HNL- General Aviation Tie Down	PRESCOTT E. WILKIE	4581	Industrial Facility	True		No	False		
HNL.423.423.01.11 (William & Trudi Melohn)	_Tenant of Record	HNL- General Aviation Tie Down	William & Trudi Melohn	4581	Industrial Facility	True		No	False		
HNL.423.423.01.12 (Gary A. Ralston)	_Tenant of Record	HNL- General Aviation Tie Down	GARY A. RALSTON	4581	Industrial Facility	True		No	False		
HNL.423.423.01.13 (Civil Air Patrol)	_Tenant of Record	HNL- General Aviation Tie Down	CIVIL AIR PATROL	4581	Industrial Facility	True	12/21/2017	Yes	True		
HNL.423.423.01.14 (Civil Air Patrol)	_Tenant of Record	HNL- General Aviation Tie Down	CIVIL AIR PATROL	4581	Industrial Facility	True	12/21/2017	Yes	True		
HNL.423.423.01.15 (Civil Air Patrol)	_Tenant of Record	HNL- General Aviation Tie Down	CIVIL AIR PATROL	4581	Industrial Facility	True	12/21/2017	Yes	True		
HNL.423.423.01.16 (Jeffrey LeFebvre)	_Tenant of Record	HNL- General Aviation Tie Down	Jeffrey LeFebvre	4581	Industrial Facility	True	09/13/2017	No	False		
HNL.423.423.01.17 (Vincent Mulford)	_Tenant of Record	HNL- General Aviation Tie Down	MULFORD, VINCENT W., JR.	4581	Industrial Facility	True		No	False		
HNL.423.423.01.18 (The Rocket Scientists, Inc.)	_Tenant of Record	HNL- General Aviation Tie Down	THE ROCKET SCIENTISTS, INC.	4581	Industrial Facility	True		No	False		
HNL.423.423.01.21 (Kolea Leasing)	_Tenant of Record (Kolea Leasing)	HNL- General Aviation Tie Down	Kolea Leasing, LLC	4581	Industrial Facility	True	09/27/2017	No	False		
HNL.423.423.01.24 (George Fairhurst)	_Tenant of Record	HNL- General Aviation Tie Down	FAIRHURST, GEORGE DOUGLAS II	4581	Industrial Facility	True		No	False		
HNL.423.423.01.27 (Jeffrey Smith)	_Tenant of Record	HNL- General Aviation Tie Down	JEFFREY SMITH	4581	Industrial Facility	True		No	False		
HNL.423.423.01.33 (Perscott Wilkie)	_Tenant of Record	HNL- General Aviation Tie Down	Prescott Wilkie	4581	Industrial Facility	True		No	False		
HNL.423.423.01.35 (Claudio Friederich)	_Tenant of Record	HNL- General Aviation Tie Down	CLAUDIO FRIEDERICH	4581	Industrial Facility	False			True		
HNL.423.423.01.38 (Brian Isaacson)	_Tenant of Record	HNL- General Aviation Tie Down	ISAACSON, BRIAN	4581	Industrial Facility	False			False		
HNL.423.423.01.41 (David Leith Anderson)	_Tenant of Record	HNL- General Aviation Tie Down	D. Leith Anderson	4581	Industrial Facility	False			False		
HNL.423.423.01.42 (Schneider Aviation)	_Tenant of Record	HNL- General Aviation Tie Down	Schneider Avaition	4581	Industrial Facility	False			False	HI 15BE622	
HNL.423.423.01.50 (Stephen Chew)	_Tenant of Record	HNL- General Aviation Tie Down	CHEW, STEPHEN Y.K.	4581	Industrial Facility	False			False		
HNL.423.423.01.61 (Michael Tompkison)	_Tenant of Record 02 (Michael Tompkison)	HNL- General Aviation Tie Down	Michael James Tompkison	4581	Industrial Facility	False			False		

Appendix 8.2
Tenants and Sublessees Inventory

Tenant Facility Name	Tenant or Sublessee	Tenant Type	Company Name	SIC Code	Facility Classification	DOTA Discharge Permit?	DOTA Discharge Permit Issuance Date	NPDES Permit for Industrial Activities Required?	Conditional No Exposure Exclusion (CNEE)?	NPDES Permit or CNEE Number	NPDES Permit or CNEE Expiration Date
HNL.423.423.01.77 (Roy Nakata)	_Tenant of Record	HNL- General Aviation Tie Down	ROY NAKATA	4581	Industrial Facility	False			False		
HNL.423.423.01.78 (Kenneth Shimata)	_Tenant of Record	HNL- General Aviation Tie Down	KENNETH SHIMATA	4581	Industrial Facility	False			False		
HNL.423.423.01.81 (David Anderson)	_Tenant of Record	HNL- General Aviation Tie Down	D. Leith Anderson	4581	Industrial Facility				False		
HNL.423.423.01.85B (Yun-Fei Tang)	_Tenant of Record	HNL- General Aviation Tie Down	TANG, YUN-FEI	4581	Industrial Facility	False			False		
HNL.423.423.01.85C (Ross Rastegar)	_Tenant of Record	HNL- General Aviation Tie Down	RASTEGAR, ROSS	4581	Industrial Facility	False			False		
HNL.423.423.01.86E (George's Aviation Services Inc)	_Tenant of Record	HNL- General Aviation Tie Down	Grant Lam	4581	Industrial Facility	False			False		
HNL.423.423.01.86F (George's Aviation Services Inc)	_Tenant of Record	HNL- General Aviation Tie Down	RIGHT FLIGHT SCHOOL, LLC	4581	Industrial Facility	False			False	HI 14BE516	
HNL.423.423.01.86G (George's Aviation Services Inc)	_Tenant of Record	HNL- General Aviation Tie Down	FLIGHTSEE HAWAII, LLC.	4581	Industrial Facility	False			True		
HNL.423.423.01.86H (Carl Y. Watanabe)	_Tenant of Record	HNL- General Aviation Tie Down	Carl Watanabe	4581	Industrial Facility	False			False		
HNL.423.423.01.86J (George K. Hanzawa)	_Tenant of Record	HNL- General Aviation Tie Down	HANZAWA, GEORGE K.	4581	Industrial Facility	True	08/24/2017	No	False		
HNL.423.423.01.86K (George's Aviation Services)	_Tenant of Record	HNL- General Aviation Tie Down	HANZAWA, GEORGE K.	4581	Industrial Facility	True	08/24/2017	No	False		
HNL.423.423.01.86L (Ryan Albritton)	_Tenant of Record	HNL- General Aviation Tie Down	RYAN ALBRITTON	4581	Industrial Facility	False			True		
HNL.423.423.01.87A (George's Aviation Services Inc)	_Tenant of Record	HNL- General Aviation Tie Down	GEORGE'S AVIATION SERVICES, INC	4581	Industrial Facility	True	08/24/2017	No	False	HI 15BE645	
HNL.423.423.01.87B (George's Aviation Services Inc)	_Tenant of Record	HNL- General Aviation Tie Down	GEORGE'S AVIATION SERVICE, INC.	4581	Industrial Facility	True	08/24/2017	No	False	HI 15BE646	
HNL.423.423.01.87C (George K. Hanzawa)	_Tenant of Record	HNL- General Aviation Tie Down	HANZAWA, GEORGE K.	4581	Industrial Facility	True	08/24/2017	No	False		
HNL.423.423.01.87D (George Hanzawa)	_Tenant of Record	HNL- General Aviation Tie Down	HANZAWA, GEORGE K.	4581	Industrial Facility	True	08/24/2017	No	False		
HNL.423.423.01.87E (George Hanzawa)	_Tenant of Record	HNL- General Aviation Tie Down	HANZAWA, GEORGE K.	4581	Industrial Facility	True	08/24/2017	No	False		
HNL.423.423.01.88A (William Fifles)	_Tenant of Record	HNL- General Aviation Tie Down	William Fifles	4581	Industrial Facility	False			False		
HNL.423.423.01.88C (Steven Chaikin)	_Tenant of Record	HNL- General Aviation Tie Down	CHAIKIN, STEVEN	4581	Industrial Facility				False		
HNL.423.423.01.88D (James T. Yates)	_Tenant of Record	HNL- General Aviation Tie Down	YATES, JAMES T.	4581	Industrial Facility	False			False		
HNL.423.423.01.88E (Corporate Air)	_Tenant of Record	HNL- General Aviation Tie Down	Corporate Air	4581	Industrial Facility	False			False		

Appendix 8.2
Tenants and Sublessees Inventory

Tenant Facility Name	Tenant or Sublessee	Tenant Type	Company Name	SIC Code	Facility Classification	DOTA Discharge Permit?	DOTA Discharge Permit Issuance Date	NPDES Permit for Industrial Activities Required?	Conditional No Exposure Exclusion (CNEE)?	NPDES Permit or CNEE Number	NPDES Permit or CNEE Expiration Date
HNL.423.423.01.88G (Aviate Hawaii, LLC dba A-V-8 Hawaii)	_Tenant of Record	HNL- General Aviation Tie Down	AVIATE HAWAII, LLC DBA A-V-8 HAWAII	4581	Industrial Facility	False			True		
HNL.423.423.01.88J (Steven Chaikin)	_Tenant of Record	HNL- General Aviation Tie Down	CHAIKIN, STEVEN	4581	Industrial Facility	False			False		
HNL.423.423.01.89A (Hele Lani, LLC)	_Tenant of Record 02 (Hele Lani, LLC)	HNL- General Aviation Tie Down	Hele Lani, LLC	4581	Industrial Facility	True	05/30/2018	No	False		
HNL.423.423.01.89B (Erik Bulman)	_Tenant of Record	HNL- General Aviation Tie Down	BULMAN, ERIK	4581	Industrial Facility	False			False		
HNL.423.423.01.89E (North Shore Aviation, LLC)	_Tenant of Record 02 (North Shore Aviation, LLC)	HNL- General Aviation Tie Down	NORTH SHORE AVIATION, LLC	4581	Industrial Facility	True	06/01/2018	No	False		
HNL.423.423.01.89F (Ken Sullivan)	_Tenant of Record	HNL- General Aviation Tie Down	SULLIVAN, KENNETH R.	4581	Industrial Facility	False			False		
HNL.423.423.01.89G (Richard A. Gould)	_Tenant of Record	HNL- General Aviation Tie Down	RICHARD A. GOULD	4581	Industrial Facility	False			True	HI 15BE629	
HNL.423.423.01.89H (Lani Lea Sky Tours, LLC)	_Tenant of Record	HNL- General Aviation Tie Down	Lani Lea Sky Tours, LLC	4581	Industrial Facility	False			False		
HNL.423.423.01.89J (Richard A. Gould)	_Tenant of Record	HNL- General Aviation Tie Down	RICHARD A. GOULD	4581	Industrial Facility	False			True		
HNL.423.423.01.89K (Flyin Hawaiian, LLC)	_Tenant of Record	HNL- General Aviation Tie Down	FLYIN HAWAIIAN, LLC	4581	Industrial Facility	False			True		
HNL.423.423.01.89L (Robert V. Jao)	_Tenant of Record	HNL- General Aviation Tie Down	ROBERT JAO	4581	Industrial Facility	False			False	HI 14BE515	
HNL.423.423.01.89M (Grant Lam)	_Tenant of Record	HNL- General Aviation Tie Down	GRANT LAM	4581	Industrial Facility	False			False		
HNL.424.424.01.01 (Richard Schuman)	_Tenant of Record	HNL- General Aviation Tie Down	Richard Schuman	4581	Industrial Facility	True	11/06/2017	No	False		
HNL.009.009.01.82 (Alps Aircraft Leasing, LLC)	Occupant 6 (RD Technology of Hawaii)	HNL- Tenant	RD Technology of Hawaii	8734	Commercial Facility	True		No	False		
HNL.538.538.01.20A (Hawaiian Airlines Hangar Common Use)	_Tenant of Record	HNL- Tenant	HAWAIIAN AIRLINES	4581	Industrial Facility	True	04/26/2018	Yes	False	HIR80B280	
HNL.548.548.01.01 A-C (Hawaii Pacific Aviation dba Mauna Loa Helicopters)	_Tenant of Record (Hawaii Pacific Aviation)	HNL- General Aviation Tie Down	Hawaii Pacific Aviation	4581	Industrial Facility	False			False		
HNL.548.548.01.01 D-H (Novictor Aviation)	_Tenant of Record	HNL- General Aviation Tie Down	NOVICTOR AVIATION	4581	Industrial Facility	True	11/06/2017	Yes	False		
HNL.600.600.01.18 (AMPCO Taxi)	_Tenant of Record	HNL- Tenant	AMPCO SYSTEM TAXI STAND	4121	Industrial Facility	False			False		
HNL.600.600.01.19 (AMPCO Taxi)	_Tenant of Record	HNL- Tenant	AMPCO SYSTEM TAXI STAND	4121	Industrial Facility	False			False		
HNL.623.623.01.03 (USDA APHIS Wildlife Services)	_Tenant of Record		USDA APHIS WILDLIFE SERVICES			False			False		

*NOTE: The data included within this inventory is not included anywhere else in the ACR except in Table 8-1, Section F, 3.1, regarding industrial and tenant information.
*NOTE: This inventory excludes all DOTA properties.

Revised Tenant Inventory

As provided by Airports Division in response to Audit Team's Records Review request

Tenant Facility Name	Tenant or Sublessee	Tenant Type	Company Name	SIC Code	Facility Classification	DOTA Discharge Permit?	DOTA Discharge Permit Issuance Date	NPDES Permit for Industrial Activities Required?	Conditional No Exposure Exclusion (CNEE)?	NPDES Permit or CNEE Number	NPDES Permit or CNEE Expiration Date	Comments
HNL.005.005.01.13 (2999 UALENA ST. Royal Haw'n Mov - 25)	_Tenant Of Record 01 (Nunui Assoc)	HNL- Ualena Street Tenant	NUNUI ASSOCIATES		Commercial Facility	False	N/A	N/A	False			Nunui Associates is the Tenant of Record aka lessee of this property and Royal Hawaiian Movers is the occupant aka sub-lessee(of the entire property). Nunui Associates is not inspected.
HNL.005.005.01.23 (2885 UALENA ST.- 21)	_Tenant Of Record 01 (K S Corp)	HNL- Ualena Street Tenant	K S CORPORATION		Commercial Facility	False	N/A	N/A	False			KS Corporation is the Tenant of Record aka lessee of this property and KW Auto Body is the occupant aka sub-lessee(of the entire property). KS Corporation is not inspected.
HNL.009.009.01.82 (Alps Aircraft Leasing, LLC)	_Tenant of Record (Alps Aircraft Leasing, LLC)	HNL- Tenant	Alps Aircraft Leasing, LLC	6519	Commercial Facility	True	03/17/2018	N/A	False			Alps Aircraft leasing LLC is the Tenant of Record aka lessee of this property and has several occupant aka sub-lessees.
HNL.623.623.01.03 (USDA APHIS Wildlife Services)	_Tenant of Record		USDA APHIS WILDLIFE SERVICES		Commercial Facility	True	6/30/2017	N/A	False			Add "Commercial Facility"

Notice of Corrective Action

Corrective Action in Response to:

- ☐ Potential Violation (complete Section A & C)
- ☐ Deficiency (complete Section B & C)

SECTION A – Corrective Action in Response to Potential Violation

Potential Violation Tracking #:

Potential Violation Notification Date:
(from Notice of Potential Violation Form)

Corrective Action Notification Date:

HDOT must submit this notice within 14 calendar days of the Potential Violation Notification Date.

SECTION B – Corrective Action in Response to Deficiency

Deficiency Tracking #:

HDOT Receipt of Draft PEAR Date:

Corrective Action Notification Date:

HDOT must submit this notice within 21 calendar days of receiving the relevant Draft PEAR.

SECTION C

Description of Corrective Action:

Description of Attached Photographs (if applicable):

Appendix B3

Permit-Specific Information – Honolulu Harbor

Appendix B3: Permit-Specific Information – Honolulu Harbor

1. Key Documents

Permit / Document	3. Honolulu Harbor Small MS4 Permit HI 03KB482
2017 Annual Report	2017_HarborsACR_Final-Complete
Enforcement escalation procedure or response plan for I/C program	ERP Draft 8.pdf
Permit	December 2016 extension is here: 20161202.03KB482.EXT.16.pdf
Stormwater Web site	http://hidot.hawaii.gov/harbors/library/storm-water-management/
SWMPP	Final HDOT Harbors SWMP-150325.pdf

2. Sections of Key Documents Found Relevant for PEAR 4

Document Name ***(Original File Name)***	**Sections/Pages Relevant to PEAR 4**
2017 Annual Report *(2017_HarborsACR_Final-Complete)*	Section 3.4 Section 4.4 Section 4.2 Attachments 10-15
Enforcement escalation procedure or response plan for I/C program *(ERP Draft 8.pdf)*	In entirety
Permit *(20161202.03KB482.EXT.16.pdf)*	In entirety
Stormwater Web site *(http://hidot.hawaii.gov/harbors/library/storm-water-management/)*	In entirety
SWMPP *(Final HDOT Harbors SWMP-150325.pdf)*	Section A 2.3 2.6 Section B in entirety Attachment 1 Attachment 2

3. On-Site Evaluation

26 November 2018

On 26 November 2018, the Audit Team held a kickoff meeting at Honolulu Harbor with Harbors Division staff and consultants. Photographs taken during the On-Site Evaluation can be found in Section 4.

I/C Facility 3.1 Pacific Shipyard International/PSI Facility (Piers 24-25)

Next, the Audit Team drove to the Pacific Shipyard International/PSI Industrial Commercial facility and met with facility personnel. The Audit Team then accompanied Harbors Division staff and consultants as they conducted an inspection of the site. The Harbors Division staff and consultants concluded the On-Site Evaluation with a debrief meeting.

I/C Facility 3.2 Hawaii Gas Facility (Pier 38)

Next, the Audit Team drove to the Hawaii Gas Industrial Commercial facility and met with facility personnel. The Audit Team then accompanied Harbors Division staff and consultants as they conducted an inspection of the site. The Harbors Division staff and consultants concluded the On-Site Evaluation with a debrief meeting.

Outfall 3.3 SDDHO375000 (Pier 37)

Next, the Audit Team drove to the outfall identified as SDDHO375000 at Pier 37. The Audit Team accompanied Harbors Division staff and consultants as they conducted a dry-weather outfall screening.

Outfall 3.4 SDDHO517800 (Pier 51A)

Finally, the Audit Team drove to the outfall identified as EID 4576 at Pier 51A. The Audit Team accompanied Harbors Division staff and consultants as they conducted a dry-weather outfall screening.

4. On-Site Evaluation Photos

Photographs are provided on the subsequent pages below.

5. Potential Violations

No Potential Violations were identified by the Audit Team for this permit.

6. Deficiencies

No Deficiencies were identified by the Audit Team for this permit.

DRAFT Program Element Audit Report (PEAR) No. 4

Illicit Discharge Detection and Elimination Program Element and Industrial Commercial Activities/Tenant Program

Part **3** of **3**

State Project No. OSC-15-01

January 2019

Prepared by

Kennedy/Jenks Consultants

Prepared for

State of Hawaii
Department of Transportation
Office of Environmental Compliance
869 Punchbowl Street
Honolulu, Hawaii 96813

K/J Project No. 1696025*00

Appendix B4

Permit-Specific Information – Kalaeloa Barbers Point Harbor

Appendix B4: Permit-Specific Information – Kalaeloa Barbers Point Harbor

1. Key Documents

Permit / Document	4. Kalaeloa Barbers Point Harbor Small MS4 Permit HI 03KB482
2017 Annual Report	2017_HarborsACR_Final-Complete
Enforcement escalation procedure or response plan for I/C program	ERP Draft 8.pdf
Permit	December 2016 extension is here: 20161202.03KB488.EXT.16.pdf
Stormwater Web site	http://hidot.hawaii.gov/harbors/library/storm-water-management/
SWMPP	Final HDOT Harbors SWMP-150325.pdf

2. Sections of Key Documents Found Relevant for PEAR 3

Document Name ***(Original File Name)***	**Sections/Pages Relevant to PEAR 4**
2017 Annual Report *(2017_HarborsACR_Final-Complete)*	Section 3.4 Section 4.4 Section 4.2 Attachments 10-15
Enforcement escalation procedure or response plan for I/C program *(ERP Draft 8.pdf)*	In entirety
Permit *(20161202.03KB482.EXT.16.pdf)*	In entirety
Stormwater Web site *(http://hidot.hawaii.gov/harbors/library/storm-water-management/)*	In entirety
SWMPP *(Final HDOT Harbors SWMP-150325.pdf)*	Section A 2.3 2.6 Section B in entirety Attachment 1 Attachment 2

3. On-Site Evaluation

27 November 2018

On 27 November 2018, the Audit Team held a kickoff meeting at Honolulu Harbor with Harbors Division staff and consultants. Photographs taken during the On-Site Evaluation can be found in Section 4.

I/C Facility 4.1 Hawaiian Cement

Next, the Audit Team drove to the Hawaiian Cement Industrial Commercial facility and met with facility personnel. The Audit Team then accompanied Harbors Division staff and consultants as they conducted an inspection of the site. The Harbors Division staff and consultants concluded the On-Site Evaluation with a debrief meeting.

I/C Facility 4.2 Asphalt Hawaii (aka GLP Asphalt)

Next, the Audit Team drove to the Asphalt Hawaii (aka GLP Asphalt) Industrial Commercial facility and met with facility personnel. The Audit Team then accompanied Harbors Division staff and consultants as they conducted an inspection of the site. The Harbors Division staff and consultants concluded the On-Site Evaluation with a debrief meeting.

Outfall 4.3 SDDBP043660 (Pier 4)

Finally, the Audit Team drove to the outfall identified as SDDBP043660 at Pier 4. The Audit Team accompanied Harbors Division staff and consultants as they conducted a dry-weather outfall screening.

The Audit Team held a debrief meeting to conclude the On-Site Evaluation with Harbors Division staff and consultants.

4. On-Site Evaluation Photos

Photographs are provided on the subsequent pages below.

5. Potential Violations

No Potential Violations were identified by the Audit Team for this permit.

6. Deficiencies

No Deficiencies were identified by the Audit Team for this permit.

Appendix B5

Permit-Specific Information – Highways Maui District

Appendix B5: Permit-Specific Information – Highways Maui District

1. Key Documents

Permit / Document	5. Maui District Small MS4 Permit HI 15KE674
2017 Annual Report	20180129.Contents of CD-Annual_Report_2017_HDOTMauiSWMP-v1-HI 15KE674.pdf Plus Parts 1 - 5
Enforcement escalation procedure or response plan for I/C program	Enforcement escalation is covered in the SWMPP
Permit	NGPC2015-04-02HI15KE674.pdf 20161122 NGPC Extension HI 15KE674 EXT 16.pdf
Stormwater Web site	http://hidot.hawaii.gov/stormwater/storm-water-management/maui/swmp/ http://hidot.hawaii.gov/stormwater/storm-water-management/maui/ http://stormwatermaui.com/
SWMPP	Maui-Storm-Water-Managment-Plan-Dec-2016.pdf Plus Appendices

2. Sections of Key Documents Found Relevant for PEAR 4

Document Name ***(Original File Name)***	**Sections/Pages Relevant to PEAR 4**
2017 Annual Report *(20180129.Contents of CD-Annual_Report_2017_HDOTMauiSWMP-v1-HI 15KE674.pdf* *Plus Parts 1 – 5)*	Section 3 Section 7 Appendix B Appendix C
Permit *(NGPC2015-04-02HI15KE674.pdf* *20161122 NGPC Extension HI 15KE674 EXT 16.pdf)*	In entirety
Stormwater Web site *(http://hidot.hawaii.gov/stormwater/storm-water-management/maui/swmp/* *http://hidot.hawaii.gov/stormwater/storm-water-management/maui/* *http://stormwatermaui.com/)*	In entirety
SWMPP *(MauiSWMP--Dec 2016 Final w-o Appendices.pdf* *Plus Appendices)*	Sections 3.0 Section 7.2 and 7.3 Appendix C.1, C.2, C.3, C.4, C.5

3. On-Site Evaluation

20 November 2018

On 20 November 2018, the Audit Team held a kickoff meeting at Honolulu Harbor with Highways Division staff and consultants. Photographs taken during the On-Site Evaluation can be found in Section 4.

Outfall 5.1 Outlet No. 2

Next, the Audit Team drove to the outfall identified as Outlet No. 2, which discharges to the Pacific Ocean. The Audit Team accompanied Highways Division staff and consultants as they conducted a dry-weather outfall screening.

Outfall 5.2 DP3

Finally, the Audit Team drove to the outfall identified as DP3, which discharges to the Pacific Ocean. The Audit Team accompanied Highways Division staff and consultants as they conducted a dry-weather outfall screening.

The Audit Team held a debrief meeting to conclude the On-Site Evaluation with Highways Division staff and consultants.

4. On-Site Evaluation Photos

Photographs are provided on the subsequent pages below.

5. Potential Violations

No Potential Violations were identified by the Audit Team for this permit.

6. Deficiencies

No Deficiencies were identified by the Audit Team for this permit.

Appendix B6

Permit-Specific Information – Highways Oahu District

Appendix B6: Permit-Specific Information – Highways Oahu District

1. Key Documents

Permit / Document	6. Highways Oahu District Individual Permit HI S000001
2017 Annual Report	20171101.Compliance Submission for Annual Report 2016-2017-HI S000001.pdf HWY-O Annual Report 2016-17.pdf Plus Appendices in folder
Enforcement escalation procedure or response plan for I/C program	Section 10.8 of SWMPP Enforcement Policy for IC Program.pdf IC Enforcement SOP.pdf
Outfall Field Screening Plan	Appendix C.3. of SWMPP
Response plan for the investigation of illicit discharges	Section 3.4 of SWMPP Complaint Response SOP.pdf Spill Response SOP.pdf
Industrial and Commercial Facility and Activity Plan	SWMPP Appendix J.2 (April 2015) – located in SWMPP folder
Latest Annual Monitoring Plan	2018-2019 Monitoring Plan.pdf
Permit	20160318.Modified NPDES Permit HI S000001.PDF
Stormwater Web site	http://www.stormwaterhawaii.com/ http://www.trashfreehawaii.com
SWMPP	SWMPP-Final_Combined_Compressed.pdf Plus Appendices

2. Sections of Key Documents Found Relevant for PEAR 4

Document Name ***(Original File Name)***	**Sections/Pages Relevant to PEAR 4**
2017 Annual Report *(20171101.Compliance Submission for Annual Report 2016-2017-HI S000001.pdf* *Plus Appendices in folder)*	Chapter 4 Chapter 7.2.1.8 Chapter 8 Appendix C Appendix G
Enforcement escalation procedure or response plan for I/C program (Section 10.8 of SWMPP *Enforcement Policy for IC Program.pdf* *IC Enforcement SOP.pdf)*	In Entirety
Outfall Field Screening Plan *(Appendix C.3. of SWMPP)*	In Entirety
Response plan for the investigation of illicit discharges *(Section 3.4 of SWMPP* *Complaint Response SOP.pdf* *Spill Response SOP.pdf)*	In Entirety
Industrial and Commercial Facility and Activity Plan *(SWMPP Appendix J.2)*	In Entirety
Latest Annual Monitoring Plan *(2018-2019 Monitoring Plan.pdf)*	Section 2.5
Permit *(20160318.Modified NPDES Permit HI S000001.PDF)*	Part D.1.c. Part D.1.g.
Stormwater Web site *(http://www.stormwaterhawaii.com/* *http://www.trashfreehawaii.com)*	In entirety
SWMPP *(SWMPP (April 2015).pdf* *Appendices at:* *http://www.stormwaterhawaii.com/about/hawaii-storm-water-program-plan/)*	Chapter 3 Chapter 10 Appendix C Appendix J

3. On-Site Evaluation

28 November 2018

On 28 November 2018, the Audit Team held a kickoff meeting at Highways Oahu District with Highways Division staff and consultants. Photographs taken during the On-Site Evaluation can be found in Section 4.

Outfall 6.1 PID 302873, 850 Kamehameha Highway, Pearl City, HI 96782

Next, the Audit Team drove to the outfall identified as PID 302873. The Audit Team accompanied Highways Division staff and consultants as they conducted a dry-weather outfall screening.

Outfall 6.2 PID 302302, 94-180 Farrington Highway, Waipahu, HI 96797

Next, the Audit Team drove to the outfall identified as PID 302302. The Audit Team accompanied Highways Division staff and consultants as they conducted a dry-weather outfall screening.

I/C Facility 6.3 Hawaii Nephrologists LLC, 94-229 Waipahu Depot Street, Waipahu, HI 96797

Next, the Audit Team drove to the Hawaii Nephrologists LLC Industrial Commercial facility and met with facility personnel. The Audit Team then accompanied Highways Division staff and consultants as they conducted an inspection of the site. The Highways Division staff and consultants concluded the On-Site Evaluation with a debrief meeting.

I/C Facility 6.4 Honpa Hongwanji Hawaii Betsuin, 1727 Pali Highway, Honolulu, HI 96813

Finally, the Audit Team drove to the Honpa Hongwanji Hawaii Betsuin Industrial Commercial facility and met with facility personnel. The Audit Team then accompanied Highways Division staff and consultants as they conducted an inspection of the site. The Highways Division staff and consultants concluded the On-Site Evaluation with a debrief meeting.

The Audit Team held a debrief meeting to conclude the On-Site Evaluation with Airports Division staff and consultants.

4. On-Site Evaluation Photos

Photographs are provided on the subsequent pages below.

5. Potential Violations

No Potential Violations were identified by the Audit Team for this permit.

6. Deficiencies

Deficiency Tracking #2 applies to this permit. Please see pages B6-7 through B6-9.

Draft Notice of Deficiency

Deficiency Tracking #: 2

Related Permit(s): Highways Oahu District

Deficiency Narrative Description:
Part D.1.g.(3) of HI S000001 states in part that Highways Oahu District shall "update and submit, in pdf format (minimum 300 dpi), the commercial facilities and activities inventory (commercial inventory), sorted by priority areas, and map of such facilities and activities discharging, directly or indirectly, to its MS4 within its 4th Annual Report" (emphasis added). The Audit Team reviewed Appendix G1 of the 2016-2017 Annual Report, which includes this inventory. While "priority" was included in the inventory submittal, the inventory was instead sorted by Tax Map Key. In response to a Records Review question by the Audit Team, Highways Oahu District acknowledged that this was an oversight and provided the Audit Team with an updated inventory sorted by priority.

Recommendations for Improvement:
The Audit Team has no recommendations for improvement, as the deficiency was immediately resolved by Highways Oahu District.

Description of Attachments (if applicable): Attached is page 1 of both the inventory found in Appendix G1 of the 2016-2017 Annual Report and the updated inventory provided by Highways Oahu District in response to a Records Review question by the Audit Team.

Applicable Regulatory References

NPDES Permit No.: HI S000001 Part D.1.g.(3) "Inventory and Map of Commercial Facilities and Activities – The Permittee shall update and submit, in pdf format (minimum 300 dpi), the commercial facilities and activities inventory (commercial inventory), sorted by priority areas, and map of such facilities and activities discharging, directly or indirectly, to its MS4 within its 4th Annual Report."

SWMPP: Section 10.2.2: "The commercial inventory will be sorted by priority area…"

Hawaii Administrative Rules (HAR): Not applicable.

Code of Federal Regulations (CFR): Not applicable.

Appendix B6: Permit-Specific Information – Highways Oahu District

Result of Review:

- ☐ Confirmed Deficiency
  - o Email Notice of Corrective Action sent to EPA/DOH on:
    (Due Within 21 Calendar Days of Deficiency Notification Date)
- ☐ Re-categorized as Potential Violation (see rationale below)
  - o Email Notice sent to EPA/DOH on: _____
- ☐ Summarily Dismissed (see rationale below)
  - o Email Notice sent to EPA/DOH on: _____

Rationale for Re-Categorization or Summary Dismissal:

Commercial Facilities Inventory

As of June 30, 2017

TMK	Facility Name	Street Address	City	State	Zip Code	Storm Water Contact	Watershed	Priority	SIC Code	SIC Description	Area Map
11002004	Military Facilities						Manuwai	2	9531	Accounting, Auditing, And Bookkeeping	A6
11003004	Keehi Lagoon Memorial	2685 N Nimitz Highway	Honolulu	HI	96819	Bob Frietas	Moanalua	1	8641	Civic And Social Associations	A6
11004059	JN Truck Center	3003 N. Nimitz Highway	Honolulu	HI	96819	Joe Fasciolla	Keehi	2	5511 5947	New And Used Car Dealers Gift, Novelty, And Souvenir Shop	A6
11004060	JN Rental	3033 N. Nimitz Highway	Honolulu	HI	96819	Joe Fasciolla	Keehi	2	7514	Passenger Car Rental	A6
11004063	JN Chevrolet	2999 N. Nimitz Highway	Honolulu	HI	96819	Joe Fasciolla	Keehi	2	5511	New And Used Car Dealers	A6
11004075	Aloha Kia 1	2830 Koapaka Street	Honolulu	HI	96819	Cathy Luke	Keehi	2	5511 7538	New And Used Car Dealers General Automotive Repair Shops	A6
11004076	Aloha Kia 2	2841 North Nimitz Highway	Honolulu	HI	96819	Cathy Luke	Keehi	1	5511 7538	New And Used Car Dealers General Automotive Repair Shops	A6
11005004	Premier Automotive	2781 Kilihau Street	Honolulu	HI	96819	Faith Caldera	Moanalua	4	5511	New And Used Car Dealers	A6
11005005	United Truck Rental 1	2808 Kilihau Street	Honolulu	HI	96819	Jeff Shinagawa	Moanalua	2	7513	Truck Rental And Leasing, Without Drivers	A6
11005006	United Truck Rental 2	2815 Kilihau Street	Honolulu	HI	96819	Jeff Shinagawa	Moanalua	1	7513	Truck Rental And Leasing, Without Drivers	A6
11005007	United Truck Rental 3	2821 Kilihau Street	Honolulu	HI	96819	Jeff Shinagawa	Moanalua	1	7513	Truck Rental And Leasing, Without Drivers	A6
11005008	United Truck Rental 4	2829 Kilihau Street	Honolulu	HI	96819	Jeff Shinagawa	Moanalua	1	7513	Truck Rental And Leasing, Without Drivers	A6
11005009	Ken's Auto Fender	2833 Kilihau Street	Honolulu	HI	96819	Odie Jimenez	Moanalua	5	7532	Top And Body Repair And Paint Shops	A6
11005011	Infiniti of Honolulu 2	2845 Kilihau Street	Honolulu	HI	96817	Bill Mickelsen	Moanalua	3	5511	New And Used Car Dealers	A6
11005016	Polynesian Adventure Tours	2880 Kilihau Street	Honolulu	HI	96819		Moanalua	2	4789	Transportation Services, NEC	A6
11005023	Industrial Hardware Hawaii					Orlando Abad	Moanalua	2	5211	Lumber And Other Building Materials	A6
11005025	Airport Financial Center / Bank of Hawaii						Moanalua	2	6022	State Commercial Banks	A6
11005030	Fuelman Inc	770 Mapunapuna Street	Honolulu	HI	96819	Naomi Edmunds	Moanalua	6	5172	Petroleum Products, NEC	A6
11005031	Armstrong Produce	802 Mapunapuna Street	Honolulu	HI	96819	Russel Soma	Moanalua	3	5148	Fresh Fruits And Vegetables	A6
11005034	Produce Center Development Parking Lot						Moanalua	2	7521	Automobile Parking	A6
11005036	Prime Construction	830 Mapunapuna Street	Honolulu	HI	96819	Kenneth Higuchi	Moanalua	2	1521 5231 5812 7538	Single-Family Housing Construction Paint, Glass, And Wallpaper Stores Eating Places General Automotive Repair Shops	A6
11005039	Island Lighting Company	2965 Mokumoa Street	Honolulu	HI	96819	Garret Kanai	Moanalua	1	5063	Electrical Apparatus And Equipment	A6
11007045	99 Ranch Parking Lot	2850 Paa Street	Honolulu	HI	96819	Ben Viray	Moanalua	3	7521 8322	Automobile Parking Individual And Family Services	A6
11010003	Military Housing A						Manuwai	2	9531	Housing Programs	A6
11010004	Navy Housing Nimitz	3375 Salt Lake Boulevard	Honolulu	HI	96818	Jennifer Chang	Keehi	5	5541 7997	Gasoline Service Stations Membership Sports And Recreation Clubs	A6
11010009	Cycle City Center	2908 Kamehameha Highway	Honolulu	HI	96818	George Baily	Keehi	1	5571 7521 8999	Motorcycle Dealers Automobile Parking Services, NEC	A6
11010011	Navy Exchange	4725 Bougainville Drive	Honolulu	HI	96818	Ralph Wakumoto	Halawa	6	5261 5311 5411 5531 5712 5731 5812 5999 7221 7231 7241 7538 7542	Retail Nurseries And Garden Stores Department Stores Grocery Stores Auto And Home Supply Stores Furniture Stores Radio, Television, And Electronic Stores Eating Places Miscellaneous Retail Stores, NEC Photographic Studios, Portrait Beauty Shops Barber Shops General Automotive Repair Shops Carwashes	A6
11010017	Radford Terrace	702 Puuloa Road	Honolulu	HI	96818		Moanalua	2	6513	Apartment Building Operators	A6
11010021	Cycle City Parking						Moanalua	2	5571	Motorcycle Dealers	A6

Commercial Facilities Inventory

As of June 30, 2017

TMK	Facility Name	Street Address	City	State	Zip Code	Storm Water Contact	Watershed	Priority	SIC Code	SIC Description	Area Map
11005030	Fuelman Inc	770 Mapunapuna Street	Honolulu	HI	96819	Naomi Edmunds	Moanalua	6	5172	Petroleum Products, NEC	A6
11010011	Navy Exchange	4725 Bougainville Drive	Honolulu	HI	96818	Ralph Wakumoto	Halawa	6	5261 5311 5411 5531 5712 5731 5812 5999 7221 7231 7241 7538 7542	Retail Nurseries And Garden Stores Department Stores Grocery Stores Auto And Home Supply Stores Furniture Stores Radio, Television, And Electronic Stores Eating Places Miscellaneous Retail Stores, NEC Photographic Studios, Portrait Beauty Shops Barber Shops General Automotive Repair Shops Carwashes	A6
12013007	Airgas Gaspro Dillingham	2305 Kamehameha Highway	Honolulu	HI	96819	Jerry M. Matsunaka	Kalihi	6	4932 5984 5999	Gas And Other Services Combined Liquefied Petroleum Gas Dealers Miscellaneous Retail Stores, NEC	A6
15008020	Jiroichi Otani	225 N. Nimitz Highway	Honolulu	HI	96817	Scott C. Ballentyne	Nuuanu	6	5146 5147	Fish And Seafoods Meats And Meat Products	A6
15041133	Bob Sakamoto Welding	1052 Ulupono Street	Honolulu	HI	96819	Robert M. Sakamoto	Nuuanu	6	7692	Welding Repair	A6
16028056	Kamehameha Shopping Center	1620 N. School Street	Honolulu	HI	96817	David Wunsch	Kapalama	6	5311	Department Stores	A6
21059003	Cutter Mazda	222 Ahui Street	Honolulu	HI	96813	Sze Quek Clarence Ng	Ala Wai	6	5511	New And Used Car Dealers	A6
23038001	GGP Ala Moana LLC	1450 Ala Moana Boulevard	Honolulu	HI	96814	Joe Francher	Ala Wai	6	5311 5411 5812 5813 7542 7549	Department Stores Grocery Stores Eating Places Drinking Places Carwashes Automotive Services, NEC	A6
55006030	Polynesian Cultural Center	55-370 Kamehameha Highway	Laie	HI	96762	Daniel Briskin	Wailele	6	7999	Amusement And Recreation, NEC	A1
74003062	Wahiawa Automotive	58 S. Kamehameha Highway	Wahiawa	HI	96786	Tamra Kobashigawa	Kaukonahua	6	7538	General Automotive Repair Shops	A2
86001045	West Oahu Mall	86-120 Farrington Highway	Waianae	HI	96792	Irene Hendershot Erika Enomoto-Tanuvasa	Mailiili	6	5812	Eating Places	A3
94007054	Waikele Center 1	94-795 Lumiaina Street	Waipahu	HI	96797	Pamela Wilson	Kapakahi	6	5211 5251 5261 5812	Lumber And Other Building Materials Hardware Stores Retail Nurseries And Garden Stores Eating Places	A5
94047010	Waipahu Town Center	94-030 Farrington Highway	Waipahu	HI	96797	JaNay L. Wyss	Waikele	6	5541 5812 6411 6531 7231 7514 7542 8021 8041	Gasoline Service Stations Eating Places Insurance Agents, Brokers, And Service Real Estate Agents And Managers Beauty Shops Passenger Car Rental Carwashes Offices And Clinics Of Dentists Offices And Clinics Of Chiropractors	A5
94127026	Tony Group Autoplex Car Wash	94-1299 Ka Uka Boulevard	Waipahu	HI	96797	Jared Ito	Waiawa	6	5511 7538 7542	New And Used Car Dealers General Automotive Repair Shops Carwashes	A5
94146012	Wendy's Kunia	94-625 Kupuohi Street	Waipahu	HI	96797	Trevor Takamori	Waikele	6	5812 7538	Eating Places General Automotive Repair Shops	A5

Notice of Corrective Action

Corrective Action in Response to:

- ☐ Potential Violation (complete Section A & C)
- ☐ Deficiency (complete Section B & C)

SECTION A – Corrective Action in Response to Potential Violation

Potential Violation Tracking #:

Potential Violation Notification Date:
(from Notice of Potential Violation Form)

Corrective Action Notification Date:

HDOT must submit this notice within 14 calendar days of the Potential Violation Notification Date.

SECTION B – Corrective Action in Response to Deficiency

Deficiency Tracking #:

HDOT Receipt of Draft PEAR Date:

Corrective Action Notification Date:

HDOT must submit this notice within 21 calendar days of receiving the relevant Draft PEAR.

SECTION C

Description of Corrective Action:

Description of Attached Photographs (if applicable):

Appendix C

Revised Audit Work Plan, November 2016

State of Hawaii Department of Transportation

Office of Environmental Compliance

Revised Audit Work Plan

State Project No. OSC-15-01

November 2016

This page intentionally left blank
to allow for double-sided printing.

Table of Contents

List of Tables ..... *iv*

List of Figures ..... *iv*

List of Appendices ..... *iv*

List of Acronyms ..... *v*

Section 1: Introduction, Purpose, and Goals 1

Section 2: Audit Team and HDOT Personnel 3

Section 3: Audit Notes and Guidelines 7

3.1 Health, Safety, and Site Access Considerations 7
3.2 Quality Control Procedures 7
3.3 Photographs 8
3.4 "Maximum Extent Practicable" Concept 8

Section 4: Audit Structure and Schedule 11

Section 5: Program Element Audits 13

5.1 Pre-Audit 13
5.1.1 Notice of Audit 13
5.1.2 Records Request 14
5.1.3 Records Review 14
5.2 Onsite Evaluation 14
5.2.1 Pre-Onsite Evaluation Conference Call 14
5.2.2 Onsite Evaluation 14
5.2.3 Post-Onsite Evaluation Review Period 15
5.3 Reporting 15
5.3.1 Draft PEARs 15
5.3.2 HDOT Review 16
5.3.3 Final Audit Report 16
5.3.4 Post-Audit Report Review 17

Section 6: Potential Violations and Deficiencies 19

6.1 Identification of Finding of Concern 20
6.2 Audit Team Consultation 20
6.3 Potential Violation Decision Tree 21
6.4 Deficiency Decision Tree 22

Section 7: Annual Compliance Report 23

References *24*

List of Tables

Table 4-1 CD Appendix A Deadlines
Table 5-1 Tentative On-Site Evaluation Dates

List of Figures

Figure 2-1 Organizational Chart
Figure 5-1 Program Element Audit Schedule
Figure 6-1 Potential Violation and Deficiency Decision Tree

List of Appendices

A Consent Decree Sections Pertaining to Audit (10.d Page and Appendix A)

B1 - B6 PEAR 1 - 6 Guiding Questions

- B1: PEAR #1 – Post-Construction / Permanent Best Management Practices
- B2: PEAR #2 – Construction Site Runoff Control
- B3: PEAR #3 – Public Outreach / Public Involvement
- B4: PEAR #4 – Illicit Discharge Detection and Elimination (IDDE) Program Element and Industrial Commercial Activities/Tenant (I/C) Program
- B5: PEAR #5 – Pollution Prevention / Good Housekeeping Program
- B6: PEAR #6 – Staffing, Funding, Organizational Structure, Availability of Resources, and Storm Water Program Sustainability

C1 - C6 PEAR 1 - 6 Schedule

- C1: PEAR #1 – Schedule for Post-Construction / Permanent Best Management Practices
- C2: PEAR #2 – Schedule for Construction Site Runoff Control
- C3: PEAR #3 – Schedule for Public Outreach / Public Involvement
- C4: PEAR #4 – Schedule for Illicit Discharge Detection and Elimination (IDDE) Program Element and Industrial Commercial Activities/Tenant (I/C) Program
- C5: PEAR #5 – Schedule for Pollution Prevention / Good Housekeeping Program
- C6: PEAR #6 – Schedule for Staffing, Funding, Organizational Structure, Availability of Resources, and Storm Water Program Sustainability

D1 – D3 Notices to EPA & DOH

- D1: Draft Notice of Potential Violation
- D2: Final Notice of Potential Violation
- D3: Notice of Corrective Action

List of Acronyms

ACR	Annual Compliance Report
AWPC	Audit Work Plan Commencement
BMP	best management practice
CD	Consent Decree (Civil Action 1:14-CV-00408-JMS-KSC)
CFR	Code of Federal Regulations
DOH	Department of Health
EPA	United States Environmental Protection Agency
HAR	Hawaii Administrative Rules
HARP	Hazard Appraisal and Recognition Plan
HDOT	State of Hawaii Department of Transportation
MEP	maximum extent practicable
MS4	Municipal Separate Storm Sewer System
NPDES	National Pollutant Discharge Elimination System
PEAR	Program Element Audit Report
PM	Project Manager
QA	quality assurance
QC	quality control
SWMPP	Storm Water Management Program Plan

This page intentionally left blank
to allow for double-sided printing.

Section 1: Introduction, Purpose, and Goals

Under Paragraph 10.d of the Consent Decree (Civil Action 1:14-CV-00408-JMS-KSC) entered on 5 November 2014 (CD) with the United States Environmental Protection Agency (EPA) and the State of Hawaii (State) Department of Health (DOH), the State of Hawaii Department of Transportation (HDOT) is required to perform compliance audits of Municipal Separate Storm Sewer System (MS4)[1] permits issued to HDOT's Airports, Highways, and Harbors Divisions (referred to herein as the singular "MS4 Permit Audit"). Specific requirements for the MS4 Permit Audit are defined in Appendix A of the CD and included in Appendix A of this document. The MS4 Permit Audit will be conducted in accordance with this Audit Work Plan (AWP) by Kennedy/Jenks Consultants (Kennedy/Jenks), the selected independent third-party audit firm.

This AWP was conditionally approved by EPA & DOH on 31 October 2016. As memorialized in the conditional approval letter, HDOT will begin the audit on 15 March 2017. This date is hereafter referred to as the AWP Commencement date (AWPC). This AWP includes project milestones with defined dates in some cases (e.g., "15 April 2017") while other dates may be specified relative to the AWPC (e.g., "30 days after AWPC"). All "days" in this AWP refer to calendar days as opposed to business days.

The defined purpose of the MS4 Permit Audit is to assess HDOT's current regulatory and administrative compliance with its MS4 permits, DOH National Pollutant Discharge Elimination System (NPDES) General Permit Coverage Authorizing Discharges of Storm Water and Certain Non-Storm Water Discharges from Small Municipal Separate Storm Sewer Systems (Hawaii Small MS4 General Permit), applicable Storm Water Management Program Plans (SWMPPs), and the CD.

The defined goals of the MS4 Permit Audit focus on meeting the requirements listed in Appendix A of the CD, including:

- Evaluating compliance with HDOT MS4 permits and the CD
- Identifying information gathered during the MS4 Permit Audit that may be used to promote information and technology transfer between HDOT Divisions
- Identifying Potential Violations (areas where the evaluation found the permittee not in compliance with a specific permit requirement or SWMPP commitment) and Deficiencies (items which, if not corrected, may be anticipated to lead to Potential Violations) in HDOT's stormwater programs and assisting with timely self-correction of identified Potential Violations and Deficiencies by HDOT.

[1] The MS4 refers to the conveyance system in addition to the jurisdiction(s) which own/operate the system.

In addition to meeting the CD requirements and EPA & DOH expectations, the overarching goal of the MS4 Permit Audit is to develop internal trust and collaboration within HDOT. The Audit Team will seek HDOT-wide opportunities for improvement rather than focusing on minor issues of non-compliance.

Reporting requirements of the MS4 Permit Audit are defined in Appendix A Section D.7. of the CD and include:

- A specific statement of the procedures followed, HDOT sites and activities visited, and all materials reviewed during the MS4 Permit Audit
- Retrospective analysis of activities that may be outmoded, ineffective, insufficient, or excessively burdensome, and providing recommendations to modify, streamline, or augment them in accordance with what has been learned during the MS4 Permit Audit, as appropriate.
- Identification of Potential Violations and Deficiencies and of MS4 permit conditions, applicable SWMPPs, the CD, and/or other applicable regulations, and providing recommendations for improvements as found to be appropriate
- Identification of best practices and opportunities for information/technology transfer to be applied across the three HDOT Divisions
- An analysis of the practices implemented for each HDOT Division's program elements and a determination as to whether identified best practices can be universally implement across all three Divisions. If best practices cannot be universally implemented, the report will clearly describe impediments identified.

In accordance with requirements defined in Appendix A of the CD, EPA's *MS4 Program Evaluation Guidance* (hereinafter EPA (2007) guidance) was consulted in the development of this AWP. The audit protocols included herein are intended to promote consistency among regulated facilities when conducting environmental audits and to validate that the MS4 Permit Audit is conducted in a thorough and comprehensive manner. Program evaluation worksheets (included in Appendix B) were developed to guide the Audit Team while performing the MS4 Permit Audit. Each worksheet addresses a separate program element, and includes key questions derived from the EPA (2007) guidance document recommended to be considered during an MS4 evaluation. While this AWP is based on the EPA (2007) guidance for auditing small MS4s, HDOT has adapted the guidance to focus some aspects of the audit process to reflect the unique nature of HDOT operations.

Section 2: Audit Team and HDOT Personnel

Figure 2-1 provides an organizational chart defining the Audit Team and HDOT staff that will be involved in the MS4 Permit Audit.

Figure 2-1 Organizational Chart

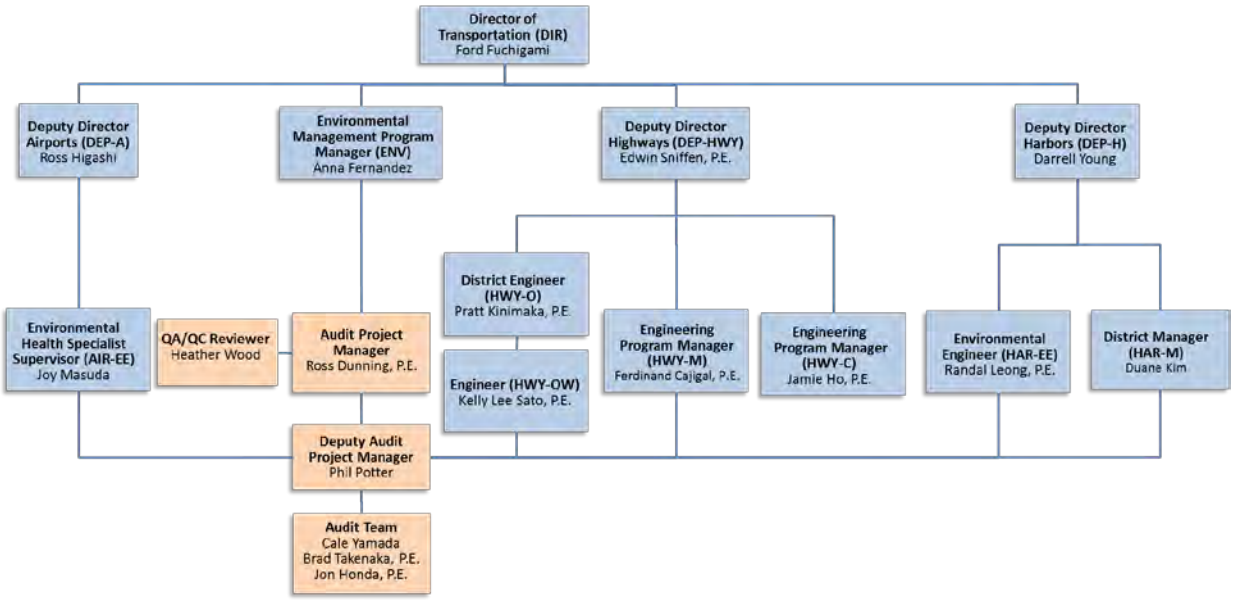

Additional information describing key MS4 Permit Audit personnel is provided below.

HDOT Project Manager – Anna Fernandez

In her role as Environmental Program Manager, Anna Fernandez reports directly to the HDOT Director. She serves as the HDOT Project Manager (PM) for this project. In this role, she administers and manages Kennedy/Jenks in performing the MS4 Permit Audit and their contact with HDOT leaders and stakeholders.

Deputy Director(s)

Deputy Directors report directly to the HDOT Director. They are responsible for facilitating the Audit Team's access to HDOT personnel and facilities within their respective Divisions as appropriate. The following Deputy Directors will be directly involved in the MS4 Permit Audit process:

Airports (DEP-A) – Ross Higashi
Highways (DEP-HWY) – Edwin Sniffen, P.E.
Harbors (DEP-H) – Darrell Young

MS4 Permit Coordinator(s)

MS4 Permit Coordinators are those HDOT personnel responsible for managing compliance with the MS4 permit for each Division, district, or designated MS4 permitted area. The following MS4 Permit Coordinators will be directly involved in the MS4 Permit Audit process:

Airports (AIR-EE) – Joy Masuda (Environmental Health Specialist Supervisor)
Oahu Highways (HWY-OW) – Kelly Lee Sato, P.E. (Engineer)
Maui Highways (HWY-M) – Ferdinand Cajigal, P.E. (Engineering Program Manager)
Oahu Harbors (HAR-EE) – Randal Leong, P.E. (Environmental Engineer)
Maui Harbors (HAR-M) – Duane Kim (District Manager)

Additional Key MS4 Permit Audit Personnel

The following key staff will also be consulted throughout the MS4 Permit Audit Process:

District Engineer (HWY-O) - Pratt Kinimaka, P.E.
Engineering Program Manager (HWY-C) - Jamie Ho, P.E.

Audit Project Manager – Ross W. Dunning, P.E. / Principal (Kennedy/Jenks)

Ross is a Principal of Kennedy/Jenks and leads their companywide stormwater practice. He has assisted many Western U.S. Port authorities for almost 20 years with development of strategies and stormwater management plans to address Clean Water Act and NPDES regulations. He is Kennedy/Jenks' point of contact for the HDOT PM, and manages the Audit Team to verify that MS4 Permit Audit procedures and reports meet CD requirements and are on schedule. The Audit PM is responsible for updating this Audit Work Plan (with the approval of the HDOT PM), producing schedules, preparing audit reports, and maintaining audit records.

Lead Quality Assurance/Quality Control (QA/QC) Reviewer: Heather Wood (Kennedy/Jenks)

Heather is the former Director of Sustainability for the Port of Virginia, responsible for development of their environmental programs and permit compliance (including NPDES). Heather is also the former Chair of the American Association of Port Authorities Environmental Committee. She is Kennedy/Jenks' Ports and Harbors Sector Leader. In her role as the Lead QA/QC Reviewer, she will direct the review of MS4 Permit Audit work products, including draft and final audit reports, by qualified Kennedy/Jenks staff.

Deputy Audit Project Manager – Phil Potter (Kennedy/Jenks)

Phil is based in Kennedy/Jenks' Honolulu office and leads the firm's stormwater practice in Hawaii. For over 8 years, he has assisted municipal clients including the HDOT Highways Oahu District and the City and County of Honolulu with development and implementation of their NPDES compliance programs. In his role as the Deputy Audit PM, Phil is responsible for assisting the Audit PM in the execution of the Audit Work Plan and will directly coordinate with the HDOT MS4 Permit Coordinators and other stakeholders.

Auditors – Cale Yamada; Brad Takenaka, P.E.; Jon Honda P.E. (Kennedy/Jenks)

Cale, Brad, and Jon are experienced stormwater professionals in Kennedy/Jenks' Honolulu office. Among their many stormwater projects, they currently assist the City and County of Honolulu with ongoing development and implementation of its municipal stormwater program including, but not limited to, providing periodic MS4 program compliance inspections for hundreds of City and County industrial facilities throughout the island of Oahu.

Auditors are responsible for performing inspections of HDOT facilities and documentation, and performing interviews with HDOT employees responsible for MS4 program implementation and management in order to assess compliance with applicable MS4 program and CD requirements. Auditors are also responsible for coordinating with the Audit PM and Deputy Audit PM regarding any Potential Violations and Deficiencies identified. Hereinafter, the "Audit Team" refers to the Kennedy/Jenks' staff introduced above.

This page intentionally left blank
to allow for double-sided printing.

Section 3: Audit Notes and Guidelines

This Section addresses various topics intended to guide the Audit Team in completing the MS4 Permit Audit in a safe and efficient manner.

3.1 Health, Safety, and Site Access Considerations

Prior to initiating onsite evaluations (see Section 5.2), the Audit PM will lead the Audit Team in developing a Hazard Appraisal and Recognition Plan (HARP), following Kennedy/Jenks' standard safety program. The HARP describes how to identify and analyze safety risks associated with field activities, operations, and facilities; approaches for mitigating identified risks; and processes for documenting and reporting accidents, near misses, and potentially unsafe conditions which may be encountered in the field. The HARP is a "living document" which will be updated as appropriate throughout the term of the MS4 Permit Audit. The Audit Team will wear appropriate personal protective equipment (hard hat, safety vest, safety shoes, protective eyewear, and hearing protection as appropriate) while performing the onsite evaluations.

Harbors Facilities

At this time, no special security clearances or requirements are defined to be necessary at Harbors facilities and/or project sites, as long as the Audit Team is escorted by personnel with valid Transportation Worker Identification Credentials (TWIC) and documentation of Maritime Security (MARSEC) Facility Security Awareness training certification. Active loading or unloading of cargo may necessitate additional safety requirements at certain pier locations.

Airports Facilities

At this time, Airports Division facilities to be evaluated are anticipated to be outside secured air operations areas; therefore, no special requirements or clearances are defined to be necessary. Adequate notice will be provided to the Airports Division MS4 Permit Coordinator to arrange security escort as found to be necessary.

Highways Facilities

At this time, there are no defined security restrictions to access Oahu District or Maui District Highway facilities as the Audit Team will be escorted by HDOT personnel at all times.

3.2 Quality Control Procedures

The Audit PM is responsible for ensuring that Kennedy/Jenks' effort and deliverables meet their company's professional mandate to consistently perform work in a technically correct manner, meeting the standard of care for their profession. The standard of care is defined to represent the watchfulness, attention, caution, prudence, and skill that other qualified professionals in the same or similar circumstances would exercise.

Kennedy/Jenks' quality assurance (QA) program includes processes and procedures developed over their near century-old history to achieve and maintain a rigorous level of quality, planning,

application, and verification. Its quality control (QC) program implements this process and QC reviewers will continuously monitor their effort and work products on this project to meet contract and CD requirements, Kennedy/Jenks' QA/QC standards, and HDOT's expectations.

3.3 Photographs

Digital photographs collected and archived during the course of the MS4 Permit Audit will be managed in accordance with EPA's *Digital Camera Guidance for EPA Civil Inspections and Investigations* (2006). Photographs taken will be organized into photograph logs with each photograph numbered with the date and time included. A brief photograph caption will identify the facility or site name, describe what is depicted in the photograph, the location, direction, and other pertinent data (e.g., the location within the facility or site) as appropriate.

3.4 "Maximum Extent Practicable" Concept

Unlike NPDES industrial wastewater permits which typically contain specific end-of-pipe effluent limits based on water quality standards or available treatment technology, HDOT's MS4 permits include programmatic requirements involving the implementation of BMPs in order to reduce pollutants discharged to the "maximum extent practicable" (MEP). In addition, HDOT's permits allow flexibility in the types of BMPs and activities implemented to meet permit requirements. There is also added complexity in evaluating several similar permits applicable to the very different operations conducted at HDOT Highways, Airports, and Harbors facilities. This makes it challenging to assess the true effectiveness of HDOT's several MS4 stormwater programs and how they may be integrated.

Per EPA (2007) guidance, HDOT is considered a non-traditional MS4 permittee, and as such, the evaluation of its MS4 programs will be specific to their particular circumstances and applicable permit requirements. Some HDOT MS4 permits contain broad requirements that outline the basic SWMPP components the permittee is required to implement, giving the permittee the flexibility to develop a program to meet these broad requirements. Other MS4 permits are more prescriptive and specify in detail the minimum activities and best management practices (BMPs) for each program element.

Given these inherent operational differences and challenges, each HDOT permittee has traditionally applied different approaches to comply with specific permit requirements based on MS4-specific traits or issues. For example, EPA regulations require permittees to develop "procedures for site inspection and enforcement" for addressing construction activities. Few MS4 permits specify how the permittee should inventory their active construction projects or track enforcement activities. A permittee with only a few construction projects a year may be able to use a paper system to inventory and track construction projects. A permittee with hundreds or thousands of construction projects would likely need a database or similar electronic tracking system to ensure it was implementing the program to a level considered to meet MEP.

It is relatively straightforward to assess whether HDOT has developed certain programs and conducted various activities that are called for and within the timeframes specified in each of the permits under consideration, as well as activities or programs specified under SWMPPs or other documents prepared by HDOT. The challenge for the Audit Team and HDOT is to assess

whether the programs and activities implemented have or will constitute MEP. EPA (2007) guidance will assist with this determination, but is not definitive. Determination requires application of the Audit Team's best professional judgment.

This page intentionally left blank
to allow for double-sided printing.

Section 4: Audit Structure and Schedule

For each of the six program elements required to be reviewed by the CD, Kennedy/Jenks will review the six permitted MS4 programs concurrently, developing six Program Element Audit Reports (Final PEARs) that represent the culmination of the auditing efforts across the three HDOT Divisions.

Appendix A of the CD defines various project milestones and deadlines, described for ease of reference below:

Table 4-1 CD Appendix A Deadlines

Program Element	Evaluation Complete: [a]	Draft PEAR to HDOT: [d]	HDOT Review of Draft PEAR: [e]	Final PEAR to HDOT: [f]
PEAR #1: Post-Construction Runoff Control / Permanent Best Management Practices	3 Months (90 Days) [b] After AWPC[c] 13 June 2017	135 Days After AWPC 28 July 2017	165 Days After AWPC 27 August 2017	210 Days After AWPC 11 October 2017
PEAR #2: Construction Site Runoff Control	9 Months (270 Days) After AWPC 10 December 2017	315 Days After AWPC 24 January 2017	345 Days After AWPC 23 February 2017	390 Days After AWPC 9 April 2018
PEAR #3: Public Outreach / Public Involvement	15 Months (450 Days) After AWPC 8 June 2018	495 Days After AWPC 23 July 2018	525 Days After AWPC 22 August 2018	570 Days After AWPC 8 October 2018
PEAR #4: Illicit Discharge Detection and Elimination Program Element and Industrial Commercial Activities/Tenant Programs	21 Months (630 Days) After AWPC 5 December 2018	675 Days After AWPC 19 January 2019	705 Days After AWPC 18 February 2019	750 Days After AWPC 4 April 2019
PEAR #5: Pollution Prevention / Good Housekeeping	27 Months (810 Days) After AWPC 3 June 2019	855 Days After AWPC 18 July 2019	885 Days After AWPC 17 August 2019	930 Days After AWPC 1 October 2019
PEAR #6: Staffing, Funding, Organizational Structure, Availability of Resources and Storm Water Program Sustainability	33 Months (990 Days) After AWPC 30 November 2019	1035 Days After AWPC 14 January 2020	1065 Days After AWPC 13 February 2019	1110 Days After AWPC 29 March 2020

Notes:

(a) "Evaluation" as referenced in CD Appendix A Section B.5. is defined in this AWP to represent the conclusion of the Post-Onsite Evaluation Review Period (See Section 5.2.3) for PEARs #1, 2, 4, and 5. For PEARs #3 and 6, no onsite evaluation is required and therefore "evaluation" is defined to represent the date of conclusion of the Records Review period. Please refer to Appendix C for more detail.

(b) “Months” are based on 30-day months in this AWP.
(c) AWPC = Audit Work Plan Commencement (15 March 2017)
(d) Pursuant to CD Appendix A Section D.2., Kennedy/Jenks will complete a draft audit report and transmit it to HDOT within 45 days of completing an audit of a program element (defined in this AWP as the conclusion of “evaluation”, as discussed in Note (a)).
(e) Pursuant to CD Appendix A Section D.3., HDOT will review the draft PEAR to correct any factual inaccuracies within 30 days of receipt.
(f) Pursuant to CD Appendix A Section D.4., Kennedy/Jenks will complete a final PEAR within 120 days of completing an audit of a program element (defined in this AWP as the conclusion of “evaluation”, as discussed in Note (a)).

Section 5: Program Element Audits

Each program element audit will follow a similar schedule and structure, discussed generally in this section. The Program Element Audits will occur over a 37-month period depicted graphically below (Figure 5-1):

Figure 5-1 Program Element Audit Schedule

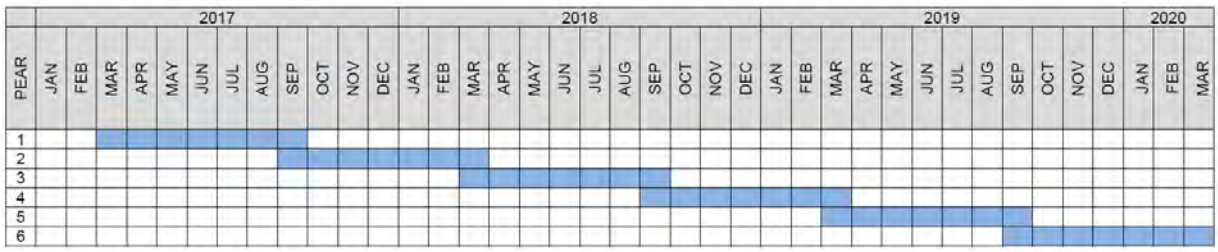

Appendices B1 - B6 list the basic information anticipated to be reviewed for each MS4 program element to be audited. The Audit Team will utilize worksheets provided in Appendices B1 - B6 to collect and track information for each MS4 permit and element. References to Appendices C1 - C6 are also included, defining specific schedules for each of the six PEARs. Each Program Element Audit will include three phases (Pre-Audit, Onsite Evaluation, and Reporting), detailed in the following sections.

5.1 Pre-Audit

This Section describes the first phase of each Program Element Audit.

5.1.1 Notice of Audit

The Audit Team will schedule events, confirm appropriate participants, and begin planning the upcoming program element audit with the HDOT PM prior to initiating each Program Element Audit (Appendices C1 - C6 Item 1). The HDOT PM will coordinate with the MS4 Permit Coordinators to provide the following for each of the six MS4 permits:

- Facility or Division-specific SWMPPs
- Recent Annual Reports
- Documentation of required training, inspection reports, legal enforcement correspondence, if any, etc.
- Relevant memoranda of understanding with adjacent of contributing agencies, municipalities, etc.
- Organizational charts specifically listing HDOT staff with MS4 permit authority and responsibility.

The HDOT PM will coordinate with the MS4 Permit Coordinators to identify individuals and stakeholders that should be engaged during the MS4 Permit Audit.

5.1.2 Records Request

The Audit Team will review those sections of the NPDES permits, SWMPPs, guidance documents, the CD, etc. pertinent to the each individual audit element. Based on this review, the Audit Team will develop a records request and submit it to the HDOT PM (Appendices C1 - C6 Item 2). Where documentation is required (completed forms, logs, sign-in sheets, etc.), the Audit Team will request a subset of relevant records for verification. Electronic records are preferred, but physical copies of hard copy records are also acceptable. The HDOT PM will work with the MS4 Permit Coordinators to acquire and provide requested records to the Audit Team (Appendices C1 - C6 Item 3).

5.1.3 Records Review

The Audit Team will compare the program element requirements and commitments identified in the NPDES permits, SWMPPs, CD, annual reports, etc. and the records obtained in the record review (Appendices C1 - C6 Item 4). This review will be informed to the extent appropriate by the interview questionnaire provided in Appendices B1 - B6. It is expected that several conference calls between the Audit Team, HDOT PM, and MS4 Permit Coordinators may be conducted during this period.

5.2 Onsite Evaluation

This Section describes the second phase of each Program Element Audit.

5.2.1 Pre-Onsite Evaluation Conference Call

The Audit Team and HDOT PM will contact each MS4 Permit Coordinator to confirm schedules, address questions and security concerns, confirm personnel safety equipment needed, and organize training and orientation briefings that may be required (Appendices C1 - C6 Item 5).

5.2.2 Onsite Evaluation

For work planning purposes, it is assumed that onsite evaluations for each Program Element will be conducted over the course of five (5) days (except for PEAR #4, which requires an extra day). Detailed activity descriptions and schedules are included in Appendices C1 - C6 (Item 6). It should be noted that following EPA (2007) guidance, PEAR #3 and PEAR #6 do not require onsite evaluations[2]. The onsite evaluations for each Program Element are tentatively scheduled during the following time periods (Table 5-1):

[2] Although no on-site evaluation is required for PEAR #3 (Public Outreach / Public Involvement Program), the Audit Team will endeavor to identify and attend events such as Harbors' tenant outreach in order to gain a well-rounded understanding of this program.

Table 5-1 Tentative On-Site Evaluation Dates

PEAR	On-Site Evaluation
PEAR #1: Post-Construction / Permanent Best Management Practices	Tuesday 30 May 2017 to Monday 5 June 2017
PEAR #2: Construction Site Runoff Control	Monday 27 November 2017 to Friday 1 December 2017
PEAR #3: Public Outreach / Public Involvement Program	[none required]
PEAR #4: Illicit Discharge Detection and Elimination Program Element and Industrial Commercial Activities/Tenant Program	Monday 19 November 2018 to Wednesday 28 November 2018
PEAR #5: Pollution Prevention / Good Housekeeping Program	Monday 20 May 2019 to Friday 24 May 2019
PEAR #6: Staffing, Funding, Organizational Structure, Availability of Resources, and Storm Water Program Sustainability	[none required]

5.2.3 Post-Onsite Evaluation Review Period

Following the Onsite Evaluations, the Audit Team will review the findings of the Pre-Audits and Onsite Evaluations and address final evaluation-related tasks that may have been noted (Appendices C1 - C6 Item 7). This review period completes the evaluation of the program element, as referenced in CD Appendix A Section B.5.

5.3 Reporting

This Section describes the third phase of each Program Element Audit.

5.3.1 Draft PEARs

Pursuant to the CD, the Audit Team will prepare draft PEARs documenting the procedures followed, sites and activities visited, materials reviewed, and a summary of major findings from the program element audits of the six HDOT NPDES permits (Appendices C1 - C6 Item 8). The PEARs will be structured so that they may be easily incorporated into each Division's Annual Compliance Report (ACR) (see Section 7).

The Audit Team will endeavor to draw defensible conclusions based on the NPDES permit requirements and conditions, the SWMPP developed to meet the permit goals, measurable achievement of those goals, and the Audit Team's best professional judgment interpretation of compliance with the NPDES regulations.

EPA (2007) guidance describes that, in some cases, it may not be possible to assess compliance with a program component because of the limitations of the MS4 program evaluation process. If this is found to be the case, the draft PEAR for the program element will state that this is the case and provide as much supporting information as possible. Similarly, if there were no findings of note for a particular SWMPP or NPDES component, this fact will be stated in the PEAR.

If the Audit Team identifies what may be a Potential Violation or Deficiency at any point during the Pre-Audit, Onsite Evaluation, or Reporting periods, actions will be taken in accordance with the decision tree defined in Section 6 for the Audit Team, HDOT PM, and MS4 Permit Coordinators to follow. The draft PEAR will describe the two findings as follows:

- Findings reviewed per Section 6 and found to be Potential Violations, reported to DOH/EPA and addressed via Corrective Actions.
- Findings found to be Deficiencies, for which recommendations for improvement will be included.

Each draft PEAR will identify BMPs and opportunities for information/technology transfer that may be considered for application across the three HDOT Divisions. The draft PEARs will also analyze the practices implemented for each HDOT Division's program elements and assess whether identified best practices can be universally implemented across the three HDOT Divisions. If best practices cannot be universally implemented, the draft PEAR report will describe identified impediments (such as legal barriers). The draft PEAR will also identify positive program elements considered to exceed the NPDES requirements and SWMPP. Finally, the draft PEAR will include a retrospective analysis of activities that are considered to be potentially outmoded, ineffective, insufficient, or excessively burdensome. Recommendations to modify, streamline, or expand them in accordance with what has been learned will be listed.

The Audit Team will complete the draft PEAR within 45 days of the completion of the evaluation for each program element. The Audit Team will provide five (5) copies of the draft PEAR and one electronic file copy in Word (Version 2007 or earlier) to the HDOT PM.

5.3.2 HDOT Review

Upon receipt, the HDOT PM will distribute copies of the draft PEARs to the appropriate MS4 Permit Coordinators, who will be responsible for reviewing the reports and distributing the reports to key personnel for their review. The MS4 Permit Coordinators will submit to the HDOT PM a consolidated written request for clarification and corrections to the draft PEAR for their respective permit as found to be necessary (Appendices C1 - C6 Item 9). The HDOT PM will then submit the consolidated requests and corrections to the Audit PM (Appendices C1 - C6 Item 10).

5.3.3 Final Audit Report

Upon receipt of the consolidated requests and corrections, the Audit Team will make appropriate changes to the draft PEARs and submit the final PEARs (Appendices C1 - C6 Item 11).

For PEARs #1 - 5, the Final PEAR is scheduled to be submitted approximately 25 days in advance of the CD deadline. This is intended to afford additional time for the Divisions in each subsequent Program Element Audit. The CD is structured such that, if followed strictly, only 60 calendar days are afforded for Steps 1 to 7 of PEARs #2 - 6. For example, Final PEAR #1 is due at 210 days following AWPC and the evaluation of PEAR #2 is due at 270 days following AWPC. By reducing the time it takes Kennedy/Jenks to write the Final PEAR, an additional 25 days are afforded to the Divisions to fulfill the records request for the subsequent audit (Appendices C2 - C6 Item 3).

The Audit Team will provide five (5) copies of the final PEARs and one electronic file copy in Word (Version 2007 or earlier) to the HDOT PM.

5.3.4 Post-Audit Report Review

The HDOT PM and Audit PM will meet after the submission of each PEAR to discuss QC procedures and potential improvements to be made prior to the subsequent PEAR.

This page intentionally left blank
to allow for double-sided printing.

Section 6: Potential Violations and Deficiencies

If at any point during the Pre-Audit, Onsite Evaluation or Reporting Periods the Audit Team identifies what may represent a Potential Violation or Deficiency (hereinafter "Finding of Concern"), the Audit Team, HDOT PM, and MS4 Permit Coordinators will follow the decision tree shown on Figure 6-1.

Figure 6-1 Potential Violation and Deficiency Decision Tree

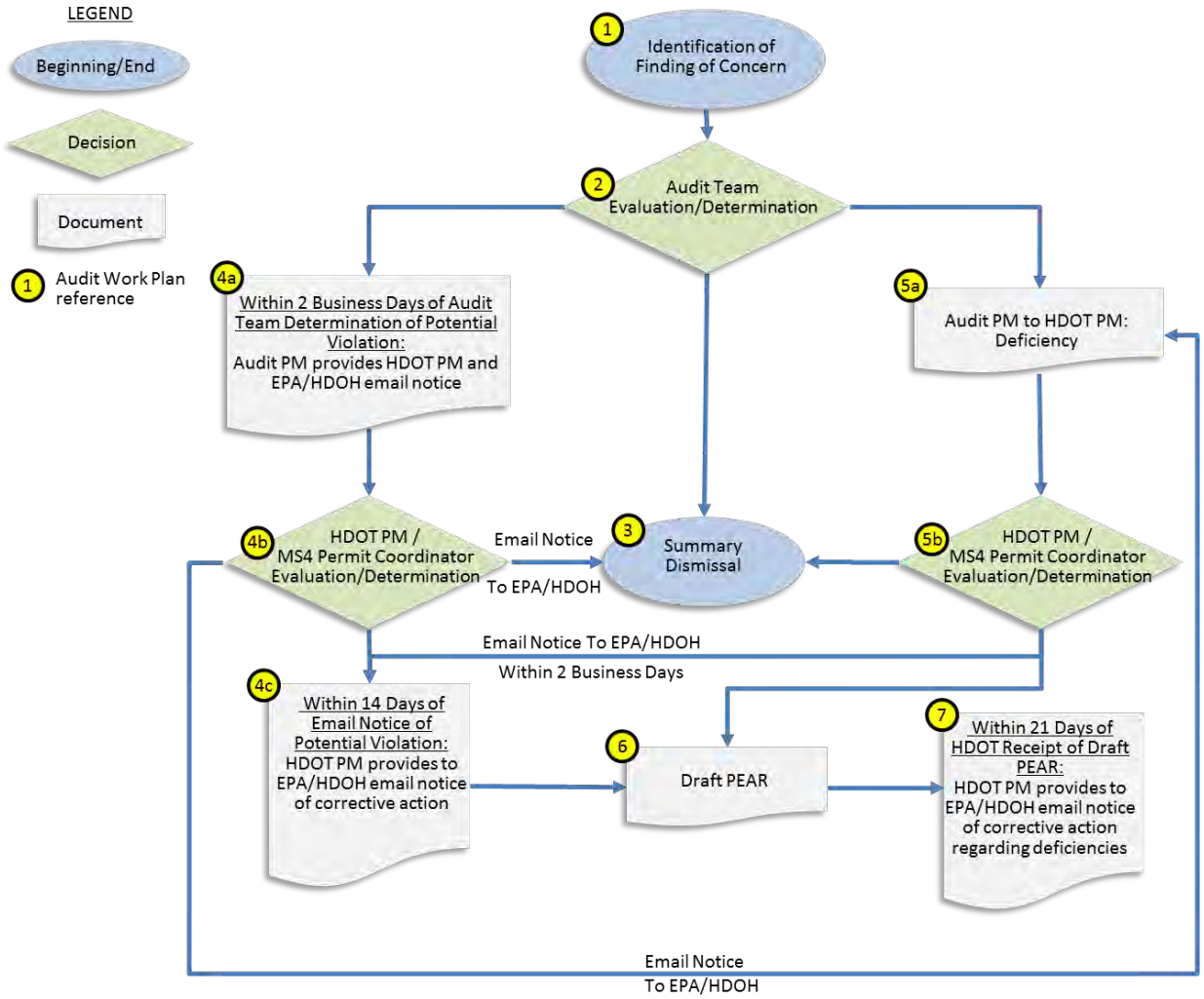

1 6.1 Identification of Finding of Concern

2 6.2 Audit Team Consultation

Upon identification of a Finding of Concern, the Audit Team will consult internally to assess whether the Finding of Concern may represent a Potential Violation, a Deficiency, or whether it summarily merits dismissal.

Potential Violation - The Audit Team will categorize the Finding of Concern as a Potential Violation if it meets the EPA (2007) guidance definition of an "area where the evaluation found the permittee not in compliance with a specific permit requirement or SWMPP commitment". These occurrences would follow the procedures listed in Section 6.3.

Deficiency – The Audit Team will categorize the Finding of Concern as a Deficiency if it meets the Consent Decree definition of an "item which, if not corrected, will lead to potential violations"[1]. These occurrences would follow the procedures listed in Section 6.4.

3 Summary Dismissal – The Audit Team will dismiss the Finding of Concern if it does not meet either the definition of a Potential Violation or a Deficiency. No further action will be required.

[1] EPA (2007) guidance further elaborates that deficiencies are areas of concern impeding effective program implementation. They are typically areas where the permit or SWMPP does not describe specifically how the permittee should conduct an activity, yet the evaluator believes the permittee may consider altering how they conduct the activity to meet water quality goals. Deficiencies can also be areas where future permit violations could result if the permittee continues on its present path. The Audit Team will look for opportunities to enhance program elements (e.g. recommending that MS4 Coordinators perform required annual reviews earlier in the year, thereby allowing time for self-correction).

6.3 Potential Violation Decision Tree

4a **Notification: Audit PM to HDOT PM and EPA & DOH**

If the Finding of Concern is categorized by the Audit Team as a Potential Violation, the Audit PM will notify the HDOT PM and EPA & DOH via email[1] within 2 business days of making the determination using the form presented in Appendix D1. Additionally, the HDOT PM will be notified via telephone. These notifications will include the following information:

1. Specific details of the Potential Violation
2. Related photographs, if any
3. Applicable regulatory references [i.e., NPDES permit, SWMPP, Hawaii Administrative Rules (HAR), or Code of Federal Regulations (CFR) references, as applicable].

4b **Evaluation/Determination**

The HDOT PM will consult with the appropriate MS4 Permit Coordinator to further investigate the factual accuracy of the Potential Violation determination. Based on that consultation, the Potential Violation may be summarily dismissed (if found to be factually inaccurate) or re-categorized as a Deficiency (if incorrectly categorized as a Potential Violation). Both of these scenarios would be accompanied by email notification from the HDOT PM to EPA & DOH using the form presented in Appendix D2. The time required for this consultation is included in the 14-day timeline described in Item 4c, below.

4c **Determination of Potential Violation**

If the Finding of Concern is confirmed to be a Potential Violation, the HDOT PM will then work with the appropriate MS4 Permit Coordinator to assess suitable corrective actions.

Unless otherwise agreed upon with EPA & DOH, HDOT will correct the Potential Violation within 14 days of initial Audit Team email notification to EPA & DOH (see Item 4a above). Email notification of the Corrective Action will be provided to EPA & DOH by the HDOT PM using the forms presented in Appendix D2 and Appendix D3. The Consent Decree allows HDOT the option to request an extension to this reporting deadline. In order for EPA & DOH to agree to an extension, HDOT must provide a corrective action workplan, including a final compliance date, to EPA & DOH.

[1] Per EPA & DOH request, Connor Adams (EPA) and Matthew Kurano (DOH) will be copied on all email notifications to EPA & DOH.

6.4 Deficiency Decision Tree

5a **Notification: Audit PM to HDOT PM**

If a Finding of Concern is categorized as a Deficiency, the Audit PM will notify the HDOT PM via telephone and email and include the following information:

1. Specific details of the Deficiency
2. Related photographs, if any
3. Applicable regulatory references (i.e., NPDES permit, SWMPP, HAR, or CFR references, as applicable).

5b **Evaluation/Determination**

The HDOT PM will consult with the appropriate MS4 Permit Coordinator to further investigate the factual accuracy of the Deficiency determination. Based on that consultation, the Deficiency may be summarily dismissed (if found to be factually inaccurate) or re-categorized as a Potential Violation (if incorrectly categorized as a Deficiency). The latter scenario will be accompanied by an email notification to EPA & DOH within 2 business days of making the determination using the form presented in Appendix D2.

6 **Deficiency**

If the finding is confirmed to be a Deficiency, this finding (along with confirmed Potential Violations) will be documented in the appropriate draft PEAR. The HDOT PM will work with the appropriate MS4 Permit Coordinator to assess the appropriate corrective actions.

7 Unless otherwise agreed upon with EPA & DOH, HDOT will correct Deficiencies within 21 days of receiving the draft PEAR (Appendices C1 - C6 Item 8). Email notification of the Corrective Action will be provided to EPA & DOH by the HDOT PM using the form included in Appendix D3. The CD allows HDOT the option to request an extension to this reporting deadline. In order for EPA & DOH to agree to an extension, HDOT must provide a corrective action workplan, including a final compliance date, to EPA & DOH.

Section 7: Annual Compliance Report

Due to the differences in Division operations, not all portions of each PEAR will be applicable to all MS4 permittees. As such, the PEARs will be structured so that they may be easily incorporated into each Division's Annual Compliance Report (ACR). The HDOT PM will work with each permittee to ensure that the appropriate PEAR content is included in each individual ACR. Each ACR will include a detailed summary of actions taken as a result of the audit reports and dates at which corrective actions, if warranted, were taken.

Additionally, pursuant to CD Appendix A Section D.5., the HDOT PM will submit each original draft and final PEAR to EPA & DOH at the same time that ACRs are submitted. Within the draft and final PEAR, an authorized HDOT official will certify that, to the best of the official's knowledge and information, the MS4 Permit Audit was conducted in accordance with this AWP. If items have not been corrected, HDOT will provide a schedule for implementing corrective measures.

References

United States Environmental Protection Agency. 2005. Small SM4 Stormwater Program Overview. December. Accessed online at <https://www3.epa.gov/npdes/pubs/fact2-0.pdf>.

United States Environmental Protection Agency. 2006. Digital Camera Guidance for EPA Civil Inspections and Investigations. July. Accessed online at <https://www.epa.gov/sites/production/files/2013-09/documents/digitalcameraguide.pdf>.

United States Environmental Protection Agency. 2007. *MS4 Program Evaluation Guidance.* Accessed online at <https://www3.epa.gov/npdes/pubs/ms4guide_withappendixa.pdf>.

Appendix A

Consent Decree Sections Pertaining to Audit
(10.d Page and Appendix A)

Divisions. HDOT shall ensure that HDOT Office of Environmental Compliance staff have the training and professional qualifications, sufficient to assess compliance, to identify actual or potential non-compliance, and to identify and require implementation of remedies.

d. The HDOT Office of Environmental Compliance staff shall perform audits of each operational division of HDOT in accordance with Appendix A.

11. Stormwater Management Plan (SWMP)

a. Modification of Stormwater Management Plan Elements

i. HDOT-Harbors shall modify the 2009 SWMPs for Honolulu Harbor and Kalaeloa Barbers Point Harbor to integrate changes described below. The modified SWMPs shall be provided to EPA and HDOH no later than 90 days of entry of the Consent Decree. HDOT-Harbors may choose to develop one SWMP for both Harbors.

ii. Within 90 days of entry of the Consent Decree, HDOT-Harbors shall post the SWMPs on HDOT-Harbors' stormwater management website. HDOT-Harbors shall solicit comments from Tenants and the public, through a variety of mechanisms. HDOT-Harbors shall provide a schedule for receipt of comments, not to exceed 45 days. Among other mechanisms, HDOT-Harbors shall solicit comments on the SWMP by publishing notices regarding its availability for review and comment in one local newspaper. HDOT-Harbors shall continue to maintain records of comments received as described in SWMP Section 3.2.

APPENDIX A

ENVIRONMENTAL COMPLIANCE AUDITS

A. General Provisions

1. This Appendix provides details of the NPDES MS4 compliance audits required by Paragraph 10.d of the Consent Decree. The audits shall include evaluation of common stormwater program elements at each of HDOT's three divisions (Airports, Highways and Harbors), as stated in Paragraph A.3 below, throughout the state on a per element schedule. The audits shall be completed to fulfill the following goals:
    a. Determine compliance with the federal regulations and state MS4 permits and regulations and this Consent Decree (see Paragraph A.2, below);
    b. Ensure information gathered during the audits is used to promote information and technology transfer between divisions; and
    c. Identify deficiencies and potential violations that are discovered by the third party auditor and allow for timely self-correction of the deficiencies and potential violations by HDOT.
2. The audits shall be designed to assess current regulatory and administrative compliance with the following items throughout each of HDOT's divisions:
    a. The Hawaii NPDES General Permit Authorizing Discharges of Storm Water and Certain Non-Storm Water Discharges from Small Municipal Separate Storm Sewer Systems (Hawaii Small MS4 General Permit), Hawaii Administrative Rules, chapter 11-55, Appendix K;
    b. NPDES permit, Permit No. HI S000001, MS4 Permit for the HDOT-Highways, Oahu District;
    c. NPDES Permit, Permit No. HIS000005, MS4 Permit for the HDOT-Airports, Honolulu International Airport;
    d. Applicable Storm Water Management Plans (SWMPs); and
    e. This Consent Decree.
    f. Future NPDES MS4 permits and SWMPs issued to HDOT. This obligation shall not delay or prevent termination of the Consent Decree.
3. The audits shall include, but not be limited to, an evaluation of the following MS4 Program Elements as they relate to compliance at each of HDOT's three divisions:
    a. Public Education/Outreach and Participation/Involvement
    b. Illicit Discharge Detection and Elimination (including commercial/tenant oversight programs)
    c. Construction Site Runoff Control
    d. Post-Construction Runoff Control/ Permanent BMPs
    e. Pollution Prevention/ Good Housekeeping
    f. An analysis of how Staffing, Funding, Organizational Structure, Availability of Resources and Storm Water Program Sustainability impact MS4 compliance
4. HDOT shall audit Program Elements for the Harbors, Airports and Highways Divisions in accordance with the schedule defined in the Work Plan described in Paragraph B.1, below.

5. The audits shall be conducted by a qualified third party environmental consulting firm retained by HDOT and selected by a committee consisting of representatives of the HDOH and HDOT. The selection committee shall choose an audit firm which is experienced with environmental auditing and the permits and regulations described in Paragraph A.2, above.
6. The requirements of this Appendix related to the consulting firm's qualifications, authority to conduct the audits, and production of the HDOT Audit Reports (Audit Reports) shall be incorporated in any contract relating to the audits entered into by HDOT and the selected consulting firm to the extent allowed by State Procurement Code.
7. Any violations by HDOT discovered though the execution of the Environmental Compliance Audit detailed in this Appendix are neither "voluntarily discovered" within the terms of EPA's revised *Incentives for Self-Policing: Discovery, Disclosure, Correction and Prevention of Violations Policy* (Audit Policy) nor voluntarily disclosed to EPA under EPA penalty policies. Accordingly, any such violations are ineligible for penalty mitigation or other favorable treatment under the Audit Policy.
8. HDOT agrees not to attempt to use any state audit and/or privilege laws to restrict EPA's or HDOH's ability to review the Audit Reports at HDOT facilities to determine if the audits have been properly completed and HDOT has corrected any uncorrected non-compliance, potential violation, or deficiency as per its certification (see Paragraph F below). Also, HDOT agrees not to attempt to use any state audit and/or privilege laws to restrict EPA's or HDOH's ability to obtain, review and/or use the Audit Reports in any action to enforce the audit provisions of the Consent Decree. Neither information contained in the Audit Reports, nor underlying information upon which the Audit Reports relied, that indicates regulatory violations at any HDOT facility, shall be claimed as confidential business information by HDOT or its consulting firm.

B. Procurement of Services/Audit Work Plan

1. HDOT shall advertise a Request for Qualifications from third party audit firms to conduct the audits. Advertisement for the Request for Qualifications shall not exceed forty-five (45) days.
2. Within thirty (30) days of the end of the Request for Qualifications period, the HDOT and HDOH selection committee shall conduct the professional services selection of an audit firm and provide the recommendation to the Director.
3. Within fifteen (15) days of the selection committee recommendation to the Director of Transportation, or another length of time agreed to by EPA and HDOH, HDOT shall notify the potential audit firm with a letter of selection, pending negotiation of fees.
4. Within thirty (30) days or another length of time agreed to by EPA and HDOH, HDOT shall, as approved by the Director of Transportation, award the selected audit firm and proceed to process the contract for the audit work. Within seven (7) days of each milestone, HDOT shall notify EPA and HDOH by email that the following milestones were completed:
    a. Request for Qualifications advertisement;
    b. Awarding of contract between HDOT and the selected audit firm;
    c. Notice to Proceed on the Audit.
5. On or before September 16, 2016, HDOT shall submit a draft audit work plan (Audit Work Plan) to EPA and HDOH for review and approval. In developing the Audit Work Plan, HDOT shall consult EPA's guidance on auditing small MS4s:

http://www.epa.gov/npdes/pubs/ms4guide_withappendixa.pdf The Audit Work Plan shall include the following audit schedule and describe each task necessary to accomplish the Audit Scope with targeted time frames for the consulting firm to complete:

a. 3 months after the Audit Work Plan is approved: Evaluation of Post Construction/Permanent BMP programs for all three HDOT divisions;
b. 9 months after the Audit Work Plan is approved: Evaluation of Construction Site Runoff Control programs for all three HDOT divisions;
c. 15 months after the Audit Work Plan is approved: Evaluation of Public Outreach/Public Involvement for all three HDOT divisions;
d. 21 months after the Audit Work Plan is approved: Evaluation of Illicit Discharge Detection and Elimination, Industrial Commercial Activities/Tenant Programs for all three HDOT Divisions;
e. 27 months after the Audit Work Plan is approved: Evaluation of Pollution Prevention/Good Housekeeping for all three HDOT Divisions;
f. 33 months after the Audit Work Plan is approved: Evaluation of Staffing, Funding, Organizational Structure, Availability of Resources and Storm Water Program Sustainability for all three HDOT divisions.

6. The Audit Work Plan shall include, but is not limited to: the minimum documents to be reviewed (e.g. SWMPs, training records, inspection reports, etc.), minimum number of field verifications, as necessary, for each program element evaluated, deliverables (notices of potential violations, draft and final audit reports), and reporting deadlines.
7. EPA, after consultation with HDOH, may reject the draft Audit Work Plan in whole or in part. If EPA rejects the Audit Work Plan or any portion of it, EPA shall identify the reason(s) in writing to HDOT for such rejection and may require HDOT to redraft the Audit Work Plan in its entirety or part. EPA shall provide any comments to HDOT within forty-five (45) days.
8. If EPA and HDOH reject the Audit Work Plan in whole or part, HDOT shall resubmit a revised Audit Work Plan within one hundred and twenty (120) days. After submission of the revised Audit Work Plan, EPA, after consultation with HDOH, shall provide any comments to HDOT within forty-five (45) days. HDOT will review all comments and make all required modifications to the revised Audit Work Plan. If EPA does not provide written comments, the revised Audit Work Plan shall be deemed approved by EPA and HDOH.

C. Audits

1. HDOT shall take all appropriate measures to facilitate the audit firm in performing the audits in accordance with the approved Audit Work Plan.
2. HDOT shall grant the audit firm full access to and unrestricted review of all HDOT records, documents and information that the audit firm requires to complete the audits.

D. Reporting/Audit Reports

1. HDOT shall require the audit firm to provide preliminary written notice of any potential violations identified in any audit to HDOT, EPA and HDOH within 2 business days following an audit of a program element in Paragraph B.1, above.
2. HDOT shall require the audit firm to complete a draft audit report to HDOT within 45 days of completing an audit of a program element.
3. HDOT shall review the draft audit report to correct any factual inaccuracies within 30 days after receiving the draft audit report.
4. HDOT shall require the audit firm to complete a final audit report within 120 days, or another length of time agreed to by EPA and DOH, of completing an audit of a program element.
5. HDOT shall submit original draft and final audit reports to EPA and HDOH with the Annual Compliance Report (ACR).
6. HDOT shall provide a detailed summary of any actions taken as a result of the audit reports and dates at which those actions were taken with the ACR.
7. The HDOT Audit Reports shall contain:
    a. A specific statement of the procedures followed, HDOT sites and activities visited and all materials reviewed during the audits;
    b. Retrospective analysis of activities that may be outmoded, ineffective, insufficient, or excessively burdensome, and recommendations to modify, streamline, or expand them in accordance with what has been learned;
    c. An identification of deficiencies (items which, if not corrected, will lead to potential violations) and potential violations with the applicable SWMPs, this Consent Decree, and/or applicable permit and regulations, and recommendations for improvement;
    d. Identification of best practices and opportunities for information/technology transfer to be applied across all divisions; and
    e. An analysis of the practices implemented for each Division's program elements and a determination as to whether identified best practices can be universally implement across all three Divisions. If best practices cannot be universally implemented, the report shall clearly describe the identified impediments.
8. HDOT shall correct any deficiency or potential violation identified in the Audit Reports or otherwise discovered by HDOT as part of the audit process set forth herein within the time frames identified in Paragraph E below.

E. Corrections of Potential Violations and Deficiencies

1. HDOT shall correct any potential violations within 14 days of notification as described in D.1 of this Appendix, or another period of time agreed to by EPA and DOH. In order for EPA and DOH to agree to an extension, HDOT must provide a corrective action workplan, including a final compliance date, to EPA and HDOH.
2. HDOT shall correct any deficiencies within 21 days of receiving the draft Audit Report, or another period of time agreed to by EPA and HDOH. In order for EPA and HDOH to agree to an extension, HDOT must provide a corrective action workplan, including a final compliance date, to EPA and HDOH.
3. If HDOT corrects any violation discovered through the Audit process within the time frames described above, it shall not be subject any related stipulated penalties under Paragraph 30.

4. Notwithstanding anything in E.3 of this Appendix, the United States and HDOH reserve all legal and equitable remedies available to enforce the provisions of this Consent Decree or to obtain penalties or injunctive relief under the Act or its implementing regulations, or under other federal or State laws, regulations, or permit conditions, if HDOH or EPA independently discovers a violation of a permit, law, or statute.
5. Similarly, United States and HDOH, reserve all legal and equitable remedies available to enforce the provisions of this Consent Decree or to obtain penalties or injunctive relief under the Act or its implementing regulations, or under other federal or State laws, regulations, or permit conditions, if an activity or violation poses an immediate threat to human health or the environment.

F. Certifications

1. HDOT shall provide the following information and certifications to EPA and HDOH regarding completion of each audit and correction of any non-compliance or potential violation identified in the Audit Reports or otherwise discovered by HDOT as part of the audit process within an Environmental Compliance Audit section of the ACR. An authorized HDOT official shall certify that, to the best of the official's knowledge and information, the audits were conducted in accordance with the Work Plan described above, the Audit Reports are submitted to HDOT, EPA and HDOH in the ACR as described above, and all items of non-compliance identified in the Audit Reports have been corrected or steps have been taken to correct them. If all items have not been corrected, HDOT must include a schedule for correcting the issue.

Appendix B

PEAR 1 through 6 Guiding Questions

B1: PEAR #1 – Post-Construction / Permanent Best Management Practices

Question Number	Question	Airports		Harbors		Highways	
		Kahului Airport Small MS4 Permit HI 14KE349	Honolulu International Airport Individual Permit HI S000005	Honolulu Harbor Small MS4 Permit HI 03KB482	Kalaeloa Barbers Point Harbor Small MS4 Permit HI 03KB488	Maui District Small MS4 Permit HI 14KE352	Oahu District Individual Permit HI S000001
A	**Overall Approach**						
A1	Discuss the process chronologically in the order that a project would occur. Walk us through the process as if we were a developer proposing a project.						
B	**Laws/Rules/Regulations/Policies**						
B1	What legal authority does the permittee have to require post-construction BMPs on development sites and to ensure maintenance?						
B2	Does the permittee's legal authority address post-construction requirements for all projects disturbing one acre or more?						
B3	Does the legal authority require site design, source control, and stormwater treatment BMPs?						
B4	What exemptions do the laws/rules/regulations/policies or other legal authority allow?						
B5	What procedures for alternative compliance (i.e., planning-level BMPs and other non-structural controls) are allowed?						
B6	Does the legal authority authorize the permittee to require stormwater management plans to address post-construction impacts?						
B7	Do the laws/rules/regulations/policies outline the contents of an approvable plan and responsibilities for operation and maintenance of approved BMPs?						
C	**Post-Construction BMP Standards**						
C1	What technical guidance (e.g., BMP manual) does the permittee use as the standard for design and selection of post-construction BMPs? Note: It is not necessary to do a thorough review of the manual or standards used by the permittee.						
C2	Are project proponents required to follow a technical guidance manual?						
C3	Does the guidance provide siting and use criteria for the BMPs to ensure proper and adequate BMPs are being selected and implemented?						
C4	Does the guidance provide siting and use criteria for BMP selection based on the development context (i.e., BMP selection appropriate for ultra urban-areas versus those more appropriate for more rural settings with larger parcels)?						
C5	Are pollutants of concern that are typically generated by the proposed development type considered when selecting or approving BMPs?						
C6	Does the technical manual provide guidance on sizing, performance, and location of BMPs?						
C7	When was the BMP manual last updated?						
C8	Does the permittee have different requirements or standards for different types of developments (e.g., specific post-construction requirements for gas stations or automobile repair facilities)?						
C9	Does the permittee have design manuals related to land-efficient site designs (e.g. better site design, better models for large retailers)?						
C10	Does the permittee promote source control and site design standards to reduce the generation of pollutants in addition to treatment BMPs?						
C11	Does the permittee include in standards and manuals specifications for innovative site design practices, such as low-impact development and other techniques that manage runoff on-site?						

Question Number	Question	Airports		Harbors		Highways	
		Kahului Airport Small MS4 Permit HI 14KE349	Honolulu International Airport Individual Permit HI S000005	Honolulu Harbor Small MS4 Permit HI 03KB482	Kalaeloa Barbers Point Harbor Small MS4 Permit HI 03KB488	Maui District Small MS4 Permit HI 14KE352	Oahu District Individual Permit HI S000001
C12	Are project applicants encouraged or required to use vegetative BMPs that promote infiltration, such as swales, biofiltration practices, etc., where possible?						
C12	Does the permittee offer financial incentives to support post-construction stormwater goals (e.g., programs to support redevelopment, such as enterprise zones, or stormwater utility credits)?						
D	**Plan Review and Approval Procedures**						
D1	Which Division/District is responsible for post-construction stormwater plan review?						
D2	How many plan reviewers are there?						
D3	How many plans submitted for review (private and public projects) each year?						
D4	What is the project size threshold for the permittee to require post-construction BMPs?						
D5	Does the permittee apply standard conditions that incorporate post-construction installation and maintenance requirements into its plan review process?						
D6	Do plan reviewers use specific criteria or a checklist when reviewing plans?						
D7	Does the permittee consider pollutants of concern or whether the project discharges to a 303(d) listed impaired water when determining which BMPs are required?						
D8	Does the permittee consider such regional concerns as smart growth initiatives, watershed master plans, and other larger-scale planning efforts to ensure that each new development and redevelopment plan is consistent with the goals of these initiatives?						
D9	For up to three sets of post-construction plans provided by permitee:						
D9a	Are adequate BMPs included on plans, details, and drawings?						
D9b	What types of standard conditions or notes are included?						
D9c	Are maintenance requirements specified?						
D9d	Do the location of BMPs hinder maintenance?						
D10	What types of projects must be reviewed by the permittee for post-construction stormwater controls?						
D11	Does the permittee have a process to identify priority projects identified in the MS4 NPDES permit?						
D12	What types of standards or technical guidance do the permittee's reviewers use to review projects?						
D13	Does the permittee condition improvements to existing developments with requirements for post-construction stormwater controls? How are these redevelopment requirements triggered?						
E	**Post-Construction BMP Inventory**						
E1	How does the permittee track the installation and maintenance of post-construction BMPs?						
E2	Is your post-construction BMP inventory managed in a database and/or linked to GIS?						
E3	What information is collected?						
F	**BMP Inspection & Maintenance**						
F1	Does the permittee require maintenance agreements for all projects with post-construction BMPs?						
F2	Are as-built inspections conducted at the conclusion of a project to ensure the BMP has been built properly? What Division/District is responsible for this?						
F3	Do staff conduct these inspections or are they self-certified?						
F4	Does the permittee inspect private facilities or require inspections by owner/operators?						

Question Number	Question	Airports		Harbors		Highways	
		Kahului Airport Small MS4 Permit HI 14KE349	Honolulu International Airport Individual Permit HI S000005	Honolulu Harbor Small MS4 Permit HI 03KB482	Kalaeloa Barbers Point Harbor Small MS4 Permit HI 03KB488	Maui District Small MS4 Permit HI 14KE352	Oahu District Individual Permit HI S000001
F5	If the permittee performs the inspections, how often are they performed?						
F6	If owner/operators are required to inspect and maintain their BMPs, how is this authorized? Through a MOU? Through conditions of approval? Through another type of agreement?						
F7	How does the permittee ensure inspections are occurring? Reminder notices? Inspection reports?						
F8	Who is responsible for structural stormwater BMP maintenance (public and private)? Permitee? Owner?						
G	**Enforcement**						
G1	How does the permittee require proper maintenance and repair after the inspection?						
G2	What types of enforcement actions are provided by laws/rules/regulations/policies (e.g., notices of violation, abatement)?						
G3	Is the permittee's enforcement authority limited (e.g., limits on the dollar amount of fines, inability to issue civil penalties)?						
G4	How many enforcement actions have been taken in the past year due to lack of BMP maintenance?						
H	**Public Construction Projects**						
H1	For staff:						
H1a	Are plan reviewers trained on post-construction BMPs and requirements?						
H1b	What type of training do staff performing "as built" and post-construction inspections receive?						
H1c	How often are the trainings conducted?						
H1d	How many staff have been trained?						
H1e	What type of training or education does the permittee provide to developers and engineers on post-construction requirements?						
H2	For developers and plan designers:						
H2a	What types of educational materials have been developed and distributed to developers and designers regarding post-construction BMPs and application requirements?						
H2b	How are the materials distributed? At the permit desk? During inspections?						
H2c	What type of training does the permittee provide or advertise to local developers and designers?						
H2d	How often is this training conducted?						
H2e	How many developers and designers have been trained?						
H2f	Are they required to attend?						
I	**Consent Decree Questions**						
I1a	Have activities been identified that may be outmoded, ineffective, insufficient, or excessively burdensome?						
I1b	What are recommendations to modify, streamline, or expand such activities in accordance with what has been learned?						
I2a	Have deficiencies or potential violations been identified?						
I2b	What are recommendations for correcting these deficiencies or potential violations?						
I4	Have best practices and opportunities for information/technology transfer to be applied across all Divisions been identified? If so, describe.						

Question Number	Question	Airports		Harbors		Highways	
		Kahului Airport Small MS4 Permit HI 14KE349	Honolulu International Airport Individual Permit HI S000005	Honolulu Harbor Small MS4 Permit HI 03KB482	Kalaeloa Barbers Point Harbor Small MS4 Permit HI 03KB488	Maui District Small MS4 Permit HI 14KE352	Oahu District Individual Permit HI S000001
I5	Can identified best practices be universally implemented across all three Divisions? Why or why not?						
I6	If best practices cannot be universally implemented, what are the identified impediments?						

B2: PEAR #2 – Construction Site Runoff Control

Question Number	Question	Airports		Harbors		Highways	
		Kahului Airport Small MS4 Permit HI 14KE349	Honolulu International Airport Individual Permit HI S000005	Honolulu Harbor Small MS4 Permit HI 03KB482	Kalaeloa Barbers Point Harbor Small MS4 Permit HI 03KB488	Maui District Small MS4 Permit HI 14KE352	Oahu District Individual Permit HI S000001
A	**Laws/Rules/Regulations/Policies**						
A1	What legal authority does the permittee have to require erosion and sediment control BMPs on construction sites and to ensure compliance?						
A2	Does the permittee's legal authority address stormwater quality for all projects disturbing at least 1 acre?						
A3	What exemptions do the laws/rules/regulations/policies or other legal authority allow?						
A4	Does the legal authority authorize the permittee to require erosion and sediment control plans?						
B	**Construction Site Inventory**						
B1	How does the permittee track construction projects?						
B2	Is the following information collected?						
B2a	The number and status (active/inactive/completed) of construction sites						
B2b	The number, frequency, results, and follow-up actions resulting from inspections						
B2c	The actions taken to resolve the issues and dates when compliance was achieved.						
B2d	The number and type of enforcement actions taken at sites in violation						
B2e	Complaints submitted by the public						
B3	Does the inventory include construction sites disturbing less than 1 acre?						
B4	What is the threshold for tracking projects?						
B5	Does the inventory track which sites have submitted an NOI for coverage under a state/EPA construction general permit?						
B6	How is the inventory updated? How often?						
B7	Does the permittee prioritize projects for more frequent or targeted inspections? If yes, based on what criteria?						
C	**Construction Requirements and BMPs**						
C1	What technical guidance (e.g., BMP manual or fact sheets) does the permittee use as the standard for design and selection of nonstructural and structural construction BMPs?						
C2	Are project applicants required to follow these technical manuals?						
C3	Does the guidance set minimum operation and maintenance requirements for BMPs?						
C4	Does the guidance include installation requirements for the BMPs?						
C5	Does the guidance provide proper siting and use criteria for BMPs to ensure that adequate BMPs are being selected and implemented?						
C6	Does the permittee provide guidance as to recommended BMPs to be used?						
C7	Does the permittee have different requirements or standards for different times of the year (i.e., during the rainy season vs. the dry season)?						
D	**Plan Review Procedures**						
D1	Does the permittee hold pre-application meetings on any construction project? Are stormwater and erosion and sediment control requirements addressed at these meetings?						
D2	What is the permittee's threshold for plan review? (For example, does the permittee review plans for all projects disturbing greater than 1 acre, or do they use another threshold?)						

Question Number	Question	Airports		Harbors		Highways	
		Kahului Airport Small MS4 Permit HI 14KE349	Honolulu International Airport Individual Permit HI S000005	Honolulu Harbor Small MS4 Permit HI 03KB482	Kalaeloa Barbers Point Harbor Small MS4 Permit HI 03KB488	Maui District Small MS4 Permit HI 14KE352	Oahu District Individual Permit HI S000001
D3	Does the permittee apply standard conditions that incorporate erosion and sediment control requirements into its plan review process?						
D4	Do the plan reviewers verify whether the project applicant has submitted an NOI to the state or EPA? Is evidence of NOI submission required before a plan can be approved or a local permit issued?						
D5	Do plan reviewers use specific criteria or a checklist when reviewing plans?						
D6	Does the permittee consider during the review process whether the construction project discharges to a TMDL/impaired water?						
D7	For up to two construction plans provided:						
D7a	Are adequate BMPs included on plans?						
D7b	What types of standard conditions or notes are included?						
D7c	Are maintenance requirements specified?						
D7d	Are BMPs addressing other construction activities, such as materials storage and waste disposal, incorporated into the construction plans?						
D7e	Do the plans include notes addressing the prohibition of non-stormwater discharges?						
D7f	Were comments provided by the permittee to the project proponent reasonable and appropriate?						
E	**Construction Site Inspections**						
E1	Does the permittee adequately inspect the following phases of construction?						
E1a	Clearing and grubbing and site preparation						
E1b	Mass grading and public infrastructure/utility construction						
E1c	Building construction and final grading						
E1d	Final stabilization						
E2	What group is charged with erosion and sediment control inspections?						
E3	Do the inspectors use a checklist or inspection form during each inspection?						
E4	How many inspectors does the permittee use to verify erosion and sediment control compliance at construction sites?						
E5	Does this number appear adequate to assess active construction occurring in the permitted area? Compare this to the total number of construction sites that need to be inspected at any one time (number of inspections per construction site per year). Consider project durations and phasing, local conditions (e.g., dry vs. wet seasons), and additional duties assigned to inspectors.						
E6	Does the permittee have an established prioritization process for establishing inspection frequency? If so, on what factors is the prioritization based (i.e., size, proximity to water body, sensitive areas)?						
E7	How often are sites inspected?						
E8	Does the permittee target inspections during and immediately after wet weather events? If so:						
E8a	What size rain event triggers an inspection?						
E8b	How soon after a rain event?						
E9	Is there an established rainy season for the area? Are sites inspected prior to the start of the rainy season to determine preparedness?						

Question Number	Question	Airports		Harbors		Highways	
		Kahului Airport Small MS4 Permit HI 14KE349	Honolulu International Airport Individual Permit HI S000005	Honolulu Harbor Small MS4 Permit HI 03KB482	Kalaeloa Barbers Point Harbor Small MS4 Permit HI 03KB488	Maui District Small MS4 Permit HI 14KE352	Oahu District Individual Permit HI S000001
F	**Program Support and Resources**						
F1	Does the program have a dedicated source of funding to support plan review staff and inspectors?						
G	**Enforcement**						
G1	What types of enforcement actions are provided for in applicable laws/rules/regulations/policies (e.g., notices of violation, “stop work” orders, fines)?						
G2	Is use of these actions outlined in an established, escalating enforcement policy?						
G3	Review with the permittee statistics on enforcement of construction site erosion and sediment controls.						
G3a	How many enforcement actions are taken per year?						
G3b	Are follow-up inspections conducted to verify compliance?						
G4	Are there limitations on the permittee’s enforcement authority (e.g., limits on the dollar amount of fines, inability to issue civil penalties)?						
G5	Do staff feel that their enforcement authority is adequate to achieve compliance on construction projects?						
H	**Training and Education**						
H1	For staff:						
H1a	What type of training do construction inspectors receive? Are plan reviewers trained on erosion and sediment control BMPs and requirements?						
H1b	How often is training conducted?						
H1c	How many staff have been trained?						
H1d	What type of follow-up is conducted by the permittee to verify that the training is effective?						
H2	For construction operators:						
H2a	What types of educational materials have been developed and distributed to construction operators?						
H2b	How are the educational materials distributed?						
H2c	What type of training does the permittee provide or advertise to local construction operators?						
H2d	How often is this training conducted? How many construction site operators have been trained?						
H2e	Are contractors and developers required to attend?						
H2f	Are training sessions held in cooperation with other local permittees or regional authorities?						
I	**Public Construction Projects**						
I1	Do RFPs or contracts include language specifying stormwater requirements?						
I2	Are inspection and maintenance requirements specified in the contract?						
I3	What oversight does the permittee implement to ensure the contractor is implementing all requirements appropriately and adequately?						
I4	What penalties are in place to require compliance from the permittee’s contractors?						
J	**Consent Decree Questions**						
J1a	Have activities been identified that may be outmoded, ineffective, insufficient, or excessively burdensome?						

Question Number	Question	Airports		Harbors		Highways	
		Kahului Airport Small MS4 Permit HI 14KE349	Honolulu International Airport Individual Permit HI S000005	Honolulu Harbor Small MS4 Permit HI 03KB482	Kalaeloa Barbers Point Harbor Small MS4 Permit HI 03KB488	Maui District Small MS4 Permit HI 14KE352	Oahu District Individual Permit HI S000001
J1b	What are recommendations to modify, streamline, or expand such activities in accordance with what has been learned?						
J2a	Have deficiencies or potential violations been identified?						
J2b	What are recommendations for correcting these deficiencies or potential violations?						
J3	Have best practices and opportunities for information/technology transfer to be applied across all Divisions been identified? If so, describe.						
J4	Can identified best practices be universally implemented across all three Divisions? Why or why not?						
J5	If best practices cannot be universally implemented, what are the identified impediments?						

B3: PEAR #3 – Public Outreach / Public Involvement

Question Number	Question	Airports		Harbors		Highways	
		Kahului Airport Small MS4 Permit HI 14KE349	Honolulu International Airport Individual Permit HI S000005	Honolulu Harbor Small MS4 Permit HI 03KB482	Kalaeloa Barbers Point Harbor Small MS4 Permit HI 03KB488	Maui District Small MS4 Permit HI 14KE352	Oahu District Individual Permit HI S000001
A	**Goals and Objectives**						
A1	Does the permittee have a strategy document for education and participation?						
A2	Does the document include specific goals?						
A3	On what are the goals based?						
A4	Are the goals measurable? How?						
B	**Message Development**						
B1	Have specific messages been developed for stormwater outreach?						
B2	On what are the messages based? Pollutants of concern? General awareness? Problem target audience? All of the above?						
B3	Are different messages used for different target audiences (i.e., children, homeowners, industry, etc.) or is one central message used for all?						
B4	Do the messages encourage participation in stormwater-related activities?						
B5	Do the messages educate about behavior changes that the audience can make to contribute to a solution?						
B6	Have messages been developed specific to reducing illicit discharges with information about how to report them to the appropriate authorities?						
B7	Have messages been developed to educate pesticide, fertilizer, and herbicide applicators (including homeowners) about ways to reduce stormwater pollution?						
C	**Target Audiences**						
C1	Has the permittee identified target audiences for outreach efforts? How are these target audiences selected? What are the target audiences?						
C2	What land use groups (i.e., industry, commercial businesses) has the permittee targeted?						
C3	Have certain ethnic groups or nationalities been identified as audiences to be targeted based on an evaluation of local demographics?						
C4	Have the target groups been reevaluated based on evaluation of the strategy and progress that has been made?						
C5	For Phase I permittees: have they targeted pesticide, herbicide, and fertilizer applicators (including homeowners) and construction site operators for outreach?						
C6	For Phase II permittees: have they targeted industries or commercial businesses of concern for outreach?						
D	**Message Packaging**						
D1	Does the permittee have a variety of written educational materials?						
D2	Does the permittee have a variety of other packages (i.e., Web site, presentations, displays) for educational materials?						
D3	Did the permittee produce the education and outreach materials in the different languages that are spoken in the community?						
D4	Do the permittee's materials explain stormwater issues in easy-to-understand terms?						

Question Number	Question	Airports		Harbors		Highways	
		Kahului Airport Small MS4 Permit HI 14KE349	Honolulu International Airport Individual Permit HI S000005	Honolulu Harbor Small MS4 Permit HI 03KB482	Kalaeloa Barbers Point Harbor Small MS4 Permit HI 03KB488	Maui District Small MS4 Permit HI 14KE352	Oahu District Individual Permit HI S000001
E	**Distribution Mechanisms**						
E1	Does the permittee track distribution of materials to measure effectiveness?						
E2	Is the permittee focused solely on distribution or is an effort made to evaluate the impact of the messages?						
E3	Does the permittee use a variety of distribution mechanisms to target various audiences?						
F	**Evaluation Methods**						
F1	How does the permittee evaluate the effectiveness of the outreach strategy?						
F2	Has the permittee conducted a public awareness survey?						
F3	Which outreach materials have been the most effective in soliciting public involvement and participation? Changing audience behaviors? Increasing general stormwater awareness?						
F4	Have any changes been made to the outreach strategy or materials based on an evaluation of effectiveness?						
G	**Public Participation Activities**						
G1	What opportunities does the permittee give to the public to review and comment on any changes to the SWMP, such as public comment via a Web site, a public meeting, or a stormwater advisory group?						
G2	What volunteer opportunities (i.e., stream cleanups, storm drain stenciling) does the permittee coordinate or publicize to encourage the public to participate in stormwater-related activities?						
G3	Does the permittee sponsor or promote any of the following activities?						
G3a	Beach/stream/lake cleanups						
G3b	Volunteer stream monitoring						
G3c	Stream clean-ups or equivalent activities						
G3d	Stormwater citizen panel						
H	**Consent Decree Questions**						
H1a	Have activities been identified that may be outmoded, ineffective, insufficient, or excessively burdensome?						
H1b	What are recommendations to modify, streamline, or expand such activities in accordance with what has been learned?						
H2a	Have deficiencies or potential violations been identified?						
H2b	What are recommendations for correcting these deficiencies or potential violations?						
H3	Have best practices and opportunities for information/technology transfer to be applied across all Divisions been identified? If so, describe.						
H4	Can identified best practices be universally implemented across all three Divisions? Why or why not?						
H5	If best practices cannot be universally implemented, what are the identified impediments?						

B4: PEAR #4 – Illicit Discharge Detection and Elimination (IDDE) Program Element and Industrial Commercial Activities/Tenant (I/C) Program

Question Number	Question	Airports		Harbors		Highways	
		Kahului Airport Small MS4 Permit HI 14KE349	Honolulu International Airport Individual Permit HI S000005	Honolulu Harbor Small MS4 Permit HI 03KB482	Kalaeloa Barbers Point Harbor Small MS4 Permit HI 03KB488	Maui District Small MS4 Permit HI 14KE352	Oahu District Individual Permit HI S000001
A	**Legal Authority (IDDE)**						
A1	Does the permittee have laws/rules/regulations/policies to prohibit illicit discharges and dumping to the MS4?						
A2	What exclusions are included in laws/rules/regulations/policies?						
A3	What enforcement mechanisms are authorized in the event of an illicit discharge being detected?						
A4	Has an enforcement escalation plan been developed?						
B	**Mapping (IDDE)**						
B1	Does the permittee have a map showing storm drain pipes, outfalls, and storm drain inlets?						
B2	Is the map readily available to the personnel who would respond to an illicit discharge incident?						
B3	Does the permittee have a map of the storm drain system showing the locations of outfalls and municipally maintained structural stormwater controls?						
C	**Field Screening (IDDE)**						
C1	How are field screening areas identified?						
C2	Are areas of the MS4 prioritized based on incidents of illicit discharges, land use, dumping reports, etc.?						
C3	How often are field screening areas evaluated?						
C4	Are outfalls inspected during dry weather to identify any potential dry-weather discharges? What does the inspection include?						
C5	If dry-weather flows are present, are they being sampled to determine potential sources of pollutants? For what parameters?						
C6	Does the permittee have a database (or other method) to track locations of illicit discharges, spills, and illegal dumping?						
C7	Does the database track dry-weather monitoring or screening data?						
D	**Investigation of Potential Illicit Discharges (IDDE)**						
D1	Does the permittee have a procedure for tracing the source of an active illicit discharge?						
D2	Who performs the investigations?						
D3	Are these procedures written in a document or plan?						
D4	What equipment does the permittee use to find illicit discharges?						
D5	Does the permittee have equipment to videotape storm drains, or can it quickly contract out this work?						
D6	How are investigations tracked?						
D7	Has an enforcement response plan been adopted for use when an illicit discharge source has been located?						
E	**Spill Response and Prevention (IDDE)**						
E1	Does the permittee have a clear set of procedures in place that details who is responsible for responding to spills and emergency situations?						
E2	Do field staff have spill containment supplies in their vehicles, and are they trained to contain minor spills?						

Question Number	Question	Airports		Harbors		Highways	
		Kahului Airport Small MS4 Permit HI 14KE349	Honolulu International Airport Individual Permit HI S000005	Honolulu Harbor Small MS4 Permit HI 03KB482	Kalaeloa Barbers Point Harbor Small MS4 Permit HI 03KB488	Maui District Small MS4 Permit HI 14KE352	Oahu District Individual Permit HI S000001
E3	Is a contractor or other entity available for larger spills?						
E4	Does the permittee have the ability to collect cleanup and abatement costs from the responsible party?						
E5	How are spills and spill response tracked to ensure adequate reporting?						
F	**Public Awareness and Reporting Program (IDDE)**						
F1	Does the permittee prioritize subwatersheds or neighborhoods and assign resources for educational efforts based on frequency and types of illicit discharge incidents?						
F2	Is there a general phone number or “hotline” in the phone book or Web site that people can call to report a spill or dumping?						
F3	What types of public outreach materials are available to publicize public reporting?						
F4	Does the permittee track the number of public calls or complaints reporting illicit discharges?						
G	**Preventing Sanitary Sewer Discharges (IDDE)**						
G1	Has the permittee conducted any studies or evaluations to determine whether sanitary sewers are contributing pollutants to the MS4?						
G2	What is the extent of infiltration and inflow into the sanitary sewer system? How is this impacting discharge from the MS4?						
G3	If the permittee also operates a sanitary sewer system, do they have procedures to prevent sewage spills and SSOs to the MS4?						
H	**Education and Training (IDDE)**						
H1	What type of training do field staff (e.g., storm sewer maintenance crews, street sweepers) receive on spill response and IDDE?						
H2	Are staff generally educated about what illicit discharges are and how to report them?						
I	**Legal Authority (I/C)**						
I1	Does the Phase I permittee have the authority to require industrial and commercial facilities to implement stormwater BMPs?						
I2	Does the Phase I permittee have the authority to conduct inspections and enforce requirements?						
I3	What laws/rules/regulations/policies provide this legal authority?						
I4	What types of facilities are covered under this legal authority?						
I5	Who (e.g., specific staff, Division/District, etc.) has the authority to enforce the laws/rules/regulations/policies and/or inspect the facilities?						
I6	What exemptions do the laws/rules/regulations/policies or other legal authority allow?						
J	**Facility Inventory (I/C)**						
J1	Has the permittee completed an inventory of industrial/commercial facilities discharging to the stormwater system?						
J2	What types of facilities are included on the inventory?						
J3	What sources were used to create the inventory?						
J3A	Facilities that filed NOIs for EPA MSGP or state industrial general permit coverage?						
J3B	Significant industrial users within the pretreatment program?						

Question Number	Question	Airports		Harbors		Highways	
		Kahului Airport Small MS4 Permit HI 14KE349	Honolulu International Airport Individual Permit HI S000005	Honolulu Harbor Small MS4 Permit HI 03KB482	Kalaeloa Barbers Point Harbor Small MS4 Permit HI 03KB488	Maui District Small MS4 Permit HI 14KE352	Oahu District Individual Permit HI S000001
J3C	Business licenses?						
J3D	Phone book?						
J3E	"Windshield" survey?						
J4	Does the inventory include all the industrial/commercial facilities subject to the industrial general permit?						
J5	Does the permittee periodically check to see if new facilities that must be covered by an industrial stormwater general permit have filed an NOI?						
J6	What is the process for notifying the permitting authority of non-filers?						
J7	If applicable, does the inventory include all the facilities specified as required in the MS4 NPDES permit?						
J8	How is the inventory updated? How often?						
J9	What information is maintained about the facilities?						
J10	How is the inventory maintained and stored?						
J11	Does the permittee prioritize the facilities?						
J12	Is the prioritization based on facility type, past inspection or enforcement results, proximity to receiving waters, potential pollutant sources on-site, and so forth?						
J13	Is the prioritization used to determine frequency of inspections?						
J14	Has the permittee mapped the locations of prioritized facilities to cross-reference reports of dumping, illicit discharges, or other water quality issues?						
K	**Standards, BMPs and Outreach (I/C)**						
K1	Has the permittee adopted standards or BMPs that industrial/commercial facilities are required to implement (e.g., all car dealerships must install a wash rack plumbed to the sanitary sewer)?						
K2	Are the requirements for new developments only or are they triggered by improvements of existing facilities? Are there schedules for implementing retrofits?						
K3	Are these standards applicable to existing facilities, new facilities, or both?						
K4	Does the permittee refer facility operators to specific stormwater BMP or standards guidance documents?						
K5	What type of educational program has been developed for industrial and commercial facility operators?						
K6	What type of brochures, handouts, or guidance on BMPs is provided to these facilities by the permittee?						
K7	When is this information provided? During inspections? During training events? During professional organization presentations?						
L	**Staff Training (I/C)**						
L1	What type of training do the industrial and commercial inspectors receive?						
L2	How often?						
L3	If additional inspectors are used (e.g., food safety inspectors for restaurant inspections, pretreatment inspectors), are they trained specifically on stormwater BMPs and requirements? By whom?						

Question Number	Question	Airports		Harbors		Highways	
		Kahului Airport Small MS4 Permit HI 14KE349	Honolulu International Airport Individual Permit HI S000005	Honolulu Harbor Small MS4 Permit HI 03KB482	Kalaeloa Barbers Point Harbor Small MS4 Permit HI 03KB488	Maui District Small MS4 Permit HI 14KE352	Oahu District Individual Permit HI S000001
M	**Inspections (I/C)**						
M1	Who performs inspections and for what types of facilities (e.g., health inspectors for restaurants, pretreatment inspectors for industrial facilities with a pretreatment permit)						
M2	How often are industrial and commercial facilities inspected? How is the frequency determined?						
M3	Does the permittee's industrial/commercial inspector(s) use a standard checklist during inspections?						
M4	Is a report written after the inspection? How is the inspection documented in the file?						
M5	Does the permittee verify NPDES permit coverage for facilities?						
M6	For industrial facilities, does the inspector review the SWPPP and monitoring data during the inspection?						
M7	Does the permittee refer non-filers to the permitting authority?						
M8	Do inspectors provide educational materials during inspections? What types?						
M9	If multiple Divisions/Districts perform inspections, how is information transferred or cataloged?						
N	**Program Support and Resources (I/C)**						
N1	Does the program have a dedicated source of funding to support inspectors?						
O	**Enforcement (I/C)**						
O1	In instances of noncompliance, do the inspection staff use a formalized, approved enforcement escalation procedure?						
O2	How was the enforcement escalation procedure developed? Is it used? Is it effective?						
O3	Who is authorized to apply various enforcement procedures (e.g., NOVs, fines)?						
O4	What types of penalties are readily available to the inspection staff?						
O5	What is the most common method of gaining compliance (e.g., NOVs, fines, abatement)?						
O6	Can the permittee describe a recent non-compliance issue at an industrial/commercial facility? If so, how was compliance achieved?						
O7	At what point are non-compliance cases referred to the NPDES permitting authority? How many have been referred in the last 12 months?						
P	**Consent Decree Questions**						
P1a	Have activities been identified that may be outmoded, ineffective, insufficient, or excessively burdensome?						
P1b	What are recommendations to modify, streamline, or expand such activities in accordance with what has been learned?						
P2a	Have deficiencies or potential violations been identified?						
P2b	What are recommendations for correcting these deficiencies or potential violations?						
P3	Have best practices and opportunities for information/technology transfer to be applied across all Divisions been identified? If so, describe.						
P4	Can identified best practices be universally implemented across all three Divisions? Why or why not?						
P5	If best practices cannot be universally implemented, what are the identified impediments?						

B5: PEAR #5 – Pollution Prevention / Good Housekeeping Program

Question Number	Question	Airports		Harbors		Highways	
		Kahului Airport Small MS4 Permit HI 14KE349	Honolulu International Airport Individual Permit HI S000005	Honolulu Harbor Small MS4 Permit HI 03KB482	Kalaeloa Barbers Point Harbor Small MS4 Permit HI 03KB488	Maui District Small MS4 Permit HI 14KE352	Oahu District Individual Permit HI S000001
A	**Infrastructure Mapping and Characterization**						
A1	Does the permittee have a map showing all inlets, outfalls, storm drain conduits, stormwater management facilities, and receiving water bodies?						
A2	Does this map include catch basins and structural stormwater controls?						
A3	Is the map readily available and used by maintenance field staff when performing maintenance activities?						
A4	Is the map in hard copy format only or is it also in a geographic information system (GIS)?						
A5	Are infrastructure assets or components named or numbered to better track necessary maintenance and repairs?						
A6	Is information regarding stormwater infrastructure maintained in a database or mapping system? What types of data are maintained?						
A6a	Type of structure or asset						
A6b	Location (address, latitude/longitude)						
A6c	Photo						
A6d	Date built						
A6e	Date last inspected						
A6f	Date last cleaned/maintained						
B	**Catch Basin Cleaning**						
B1	Does the permittee have a schedule for routine maintenance or cleaning of catch basins?						
B1a	How many are cleaned and how often?						
B1b	Has the permittee targeted certain areas for more frequent maintenance?						
B1c	Does the permittee set goals for how many basins are inspected and cleaned each year?						
B1d	How does the permittee track and record cleaning and maintenance needs?						
B1e	What information is documented? Does the permittee track which catch basins are cleaned, how much material is removed, and so forth?						
B1f	How does the permittee use the data collected to further its program or evaluate program effectiveness? Are the data used to help prioritize cleaning frequency? Are they used to identify areas for targeted outreach?						
B2	What are the permittee's procedures for disposing of waste removed from catch basins or storm drains?						
B2a	Does the permittee flush material that could potentially discharge to surface water?						
B2b	If the material is removed using a wet vacuum, how is the material dewatered? How is the decanted water disposed?						
B3	Does the permittee have a schedule for routine maintenance or inspection of storm drain pipes?						
B4	What are the permittee's maintenance procedures for cleaning clogged storm drain pipes?						
C	**Stormwater Management Structures**						
C1	Are catch basins and other inlet structures marked so that the public knows they drain to surface waters?						

Question Number	Question	Airports		Harbors		Highways	
		Kahului Airport Small MS4 Permit HI 14KE349	Honolulu International Airport Individual Permit HI S000005	Honolulu Harbor Small MS4 Permit HI 03KB482	Kalaeloa Barbers Point Harbor Small MS4 Permit HI 03KB488	Maui District Small MS4 Permit HI 14KE352	Oahu District Individual Permit HI S000001
C2	Has the permittee inventoried the type and location of public stormwater management structures in its jurisdiction? How are the data collected and stored?						
C2a	Pump stations						
C2b	Drainage structures (debris basins, detention basins, regional ponds, etc.)						
C2c	Structural treatment controls						
C2d	Open channels						
C3	How is vegetation maintained in grassed swales, rain gardens, pond perimeters, and other vegetated stormwater controls?						
C4	Has the permittee mapped private stormwater management structures?						
C5	How often are these facilities inspected?						
C6	Are the stormwater management structures regularly maintained by the permittee?						
C6a	Are records kept of material and debris removed during maintenance?						
C6b	How is maintenance conducted? Are chemicals used to maintain vegetation and pests?						
C7	How does the permittee use the data collected to further its program or evaluate program effectiveness? Are the data used to help prioritize cleaning frequency? Are they used to identify areas for targeted outreach based on type and volume of materials removed?						
D	**Street Sweeping**						
D1	Does the permittee regularly sweep streets? Public parking lots?						
D2	What is the schedule for street sweeping?						
D3	Are areas scheduled for sweeping based on aesthetics only or is consideration given for reducing impacts on the stormwater management infrastructure and surface water?						
D4	What types of sweepers are used? Wet or dry?						
D5	How is street-sweeping debris disposed? If the debris is dewatered, how is this done? How is the decanted water disposed?						
D6	Are records kept of the amount of debris collected?						
D7	How does the permittee use the data collected to further its program or evaluate program effectiveness? Are the data used to help prioritize cleaning frequency?						
E	**Public Streets, Roads and Highway Maintenance**						
E1	What types of public streets, roads, and highways operation and maintenance practices and procedures are performed by the permittee?						
E2	Are BMPs used by field crews to minimize stormwater impacts during road maintenance or repair activities?						
E3	What types of BMPs are used? Discuss BMPs used for such activities as:						
E3a	Ditch cleaning						
E3b	Sidewalk repair						
E3c	Asphalt patching						
E3d	Curb and gutter repair						
E3e	Street striping						

Question Number	Question	Airports		Harbors		Highways	
		Kahului Airport Small MS4 Permit HI 14KE349	Honolulu International Airport Individual Permit HI S000005	Honolulu Harbor Small MS4 Permit HI 03KB482	Kalaeloa Barbers Point Harbor Small MS4 Permit HI 03KB488	Maui District Small MS4 Permit HI 14KE352	Oahu District Individual Permit HI S000001
E3f	Sign painting						
E3g	Maintaining dirt and gravel roads (preventing erosion, dust control)						
F	**Facility Inventory**						
F1	Does the permittee have an inventory of public facilities? At a minimum, this list should include the following, as applicable:						
F1a	Public works yards						
F1b	Public transit facilities						
F1c	Wastewater and domestic water treatment plants						
F1d	Sanitary sewer system overflow locations						
F1e	Public parks/open areas						
F1f	Public parking lots						
F1g	Public buildings						
F1h	Landfills and hazardous waste disposal sites, transfer locations, or storage facilities						
F2	Have the facilities been inspected and assessed for water quality impacts?						
F3	Are any facilities required to apply for coverage under a general industrial permit? Do these facilities have SWPPPs?						
G	**Chemical and Hazardous Material Use and Disposal**						
G1	What types of chemicals or hazardous materials are used by the permittee?						
G2	Where are these materials stored?						
G3	Has the permittee implemented an alternative materials program to reduce the use of hazardous materials?						
G4	Has the permittee implemented an inventory reduction program to reduce the quantity of chemicals and hazardous materials stored and used?						
G5	Does the permittee have a household hazardous waste collection center for the public?						
G5a	Are records of the quantity of materials collected maintained by type of material?						
G5b	How does the permittee notify the public of these sites?						
G6	Does the permittee have special household hazardous waste collection days?						
G7	How does the permittee use the data collected to further its program or evaluate program effectiveness? Are the data used to help prioritize maintenance frequency? Are they used to identify areas of targeted outreach?						
H	**Pesticide, Herbicide and Fertilizer Application and Management**						
H1	What kind of program has been established to address pollutants associated with the application of pesticides, herbicides, and fertilizer at public facilities?						
H2	Are the permittee's fertilizer/pesticide applicators certified? Are permits or other certifications required?						
H3	Where are the chemicals stored? Are appropriate procedures and secondary containment followed?						
H4	Is there a pesticide/fertilizer application plan?						
H5	Does the permittee practice integrated pest management (IPM) or use alternatives to pesticides?						

Question Number	Question	Airports		Harbors		Highways	
		Kahului Airport Small MS4 Permit HI 14KE349	Honolulu International Airport Individual Permit HI S000005	Honolulu Harbor Small MS4 Permit HI 03KB482	Kalaeloa Barbers Point Harbor Small MS4 Permit HI 03KB488	Maui District Small MS4 Permit HI 14KE352	Oahu District Individual Permit HI S000001
H6	How does the permittee implement alternative landscaping to minimize the use of fertilizers and pesticides?						
H7	What types of educational activities does the permittee conduct for applicators?						
H8	What types of BMPs are used during application of pesticides in public rights-of-way?						
H9	What types of BMPs are used during application of pesticides at municipal facilities such as parks?						
I	**Municipal Staff**						
I1	Have standard operating procedures or their equivalent been developed to ensure that municipal field staff integrate stormwater quality BMPs into their daily activities?						
I2	Have BMPs or standards been officially adopted by the permittee for use by municipal field staff?						
I3	What reference materials or guidance documents are provided to field staff regarding BMP specifications and details?						
I4	How does the permittee ensure that staff are fulfilling their responsibilities as outlined in standard operating procedures? Do managers provide oversight on a regular basis?						
J	**Contracted Services Staff**						
J1	Does the permittee require contractors to incorporate stormwater quality BMPs into their activities?						
J2	How are BMPs required? Are the requirements outlined in requests for proposals? Are they included in contracts?						
J3	Have BMPs or standards been officially adopted by the permittee for use by contractual staff?						
J4	What reference materials or guidance documents are provided to contractual staff regarding BMP specifications and details?						
J5	How does the permittee ensure that contractors are fulfilling their responsibilities as outlined in their contracts? Are inspections performed? Are periodic reports submitted?						
K	**Training and Education**						
K1	What type of general stormwater training is provided to staff that are not involved in field activities? How often?						
K2	How are new employees trained?						
K3	What types of activity-specific training is provided to field staff? Is information on specific BMPs provided?						
K4	Is any training provided to contract staff?						
L	**Consent Decree Questions**						
L1a	Have activities been identified that may be outmoded, ineffective, insufficient, or excessively burdensome?						
L1b	What are recommendations to modify, streamline, or expand such activities in accordance with what has been learned?						
L2a	Have deficiencies or potential violations been identified?						
L2b	What are recommendations for correcting these deficiencies or potential violations?						
L3	Have best practices and opportunities for information/technology transfer to be applied across all Divisions been identified? If so, describe.						

Question Number	Question	Airports		Harbors		Highways	
		Kahului Airport Small MS4 Permit HI 14KE349	Honolulu International Airport Individual Permit HI S000005	Honolulu Harbor Small MS4 Permit HI 03KB482	Kalaeloa Barbers Point Harbor Small MS4 Permit HI 03KB488	Maui District Small MS4 Permit HI 14KE352	Oahu District Individual Permit HI S000001
L4	Can identified best practices be universally implemented across all three Divisions? Why or why not?						
L5	If best practices cannot be universally implemented, what are the identified impediments?						

B6: PEAR #6 – Staffing, Funding, Organizational Structure, Availability of Resources, and Storm Water Program Sustainability

Question Number	Question	Airports		Harbors		Highways	
		Kahului Airport Small MS4 Permit HI 14KE349	Honolulu International Airport Individual Permit HI S000005	Honolulu Harbor Small MS4 Permit HI 03KB482	Kalaeloa Barbers Point Harbor Small MS4 Permit HI 03KB488	Maui District Small MS4 Permit HI 14KE352	Oahu District Individual Permit HI S000001
A	**SWMP Planning Documents**						
A1	Has a SWMP Plan been developed? If so, when? Last revised?						
A2	Is there a schedule for revision of the SWMP plan?						
A3	Is there an additional MS4-wide document, plan, or program? Who developed it?						
A4	How were internal and external stakeholders included in the development or revision of the SWMP plan?						
B	**Staff Inventory and Organization**						
B1	Does the permittee have a person designated to lead and coordinate the stormwater program and activities?						
B2	Does the SWMP planning document include an organization chart listing responsible parties for each SWMP component?						
C	**Performance Standards or Goals**						
C1	Has the permittee established measurable goals or performance standards for program components?						
C2	If performance standards have been established, are they measurable or are they essentially BMP recommendations with level of service (i.e., number of miles swept) requirements?						
C3	Does the permittee attempt to quantify or assess a program or a BMP's water quality impact or effectiveness as opposed to merely tracking level of service?						
D	**Prioritization of Resources**						
D1	Has the permittee identified specific pollutants of concern for its local water bodies?						
D2	Are these pollutants of concern consistent with priorities identified in the 303(d)-listed impairments for local water bodies?						
D3	Are these pollutants of concern consistent with any water quality monitoring data or studies conducted by the permittee or another agency?						
D4	Has the permittee developed strategies to specifically address those pollutants?						
D5	How does the permittee decide on program priorities? Are these reassessed periodically?						
D6	Does the SWMP include a schedule of activities?						
D7	Does the MS4 discharge to a water body on the state's list of impaired waters?						
D7a	What pollutants are identified on the list?						
D7b	Has stormwater been identified as a source?						
D7c	Does the SWMP specifically address this pollutant?						
D7d	Does the SWMP identify BMPs specifically for sources or discharges to the listed water body						
D8	Has a TMDL been developed for a water body to which the MS4 discharges and for which stormwater has been identified as a pollutant source?						
D8a	What pollutants are addressed in the TMDL?						
D8b	Does the TMDL specifically address (or include wasteload allocations for) stormwater?						
D8c	Has the corrective action plan or other planning to address TMDLs been reviewed for integration with the SWMP?						

Question Number	Question	Airports		Harbors		Highways	
		Kahului Airport Small MS4 Permit HI 14KE349	Honolulu International Airport Individual Permit HI S000005	Honolulu Harbor Small MS4 Permit HI 03KB482	Kalaeloa Barbers Point Harbor Small MS4 Permit HI 03KB488	Maui District Small MS4 Permit HI 14KE352	Oahu District Individual Permit HI S000001
D8d	Does the permittee's stormwater program address the pollutants of concern identified in the TMDL?						
D9	Is the permittee participating in any watershed planning efforts?						
D10	Have any goals been developed based on watershed issues, strategies, or challenges?						
D11	Has the permittee established a set of indicators or parameters to assess progress toward meeting the goal(s) of the watershed plan?						
D12	Is the permittee's stormwater program implemented on a watershed basis?						
E	**Assessment and Evaluation of Programs**						
E1	Does the permittee regularly measure progress against the established performance standards and goals?						
E2	Are the goals quantifiable?						
E3	Is the permittee analyzing data in the annual report to identify program activities that may need to change to address problem areas?						
E4	Has the SWMP been altered based on this evaluation?						
F	**Assessment and Evaluation of BMPs**						
F1	Is the permittee able to track both structural BMPs and non-structural BMPs and activities?						
F2	Has the permittee set measurable goals or performance standards to evaluate individual BMPs and activities or suites of BMPs that address a particular pollutant source?						
F3	Is there a process to evaluate or revise individual BMPs and suites of BMPs when receiving water outcomes or endpoints are not being met?						
F4	Do assessments evaluate impacts of BMPs on ground water?						
F5	Is the permittee analyzing data in the annual report to identify individual BMPs or suites of BMPs that may need to change to address problem areas?						
G	**Assessment and Evaluation of Water Quality**						
G1	Has the permittee documented environmental, water quality, stream corridor, habitat, or other types of improvements?						
G2	Has the permittee estimated reductions in pollutant loadings from the MS4 or other quantifiable water quality benefits expected as the result of the municipal stormwater program?						
H	**Dry & Wet Weather Outfall Screening and Monitoring (If Applicable)**						
H1	Does the permittee conduct dry or wet weather screening at outfalls to characterize stormwater flows from the MS4?						
H2	Does the permittee have written screening procedures?						
H3	What is the permittee's schedule for screening the sites?						
H4	Are parts of the permit area prioritized for screening based on incidents of illicit discharges, land use, dumping reports, etc.?						
H5	What parameters are being tested?						
H6	How does the permittee prioritize sites for follow-up (e.g., magnitude and nature of suspected discharge)?						

Question Number	Question	Airports		Harbors		Highways	
		Kahului Airport Small MS4 Permit HI 14KE349	Honolulu International Airport Individual Permit HI S000005	Honolulu Harbor Small MS4 Permit HI 03KB482	Kalaeloa Barbers Point Harbor Small MS4 Permit HI 03KB488	Maui District Small MS4 Permit HI 14KE352	Oahu District Individual Permit HI S000001
H7	Who conducts the sampling? What kind of training have sampling personnel received?						
H8	What type of records are kept?						
H8a	Analytical results						
H8b	Date and duration (in hours) of the storm events sampled (rainfall data)						
H8c	Rainfall measurements or estimates (in inches) of the storm event which generated the sampled runoff (rainfall data)						
H8d	Duration (in hours) of the storm event sampled and the end of the previous measurable (greater than 0.1 inch rainfall) storm event (rainfall data)						
H8e	Estimate of the total flow of the discharge sampled (stage and velocity)						
H9	What analytical methods are used (i.e., 40 CFR Part 136)?						
H10	What are the results of the initial sampling and analysis?						
H11	Has the permittee made any changes to the monitoring program based on past results and experience?						
H12	How have monitoring results been used to assess program components?						
H13	Are monitoring data used to estimate pollutant loads for a TMDL?						
I	**Biological Monitoring (If Applicable)**						
I1	Does the permittee perform biological sampling?						
I2	Has a plan been developed to conduct biological sampling? If so, does the plan include the following:						
I2a	Identification of sampling stations and rationale for selection						
I2b	Location of known major MS4 outfalls discharging to water bodies in which sampling stations were chosen						
I2c	Land use activities near sampling stations						
I2d	Frequency of monitoring						
I3	Who conducts biological sampling and what training have they received?						
I4	Has the permittee made any changes to the monitoring program based on past results and experience?						
I5	How have monitoring results been used to assess program components?						
J	**Ambient Monitoring (If Applicable)**						
J1	Does the permittee conduct ambient monitoring to characterize water quality conditions in receiving waters?						
J2	How were the sampling sites selected?						
J3	Is sampling conducted both during dry weather and wet weather?						
J4	What is the frequency of sampling?						
J5	What parameters are analyzed? What sampling and analytical methods have been used?						
J6	Does the permittee have a written protocol or procedures for this sampling program?						
J7	Who conducts the sampling and what training have they received?						
J8	Has the permittee made any changes to the monitoring program based on past results and experience?						

Question Number	Question	Airports		Harbors		Highways	
		Kahului Airport Small MS4 Permit HI 14KE349	Honolulu International Airport Individual Permit HI S000005	Honolulu Harbor Small MS4 Permit HI 03KB482	Kalaeloa Barbers Point Harbor Small MS4 Permit HI 03KB488	Maui District Small MS4 Permit HI 14KE352	Oahu District Individual Permit HI S000001
J9	How have monitoring results been used to assess program components?						
J10	Are monitoring data used to estimate pollutant loads for a TMDL?						
K	**Data Collection and Reporting**						
K1	What reporting requirements are included in the MS4 NPDES permit?						
K2	For co-permittees or Phase II permittees that rely on other entities to implement required elements of the program, how are data provided or reported?						
K3	How are the required data collected, tracked, and reported?						
K3a	Is there a database?						
K3b	Are there reporting forms?						
K4	Are there internal reporting deadlines within the municipal program structure?						
K5	Are the appropriate data being collected by the permittee to be able to measure effectiveness and determine if performance standards are being met?						
K6	How are data disseminated to those who use them, if at all?						
L	**Consent Decree Questions**						
L1a	Have activities been identified that may be outmoded, ineffective, insufficient, or excessively burdensome?						
L1b	What are recommendations to modify, streamline, or expand such activities in accordance with what has been learned?						
L2a	Have deficiencies or potential violations been identified?						
L2b	What are recommendations for correcting these deficiencies or potential violations?						
L3	Have best practices and opportunities for information/technology transfer to be applied across all Divisions been identified? If so, describe.						
L4	Can identified best practices be universally implemented across all three Divisions? Why or why not?						
L5	If best practices cannot be universally implemented, what are the identified impediments?						

Appendix C

PEAR 1 through 6 Schedule

C1: PEAR #1 – Schedule for Post-Construction / Permanent Best Management Practices

Appendix C1: Schedule for PEAR #1 – Post-Construction / Permanent Best Management Practices

1. Notice of Audit

- Within 7 Days of AWPC
- Within 7 Days of Last Milestone
- By Wednesday 22 March 2017

2. Records Request

- Within 14 Days of AWPC
- Within 7 Days of Last Milestone
- By Wednesday 29 March 2017

3. Fulfillment of Records Request

- Within 43 Days of AWPC
- Within 29 Days of Last Milestone
- By Thursday 27 April 2017

4. Records Review Complete

- Within 57 Days of AWPC
- Within 14 Days of Last Milestone
- By Thursday 11 May 2017

5. Pre-Onsite Evaluation Conference Call

- Within 64 Days of AWPC
- Within 7 Days of Last Milestone
- By Thursday 18 May 2017

6. Completion of Onsite Evaluation

- Within 82 Days of AWPC
- Within 18 Days of Last Milestone
- By Monday 5 June 2017

The table below provides a preliminary schedule for the onsite evaluation week.

Appendix C1: Schedule for PEAR #1 – Post-Construction / Permanent Best Management Practices

Airports		Harbors		Highways	
Kahului Airport **Small MS4 Permit** **HI 4KE349**	**Honolulu International Airport** **Individual Permit** **HI S000005**	**Honolulu Harbor** **Small MS4 Permit** **HI 03KB482**	**Kalaeloa Barbers Point Harbor** **Small MS4 Permit** **HI 03KB488**	**Maui District** **Small MS4 Permit** **HI 14KE352**	**Oahu District** **Individual Permit** **HI S000001**
76 Days After AWPC Tuesday 30 May 2017 **8am – 9am** Kickoff Meeting [See Note (a)] **9am – 11am** Onsite Evaluation [See Note (b)] *BMP 1:* OGG CONRAC, location tentative *BMP 2:* Wash rack, location tentative [An additional BMP will be inspected only if one is installed by this time] **11am – 12pm** Debrief Meeting [See Note (c)]	77 Days After AWPC Wednesday 31 May 2017 **8am – 9am** Kickoff Meeting [See Note (a)] **9am – 11am** Onsite Evaluation [See Note (b)] *BMP 1:* Pervious pavement and bioswale systems, NDWP New Employee Parking Lots at Elliott St. *BMP 2:* Contech CDS 2025 System and FloGuard drop inlet filtration insert, NDWP Diamondhead Site Improvements, GSE Lot fronting Hardstand 3 *BMP 3:* Bioswale system, Kalewa St Storage Lots 1-6, Corner of Lagoon and Kalewa St. **11am – 12pm** Debrief Meeting [See Note (c)]	79 Days After AWPC Friday 2 June 2017 **8am – 9am** Kickoff Meeting [See Note (a)] **9am – 11am** Onsite Evaluation [See Note (b)] *BMP 1*: Alaska Marine Lines, Pier 29 *BMP 2:* Matson Auto Facility, Pier 32 *BMP 3:* HC&D Facility, Pier 60 Replaced with UH Marine Center Pier 35, per 4-18-17 Call with Spencer Yim **11am – 12pm** Debrief Meeting [See Note (c)]	82 Days After AWPC Monday 5 June 2017 **8am – 9am** Kickoff Meeting [See Note (a)] **9am – 11am** Onsite Evaluation [See Note (b)] *BMP 1:* GLP Asphalt Facility [Additional BMPs will be inspected only if they are installed by this time] Spencer Yim confirmed via phone on 4-18-17 that no additional BMPs have been installed. **11am – 12pm** Debrief Meeting [See Note (c)]	76 Days After AWPC Tuesday 30 May 2017 **1pm – 2pm** Kickoff Meeting [See Note (a)] **2pm – 4pm** Onsite Evaluation [See Note (b)] [BMPs will be inspected only if they are installed by this time] See Records Request. No BMPs to inspect. Meeting only. **4pm – 5pm** Debrief Meeting [See Note (c)]	78 Days After AWPC Thursday 1 June 2017 **8am – 9am** Kickoff Meeting [See Note (a)] **9am – 11am** Onsite Evaluation [See Note (b)] *BMP 1:* University Ave. Bioswales, In median of H-1 ramps to University Ave. on makai side of freeway *BMP 2:* Fort Weaver Rd. CDS Units, Fort Weaver Rd., Ewa *BMP 3:* Luluku Storm Water Treatment System, H-3/Likelike interchange, Kaneohe **11am – 12pm** Debrief Meeting [See Note (c)]

Notes:
(a) MS4 Permit Coordinators will have the opportunity to present information on their program during the Kickoff Meeting. At least a half hour should be available for MS4 Permit Coordinators (or their designees) to present.

(b) The Audit Team will then verify that up to three (3) structural and source control BMPs approved by each permittee and subject to post-construction requirements were installed and are being maintained properly in the field. Approved plans and inspection records for each BMP will have been reviewed ahead of the onsite evaluation (during the records review period). The BMPs identified in this Appendix are preliminary and are subject to modification.

(c) The Debrief Meeting will be limited to discussing any findings that need clarification and any required communication moving forward.

7. End of Post-Onsite Evaluation Review Period

- Within 90 Days of AWPC
- **Consent Decree Deadline:** Within 90 Days of AWPC
- Within 8 Days of Last Milestone
- By Tuesday 13 June 2017

8. Completion of Draft PEAR & Distribution to MS4 Permit Coordinators

- Within 135 Days of AWPC
- **Consent Decree Deadline:** Within 135 Days of AWPC
- Within 45 Days of Last Milestone
- By Friday 28 July 2017

9. Written Request for Clarification and Corrections MS4 Permit Coordinators to HDOT PM

- Within 162 Days of AWPC
- Within 27 Days of Last Milestone
- By Thursday 24 August 2017

10. Written Request for Clarification and Corrections HDOT PM to Audit PM

- Within 163 Days of AWPC[1]
- **Consent Decree Deadline:** Within 165 Days of AWPC
- Within 1 Days of Last Milestone
- By Friday 25 August 2017

11. Completion of Final PEAR

- Within 183 Days of AWPC[2]
- **Consent Decree Deadline:** 210 Days of AWPC
- Within 20 Days of Last Milestone
- By Thursday 14 September 2017

[1] This deadline is 2 days ahead of the CD Deadline as the CD Deadline falls on a Sunday.
[2] The main Audit Work Plan Section 5.3.3 provides an explanation of why this document is submitted ahead of the CD deadline.

C2: PEAR #2 – Schedule for Construction Site Runoff Control

1. Notice of Audit

- Within 190 Days of AWPC
- Within 7 Days of Last Milestone
- By Thursday 21 September 2017

2. Records Request

- Within 197 Days of AWPC
- Within 7 Days of Last Milestone
- By Thursday 28 September 2017

3. Fulfillment of Records Request

- Within 226 Days of AWPC
- Within 29 Days of Last Milestone
- By Friday 27 October 2017

4. Records Review Complete

- Within 239 Days of AWPC
- Within 13 Days of Last Milestone
- By Thursday 9 November 2017

5. Pre-Onsite Evaluation Conference Call

- Within 246 Days of AWPC
- Within 7 Days of Last Milestone
- By Thursday 16 November 2017

6. Completion of Onsite Evaluation

- Within 261 Days of AWPC
- Within 15 Days of Last Milestone
- By Friday 1 December 2017

The table below provides a preliminary schedule for the onsite evaluation week.

Appendix C2: Schedule for PEAR #2 - Construction Site Runoff Control

Airports		Harbors		Highways	
Kahului Airport **Small MS4 Permit** **HI 4KE349**	**Honolulu International Airport** **Individual Permit** **HI S000005**	**Honolulu Harbor** **Small MS4 Permit** **HI 03KB482**	**Kalaeloa Barbers Point Harbor** **Small MS4 Permit** **HI 03KB488**	**Maui District** **Small MS4 Permit** **HI 14KE352**	**Oahu District** **Individual Permit** **HI S000001**
257 Days After AWPC Monday 27 November 2017 **8am – 9am** Kickoff Meeting [See Note (a)] **9am – 11am** Onsite Evaluation [See Note (b)] *Construction Site #1:* OGG Consolidated Rent A Car Facility, Kahului Airport, Near Hemaloa St and Keolani Pl. *Construction Site #2:* OGG Vehicle Washrack Installation, AOA side, Near Cargo Building and Triturator **11am – 12pm** Debrief Meeting [See Note (c)]	258 Days After AWPC Tuesday 28 November 2017 **8am – 9am** Kickoff Meeting [See Note (a)] **9am – 11am** Onsite Evaluation [See Note (b)] *Construction Site #1:* HNL Consolidated Rent A Car Facility, Rent-A-Car Lots, Corner of Aolele, Rodgers, Paiea St. *Construction Site #2:* HNL NDWP IIT Mauka Extension, Mauka Interisland Terminal, Existing Commuter Air Terminal **11am – 12pm** Debrief Meeting [See Note (c)]	260 Days After AWPC Thursday 30 November 2017 **8am – 9am** Kickoff Meeting [See Note (a)] **9am – 11am** Onsite Evaluation [See Note (b)] *Construction Site #1:* New Kapalama Container Yard, Kapalama, Honolulu Harbor *Construction Site #2:* Piers 24-29 Utilities **11am – 12pm** Debrief Meeting [See Note (c)]	261 Days After AWPC Friday 1 December 2017 **8am – 9am** Kickoff Meeting [See Note (a)] **9am – 11am** Onsite Evaluation [See Note (b)] [Unable to forecast construction projects; will be re-contacted by Kennedy/Jenks Consultants closer to the date] **11am – 12pm** Debrief Meeting [See Note (c)]	257 Days After AWPC Monday 27 November 2017 **1pm – 2pm** Kickoff Meeting [See Note (a)] **2pm – 4pm** Onsite Evaluation [See Note (b)] *Construction Site #1:* Kuihelani Highway Resurfacing [An additional construction site will be inspected only if one is active at this time] **4pm – 5pm** Debrief Meeting [See Note (c)]	259 Days After AWPC Wednesday 29 November 2017 **8am – 9am** Kickoff Meeting [See Note (a)] **9am – 11am** Onsite Evaluation [See Note (b)] [Unable to forecast construction projects; will be re-contacted by Kennedy/Jenks Consultants closer to the date] **11am – 12pm** Debrief Meeting [See Note (c)]

Notes:
(a) MS4 Permit Coordinators will have the opportunity to present information on their program during the Kickoff Meeting. At least a half hour should be available for MS4 Permit Coordinators (or their designees) to present.

(b) The Audit Team will then accompany construction inspectors as they conduct up to two (2) inspections. The purpose of the field evaluation is to assess the permittee's construction inspection program—how knowledgeable the inspectors are about stormwater requirements and BMPs, how thorough of an inspection they conduct, and how they handle problems identified at construction sites. The construction sites identified in this Appendix are preliminary and are subject to modification.

(c) The Debrief Meeting will be limited to discussing any findings that need clarification and any required communication moving forward.

7. End of Post-Onsite Evaluation Review Period

- Within 268 Days of AWPC[1]
- **Consent Decree Deadline:** Within 270 Days of AWPC
- Within 7 Days of Last Milestone
- By Friday 8 December 2017

8. Completion of Draft PEAR & Distribution to MS4 Permit Coordinators

- Within 313 Days of AWPC[2]
- **Consent Decree Deadline:** Within 315 Days of AWPC
- Within 45 Days of Last Milestone
- By Monday 22 January 2018

9. Written Request for Clarification and Corrections
MS4 Permit Coordinators to HDOT PM

- Within 338 Days of AWPC
- Within 25 Days of Last Milestone
- By Friday 16 February 2018

10. Written Request for Clarification and Corrections
HDOT PM to Audit PM

- Within 342 Days of AWPC[2]
- **Consent Decree Deadline:** Within 345 Days of AWPC
- Within 4 Days of Last Milestone
- By Tuesday 20 February 2018

11. Completion of Final PEAR

- Within 362 Days of AWPC[3]
- **Consent Decree Deadline:** 390 Days of AWPC
- Within 20 Days of Last Milestone
- By Monday 12 March 2018

---

[1] This deadline is 2 days ahead of the CD Deadline as the CD Deadline falls on a Sunday.
[2] The deadline is ahead of the CD Deadline due to the required shift in the #7 deadline.
[3] The main Audit Work Plan Section 5.3.3 provides an explanation of why this document is submitted ahead of the CD deadline.

C3: PEAR #3 – Schedule for Public Outreach / Public Involvement

Appendix C3: Schedule for PEAR #3 - Public Outreach / Public Involvement Program

1. Notice of Audit

- Within 369 Days of AWPC
- Within 7 Days of Last Milestone
- By Monday 19 March 2018

2. Records Request

- Within 377 Days of AWPC
- Within 8 Days of Last Milestone
- By Tuesday 27 March 2018

3. Fulfillment of Records Request

- Within 420 Days of AWPC
- Within 43 Days of Last Milestone
- By Wednesday 9 May 2018

4. Records Review Complete

- Within 450 Days of AWPC
- **Consent Decree Deadline:** Within 450 Days of AWPC
- Within 30 Days of Last Milestone
- By Friday 8 June 2018

For this Program Element, the end of the records review period represents the completion of evaluation. No onsite evaluation will occur for this program element. It is expected that several conference calls between the Audit Team, HDOT PM, and MS4 Permit Coordinators may be conducted during the records review period. If requested by the Audit Team or MS4 Permit Coordinator, an in-person meeting may be scheduled during this period.

Airports		Harbors		Highways	
Kahului Airport **Small MS4 Permit** **HI 4KE349**	**Honolulu International Airport** **Individual Permit** **HI S000005**	**Honolulu Harbor** **Small MS4 Permit** **HI 03KB482**	**Kalaeloa Barbers Point Harbor** **Small MS4 Permit** **HI 03KB488**	**Maui District** **Small MS4 Permit** **HI 14KE352**	**Oahu District** **Individual Permit** **HI S000001**
Between 19 March 2018 and 8 June 2018, conference calls and in-person meetings will be scheduled as needed.	Between 19 March 2018 and 8 June 2018, conference calls and in-person meetings will be scheduled as needed.	Between 19 March 2018 and 8 June 2018, conference calls and in-person meetings will be scheduled as needed.	Between 19 March 2018 and 8 June 2018, conference calls and in-person meetings will be scheduled as needed.	Between 19 March 2018 and 8 June 2018, conference calls and in-person meetings will be scheduled as needed.	Between 19 March 2018 and 8 June 2018, conference calls and in-person meetings will be scheduled as needed.

5. – 7. Not Applicable (See #4)

8. Completion of Draft PEAR & Distribution to MS4 Permit Coordinators

- Within 495 Days of AWPC
- **Consent Decree Deadline:** Within 495 Days of AWPC
- Within 45 Days of Last Milestone
- By Monday 23 July 2018

9. Written Request for Clarification and Corrections
MS4 Permit Coordinators to HDOT PM

- Within 523 Days of AWPC
- Within 28 Days of Last Milestone
- By Monday 20 August 2018

10. Written Request for Clarification and Corrections
HDOT PM to Audit PM

- Within 525 Days of AWPC
- **Consent Decree Deadline:** Within 525 Days of AWPC
- Within 2 Days of Last Milestone
- By Wednesday 22 August 2018

11. Completion of Final PEAR

- Within 545 Days of AWPC[1]
- **Consent Decree Deadline:** 570 Days of AWPC
- Within 20 Days of Last Milestone
- By Tuesday 11 September 2018

[1] The main Audit Work Plan Section 5.3.3 provides an explanation of why this document is submitted ahead of the CD deadline.

C4: PEAR #4 – Schedule for Illicit Discharge Detection and Elimination (IDDE) Program Element and Industrial Commercial Activities/Tenant (I/C) Program

Appendix C4: Schedule for PEAR #4 - Illicit Discharge Detection and Elimination Program Element and Industrial Commercial Activities/Tenant Program

1. Notice of Audit

- Within 552 Days of AWPC
- Within 7 Days of Last Milestone
- By Tuesday 18 September 2018

2. Records Request

- Within 559 Days of AWPC
- Within 7 Days of Last Milestone
- By Tuesday 25 September 2018

3. Fulfillment of Records Request

- Within 583 Days of AWPC
- Within 24 Days of Last Milestone
- By Friday 19 October 2018

4. Records Review Complete

- Within 597 Days of AWPC
- Within 14 Days of Last Milestone
- By Friday 2 November 2018

5. Pre-Onsite Evaluation Conference Call

- Within 604 Days of AWPC
- Within 7 Days of Last Milestone
- By Friday 9 November 2018

6. Completion of Onsite Evaluation

- Within 623 Days of AWPC
- Within 19 Days of Last Milestone
- By Wednesday 28 November 2018

The table below provides a preliminary schedule for the onsite evaluation period.

Appendix C4: Schedule for PEAR #4 - Illicit Discharge Detection and Elimination Program Element and Industrial Commercial Activities/Tenant Program

Airports		Harbors		Highways	
Kahului Airport **Small MS4 Permit** **HI 4KE349**	**Honolulu International Airport** **Individual Permit** **HI S000005**	**Honolulu Harbor** **Small MS4 Permit** **HI 03KB482**	**Kalaeloa Barbers Point Harbor** **Small MS4 Permit** **HI 03KB488**	**Maui District** **Small MS4 Permit** **HI 14KE352**	**Oahu District** **Individual Permit** **HI S000001**
614 Days After AWPC Monday 19 November 2018 **8am – 9am** IDDE Kickoff Meeting [See Note (a)] **9am – 11am** IDDE Onsite Evaluation [See Note (b)] *Outfall #1:* Near baseyard, Keolani Place *Outfall #2:* Sampling #G, Basin G **11am – 12pm** IDDE Debrief Meeting [See Note (d)] **12pm – 1pm** LUNCH **1pm – 2pm** I/C Kickoff Meeting [See Note (a)] **2pm – 4pm** I/C Onsite Evaluation [See Note (c)] *I/C Facility #1:* UPS, 9682 Hemaloa Pl. *I/C Facility #2:* ASIC-HFFC, 761 Kaonawai Pl. **4pm – 5pm** I/C Debrief Meeting [See Note (d)]	616 Days After AWPC Wednesday 21 November 2018 **8am – 9am** IDDE Kickoff Meeting [See Note (a)] **9am – 11am** IDDE Onsite Evaluation [See Note (b)] *Outfall #1:* Near Iolana Place, Off Lagoon Drive *Outfall #2:* Aolewa Place, Near Access A **11am – 12pm** IDDE Debrief Meeting [See Note (d)] **12pm – 1pm** LUNCH **1pm – 2pm** I/C Kickoff Meeting [See Note (a)] **2pm – 4pm** I/C Onsite Evaluation [See Note (c)] *I/C Facility #1:* UPS, 128 Mokuea Pl. *I/C Facility #2:* United Airlines, 110 Lauhoe Pl. **4pm – 5pm** I/C Debrief Meeting [See Note (d)]	621 Days After AWPC Monday 26 November 2018 **8am – 9am** IDDE Kickoff Meeting [See Note (a)] **9am – 11am** IDDE Onsite Evaluation [See Note (b)] *Outfall #1:* SDDH035050, Pier 38 *Outfall #2:* SDDH0517960, Pier 51 **11am – 12pm** IDDE Debrief Meeting [See Note (d)] **12pm – 1pm** LUNCH **1pm – 2pm** I/C Kickoff Meeting [See Note (a)] **2pm – 4pm** I/C Onsite Evaluation [See Note (c)] *I/C Facility #1:* Young Brothers Maintenance Facility, Pier 39 *I/C Facility #2:* Matson Maintenance Facility, Piers 52-53 **4pm – 5pm** I/C Debrief Meeting [See Note (d)]	622 Days After AWPC Tuesday 27 November 2018 **8am – 9am** IDDE Kickoff Meeting [See Note (a)] **9am – 11am** IDDE Onsite Evaluation [See Note (b)] *Outfall #1:* SDDBP043660, Pier P-4 [Outfall #1 is the only accessible outfall at this harbor, due to safety concerns] **11am – 12pm** IDDE Debrief Meeting [See Note (d)] **12pm – 1pm** LUNCH **1pm – 2pm** I/C Kickoff Meeting [See Note (a)] **2pm – 4pm** I/C Onsite Evaluation [See Note (c)] *I/C Facility #1:* Marisco *I/C Facility #2:* Grace Pacific **4pm – 5pm** I/C Debrief Meeting [See Note (d)]	615 Days After AWPC Tuesday 20 November 2018 **8am – 9am** IDDE Kickoff Meeting [See Note (a)] **9am – 11am** IDDE Onsite Evaluation [See Note (b)] *Outfall #1:* Outlet No. 1 *Outfall #2:* DP3 **11am – 12pm** IDDE Debrief Meeting [See Note (d)] **12pm – 1pm** LUNCH [I/C Program not evaluated, as Maui Highways does not have an I/C Program]	623 Days After AWPC Wednesday 28 November 2018 **8am – 9am** IDDE Kickoff Meeting [See Note (a)] **9am – 11am** IDDE Onsite Evaluation [See Note (b)] *Outfall #1:* PID 304162 Jarrett White Rd., north of Mahiole St., *Outfall #2:* PID 301831, Kaahele St., north of Moanalua Rd. **11am – 12pm** IDDE Debrief Meeting [See Note (d)] **12pm – 1pm** LUNCH **1pm – 2pm** I/C Kickoff Meeting [See Note (a)] **2pm – 4pm** I/C Onsite Evaluation [See Note (c)] *I/C Facility #1:* First Hawaiian Bank, 94-205 Leoku St., Waipahu, HI *I/C Facility #2:* CM Recycling, 204 Sand Island Access Rd., Honolulu, HI **4pm – 5pm** I/C Debrief Meeting [See Note (d)]

Notes:
(a) MS4 Permit Coordinators will have the opportunity to present information on their program during the Kickoff Meetings. At least a half hour should be available for MS4 Permit Coordinators (or their designees) to present.

(b) Illicit Discharge Detection and Elimination (IDDE) Program: The Audit Team will accompany inspectors in the field as they conduct up to two (2) dry-weather outfall screenings. The outfalls identified in this Appendix are preliminary and are subject to modification.

(c) Industrial/Commercial (I/C) Program: The Audit Team will accompany inspectors in the field as they inspect up to two (2) industrial/commercial facilities. The facilities identified in this Appendix are preliminary and are subject to modification.

(d) The Debrief Meeting will be limited to discussing any findings that need clarification and any required communication moving forward.

7. End of Post-Onsite Evaluation Review Period
- Within 630 Days of AWPC
- **Consent Decree Deadline:** Within 630 Days of AWPC
- Within 7 Days of Last Milestone
- By Wednesday 5 December 2018

8. Completion of Draft PEAR & Distribution to MS4 Permit Coordinators
- Within 674 Days of AWPC[1]
- **Consent Decree Deadline:** Within 675 Days of AWPC
- Within 44 Days of Last Milestone
- By Friday 18 January 2019

9. Written Request for Clarification and Corrections
MS4 Permit Coordinators to HDOT PM
- Within 700 Days of AWPC
- Within 26 Days of Last Milestone
- By Wednesday 13 February 2019

10. Written Request for Clarification and Corrections
HDOT PM to Audit PM
- Within 702 Days of AWPC[2]
- **Consent Decree Deadline:** Within 705 Days of AWPC
- Within 2 Days of Last Milestone
- By Friday 15 February 2019

11. Completion of Final PEAR
- Within 723 Days of AWPC[3]
- **Consent Decree Deadline:** 750 Days of AWPC
- Within 21 Days of Last Milestone
- By Friday 8 March 2019

[1] This deadline is 1 day ahead of the CD Deadline as the CD Deadline falls on a Saturday.
[2] The deadline is ahead of the CD Deadline due to the required shift in the #8 deadline.
[3] The main Audit Work Plan Section 5.3.3 provides an explanation of why this document is submitted ahead of the CD deadline.

C5: PEAR #5 – Schedule for Pollution Prevention / Good Housekeeping Program

Appendix C5: Schedule for PEAR #5: Pollution Prevention / Good Housekeeping Program

1. Notice of Audit

- Within 730 Days of AWPC
- Within 7 Days of Last Milestone
- By Friday 15 March 2019

2. Records Request

- Within 737 Days of AWPC
- Within 7 Days of Last Milestone
- By Friday 22 March 2019

3. Fulfillment of Records Request

- Within 762 Days of AWPC
- Within 25 Days of Last Milestone
- By Tuesday 16 April 2019

4. Records Review Complete

- Within 776 Days of AWPC
- Within 14 Days of Last Milestone
- By Tuesday 30 April 2019

5. Pre-Onsite Evaluation Conference Call

- Within 783 Days of AWPC
- Within 7 Days of Last Milestone
- By Tuesday 7 May 2019

6. Completion of Onsite Evaluation

- Within 800 Days of AWPC
- Within 17 Days of Last Milestone
- By Friday 24 May 2019

The table below provides a preliminary schedule for the onsite evaluation week.

Appendix C5: Schedule for PEAR #5: Pollution Prevention / Good Housekeeping Program

Airports		Harbors		Highways	
Kahului Airport **Small MS4 Permit** **HI 4KE349**	**Honolulu International Airport** **Individual Permit** **HI S000005**	**Honolulu Harbor** **Small MS4 Permit** **HI 03KB482**	**Kalaeloa Barbers Point Harbor** **Small MS4 Permit** **HI 03KB488**	**Maui District** **Small MS4 Permit** **HI 14KE352**	**Oahu District** **Individual Permit** **HI S000001**
796 Days After AWPC Monday 20 May 2019 **8am – 9am** Kickoff Meeting [See Note (a)] **9am – 11am** Onsite Evaluation [See Note (b)] *Facility #1:* OGG Baseyard, Keolani Pl. *Facility #2:* ARFF Station, Onsite **11am – 12pm** Debrief Meeting [See Note (c)]	797 Days After AWPC Tuesday 21 May 2019 **8am – 9am** Kickoff Meeting [See Note (a)] **9am – 11am** Onsite Evaluation [See Note (b)] *Facility #1:* HNL Baseyard, 2919 Aolele St. *Facility #2:* Crash Fire Station 2, off Lagoon Drive **11am – 12pm** Debrief Meeting [See Note (c)]	799 Days After AWPC Thursday 23 May 2019 **8am – 9am** Kickoff Meeting [See Note (a)] **9am – 11am** Onsite Evaluation [See Note (b)] *Facility #1:* Sand Island Baseyard, 48 Sand Island Access Road [DOT-HAR only operates one maintenance facility at Honolulu Harbor] **11am – 12pm** Debrief Meeting [See Note (c)]	800 Days After AWPC Friday 24 May 2019 **8am – 9am** Kickoff Meeting [See Note (a)] **9am – 11am** Onsite Evaluation [See Note (b)] *Facility #1:* Kalaeloa Storage Facility [DOT-HAR only operates one maintenance facility at Kalaeloa Harbor] **11am – 12pm** Debrief Meeting [See Note (c)]	796 Days After AWPC Monday 20 May 2019 **1pm – 2pm** Kickoff Meeting [See Note (a)] **2pm – 4pm** Onsite Evaluation [See Note (b)] *Facility #1:* HWY-M Kahului Baseyard, 650 Palapapa Dr. *Facility #2:* HAR-M Kahului Harbor, 103 Ala Luina St. **4pm – 5pm** Debrief Meeting [See Note (c)]	798 Days After AWPC Wednesday 22 May 2019 **8am – 9am** Kickoff Meeting [See Note (a)] **9am – 11am** Onsite Evaluation [See Note (b)] *Facility #1:* Kakoi Baseyard, 727 Kakoi St. *Facility #2:* Windward Baseyard, 45-889 Pookela St. **11am – 12pm** Debrief Meeting [See Note (c)]

Notes:
(a) MS4 Permit Coordinators will have the opportunity to present information on their program during the Kickoff Meeting. At least a half hour should be available for MS4 Permit Coordinators (or their designees) to present.

(b) After the Kickoff Meeting, the Audit Team will conduct a walk-through of up to two (2) permittee owned or operated facilities (maintenance yards, chemical storage facilities, etc.) with a facility supervisor and/or other key staff to verify that activities are performed as described in the SWMPP. The facilities identified in this Appendix are preliminary and are subject to modification.

(c) The Debrief Meeting will be limited to discussing any findings that need clarification and any required communication moving forward.

7. End of Post-Onsite Evaluation Review Period

- Within 810 Days of AWPC
- **Consent Decree Deadline:** Within 810 Days of AWPC
- Within 10 Days of Last Milestone
- By Tuesday 3 June 2019

8. Completion of Draft PEAR & Distribution to MS4 Permit Coordinators

- Within 855 Days of AWPC
- **Consent Decree Deadline:** Within 855 Days of AWPC
- Within 45 Days of Last Milestone
- By Thursday 18 July 2019

9. Written Request for Clarification and Corrections MS4 Permit Coordinators to HDOT PM

- Within 882 Days of AWPC
- Within 27 Days of Last Milestone
- By Wednesday 14 August 2019

10. Written Request for Clarification and Corrections HDOT PM to Audit PM

- Within 884 Days of AWPC[1]
- **Consent Decree Deadline:** Within 885 Days of AWPC
- Within 2 Day of Last Milestone
- By Friday 16 August 2019

11. Completion of Final PEAR

- Within 905 Days of AWPC[2]
- **Consent Decree Deadline:** 930 Days of AWPC
- Within 21 Days of Last Milestone
- By Friday 6 September 2019

[1] This deadline is 1 day ahead of the CD Deadline as the CD Deadline falls on a Saturday.
[2] The main Audit Work Plan Section 5.3.3 provides an explanation of why this document is submitted ahead of the CD deadline.

C6: PEAR #6 – Schedule for Staffing, Funding, Organizational Structure, Availability of Resources, and Storm Water Program Sustainability

Appendix C6: Schedule for PEAR #6 - Staffing, Funding, Organizational Structure, Availability of Resources, and Storm Water Program Sustainability

1. Notice of Audit

- Within 912 Days of AWPC
- Within 7 Days of Last Milestone
- By Friday 13 September 2019

2. Records Request

- Within 919 Days of AWPC
- Within 7 Days of Last Milestone
- By Friday 20 September 2019

3. Fulfillment of Records Request

- Within 961 Days of AWPC
- Within 42 Days of Last Milestone
- By Friday 1 November 2019

4. Records Review Complete

- Within 989 Days of AWPC[1]
- **Consent Decree Deadline:** Within 990 Days of AWPC
- Within 28 Days of Last Milestone
- By Friday 29 November 2019

For this Program Element, the end of the records review period represents the completion of evaluation. No onsite evaluation will occur for this program element. It is expected that several conference calls between the Audit Team, HDOT PM, and MS4 Permit Coordinators will be conducted during the records review period. If requested by the Audit Team or MS4 Permit Coordinator, an in-person meeting may be scheduled during this period.

Airports		Harbors		Highways	
Kahului Airport **Small MS4 Permit** **HI 4KE349**	**Honolulu International Airport** **Individual Permit** **HI S000005**	**Honolulu Harbor** **Small MS4 Permit** **HI 03KB482**	**Kalaeloa Barbers Point Harbor** **Small MS4 Permit** **HI 03KB488**	**Maui District** **Small MS4 Permit** **HI 14KE352**	**Oahu District** **Individual Permit** **HI S000001**
Between 13 September 2019 and 29 November 2019, conference calls and in-person meetings will be scheduled as needed.	Between 13 September 2019 and 29 November 2019, conference calls and in-person meetings will be scheduled as needed.	Between 13 September 2019 and 29 November 2019, conference calls and in-person meetings will be scheduled as needed.	Between 13 September 2019 and 29 November 2019, conference calls and in-person meetings will be scheduled as needed.	Between 13 September 2019 and 29 November 2019, conference calls and in-person meetings will be scheduled as needed.	Between 13 September 2019 and 29 November 2019, conference calls and in-person meetings will be scheduled as needed.

5. – 7. Not Applicable (See #4)

[1] This deadline is 1 day ahead of the CD Deadline as the CD Deadline falls on a Saturday.

8. Completion of Draft PEAR & Distribution to MS4 Permit Coordinators

- Within 1034 Days of AWPC[2]
- **Consent Decree Deadline:** Within 1035 Days of AWPC
- Within 45 Days of Last Milestone
- By Monday 13 January 2020

9. Written Request for Clarification and Corrections
MS4 Permit Coordinators to HDOT PM

- Within 1058 Days of AWPC
- Within 24 Days of Last Milestone
- By Thursday 6 February 2019

10. Written Request for Clarification and Corrections
HDOT PM to Audit PM

- Within 1064 Days of AWPC[2]
- **Consent Decree Deadline:** Within 1065 Days of AWPC
- Within 6 Days of Last Milestone
- By Wednesday 12 February 2020

11. Completion of Final PEAR

- Within 1108 Days of AWPC[3]
- **Consent Decree Deadline:** 1110 Days of AWPC
- Within 44 Days of Last Milestone
- By Friday 27 March 2020

[2] The deadline is ahead of the CD Deadline due to the required shift in the #4 deadline.
[3] This deadline is 2 days ahead of the CD Deadline as the CD Deadline falls on a Sunday.

Appendix D

Notices to EPA & DOH

D1: Draft Notice of Potential Violation

State of Hawaii Department of Transportation
MS4 Permit Audit
Draft Notice of Potential Violation

Potential Violation Tracking #: _____

Determination of Potential Violation Date: _____

Potential Violation Notification Date:_____
(Today's Date)

The Audit Team must submit this notice within 2 business days of determining that a potential violation has occurred.

Potential Violation Narrative Description:

_____

_____

_____

_____

_____

_____

_____

Description of Attached Photographs (if applicable):

_____

_____

_____

_____

Applicable Regulatory References

NPDES Permit No.: _____

SWMPP: _____

Hawaii Administrative Rules (HAR): _____

Code of Federal Regulations (CFR):_____

DRAFT

D2: Final Notice of Potential Violation

State of Hawaii Department of Transportation
MS4 Permit Audit
Final Notice of Potential Violation

Potential Violation Tracking #: _____

Determination of Potential Violation Date: _____

Potential Violation Notification Date: _____
(Today's Date)

The Audit Team must submit this notice within 2 business days of determining that a potential violation has occurred.

Potential Violation Narrative Description:

_____
_____
_____
_____
_____
_____
_____

Description of Attached Photographs (if applicable):

_____
_____
_____
_____

Applicable Regulatory References

NPDES Permit No.: _____

SWMPP: _____

Hawaii Administrative Rules (HAR): _____

Code of Federal Regulations (CFR):_____

Result of HDOT PM Review:

- ☐ Confirmed Potential Violation
  - o Email Notice of Corrective Action sent to EPA/DOH on: _____
    (Due Within 14 Calendar Days of Potential Violation Notification Date)
- ☐ Re-categorized as Deficiency
  - o Email Notice sent to EPA/DOH on: _____
- ☐ Summarily Dismissed
  - o Email Notice sent to EPA/DOH on: _____

FINAL

D3: Notice of Corrective Action

State of Hawaii Department of Transportation
MS4 Permit Audit
Notice of Corrective Action

Corrective Action in Response to:

☐ Potential Violation (complete Section A & C)

☐ Deficiency (complete Section B & C)

SECTION A – Corrective Action in Response to Potential Violation

Potential Violation Tracking #:____ Potential Violation Notification Date:_____
(from Notice of Potential Violation Form)

Corrective Action Notification Date: _____
(Today's Date)

HDOT must submit this notice within 14 calendar days of the Potential Violation Notification Date.

SECTION B – Corrective Action in Response to Deficiency

HDOT Receipt of Draft PEAR Date:_____

Corrective Action Notification Date: _____
(Today's Date)

HDOT must submit this notice within 21 calendar days of receiving the relevant Draft PEAR.

SECTION C

Description of Corrective Action

_____

_____

_____

_____

_____

_____

_____

_____

_____

Description of Attached Photographs (if applicable):

_____

_____

_____

_____

_____

FINAL Program Element Audit Report (PEAR) No. 4

Illicit Discharge Detection and Elimination Program Element and Industrial Commercial Activities/Tenant Program

Part 1 of **3**

State Project No. OSC-15-01

March 2019

Prepared by

Kennedy/Jenks Consultants

Prepared for

State of Hawaii
Department of Transportation
Office of Environmental Compliance
869 Punchbowl Street
Honolulu, Hawaii 96813

K/J Project No. 1696025*00

Table of Contents

List of Appendices ..... *ii*

List of Acronyms ..... *iii*

Section 1: Introduction 1

Section 2: Methods (CD Appendix A Section D.7.a.) 2

2.1 Pre-Audit 2
2.1.1 Notice of Audit 2
2.1.2 Records Request 2
2.1.3 Records Review 2
2.2 On-Site Evaluation 3
2.2.1 Pre-On-Site Evaluation Conference Call 3
2.2.2 On-Site Evaluation 3
2.2.3 Post-On-Site Evaluation Review Period 3
2.3 Reporting 3
2.3.1 Draft PEAR 3
2.3.2 Final PEAR 3

Section 3: Key Findings (CD Appendix A Section D.7.b. – e.) 4

3.1 Identification of Potential Violations and Deficiencies (CD Appendix A Section D.7.c.) 4
3.1.1 Potential Violations 5
3.1.2 Deficiencies 5
3.2 Best Practices and Opportunities (CD Appendix A Section D.7.d.) 5
3.3 Retrospective Analysis (CD Appendix A Section D.7.b.) 6
3.4 Implementation (CD Appendix A Section D.7.e) 7
3.5 Positive Program Elements 8

Table of Contents (cont'd)

List of Appendices

A Project Milestones and Deadlines
B1 Permit-Specific Information – Kahului Airport
B2 Permit-Specific Information – Daniel K. Inouye International Airport
B3 Permit-Specific Information – Honolulu Harbor
B4 Permit-Specific Information – Kalaeloa Barbers Point Harbor
B5 Permit-Specific Information – Highways Maui District
B6 Permit-Specific Information – Highways Oahu District
C Revised Audit Work Plan, November 2016

List of Acronyms

AMS	asset management system
AWP	Audit Work Plan
BMP	best management practice
CD	Consent Decree
DOH	State of Hawaii Department of Health
EPA	United States Environmental Protection Agency
HDOT	State of Hawaii Department of Transportation
I/C	Industrial Commercial Activities/Tenant
IDDE	Illicit Discharge Detection and Elimination
MS4	Municipal Separate Storm Sewer System
PEAR	Program Element Audit Report
PM	Project Manager
SWMPP	Stormwater Management Program Plan
SWPCP	Stormwater Pollution Control Plan

Section 1: Introduction

Under Paragraph 10.d of the Consent Decree (Civil Action 1:14-CV-00408-JMS-KSC) entered on 5 November 2014 (CD) with the United States Environmental Protection Agency (EPA) and the State of Hawaii Department of Health (DOH), the State of Hawaii Department of Transportation (HDOT) was required to perform compliance audits of Municipal Separate Storm Sewer System (MS4) permits issued to HDOT's Airports, Highways, and Harbors Divisions (referred to herein as the singular "MS4 Permit Audit"). The ongoing MS4 Permit Audit is being conducted in accordance with an Audit Work Plan (AWP) approved by EPA and DOH on 31 October 2016 and provided as Appendix C of this report. The MS4 Permit Audit consists of individual audits of six program elements:

1. Post-Construction Runoff Control / Permanent Best Management Practices (BMPs)
2. Construction Site Runoff Control
3. Public Outreach / Public Involvement
4. Illicit Discharge Detection and Elimination (IDDE) Program Element and Industrial Commercial Activities/Tenant (I/C) Program
5. Pollution Prevention / Good Housekeeping Program
6. Staffing, Funding, Organizational Structure, Availability of Resources, and Storm Water Program Sustainability

This Program Element Audit Report (PEAR) 4 documents procedures and findings of the IDDE Program Element and I/C Program Element.

Section 2: Methods (CD Appendix A Section D.7.a.)

As required in CD Appendix A Section D.7.a., this section includes a specific statement of the procedures followed, HDOT sites and activities visited, and materials reviewed during the MS4 Permit Audit. Additional details on specific dates can be found in Appendix A. Additional permit-specific details can be found in Appendices B1 through B6. The Audit Team reviewed the individual program element for the six permitted MS4 programs concurrently, developing a PEAR that represents the culmination of the auditing efforts across the three HDOT Divisions. The MS4 Permit Audit included three phases (Pre-Audit, On-Site Evaluation, and Reporting), detailed in the following sections.

2.1 Pre-Audit

2.1.1 Notice of Audit

The Audit Team began by providing a Notice of Audit to the MS4 Permit Coordinators via email. The Audit Team requested that the MS4 Permit Coordinators review two key documents.

First, the Audit Team created a table of Governing Regulations applicable to PEAR 4, which included sections of the federal regulations, HDOT's MS4 permits, and the CD. This table was used by the Audit Team in conjunction with the guiding questions in Appendix B of the AWP to informally track the results from the evaluation. The MS4 Permit Coordinators provided comments on this table.

Second, the Audit Team developed a draft list of documents to be reviewed to generate the Records Request. The Audit Team asked the MS4 Permit Coordinators to confirm that the Audit Team had identified the most updated and suitable documents. The Audit Team finalized this list of documents based on feedback from the MS4 Permit Coordinators. This list is provided in Section 1 of Appendices B1 through B6.

2.1.2 Records Request

The Audit Team reviewed the key documents and identified those sections relevant to PEAR 4 (provided in Section 2 of Appendices B1 through B6). Based on this review, the Audit Team developed a Records Request that was shared with the MS4 Permit Coordinators.

2.1.3 Records Review

The MS4 Permit Coordinators responded to the Records Request and the Audit Team completed an initial review of the records received. The Audit Team next sent Requests for Clarification. The Audit Team also conducted in-person meetings and teleconferences with MS4 Permit Coordinators during this timeframe. MS4 Permit Coordinators provided additional information and records in response to this second request. The Audit Team then completed their review of records received.

2.2 On-Site Evaluation

2.2.1 Pre-On-Site Evaluation Conference Call

The Audit Team and HDOT Project Manager (PM) contacted the MS4 Permit Coordinators to confirm schedules, address questions and security concerns, confirm personnel safety equipment needed, and organize training and orientation briefings that were anticipated to be required.

2.2.2 On-Site Evaluation

During the On-Site Evaluation, the Audit Team visited several outfalls and industrial and commercial sites at the Airports Division on Oahu and Maui, Highways Maui District on Maui, and Harbors Division and Highways Oahu District on Oahu. Additional details on specific sites visited during the On-Site Evaluations and associated photographs can be found in Sections 3 and 4, respectively, of Appendices B1 through B6.

2.2.3 Post-On-Site Evaluation Review Period

Following the On-Site Evaluations, the Audit Team reviewed the findings of the Pre-Audits and On-Site Evaluations and addressed final evaluation-related tasks that were noted. This review period completed the evaluation of the program element, as referenced in CD Appendix A, Section B.5.

2.3 Reporting

2.3.1 Draft PEAR

Pursuant to the CD, the Audit Team prepared a draft PEAR 4 and transmitted it to the HDOT PM, who distributed copies of the draft PEAR to the appropriate MS4 Permit Coordinators. The MS4 Permit Coordinators reviewed the draft PEAR and distributed the report to key personnel for their review (at the discretion of the MS4 Permit Coordinators). The MS4 Permit Coordinators submitted to the HDOT PM a consolidated written request for clarification and corrections to the draft PEAR for their respective permit. The HDOT PM then submitted the consolidated requests and corrections to the Audit PM.

2.3.2 Final PEAR

The Audit Team made appropriate changes to the draft PEAR and submitted the final PEAR.

Section 3: Key Findings (CD Appendix A Section D.7.b. – e.)

As required in CD Appendix A Section D.7.b. – e., this section includes details key findings of the MS4 Permit Audit for PEAR 4.

Compliance with several program components could not be determined, as discussed below:

1. **Highways Oahu District - Ensuring No Discharge of Pollutants.** HI S000001 Part D.1.g.(1) states that Highways Oahu District shall "require a permit or written equivalent approval for drainage connections from industrial and commercial facilities and for storm water discharge into the MS4 from industrial facilities subject to an NPDES Permit … [which] shall obligate those industrial and commercial facilities to implement BMPs to ensure that there is no discharge of pollutants" (emphasis added). The Audit Team has resolved that the underlined section of Highways Oahu District's Permit is difficult to effectively enforce as written. A clearer, more actionable requirement can be found in Airports Division's individual NPDES permit HIS000005 Part D.1.g.(1) which states that the "permit/approval shall obligate the facility to implement BMPs as required in HAR, Chapter 11-55, Appendix B, Section 8.(b) – Non-numeric Technology-Based Effluent Limitations" (emphasis added). The Audit Team recommends that Highways Oahu District clarify DOH's expectations for the assessment and enforcement of this permit requirement. In this regard, the Audit Team could not fully determine Highways Oahu District's compliance with this permit requirement.

2. **Highways Maui District – No Industrial/Commercial Activities / Tenant Program.** The Audit Team notes that Highways Maui District's permit does not require the implementation of an I/C Program; therefore, compliance was not determined for this program.

3. **Harbors Division - Consent Decree Items.** Compliance with CD Part 16.d. and certain enforcement-related requirements of the CD and Stormwater Management Program Plan (SWMPP) could not be fully determined because no illicit discharge was observed in 2018, and no enforcement actions had been taken against selected tenants within the past 5 years.

Aside from the limitations discussed above and unless otherwise noted in this report, the Audit Team found HDOT's programs in compliance with their permit obligations.

3.1 Identification of Potential Violations and Deficiencies (CD Appendix A Section D.7.c.)

CD Appendix A Section D.7.c. requires an identification of Potential Violations and Deficiencies. Recommendations for improvement are noted as applicable.

3.1.1 Potential Violations

A Potential Violation is defined in the AWP as an area where the evaluation found the permittee not in compliance with a specific SWMPP commitment, the CD, and/or permit and regulations. The Audit Team identified one (1) Potential Violation pertaining to record-keeping requirements in Airports Division's individual permit HI S000005. Details on the Potential Violation and HDOT's proposed Corrective Actions are provided in Section 5 of Appendix B2.

3.1.2 Deficiencies

A Deficiency is defined in the AWP as an item which, if not corrected, may lead to Potential Violations. The Audit Team identified two (2) Deficiencies; one (1) related to Airports Division and one (1) related to Highways Oahu District. Details on the Deficiencies and HDOT's proposed Corrective Actions are provided in Section 6 of Appendices B2 and B6. For each Deficiency, the Audit Team has provided recommendations for improvement.

3.2 Best Practices and Opportunities (CD Appendix A Section D.7.d.)

CD Appendix A Section D.7.d. requires an identification of best practices and opportunities for information/technology transfer that may be beneficial to other Divisions.

The Audit Team noted several best practices and technologies that may be beneficial to other divisions, including the following:

1. **Use of Digital Forms.** Highways Oahu District utilizes digital forms for both their IDDE and I/C programs, which facilitates the tracking of key performance indicators for these programs. Highways Oahu District inspectors use electronic mobile devices (e.g., tablets) with the ability to access their asset management system (AMS) in real time and retrieve stored documents such as past inspection reports and photographs. This reduces pre-inspection preparations and makes efficient use of the inspector's time on-site. In the I/C Program, the database can be used to dynamically track facility site-specific BMPs and send automated emails to team members if deficiencies are noted during inspections.

   Airports Division has recently shifted from using carbon-copy paper forms during inspections to electronic digital files which can be emailed to the tenant, reducing paperwork while improving communication tracking. Airports Division is also working towards implementing a new AMS, Veoci, capable of collecting inspection data on tablets in the field, similar to the approach used by Highways Oahu District. Harbors Division is also reportedly exploring the use of digital forms.

   The Audit Team recommends that Highways Maui District consider exploring the use of digital forms.

2. **Water Quality Analysis in IDDE Investigations.** EPA (2007) MS4 Program Evaluation Guidance and the Center for Watershed Protection (2004) IDDE Guidance Manual recommend water quality analysis as a tool for IDDE programs. Harbors Division and

Highways Oahu District both have written standard operating procedures (SOPs) for conducting water quality analysis during their IDDE investigations.

The Audit Team recommends that Airports Division and Highways Maui District also develop written SOPs and add water quality analysis as a tool in their IDDE program.

3. **SWPCP Review Checklists.** Airports Division and Highways Oahu District's individual permits both require that they review and accept Stormwater Pollution Control Plans (SWPCPs) for facilities that discharge to their MS4. Airports Division has developed a checklist which explicitly references Airports Division's minimum requirements for an SWPCP. This checklist is signed by Airports Division staff and maintained in their records. Highways Oahu District does not utilize a standard checklist to review the adequacy of the SWPCP when accepting the document.

   The Audit Team recommends that Highways Oahu District implement a similar practice to Airports Division's approach of utilizing a checklist. We believe that doing so will both provide a record that a review occurred and hold facility SWPCPs to a specific standard of quality for areas that initially discharge to Highways Oahu District's MS4.

4. **Submerged Outfalls.** Airports Division and Harbors Division both investigate at least two drainage structures upstream when fully or partially submerged outfalls are noted during IDDE inspections. Highways Maui District does not investigate upstream in such situations.

   Notwithstanding safety or accessibility concerns, the Audit Team recommends that Airports Division, Harbors Division, and Highways Maui District consider employing Highways Oahu District's process of investigating upstream structures until no tidal influence is noted.

3.3 Retrospective Analysis (CD Appendix A Section D.7.b.)

CD Appendix A Section D.7.b. requires a retrospective analysis of program activities that maybe outmoded, ineffective, insufficient, or excessively burdensome, and recommendations to modify, streamline, or expand them in accordance with what has been learned. Findings include the following:

1. **Training of Inspection Staff.** The Audit Team reviewed a completed Airports Division Storm Water BMP Inspection Checklist where several requested checklist items in the Waste Handling & Disposal section were not filled in. Airports Division was unable to explain why these items were not filled in. The Audit Team would generally expect each question to be filled in with a "Yes", "No", or "Not Applicable" response, unless the inspector notes extenuating circumstances somewhere else on the checklist. The Audit Team recommends that Airports Division consider providing additional training to inspection staff on how to correctly fill out this checklist.

2. **Revisions to Permit for Connection to the State Drainage System.** Highways Oahu District, Highways Maui District, and Harbors Division use a Permit for Connection to the State Drainage System which states, in part, that if a permitted connection discharges

pollutants exceeding State of Hawaii water quality standards HDOT may terminate the connection permit and have the connection removed. For instances where such exceedances are quantitatively documented in Discharge Monitoring Reports, Highways Oahu District, Highways Maui District, and Harbors Division indicated to the Audit Team that this option has not been exercised, and that HDOT assists DOH in enforcing against stormwater permittees whose discharge exceeds State of Hawaii water quality standards.

The Audit Team recommends that HDOT consider adding the language in the Permit for Connection to the State Drainage System giving HDOT the option to refer the matter to DOH in these instances. This should also be documented in Enforcement Response Plans (or equivalent plans), as appropriate.

3. **Checking Facility Monitoring Data Records.** Harbors Division's Tenant Stormwater Compliance Inspection Form prompts the inspector to assess whether the facility maintains records of monitoring data for a minimum of 5 years. The Audit Team observed that the Harbors Division's Contract Inspector only checked the most recent year's monitoring data at the facility. The Audit Team recommends that Harbors Division considering checking all 5 years of records in order to more confidently answer the inspection form prompt or revise the question wording to reflect the existing inspection protocol.

4. **Explicit Reference to the Multi-Sector General Permit.** Part D.1.g.(1) and Part D.1.g.(5) of HI S000005 require that Airports Division obligate their tenants to implement BMPs per the EPA's 2008 Multi-Sector General Permit (MSGP). While the Audit Team found that Airports Division adequately addressed these permit requirements, we recommend that Airports Division's inspection forms and SWPCP checklist make more explicit reference to the MSGP.

   For example, should a tenant fall under the Air Transportation sector, Airports Division's inspection forms should explicitly assess whether the facility follows the sector-specific good housekeeping requirements found in the MSGP (for example: prohibiting the practice of hosing down the apron or hanger floor) and whether the facility's SWPCP includes required sector-specific content (for example: including on the site map storage areas for aircraft, ground vehicles and equipment awaiting maintenance). In preparation for potential future audits or evaluations, the Audit Team recommends that Airports Division documents how their inspection forms and SWPCP checklist explicitly address the MSGP requirements described above.

3.4 Implementation (CD Appendix A Section D.7.e)

CD Appendix A Section D.7.e. requires an analysis of the practices implemented for each Division's program elements and a determination as to whether identified best practices can be universally implemented across all three Divisions. If best practices cannot be universally implemented, this section describes identified impediments.

Several recommendations for universally implementing best practices have been identified in Sections 3.2 and 3.3. For HDOT staff to champion such implementation from within the

organization, the Audit Team believes that a compelling case must be made for why the proposed changes will lead to improvements in compliance. Absent that compelling case, HDOT staff may understandably maintain that their time and attention should remain focused on implementing their current programs. The Audit Team has concluded that this represents the greatest impediment to universally implementing these recommendations.

3.5 Positive Program Elements

HDOT staff were helpful and cooperative in responding to requests for information, scheduling and coordinating the On-Site Evaluation, etc. HDOT staff were receptive to MS4 Permit Audit findings shared to date and interested in improving their MS4 programs. The Audit Team identified the following positive program elements:

1. Highways Oahu District inspects priority outfalls at a minimum of twice per permit term, which exceeds their permit requirement to inspect outfalls once per permit term.

2. Airports Division inspects medium priority outfalls every two (2) years, which exceeds their permit requirement to inspect outfalls once per permit term.

3. The Audit Team noted during the on-site audit that the County of Maui Department of Water Supply notified Highways Maui District of a broken fire hydrant which was discharging allowable non-stormwater discharge to a Highways Maui District culvert. This demonstrates collaboration between Highways Maui District and local agencies.

4. The three divisions use the inspection data in their tenant or parcel database to analyze trends and identify areas for improvement.

5. The Audit Team observed that HDOT inspectors communicate well with facility representatives during the inspections. Inspectors used the inspections as an opportunity to educate and provide encouragement.

Appendix A

Project Milestones and Deadlines

Appendix A: PEAR 4 Project Milestones and Deadlines

Appendix A of the Consent Decree (CD) defines various project milestones and deadlines, described for ease of reference below:

Program Element	Evaluation Complete: [a]	Draft PEAR to HDOT: [b]	HDOT Review of Draft PEAR: [c]	Final PEAR to HDOT: [d]
PEAR 4: Illicit Discharge Detection and Elimination Program Element and Industrial Commercial Activities/Tenant Program	21 Months (630 Days)[e] After AWPC[f] 5 December 2018	675 Days After AWPC 18 January 2019	705 Days After AWPC 15 February 2019	750 Days After AWPC 8 March 2019

Notes:

(a) "Evaluation" as referenced in CD Appendix A Section B.5. is defined to represent the conclusion of the Post-On-Site Evaluation Review Period.

(b) Pursuant to CD Appendix A Section D.2., Kennedy/Jenks Consultants completed a draft audit report and transmitted it to State of Hawaii Department of Transportation (HDOT) within 45 days of completing the audit of this program element [defined as the conclusion of "evaluation", as discussed in Note (a)].

(c) Pursuant to CD Appendix A Section D.3., HDOT reviewed the draft PEAR to correct factual inaccuracies within 30 days of receipt.

(d) Pursuant to CD Appendix A Section D.4., Kennedy/Jenks Consultants completed a final PEAR within 120 days of completing the audit of the program element [defined as the conclusion of "evaluation", as discussed in Note (a)].

(e) "Months" are based on a 30-day month.

(f) AWPC = Audit Work Plan Commencement (15 March 2017)

Milestone	Date Completed
Notice of Audit	14 September 2018
Records Request	21 September 2018
Response to Records Request	19 October 2018
Pre-On-Site Evaluation Conference Call	4 November 2018 and 9 November 2018
On-Site Evaluation	19 November 2018 to 28 November 2018
End of Post-On-Site Evaluation Review Period	5 December 2018
Potential Violations to HDOT PM/EPA/DOH	7 December 2018
Notice of Corrective Action to EPA/DOH	20 December 2018
Draft PEAR to HDOT PM	18 January 2019
MS4 Permit Coordinator Comments to HDOT PM	13 February 2019
HDOT PM Comments to Audit Team	15 February 2019
Final PEAR to HDOT PM	8 March 2019

Notes:

PM = project manager
EPA = United States Environmental Protection Agency
DOH = State of Hawaii Department of Health
MS4 = Municipal Separate Storm Sewer System

Appendix B1

Permit-Specific Information – Kahului Airport

Appendix B1: Permit-Specific Information – Kahului Airport

1. Key Documents

Permit / Document	1. Kahului Airport Small MS4 Permit HI 14KE349
2017 Annual Report	20180126.Compliance Submission for Reports & documents-HI 14KE349.pdf Plus Parts 1 – 3
Enforcement escalation procedure or response plan for I/C program	NPDES-Inspection-and-Enforcement-Manual-v6-201604.pdf DOTA updated this manual in September 2018. NPDES Inspection and Enforcement Manual 2018.pdf
Permit	OGG-MS4-permit-20140721.14KE349.FNL_.14.pdf Plus 2016 extension
SWMPP	OGG-SWMPP_20141023.pdf Supporting Documents • IDDE Investigation and Enforcement Program.pdf • Outfall InspectionProgram_2014.pdf • Common Use Areas of the AOA BMPs _20161028.pdf • OGG Drainage Map-v1.pdf
Website	http://hidot.hawaii.gov/airports/doing-business/engineering/environmental/ogg-storm-water-program/

2. Sections of Key Documents Found Relevant for PEAR 4

Document Name ***(Original File Name)***	**Sections/Pages Relevant to PEAR 4**
2017 Annual Compliance Report (January 2018) *(20180126.Compliance Submission for Reports & documents-HI 14KE349.pdf Plus Parts 1 – 3)*	Section 3.3 Section 4.4 Attachment 3 (Illicit Discharge Investigation) Attachment 4 (Tenant Facility Information) Attachment 5 (Tenant Risk Ranking, Inspections, and Enforcement) Attachment 8 (Storm Node Inventory and Inspection) Attachment 9 (Small MS4 Drainage Structure Map)
Enforcement escalation procedure or response plan for I/C program *(NPDES Inspection and Enforcement Manual 2018.pdf)*	In entirety
Permit *(OGG-MS4-permit-20140721.14KE349.FNL_.14.pdf Plus 2016 extension)*	In entirety
SWMPP (*OGG-SWMPP_20141023.pdf*)	Illicit Discharge Detection and Elimination section
IDDE Investigation and Enforcement Program *(IDDE Investigation and Enforcement Program.pdf)*	In entirety
Outfall Inspection Program (*Outfall InspectionProgram_2014.pdf*)	In entirety
Common Use Areas of the AOA BMPs (*Common Use Areas of the AOA BMPs _20161028.pdf*)	In entirety
OGG Drainage Map (*OGG Drainage Map-v1.pdf*)	In entirety
Website *(http://hidot.hawaii.gov/airports/doing-business/engineering/environmental/ogg-storm-water-program/)*	In entirety

3. On-Site Evaluation

19 November 2018

On 19 November 2018, the Audit Team held a kickoff meeting at Kahului Airport with Airports Division staff and consultants. Photographs taken during the On-Site Evaluation can be found in Section 4.

I/C Facility 1.1 HFFC/Signature Flight Support, 761 Kaonawai Place

Next, the Audit Team drove to the HFFC/Signature Flight Support Industrial Commercial facility and met with facility personnel. The Audit Team then accompanied Airports Division staff and consultants as they conducted an inspection of the site. The Airports Division staff and consultants concluded the On-Site Evaluation with a debrief meeting.

Outfall 1.2 EID 7079, Kalialinui Canal

Next, the Audit Team drove to the outfall identified as EID 7079, which discharges to Kalialinui Canal. The Audit Team accompanied Airports Division staff and consultants as they conducted an outfall inspection.

Outfall 1.3 EID 7257, Runway 5-23/Taxiway A

Next, the Audit Team drove to the outfall identified as EID 7257, which discharges to a vegetation area/Basin I (and ultimately has potential to discharge to the Pacific Ocean during high storm events). The Audit Team accompanied Airports Division staff and consultants as they conducted an outfall inspection.

I/C Facility 1.4 UPS, 9682 Hemaloa Street

Finally, the Audit Team drove to the UPS Industrial Commercial facility and met with facility personnel. The Audit Team then accompanied Airports Division staff and consultants as they conducted an inspection of the site. The Airports Division staff and consultants concluded the On-Site Evaluation with a debrief meeting.

The Audit Team held a debrief meeting to conclude the On-Site Evaluation with Airports Division staff and consultants.

4. On-Site Evaluation Photos

Photographs are provided on the subsequent pages below.

Facility: HFFC/Signature Flight Support, 761 Kaonawai Pl.
Date Photos Taken: 19 November 2018 (9:00am – 10:00 am)
Photographer: Kennedy/Jenks Consultants

Kennedy/Jenks Consultants
Engineers & Scientists



I/C Facility 1.1 Photo 1.1.1
Records Review

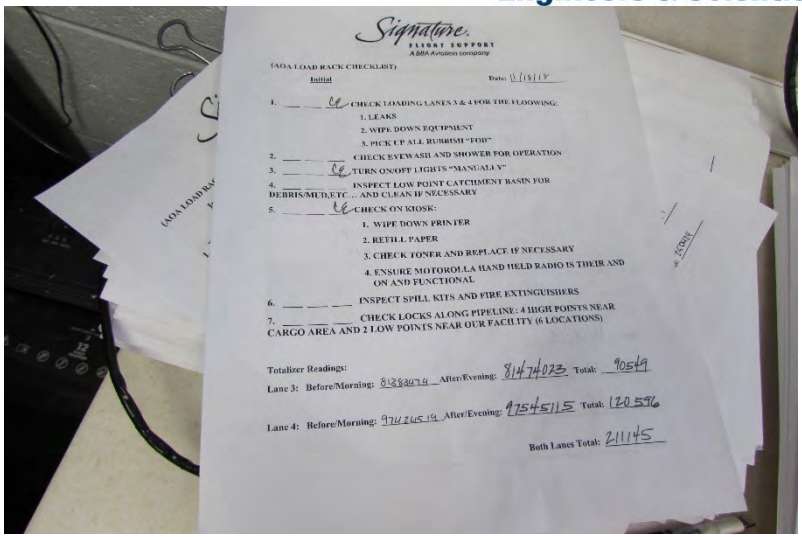

I/C Facility 1.1 Photo 1.1.2
Records Review

I/C Facility 1.1 Photo 1.1.3
Facility Inspection

I/C Facility 1.1 Photo 1.1.4
Facility Inspection

Facility: HFFC/Signature Flight Support, 761 Kaonawai Pl.
Date Photos Taken: 19 November 2018 (9:00am – 10:00 am)
Photographer: Kennedy/Jenks Consultants

Kennedy/Jenks Consultants
Engineers & Scientists

I/C Facility 1.1 Photo 1.1.5
Facility Inspection

I/C Facility 1.1 Photo 1.1.6
Facility Inspection

I/C Facility 1.1 Photo 1.1.7
Facility Inspection

I/C Facility 1.1 Photo 1.1.8
Facility Inspection

Facility: HFFC/Signature Flight Support, 761 Kaonawai Pl.
Date Photos Taken: 19 November 2018 (9:00am – 10:00 am)
Photographer: Kennedy/Jenks Consultants

Kennedy/Jenks Consultants
Engineers & Scientists

I/C Facility 1.1 Photo 1.1.9
Facility Inspection

I/C Facility 1.1 Photo 1.1.10
Facility Inspection

I/C Facility 1.1 Photo 1.1.11
Facility Inspection

I/C Facility 1.1 Photo 1.1.12
Facility Inspection

Facility: HFFC/Signature Flight Support, 761 Kaonawai Pl.
Date Photos Taken: 19 November 2018 (9:00am – 10:00 am)
Photographer: Kennedy/Jenks Consultants

I/C Facility 1.1 Photo 1.1.13
Facility Inspection

I/C Facility 1.1 Photo 1.1.14
Facility Inspection

I/C Facility 1.1 Photo 1.1.15
Facility Inspection

I/C Facility 1.1 Photo 1.1.16
Facility Inspection

Facility: HFFC/Signature Flight Support, 761 Kaonawai Pl.
Date Photos Taken: 19 November 2018 (9:00am – 10:00 am)
Photographer: Kennedy/Jenks Consultants

Kennedy/Jenks Consultants
Engineers & Scientists

I/C Facility 1.1 Photo 1.1.17
Facility Inspection



I/C Facility 1.1 Photo 1.1.18
Facility Inspection

I/C Facility 1.1 Photo 1.1.19
Facility Inspection

I/C Facility 1.1 Photo 1.1.20
Facility Inspection

Facility: HFFC/Signature Flight Support, 761 Kaonawai Pl.
Date Photos Taken: 19 November 2018 (9:00am – 10:00 am)
Photographer: Kennedy/Jenks Consultants

I/C Facility 1.1 Photo 1.1.21
Facility Inspection

I/C Facility 1.1 Photo 1.1.22
Facility Inspection

I/C Facility 1.1 Photo 1.1.23
Facility Inspection

I/C Facility 1.1 Photo 1.1.24
Facility Inspection

Facility: HFFC/Signature Flight Support, 761 Kaonawai Pl.
Date Photos Taken: 19 November 2018 (9:00am – 10:00 am)
Photographer: Kennedy/Jenks Consultants

Kennedy/Jenks Consultants
Engineers & Scientists

I/C Facility 1.1 Photo 1.1.25
Facility Inspection

I/C Facility 1.1 Photo 1.1.26
Facility Inspection

I/C Facility 1.1 Photo 1.1.27
Facility Inspection

I/C Facility 1.1 Photo 1.1.28
Facility Inspection

Facility: HFFC/Signature Flight Support, 761 Kaonawai Pl.
Date Photos Taken: 19 November 2018 (9:00am – 10:00 am)
Photographer: Kennedy/Jenks Consultants

I/C Facility 1.1 Photo 1.1.29
Facility Inspection

I/C Facility 1.1 Photo 1.1.30
Facility Inspection

I/C Facility 1.1 Photo 1.1.31
Facility Inspection

I/C Facility 1.1 Photo 1.1.32
Facility Inspection

Facility: HFFC/Signature Flight Support, 761 Kaonawai Pl.
Date Photos Taken: 19 November 2018 (9:00am – 10:00 am)
Photographer: Kennedy/Jenks Consultants

I/C Facility 1.1 Photo 1.1.33
Facility Inspection

I/C Facility 1.1 Photo 1.1.34
Facility Inspection

I/C Facility 1.1 Photo 1.1.35
Facility Inspection

I/C Facility 1.1 Photo 1.1.36
Facility Inspection

Facility: HFFC/Signature Flight Support, 761 Kaonawai Pl.
Date Photos Taken: 19 November 2018 (9:00am – 10:00 am)
Photographer: Kennedy/Jenks Consultants

Kennedy/Jenks Consultants
Engineers & Scientists

I/C Facility 1.1 Photo 1.1.37
Facility Inspection

I/C Facility 1.1 Photo 1.1.38
Facility Inspection

I/C Facility 1.1 Photo 1.1.39
Facility Inspection

I/C Facility 1.1 Photo 1.1.40
Facility Inspection

Facility: HFFC/Signature Flight Support, 761 Kaonawai Pl.
Date Photos Taken: 19 November 2018 (9:00am – 10:00 am)
Photographer: Kennedy/Jenks Consultants

I/C Facility 1.1 Photo 1.1.41
Facility Inspection

I/C Facility 1.1 Photo 1.1.42
Facility Inspection

I/C Facility 1.1 Photo 1.1.43
Facility Inspection

I/C Facility 1.1 Photo 1.1.44
Facility Inspection

Facility: HFFC/Signature Flight Support, 761 Kaonawai Pl.
Date Photos Taken: 19 November 2018 (9:00am – 10:00 am)
Photographer: Kennedy/Jenks Consultants

I/C Facility 1.1 Photo 1.1.45
Facility Inspection

I/C Facility 1.1 Photo 1.1.46
Facility Inspection

I/C Facility 1.1 Photo 1.1.47
Facility Inspection

I/C Facility 1.1 Photo 1.1.48
Facility Inspection

Facility: HFFC/Signature Flight Support, 761 Kaonawai Pl.
Date Photos Taken: 19 November 2018 (9:00am – 10:00 am)
Photographer: Kennedy/Jenks Consultants

I/C Facility 1.1 Photo 1.1.49
Facility Inspection

I/C Facility 1.1 Photo 1.1.50
Facility Inspection

I/C Facility 1.1 Photo 1.1.51
Facility Inspection

I/C Facility 1.1 Photo 1.1.52
Facility Inspection

Facility: HFFC/Signature Flight Support, 761 Kaonawai Pl.
Date Photos Taken: 19 November 2018 (9:00am – 10:00 am)
Photographer: Kennedy/Jenks Consultants

I/C Facility 1.1 Photo 1.1.53
Facility Inspection

I/C Facility 1.1 Photo 1.1.54
Facility Inspection

I/C Facility 1.1 Photo 1.1.55
Facility Inspection

I/C Facility 1.1 Photo 1.1.56
Facility Inspection

Facility: HFFC/Signature Flight Support, 761 Kaonawai Pl.
Date Photos Taken: 19 November 2018 (9:00am – 10:00 am)
Photographer: Kennedy/Jenks Consultants

Kennedy/Jenks Consultants
Engineers & Scientists

I/C Facility 1.1 Photo 1.1.57
Facility Inspection

I/C Facility 1.1 Photo 1.1.58
Facility Inspection

I/C Facility 1.1 Photo 1.1.59
Facility Inspection

I/C Facility 1.1 Photo 1.1.60
Facility Inspection

Facility: HFFC/Signature Flight Support, 761 Kaonawai Pl.
Date Photos Taken: 19 November 2018 (9:00am – 10:00 am)
Photographer: Kennedy/Jenks Consultants

Kennedy/Jenks Consultants
Engineers & Scientists

I/C Facility 1.1 Photo 1.1.61
Facility Inspection

I/C Facility 1.1 Photo 1.1.62
Facility Inspection

I/C Facility 1.1 Photo 1.1.63
Facility Inspection

I/C Facility 1.1 Photo 1.1.64
Facility Inspection

Facility: HFFC/Signature Flight Support, 761 Kaonawai Pl.
Date Photos Taken: 19 November 2018 (9:00am – 10:00 am)
Photographer: Kennedy/Jenks Consultants

I/C Facility 1.1 Photo 1.1.65
Facility Inspection



I/C Facility 1.1 Photo 1.1.66
Facility Inspection

I/C Facility 1.1 Photo 1.1.67
Facility Inspection

I/C Facility 1.1 Photo 1.1.68
Facility Inspection

Facility: HFFC/Signature Flight Support, 761 Kaonawai Pl.
Date Photos Taken: 19 November 2018 (9:00am – 10:00 am)
Photographer: Kennedy/Jenks Consultants

Kennedy/Jenks Consultants
Engineers & Scientists

I/C Facility 1.1 Photo 1.1.69
Facility Inspection

I/C Facility 1.1 Photo 1.1.70
Facility Inspection

I/C Facility 1.1 Photo 1.1.71
Facility Inspection

I/C Facility 1.1 Photo 1.1.72
Facility Inspection

I/C Facility 1.1 Photo 1.1.73
Facility Inspection

I/C Facility 1.1 Photo 1.1.74
Facility Inspection

I/C Facility 1.1 Photo 1.1.75
Facility Inspection

I/C Facility 1.1 Photo 1.1.76
Facility Inspection

Facility: HFFC/Signature Flight Support, 761 Kaonawai Pl.
Date Photos Taken: 19 November 2018 (9:00am – 10:00 am)
Photographer: Kennedy/Jenks Consultants

Kennedy/Jenks Consultants
Engineers & Scientists

I/C Facility 1.1 Photo 1.1.77
Facility Inspection

I/C Facility 1.1 Photo 1.1.78
Facility Inspection

I/C Facility 1.1 Photo 1.1.79
Facility Inspection

I/C Facility 1.1 Photo 1.1.80
Facility Inspection

Facility: HFFC/Signature Flight Support, 761 Kaonawai Pl.
Date Photos Taken: 19 November 2018 (9:00am – 10:00 am)
Photographer: Kennedy/Jenks Consultants

I/C Facility 1.1 Photo 1.1.81
Facility Inspection

I/C Facility 1.1 Photo 1.1.82
Facility Inspection

I/C Facility 1.1 Photo 1.1.83
Facility Inspection

I/C Facility 1.1 Photo 1.1.84
Facility Inspection

Facility: HFFC/Signature Flight Support, 761 Kaonawai Pl.
Date Photos Taken: 19 November 2018 (9:00am – 10:00 am)
Photographer: Kennedy/Jenks Consultants

I/C Facility 1.1 Photo 1.1.85
Facility Inspection

I/C Facility 1.1 Photo 1.1.86
Facility Inspection

I/C Facility 1.1 Photo 1.1.87
Facility Inspection

I/C Facility 1.1 Photo 1.1.88
Facility Inspection

Facility: HFFC/Signature Flight Support, 761 Kaonawai Pl.
Date Photos Taken: 19 November 2018 (9:00am – 10:00 am)
Photographer: Kennedy/Jenks Consultants

I/C Facility 1.1 Photo 1.1.89
Facility Inspection

Facility: EID 7079, Kalialinui Canal
Date Photos Taken: 19 November 2018 (10:00am – 10:05 am)
Photographer: Kennedy/Jenks Consultants

Kennedy/Jenks Consultants
Engineers & Scientists

Outfall 1.2 Photo 1.2.1
Outfall Inspection

Outfall 1.2 Photo 1.2.2
Outfall Inspection

Outfall 1.2 Photo 1.2.3
Outfall Inspection

Outfall 1.2 Photo 1.2.4
Outfall Inspection

Facility: EID 7079, Kalialinui Canal
Date Photos Taken: 19 November 2018 (10:00am – 10:05 am)
Photographer: Kennedy/Jenks Consultants

Kennedy/Jenks Consultants
Engineers & Scientists

Outfall 1.2 Photo 1.2.5
Outfall Inspection

Outfall 1.2 Photo 1.2.6
Outfall Inspection

Outfall 1.2 Photo 1.2.7
Outfall Inspection

Outfall 1.2 Photo 1.2.8
Outfall Inspection

Facility: EID 7257, Runway 5-23/Taxiway A
Date Photos Taken: 19 November 2018 (10:30am – 10:40 am)
Photographer: Kennedy/Jenks Consultants

Kennedy/Jenks Consultants
Engineers & Scientists

Outfall 1.3 Photo 1.3.1
Outfall Inspection

Outfall 1.3 Photo 1.3.2
Outfall Inspection

Outfall 1.3 Photo 1.3.3
Outfall Inspection

Outfall 1.3 Photo 1.3.4
Outfall Inspection

Facility: EID 7257, Runway 5-23/Taxiway A
Date Photos Taken: 19 November 2018 (10:30am – 10:40 am)
Photographer: Kennedy/Jenks Consultants

Kennedy/Jenks Consultants
Engineers & Scientists

Outfall 1.3 Photo 1.3.5
Outfall Inspection

Outfall 1.3 Photo 1.3.6
Outfall Inspection

Outfall 1.3 Photo 1.3.7
Outfall Inspection

Outfall 1.3 Photo 1.3.8
Outfall Inspection

Facility: UPS, 9682 Hemaloa Street
Date Photos Taken: 19 November 2018 (1:00pm – 2:30 pm)
Photographer: Kennedy/Jenks Consultants

Kennedy/Jenks Consultants
Engineers & Scientists

I/C Facility 1.4 Photo 1.4.1
Facility Inspection

I/C Facility 1.4 Photo 1.4.2
Facility Inspection

I/C Facility 1.4 Photo 1.4.3
Facility Inspection

I/C Facility 1.4 Photo 1.4.4
Facility Inspection

Facility: UPS, 9682 Hemaloa Street
Date Photos Taken: 19 November 2018 (1:00pm – 2:30 pm)
Photographer: Kennedy/Jenks Consultants

I/C Facility 1.4 Photo 1.4.5
Facility Inspection

I/C Facility 1.4 Photo 1.4.6
Facility Inspection

I/C Facility 1.4 Photo 1.4.7
Facility Inspection

I/C Facility 1.4 Photo 1.4.8
Facility Inspection

Facility: UPS, 9682 Hemaloa Street
Date Photos Taken: 19 November 2018 (1:00pm – 2:30 pm)
Photographer: Kennedy/Jenks Consultants

I/C Facility 1.4 Photo 1.4.9
Facility Inspection

I/C Facility 1.4 Photo 1.4.10
Facility Inspection

I/C Facility 1.4 Photo 1.4.11
Facility Inspection

I/C Facility 1.4 Photo 1.4.12
Facility Inspection

Facility: UPS, 9682 Hemaloa Street
Date Photos Taken: 19 November 2018 (1:00pm – 2:30 pm)
Photographer: Kennedy/Jenks Consultants

Kennedy/Jenks Consultants
Engineers & Scientists

I/C Facility 1.4 Photo 1.4.13
Facility Inspection

I/C Facility 1.4 Photo 1.4.14
Facility Inspection

I/C Facility 1.4 Photo 1.4.15
Facility Inspection

I/C Facility 1.4 Photo 1.4.16
Facility Inspection

Facility: UPS, 9682 Hemaloa Street
Date Photos Taken: 19 November 2018 (1:00pm – 2:30 pm)
Photographer: Kennedy/Jenks Consultants

Kennedy/Jenks Consultants
Engineers & Scientists

I/C Facility 1.4 Photo 1.4.17
Facility Inspection

I/C Facility 1.4 Photo 1.4.18
Facility Inspection

I/C Facility 1.4 Photo 1.4.19
Facility Inspection

I/C Facility 1.4 Photo 1.4.20
Facility Inspection

Facility: UPS, 9682 Hemaloa Street
Date Photos Taken: 19 November 2018 (1:00pm – 2:30 pm)
Photographer: Kennedy/Jenks Consultants

Kennedy/Jenks Consultants
Engineers & Scientists

I/C Facility 1.4 Photo 1.4.21
Facility Inspection

I/C Facility 1.4 Photo 1.4.22
Facility Inspection

I/C Facility 1.4 Photo 1.4.23
Facility Inspection

I/C Facility 1.4 Photo 1.4.24
Facility Inspection

Facility: UPS, 9682 Hemaloa Street
Date Photos Taken: 19 November 2018 (1:00pm – 2:30 pm)
Photographer: Kennedy/Jenks Consultants

Kennedy/Jenks Consultants
Engineers & Scientists

I/C Facility 1.4 Photo 1.4.25
Facility Inspection

I/C Facility 1.4 Photo 1.4.26
Facility Inspection

I/C Facility 1.4 Photo 1.4.27
Facility Inspection

I/C Facility 1.4 Photo 1.4.28
Facility Inspection

Facility: UPS, 9682 Hemaloa Street
Date Photos Taken: 19 November 2018 (1:00pm – 2:30 pm)
Photographer: Kennedy/Jenks Consultants

Kennedy/Jenks Consultants
Engineers & Scientists

I/C Facility 1.4 Photo 1.4.29
Facility Inspection

I/C Facility 1.4 Photo 1.4.30
Facility Inspection

I/C Facility 1.4 Photo 1.4.31
Facility Inspection



I/C Facility 1.4 Photo 1.4.32
Facility Inspection

Facility: UPS, 9682 Hemaloa Street
Date Photos Taken: 19 November 2018 (1:00pm – 2:30 pm)
Photographer: Kennedy/Jenks Consultants

I/C Facility 1.4 Photo 1.4.33
Facility Inspection

I/C Facility 1.4 Photo 1.4.34
Facility Inspection



I/C Facility 1.4 Photo 1.4.35
Facility Inspection

I/C Facility 1.4 Photo 1.4.36
Facility Inspection

Facility: UPS, 9682 Hemaloa Street
Date Photos Taken: 19 November 2018 (1:00pm – 2:30 pm)
Photographer: Kennedy/Jenks Consultants

Kennedy/Jenks Consultants
Engineers & Scientists

I/C Facility 1.4 Photo 1.4.37
Facility Inspection

I/C Facility 1.4 Photo 1.4.38
Facility Inspection



I/C Facility 1.4 Photo 1.4.39
Facility Inspection

I/C Facility 1.4 Photo 1.4.40
Facility Inspection

Facility: UPS, 9682 Hemaloa Street
Date Photos Taken: 19 November 2018 (1:00pm – 2:30 pm)
Photographer: Kennedy/Jenks Consultants

Kennedy/Jenks Consultants
Engineers & Scientists

I/C Facility 1.4 Photo 1.4.41
Facility Inspection

I/C Facility 1.4 Photo 1.4.42
Facility Inspection

I/C Facility 1.4 Photo 1.4.43
Facility Inspection

I/C Facility 1.4 Photo 1.4.44
Facility Inspection

Facility: UPS, 9682 Hemaloa Street
Date Photos Taken: 19 November 2018 (1:00pm – 2:30 pm)
Photographer: Kennedy/Jenks Consultants

Kennedy/Jenks Consultants
Engineers & Scientists

I/C Facility 1.4 Photo 1.4.45
Facility Inspection

I/C Facility 1.4 Photo 1.4.46
Facility Inspection

I/C Facility 1.4 Photo 1.4.47
Facility Inspection

I/C Facility 1.4 Photo 1.4.48
Facility Inspection

Facility: UPS, 9682 Hemaloa Street
Date Photos Taken: 19 November 2018 (1:00pm – 2:30 pm)
Photographer: Kennedy/Jenks Consultants

Kennedy/Jenks Consultants
Engineers & Scientists

I/C Facility 1.4 Photo 1.4.49
Facility Inspection

I/C Facility 1.4 Photo 1.4.50
Facility Inspection

I/C Facility 1.4 Photo 1.4.51
Facility Inspection

I/C Facility 1.4 Photo 1.4.52
Facility Inspection

Facility: UPS, 9682 Hemaloa Street
Date Photos Taken: 19 November 2018 (1:00pm – 2:30 pm)
Photographer: Kennedy/Jenks Consultants

Kennedy/Jenks Consultants
Engineers & Scientists

I/C Facility 1.4 Photo 1.4.53
Facility Inspection

I/C Facility 1.4 Photo 1.4.54
Facility Inspection

I/C Facility 1.4 Photo 1.4.55
Facility Inspection

I/C Facility 1.4 Photo 1.4.56
Facility Inspection

Facility: UPS, 9682 Hemaloa Street
Date Photos Taken: 19 November 2018 (1:00pm – 2:30 pm)
Photographer: Kennedy/Jenks Consultants

Kennedy/Jenks Consultants
Engineers & Scientists

I/C Facility 1.4 Photo 1.4.57
Facility Inspection

I/C Facility 1.4 Photo 1.4.58
Facility Inspection

I/C Facility 1.4 Photo 1.4.59
Facility Inspection

I/C Facility 1.4 Photo 1.4.60
Facility Inspection

Facility: UPS, 9682 Hemaloa Street
Date Photos Taken: 19 November 2018 (1:00pm – 2:30 pm)
Photographer: Kennedy/Jenks Consultants

Kennedy/Jenks Consultants
Engineers & Scientists

I/C Facility 1.4 Photo 1.4.61
Facility Inspection

I/C Facility 1.4 Photo 1.4.62
Facility Inspection

I/C Facility 1.4 Photo 1.4.63
Facility Inspection

I/C Facility 1.4 Photo 1.4.64
Facility Inspection

Facility: UPS, 9682 Hemaloa Street
Date Photos Taken: 19 November 2018 (1:00pm – 2:30 pm)
Photographer: Kennedy/Jenks Consultants

Kennedy/Jenks Consultants
Engineers & Scientists

I/C Facility 1.4 Photo 1.4.65
Facility Inspection

I/C Facility 1.4 Photo 1.4.66
Facility Inspection

I/C Facility 1.4 Photo 1.4.67
Facility Inspection

I/C Facility 1.4 Photo 1.4.68
Facility Inspection

Facility: UPS, 9682 Hemaloa Street
Date Photos Taken: 19 November 2018 (1:00pm – 2:30 pm)
Photographer: Kennedy/Jenks Consultants

I/C Facility 1.4 Photo 1.4.69
Facility Inspection

I/C Facility 1.4 Photo 1.4.70
Facility Inspection

I/C Facility 1.4 Photo 1.4.71
Facility Inspection

I/C Facility 1.4 Photo 1.4.72
Facility Inspection

Facility: UPS, 9682 Hemaloa Street
Date Photos Taken: 19 November 2018 (1:00pm – 2:30 pm)
Photographer: Kennedy/Jenks Consultants

Kennedy/Jenks Consultants
Engineers & Scientists

I/C Facility 1.4 Photo 1.4.73
Facility Inspection

I/C Facility 1.4 Photo 1.4.74
Facility Inspection

I/C Facility 1.4 Photo 1.4.75
Facility Inspection

I/C Facility 1.4 Photo 1.4.76
Facility Inspection

Facility: UPS, 9682 Hemaloa Street
Date Photos Taken: 19 November 2018 (1:00pm – 2:30 pm)
Photographer: Kennedy/Jenks Consultants

Kennedy/Jenks Consultants
Engineers & Scientists

I/C Facility 1.4 Photo 1.4.77
Facility Inspection

I/C Facility 1.4 Photo 1.4.78
Facility Inspection

I/C Facility 1.4 Photo 1.4.79
Facility Inspection

I/C Facility 1.4 Photo 1.4.80
Facility Inspection

Facility: UPS, 9682 Hemaloa Street
Date Photos Taken: 19 November 2018 (1:00pm – 2:30 pm)
Photographer: Kennedy/Jenks Consultants

I/C Facility 1.4 Photo 1.4.81
Facility Inspection

I/C Facility 1.4 Photo 1.4.82
Facility Inspection

I/C Facility 1.4 Photo 1.4.83
Facility Inspection

I/C Facility 1.4 Photo 1.4.84
Facility Inspection

Facility: UPS, 9682 Hemaloa Street
Date Photos Taken: 19 November 2018 (1:00pm – 2:30 pm)
Photographer: Kennedy/Jenks Consultants

Kennedy/Jenks Consultants
Engineers & Scientists

I/C Facility 1.4 Photo 1.4.85
Facility Inspection

I/C Facility 1.4 Photo 1.4.86
Facility Inspection

I/C Facility 1.4 Photo 1.4.87
Facility Inspection

I/C Facility 1.4 Photo 1.4.88
Facility Inspection

Facility: UPS, 9682 Hemaloa Street
Date Photos Taken: 19 November 2018 (1:00pm – 2:30 pm)
Photographer: Kennedy/Jenks Consultants

Kennedy/Jenks Consultants
Engineers & Scientists

I/C Facility 1.4 Photo 1.4.89
Facility Inspection

I/C Facility 1.4 Photo 1.4.90
Facility Inspection

I/C Facility 1.4 Photo 1.4.91
Facility Inspection

I/C Facility 1.4 Photo 1.4.92
Facility Inspection

Facility: UPS, 9682 Hemaloa Street
Date Photos Taken: 19 November 2018 (1:00pm – 2:30 pm)
Photographer: Kennedy/Jenks Consultants

Kennedy/Jenks Consultants
Engineers & Scientists

I/C Facility 1.4 Photo 1.4.93
Facility Inspection

I/C Facility 1.4 Photo 1.4.94
Facility Inspection

I/C Facility 1.4 Photo 1.4.95
Facility Inspection

I/C Facility 1.4 Photo 1.4.96
Facility Inspection

Facility: UPS, 9682 Hemaloa Street
Date Photos Taken: 19 November 2018 (1:00pm – 2:30 pm)
Photographer: Kennedy/Jenks Consultants

Kennedy/Jenks Consultants
Engineers & Scientists

I/C Facility 1.4 Photo 1.4.97
Facility Inspection

I/C Facility 1.4 Photo 1.4.98
Facility Inspection

I/C Facility 1.4 Photo 1.4.99
Facility Inspection

I/C Facility 1.4 Photo 1.4.100
Facility Inspection

Facility: UPS, 9682 Hemaloa Street
Date Photos Taken: 19 November 2018 (1:00pm – 2:30 pm)
Photographer: Kennedy/Jenks Consultants

Kennedy/Jenks Consultants
Engineers & Scientists

I/C Facility 1.4 Photo 1.4.101
Facility Inspection

I/C Facility 1.4 Photo 1.4.102
Facility Inspection

I/C Facility 1.4 Photo 1.4.103
Facility Inspection

I/C Facility 1.4 Photo 1.4.104
Facility Inspection

Facility: UPS, 9682 Hemaloa Street
Date Photos Taken: 19 November 2018 (1:00pm – 2:30 pm)
Photographer: Kennedy/Jenks Consultants

Kennedy/Jenks Consultants
Engineers & Scientists



I/C Facility 1.4 Photo 1.4.105
Facility Inspection

I/C Facility 1.4 Photo 1.4.106
Facility Inspection

I/C Facility 1.4 Photo 1.4.107
Facility Inspection

I/C Facility 1.4 Photo 1.4.108
Facility Inspection

Facility: UPS, 9682 Hemaloa Street
Date Photos Taken: 19 November 2018 (1:00pm – 2:30 pm)
Photographer: Kennedy/Jenks Consultants

Kennedy/Jenks Consultants
Engineers & Scientists

I/C Facility 1.4 Photo 1.4.109
Facility Inspection

I/C Facility 1.4 Photo 1.4.110
Facility Inspection

I/C Facility 1.4 Photo 1.4.111
Facility Inspection

I/C Facility 1.4 Photo 1.4.112
Facility Inspection

Facility: UPS, 9682 Hemaloa Street
Date Photos Taken: 19 November 2018 (1:00pm – 2:30 pm)
Photographer: Kennedy/Jenks Consultants

Kennedy/Jenks Consultants
Engineers & Scientists

I/C Facility 1.4 Photo 1.4.113
Facility Inspection



I/C Facility 1.4 Photo 1.4.114
Facility Inspection

I/C Facility 1.4 Photo 1.4.115
Facility Inspection

I/C Facility 1.4 Photo 1.4.116
Facility Inspection

Facility: UPS, 9682 Hemaloa Street
Date Photos Taken: 19 November 2018 (1:00pm – 2:30 pm)
Photographer: Kennedy/Jenks Consultants

Kennedy/Jenks Consultants
Engineers & Scientists

I/C Facility 1.4 Photo 1.4.117
Facility Inspection

I/C Facility 1.4 Photo 1.4.118
Facility Inspection

I/C Facility 1.4 Photo 1.4.119
Facility Inspection

I/C Facility 1.4 Photo 1.4.120
Facility Inspection

Facility: UPS, 9682 Hemaloa Street
Date Photos Taken: 19 November 2018 (1:00pm – 2:30 pm)
Photographer: Kennedy/Jenks Consultants

I/C Facility 1.4 Photo 1.4.121
Facility Inspection

I/C Facility 1.4 Photo 1.4.122
Facility Inspection

I/C Facility 1.4 Photo 1.4.123
Facility Inspection

I/C Facility 1.4 Photo 1.4.124
Facility Inspection

Facility: UPS, 9682 Hemaloa Street
Date Photos Taken: 19 November 2018 (1:00pm – 2:30 pm)
Photographer: Kennedy/Jenks Consultants

Kennedy/Jenks Consultants
Engineers & Scientists

I/C Facility 1.4 Photo 1.4.125
Facility Inspection

I/C Facility 1.4 Photo 1.4.126
Facility Inspection

I/C Facility 1.4 Photo 1.4.127
Facility Inspection

I/C Facility 1.4 Photo 1.4.128
Facility Inspection

Facility: UPS, 9682 Hemaloa Street
Date Photos Taken: 19 November 2018 (1:00pm – 2:30 pm)
Photographer: Kennedy/Jenks Consultants

Kennedy/Jenks Consultants
Engineers & Scientists

I/C Facility 1.4 Photo 1.4.129
Facility Inspection

I/C Facility 1.4 Photo 1.4.130
Facility Inspection

I/C Facility 1.4 Photo 1.4.131
Facility Inspection

I/C Facility 1.4 Photo 1.4.132
Facility Inspection

Facility: UPS, 9682 Hemaloa Street
Date Photos Taken: 19 November 2018 (1:00pm – 2:30 pm)
Photographer: Kennedy/Jenks Consultants

Kennedy/Jenks Consultants
Engineers & Scientists

I/C Facility 1.4 Photo 1.4.133
Facility Inspection

I/C Facility 1.4 Photo 1.4.134
Facility Inspection

I/C Facility 1.4 Photo 1.4.135
Facility Inspection

I/C Facility 1.4 Photo 1.4.136
Facility Inspection

Facility: UPS, 9682 Hemaloa Street
Date Photos Taken: 19 November 2018 (1:00pm – 2:30 pm)
Photographer: Kennedy/Jenks Consultants

Kennedy/Jenks Consultants
Engineers & Scientists

I/C Facility 1.4 Photo 1.4.137
Facility Inspection

I/C Facility 1.4 Photo 1.4.138
Facility Inspection

I/C Facility 1.4 Photo 1.4.139
Facility Inspection

I/C Facility 1.4 Photo 1.4.140
Facility Inspection

Facility: UPS, 9682 Hemaloa Street
Date Photos Taken: 19 November 2018 (1:00pm – 2:30 pm)
Photographer: Kennedy/Jenks Consultants

Kennedy/Jenks Consultants
Engineers & Scientists

I/C Facility 1.4 Photo 1.4.141
Facility Inspection

I/C Facility 1.4 Photo 1.4.142
Facility Inspection

I/C Facility 1.4 Photo 1.4.143
Facility Inspection

I/C Facility 1.4 Photo 1.4.144
Facility Inspection

Facility: UPS, 9682 Hemaloa Street
Date Photos Taken: 19 November 2018 (1:00pm – 2:30 pm)
Photographer: Kennedy/Jenks Consultants

Kennedy/Jenks Consultants
Engineers & Scientists

I/C Facility 1.4 Photo 1.4.145
Facility Inspection

I/C Facility 1.4 Photo 1.4.146
Facility Inspection

I/C Facility 1.4 Photo 1.4.147
Facility Inspection

I/C Facility 1.4 Photo 1.4.148
Facility Inspection

Facility: UPS, 9682 Hemaloa Street
Date Photos Taken: 19 November 2018 (1:00pm – 2:30 pm)
Photographer: Kennedy/Jenks Consultants

Kennedy/Jenks Consultants
Engineers & Scientists

I/C Facility 1.4 Photo 1.4.149
Facility Inspection

I/C Facility 1.4 Photo 1.4.150
Facility Inspection

I/C Facility 1.4 Photo 1.4.151
Facility Inspection

I/C Facility 1.4 Photo 1.4.152
Facility Inspection

Facility: UPS, 9682 Hemaloa Street
Date Photos Taken: 19 November 2018 (1:00pm – 2:30 pm)
Photographer: Kennedy/Jenks Consultants

Kennedy/Jenks Consultants
Engineers & Scientists

I/C Facility 1.4 Photo 1.4.153
Facility Inspection

I/C Facility 1.4 Photo 1.4.154
Facility Inspection

I/C Facility 1.4 Photo 1.4.155
Facility Inspection

I/C Facility 1.4 Photo 1.4.156
Facility Inspection

Facility: UPS, 9682 Hemaloa Street
Date Photos Taken: 19 November 2018 (1:00pm – 2:30 pm)
Photographer: Kennedy/Jenks Consultants

Kennedy/Jenks Consultants
Engineers & Scientists

I/C Facility 1.4 Photo 1.4.157
Facility Inspection

I/C Facility 1.4 Photo 1.4.158
Facility Inspection

I/C Facility 1.4 Photo 1.4.159
Facility Inspection

I/C Facility 1.4 Photo 1.4.160
Facility Inspection

Facility: UPS, 9682 Hemaloa Street
Date Photos Taken: 19 November 2018 (1:00pm – 2:30 pm)
Photographer: Kennedy/Jenks Consultants

Kennedy/Jenks Consultants
Engineers & Scientists

I/C Facility 1.4 Photo 1.4.161
Facility Inspection

I/C Facility 1.4 Photo 1.4.162
Facility Inspection

I/C Facility 1.4 Photo 1.4.163
Facility Inspection

I/C Facility 1.4 Photo 1.4.164
Facility Inspection

Facility: UPS, 9682 Hemaloa Street
Date Photos Taken: 19 November 2018 (1:00pm – 2:30 pm)
Photographer: Kennedy/Jenks Consultants

Kennedy/Jenks Consultants
Engineers & Scientists

I/C Facility 1.4 Photo 1.4.165
Facility Inspection

I/C Facility 1.4 Photo 1.4.166
Facility Inspection

I/C Facility 1.4 Photo 1.4.167
Facility Inspection

I/C Facility 1.4 Photo 1.4.168
Facility Inspection

Facility: UPS, 9682 Hemaloa Street
Date Photos Taken: 19 November 2018 (1:00pm – 2:30 pm)
Photographer: Kennedy/Jenks Consultants

Kennedy/Jenks Consultants
Engineers & Scientists

I/C Facility 1.4 Photo 1.4.169
Facility Inspection

I/C Facility 1.4 Photo 1.4.170
Facility Inspection

I/C Facility 1.4 Photo 1.4.171
Facility Inspection

I/C Facility 1.4 Photo 1.4.172
Facility Inspection

Facility: UPS, 9682 Hemaloa Street
Date Photos Taken: 19 November 2018 (1:00pm – 2:30 pm)
Photographer: Kennedy/Jenks Consultants

Kennedy/Jenks Consultants
Engineers & Scientists

I/C Facility 1.4 Photo 1.4.173
Facility Inspection

I/C Facility 1.4 Photo 1.4.174
Facility Inspection

I/C Facility 1.4 Photo 1.4.175
Facility Inspection

I/C Facility 1.4 Photo 1.4.176
Facility Inspection

Facility: UPS, 9682 Hemaloa Street
Date Photos Taken: 19 November 2018 (1:00pm – 2:30 pm)
Photographer: Kennedy/Jenks Consultants

Kennedy/Jenks Consultants
Engineers & Scientists

I/C Facility 1.4 Photo 1.4.177
Facility Inspection

I/C Facility 1.4 Photo 1.4.178
Facility Inspection

I/C Facility 1.4 Photo 1.4.179
Facility Inspection

I/C Facility 1.4 Photo 1.4.180
Facility Inspection

Facility: UPS, 9682 Hemaloa Street
Date Photos Taken: 19 November 2018 (1:00pm – 2:30 pm)
Photographer: Kennedy/Jenks Consultants

Kennedy/Jenks Consultants
Engineers & Scientists

I/C Facility 1.4 Photo 1.4.181
Facility Inspection

I/C Facility 1.4 Photo 1.4.182
Facility Inspection

I/C Facility 1.4 Photo 1.4.183
Facility Inspection

I/C Facility 1.4 Photo 1.4.184
Facility Inspection