



STATE OF HAWAII
DEPARTMENT OF TRANSPORTATION
HARBORS DIVISION
79 S. NIMITZ HIGHWAY
HONOLULU, HAWAII 96813

JADE T. BUTAY
DIRECTOR

Deputy Directors
ROY CATALANI
ROSS M. HIGASHI
EDWIN H. SNIFFEN
DARRELL T. YOUNG

IN REPLY REFER TO:
HAR-SF
9369.18

June 26, 2018

Dear Cruise Lines, Cruise Stakeholders, and Harbor Agents:

Subject: COURTESY REMINDER: Implementation of New Rules and Tariff Rates Affecting Vessel Dockage, Passenger Fees, and Port Entry Fees, Effective July 1, 2018, Pursuant to Chapter 19-44, Hawaii Administrative Rules

On April 8, 2018, several amendments to Chapter 19-44, Hawaii Administrative Rules (HAR), were approved. The new rule language is available online at: <http://hidot.hawaii.gov/harbors/library/admin-rules/>. Starting on July 1, 2018, the following new rules and tariff rates affecting vessel dockage, passenger fees, and port entry fees will be in effect:

- **§19-44-20, Full Dockage Rates.** There is a new exhibit entitled “DOCKAGE RATES (July 1, 2018).” Effective July 1, 2018, for vessels longer than 900 linear feet or 274.32 meters, the dockage rate is \$3,162.50 plus an additional \$9.15 per additional linear foot or fraction thereof (or \$30.00 per additional linear meter or fraction thereof). Additional rate increases set forth in the new exhibit will become effective in future years.
- **§19-44-70, Passenger Fees.** There is a new exhibit entitled “PASSENGER FEES (July 1, 2018).” Effective July 1, 2018, a passenger fee of \$15.00 is charged per passenger upon port entry into Honolulu Harbor, and a passenger fee of \$8.00 is charged per passenger upon port entry into any other state commercial harbor. The rules no longer include fees per embark or disembark. Passenger fees are charged on a “per voyage” basis for each visit to a state commercial harbor and will not be charged more than once if a vessel uses a state commercial harbor property or facility more than once on a single voyage or itinerary. There is no escalation schedule for passenger fees. Also, facility cleaning costs will be covered by passenger fees and will not be separately charged to passenger vessels. Each passenger vessel shall file a report and payment with the department on a form provided by the department within fifteen days after the departure of the passenger vessel from the last state commercial harbor used by the vessel on that voyage or itinerary.

- **§19-44-92, Port Entry Fee Schedule.** There is a new exhibit entitled “PORT ENTRY FEE SCHEDULE (July 1, 2018).” Effective July 1, 2018, for vessels longer than 900 linear feet or 274.32 meters, the port entry rate for Honolulu and Kalaheo Barbers Point Harbors is \$611.88 plus an additional \$2.13 per additional linear foot or fraction thereof (or \$7.00 per additional linear meter or fraction thereof), and the port entry rate for all other harbors is \$378.13 plus an additional \$1.52 per additional linear foot or fraction thereof (or \$5.00 per additional linear meter or fraction thereof). Additional rate increases set forth in the new exhibit will become effective in future years.

The increased rates will be applied as follows:

- Any vessel entering and docking at any of the state commercial harbors at or after 12:00 a.m. July 1, 2018, will be charged the fees applicable for the voyage at the July 1, 2018, rates. A representative listing of such fees, but not an all-inclusive listing of these fees, includes port entry fees, dockage fees for vessels, passenger fees, pipeline tolls, bunkering activity and fees for the use of pipelines to transport or to load potable water.
- Any vessel entering and docking at any of the state commercial harbors no later than 11:59 p.m. on June 30, 2018, will be charged passenger fees and all other fees applicable to the voyage at the rates in effect prior to July 1, 2018. Any charges related to any use of harbor facilities or any services provided on or after July 1, 2018, such as bunkering charges or charges for the use of pipelines to transport or to load potable water will be assessed at the rates that become effective July 1, 2018.
- For the period from July 1, 2018, to June 30, 2019, there are no changes to the tariff rates for Full Dockage Rates for vessels shorter than or equal to 900 linear feet pursuant to §19-44-20, nor are there changes to the tariff rates for the Port Entry Fee Schedule for vessels shorter than or equal to 900 linear feet pursuant to §19-44-92.

Revised self-report forms that reflect the new rates that take effect July 1, 2018, must be used, completed, and submitted to report the cargo-related activities and user fees that occur on or after July 1, 2018. These revised self-report forms will be available no later than June 30, 2018, on the DOT Harbors Division website at the following link:

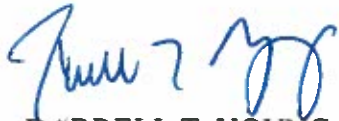
<http://hawaii.gov/dot/harbors/doing-business>.

Cruise Lines, Cruise Stakeholders, and Harbor Agents
June 26, 2018
Page 3

HAR-SF
9369.18

If you have any questions or concerns, please contact Mr. Thomas Vanairdale, Harbors Fiscal Officer, at (808) 587-1893. Thank you for your cooperation as we continue to proceed with the implementation of the approved amendments to Chapter 19-44, HAR.

Aloha,



DARRELL T. YOUNG
Deputy Director
Department of Transportation, Harbors Division

Att.

EXHIBIT – PASSENGER FEES (July 1, 2018)

State of Hawaii Department of Transportation - Harbors Division

Passenger Fees (§19-44-70)

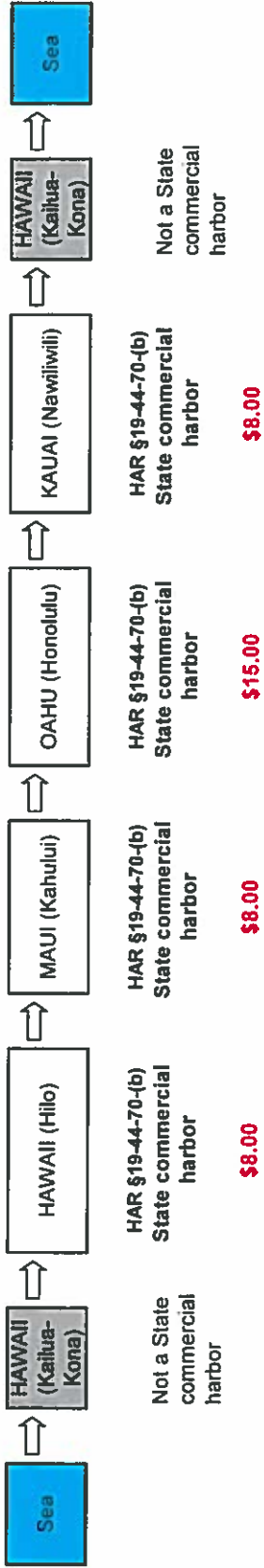
Port	Passenger Fee
Honolulu	15.00
Kalaeloa Barbers Point	8.00
Hilo	8.00
Kawaihae	8.00
Kahului	8.00
Kaunakakai	8.00
Kaumalapau	8.00
Nawiliwili	8.00
Port Allen	8.00

Passenger fees are charged per passenger upon port entry into each state commercial harbor. Passenger fees are charges on a per voyage or per itinerary basis, and will not be charged more than once if a vessel uses a state commercial harbor property or facility more than once on a single voyage or itinerary.

Effective July 1, 2018, facility cleaning costs will be covered by passenger fees and will not be separately charged to passenger vessels.

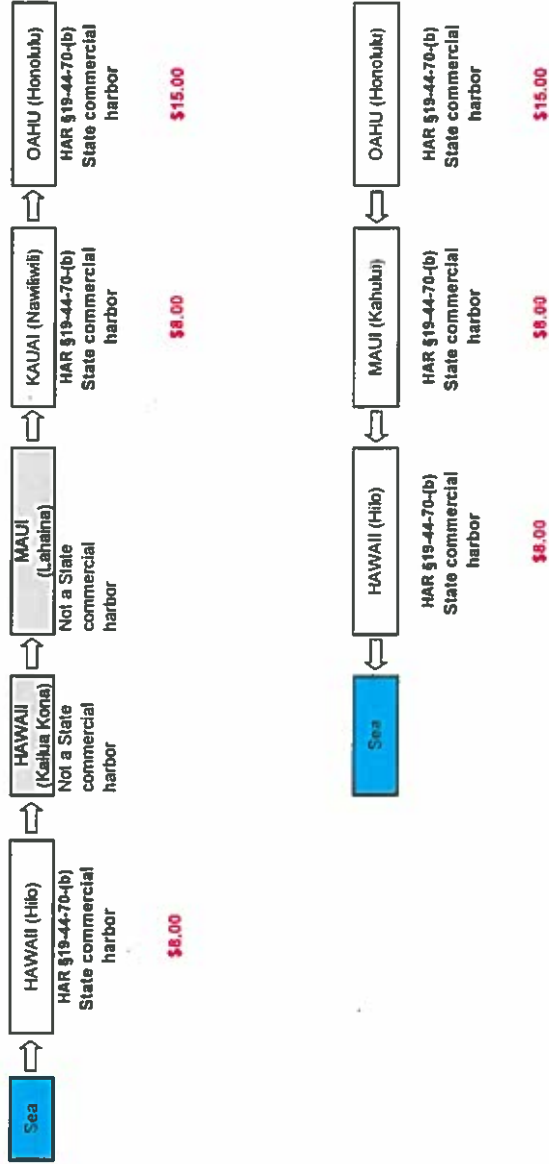
Each passenger vessel shall file a report with the department on a form provided by the department within fifteen days after the departure of the passenger vessel from the last state commercial harbor used by the vessel on that voyage or itinerary. All charges due shall be remitted along with the report.

OVERSEAS CRUISE SHIP VOYAGE

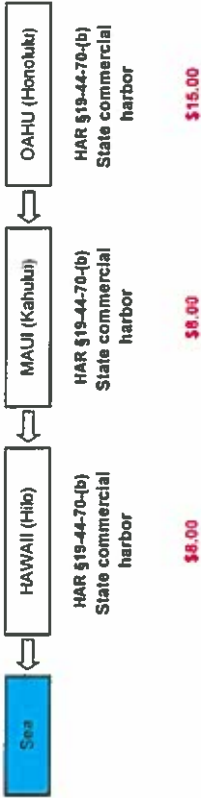


OVERSEAS CRUISE SHIP VOYAGE (TURNAROUND IN HONOLULU)

Last State Commercial Port of Overseas Voyage or Itinerary:
 A Separate Passenger Fee Report Accompanied by Payment of Fees
 Is Required to Report Passengers for Each State Commercial Harbor
 Visited on This Turnaround Itinerary.



Commencement of a New Voyage or
 Itinerary, New Set of Passengers
 A Separate Passenger Fee Report
 Accompanied by Payment of Fees Is
 Required to Report the New Set
 of Passengers for This New
 Voyage / Itinerary for Each State
 Commercial Harbor Visited.



OVERSEAS CRUISE SHIP VOYAGE



HAR §19-44-70-(b)
State commercial
harbor

\$15.00

DOMESTIC HOMEPORTED CRUISE SHIP VOYAGE (NCL)

